

MEAN GREEN™

2024 UNT FOOTBALL GAME NOTES

UNT ATHLETIC COMMUNICATIONS: 1301 S. Bonnie Brae St. | Denton, TX 76207 | MEANGREENSPORTS.COM | @MEANGREENFB

GAME 10

UNT (5-4, 2-3 AAC) vs. UTSA (4-5, 2-3 AAC)



Nov. 15, 2024 • 7:00 pm CT • TV: ESPN2 • Radio: Mean Green Sports Network
San Antonio, Texas • Alamodome (73,086)

MEDIA INFORMATION

TV: ESPN2

Talent: Anish Shroff (pxp), Andre Ware (analyst),
Paul Carcaterra (sideline)

Radio: Mean Green Sports Network

Talent: Dave Barnett (pxp), Hank Dickenson (analyst)

Stations: Sirius XM Channel 384 | 97.1 The Eagle |
The Varsity Network

Live Stats: MeanGreenStats.com

X: @MeanGreenFB | #MG

UNT	5-4, 2-3 AAC
Ranking	NR - CFP, NR - AP, NR - Coaches
Last Game	Nov. 9, 2024 Loss vs. No. 25 Army, 14-3
Head Coach	Eric Morris (Texas Tech, '08)
Career Record	34-29 (Sixth season)
UNT Record	10-11 (Second season)
vs. UTSA	0-2

UTSA	4-5, 2-3 AAC
Ranking	NR - CFP, NR - AP, NR - Coaches
Last Game	Nov. 2, 2024 Win vs. No. 25 Memphis, 44-36
Head Coach	Jeff Traylor (SFA, '90)
Career Record	43-19 (Fifth season)
UTSA Record	43-19 (Fifth season)
vs. UNT	4-1

UNT COACHING STAFF

On the Field		
Eric Morris		Head Coach
Drew Svoboda		Assoc. HC/TE/ST Coord.
Matt Caponi		Defensive Coordinator
Patrick Cobbs	Run Game Coord./Running Backs	
Sean Brophy		Quarterbacks
Demerick Gary		Defensive Line
Cutter Leftwich		Offensive Line
D'Andre Payne		Cornerbacks

In the Booth		
Jordan Davis	Offensive Coord./Wide Receivers	
Clay Jennings		Safeties
Brian Odom		Linebackers

UNT ATHLETICS COMMUNICATIONS

DOUG WATERS Primary Contact

936-240-6780 (cell) • Doug.Waters@unt.edu

CHRIS ALFORD Secondary Contact

903-951-8675 (cell) • Chris.Alford@unt.edu

STORY LINES

- Coming off three straight losses against three of the top teams in The American, UNT looks to bounce back as they travel to San Antonio to take on rival UTSA looking to become bowl eligible for the first time in the **Eric Morris** era.
- UNT boasts the No. 3 total offense in the country averaging 500.4 yards per game while also sitting third in passing offense (354.1 YPG) and 17th in scoring offense (36.6 ppg).
- Junior QB **Chandler Morris** sits in the top-five in FBS passing TDs (2nd), passing yards per game (3rd), points responsible for per game (4th), total offense (3rd) and completions (3rd). Morris leads the country with four 400+ yard games this season. Cameron Ward ranks second with three.
- WR **DT Sheffield** comes into the contest second in the country with 10 receiving touchdowns while sitting third among FBS WRs with 1,089 all-purpose yards. Sheffield also leads the AAC in both receptions per game (6.1) and receiving yards per game (80.1) and has registered over 100 receiving yards four times in the last six games.
- Morris has spread the wealth as total of 20 different players have caught a pass for UNT, tied for the most in FBS. In addition, nine different players have a receiving TD, good for a tie for the seventh-most in FBS. In the win over Tulsa, five different WR caught a touchdown pass in the same game for the first time since Sept. 20, 1969.
- North Texas is the only team in the country with six plays of 70+ yards. SMU ranks second with five.
- Of the 21 games in the Eric Morris era, North Texas has 13 games with 500+ yards of total offense, a mark that already ranks as the second-most among all head coaches in program history.
- The Mean Green offense is one of the most explosive in the country, ranking inside the top-10 in FBS in total plays of 10+, 20+, 30+, 40+, 50+, 60+, 70+, 80+ and 90+ yards.
- In the 13 AAC games in the Eric Morris era, nine of them have been decided by one score. UNT is just 3-6 in those contests.
- The North Texas defense is coming off its best performance of the season, holding No. 25 Army to just 14 points, its lowest point total this year. UNT forced the Black Knights into a pair of turnovers in Saturday's contest after Army had only turned the ball over once in its first eight games prior.
- Senior CB **Ridge Texada** is one of the leaders of the defense, heading into the contest as the Mean Green all-time leader in PBUs and passes defended. His 35 career PDF ranks as the eighth-most among all active FBS players.
- The Mean Green have started five different true freshman and three redshirt freshman this season while also featuring a redshirt freshman kicker. In total, 19 true freshman and 10 redshirt freshman have seen action for UNT this season.
- After starting the year hitting just one of his first three field goals, K **Kali Nguma** has made nine consecutive FGs dating back to Sept. 21 to tie for the fourth-longest streak in the FBS era (1995-present) in program history.

2024 SCHEDULE

	Aug. 31	UNT at SOUTH ALABAMA	ESPN+	W, 52-38
		Morris throws for 415, Ward Jr. has 230 receiving yards as UNT wins season opener at USA.		
	Sept. 7	SFA vs. UNT	ESPN+	W, 35-20
		UNT scores 21 of final 24 points, allows just three second half points to take down SFA.		
	Sept. 14	UNT at TEXAS TECH	FS1	L, 21-66
		Texas Tech scores 42 straight in first half to hand UNT first loss of the season.		
	Sept. 21	WYOMING vs. UNT	ESPN+	W, 44-17
		UNT shuts out Wyoming in second half, racks up 534 yards of offense to improve to 3-1.		
	Sept. 28	TULSA vs. UNT	ESPN+	W, 52-20
		Mean Green score 45 straight points and run up over 600 yards of offense to open AAC play with win.		
	Oct. 12	UNT at FLORIDA ATLANTIC	ESPN2	W, 41-37
		Sheffield scores two TDs in final four minutes as UNT rallies from down 10 to take down FAU.		
	Oct. 19	UNT at MEMPHIS	ESPNU	L, 44-52
		Mean Green rack up 653 yards of total offense but falter late on the road to drop first AAC contest.		
	Oct. 26	TULANE vs. UNT	ESPN2	L, 37-45
		Late comeback effort comes up short as UNT drops back-to-back games for the first time in 2024.		
	Nov. 9	NO. 25 ARMY vs. UNT	ESPN2	L, 3-14
		UNT defense holds Army to season low in points, but the Mean Green fail to capitalize in the red zone.		
	Nov. 15	UNT at UTSA	ESPN2	7:00 PM CT
		San Antonio, Texas // Alamodome (73,086) // UTSA leads 6-5		
	Nov. 23	EAST CAROLINA vs. UNT	ESPN+	2:30 PM CT
		Denton, Texas // DATCU Stadium (30,100) // Series tied 0-0		
	Nov. 30	UNT at TEMPLE	TBA	TBA
		Philadelphia, Pennsylvania // Lincoln Financial Field (67,594) // UNT leads 1-0		



ERIC MORRIS
HEAD COACH, SECOND SEASON

THE MORRIS FILE

PERSONAL

Born: Oct. 26, 1985
Family: Wife: Maggie; Children: Jack and George

EDUCATION

Texas Tech, 2008 (Communication Studies)

COACHING EXPERIENCE

2010	Houston, Quality Control
2011	Houston, Graduate Assistant
2012	Washington State, Inside Wide Receivers
2013	Texas Tech, Co-OC/Inside Wide Receivers
2014	Texas Tech, OC/Wide Receivers
2015-17	Texas Tech, OC/Inside Wide Receivers
2018-21	Incarnate Word, Head Coach
2022	Washington State, OC/Quarterbacks
2023-	UNT, Head Coach

THE MORRIS WORKSHEET

YEAR	SCHOOL	OVERALL RECORD	CONFERENCE RECORD, FINISH
2018	UIW	6-5	6-2, t-1st
2019	UIW	5-7	4-5, t-7th
2021(S)	UIW	3-3	3-3, t-3rd
2021	UIW	10-3	7-1, 1st
2023	UNT	5-7	3-5, t-8th
2024	UNT	5-4	2-3
AT UNT	2 seasons	10-11	5-8
TOTAL	6 seasons	34-29	25-19

MEAN GREEN IN THE NFL

NAME	POS.	TEAM
Nate Brooks*	CB	Cincinnati Bengals
Jaelon Darden	WR	Cleveland Browns
Kemon Hall*	CB	Dallas Cowboys
Jalen Guyton*	WR	Las Vegas Raiders
Jeffery Wilson Jr.	RB	Miami Dolphins

*Practice squad

MORE QUICK HITTERS

- The Mean Green have a host of new faces on the 2024 squad, leading all of FBS with 77 newcomers on the roster including 41 freshmen and 36 transfers.
- LB **Jordan Brown**, DL **Roderick Brown**, OL **Jett Duncan** CB **Ridge Texada**, QB **Chandler Morris**, OL **Landon Peterson** and LB **Jaylen Smith** and WR **Damon Ward Jr.** are the UNT 2024 team captains.
- At just 32 years old, offensive coordinator **Jordan Davis** is the sixth-youngest FBS OC in the nation.
- UNT has scored 50+ points against FBS opponents twice this season. It is the first time that has happened since 2003 when the Mean Green scored 50+ on both Baylor and Arkansas State.
- The UNT offense had two 99-yard touchdown drives in the same game for the first time in program history in the win over Tulsa. In the last 20 seasons, the only other FBS team to produce multiple 99-yard touchdown drives in a single game was Oklahoma State on Oct. 29, 2011 vs Baylor.
- UNT ranks second in the FBS with 20 fourth down conversions this season.
- North Texas has blocked two punts this season in wins over South Alabama and Tulsa. It is the first time since 2019 the Mean Green have multiple blocked punts in a season.

UTSA SERIES HISTORY

- Saturday's contest between UNT and UTSA will be the 13th all-time meeting between the two programs with the Roadrunners holding a 7-5 advantage, having won three straight dating back to 2022.
- UTSA defeated North Texas 37-29 in Denton last season and won a pair of contests in San Antonio, the second of which was the C-USA Championship game, in 2022.
- The win for North Texas came in 2021 when the Mean Green knocked off No. 15 UTSA 45-23 in Denton.
- The "Battle of the Birds" has been a budding rivalry for over a decade now with the programs squaring off every year since 2013.

BIG PLAYS

- The offensive production is full of explosive plays, ranking inside the top-10 in FBS in plays of 10+, 20+, 30+, 40+, 50+, 60+, 70+ and 80+ yards.
- North Texas is the only FBS program in the country with six 70+ yard plays this season. SMU ranks second with five.
- In the win over Tulsa, **Chandler Morris** connected with **Blair Conwright** for a 96-yard touchdown. It is the longest play in DATCU Stadium history and tied for the second-longest offensive play in UNT and AAC history.
- The quick-strike offense has produced six one-play drives, tied with Boise State for the most in FBS.
- The explosive offense was on full display against Memphis as **DT Sheffield** scored 75-yard touchdowns (one on the ground, one through the air) on each of the first two offensive plays of the game for UNT.

CATEGORY	VALUE	RANK
10+ Yard Plays	168	4th
20+ Yard Plays	60	t-5th
30+ Yard Plays	28	t-5th
40+ Yard Plays	15	t-10th
50+ Yard Plays	8	t-8th
60+ Yard Plays	6	t-5th
70+ Yard Plays	6	1st

OFFENSIVE MASTERMIND

- UNT head coach **Eric Morris** is one of the top offensive minds in the country, proven by a stellar track record over 12 seasons as an offensive coordinator and head coach.
- Morris has UNT third in FBS in passing offense, third in total offense and 17th in scoring.
- Since becoming the offensive coordinator at Texas Tech in 2013 Morris has led an offense that finished inside the top 25 (FBS or FCS) in scoring eight times in 11 years. UNT ranks 17th in scoring this season.
- In addition, Morris has led offenses that finished in the top-10 in total offense eight times, including the top FBS offense (Texas Tech) in 2016 and the top FCS offense (UIW) in the nation in 2020. The Mean Green are third in total offense in 2024.
- Morris-led offenses have been dominant through the air as seven of Morris' first 11 years as an OC or HC have resulted in a top-five passing offense in the country. UNT rank third in the country in passing offense.
- In Morris' 20 games as head coach at North Texas, the Mean Green offense has eclipsed 500 yards 13 times, including six times in eight games this season. That total is already the second-most of any head coach in UNT history (Seth Littrell, 23 in 88 games).
- For perspective, North Texas had just 20 games with 500+ yards of total offense in the five seasons prior to Morris' arrival. UNT is 9-4 when surpassing 500 yards of offense under Morris.

MORRIS OFFENSIVE TEAM RANKINGS (OC & HC)

YEAR	TEAM	SCORE	TOTAL	PASS	YEAR	TEAM	SCORE	TOTAL	PASS
2013	Texas Tech (OC)	24th	8th	2nd	2019	Incarnate Word (HC)	42nd	33rd	19th
2014	Texas Tech (OC)	55th	10th	5th	2020	Incarnate Word (HC)	3rd	1st	3rd
2015	Texas Tech (OC)	2nd	2nd	2nd	2021	Incarnate Word (HC)	4th	6th	5th
2016	Texas Tech (OC)	5th	1st	1st	2022	Washington St. (OC)	79th	93rd	44th
2017	Texas Tech (OC)	23rd	16th	9th	2023	UNT (HC)	21st	6th	12th
2018	Incarnate Word (HC)	25th	9th	4th	2024	UNT (HC)	17th	3rd	3rd

C4 – HIGHLY EXPLOSIVE

- Junior QB **Chandler Morris** has been one of the best signal callers in the country, ranking among the best in FBS in completions per game (3rd), passing yards (5th), passing TDs (2nd), passing yards per game (3rd), points responsible for (3rd) and total offense (3rd).
- Morris is 248 for 388 for 3,087 yards and 26 passing touchdowns with four more on the ground, the most passing yards and passing touchdowns through nine games of any player in UNT history.
- After throwing for 300+ yards in five straight games from Sept. 21-Oct. 26, Morris owns the program record for consecutive games with 300+ yards passing and is tied for the third-most in a career in program history with three regular season games to play.
- Morris leads the country with four 400+ yard games this season. Miami's Cameron Ward is second with three.
- Morris' 146.5 career passing efficiency rating ranks 20th among active FBS players with 325+ career attempts.
- An underrated runner, Morris has rushed for 557 yards on 125 carries with 10 touchdowns in his career.
- Morris' father, Chad, is a longtime college football coach having previously served as the head coach at SMU and Arkansas. He is currently the pass game coordinator at Texas State.

MORRIS AMONG FBS QBs		
CATEGORY	VALUE	RANK
Completions PG	28.0	2nd
Passing TDs	26	t-2nd
Passing Yards	2,873	4th
Passing Yards PG	359.1	1st
Points Responsible for	180	2nd
Total Offense PG	379.1	2nd

CHASING DOWN RECORDS

- Chandler Morris is on pace to throw for over 4,100 yards and 35 touchdowns this season, both of which would set new singles season program records.
- If the season ended today, Morris' 343.0 passing yards per game would shatter the current school record of 291.8 set by Fine in 2018.
- Elsewhere in the record books, Morris' 147.7 QB rating would be the eighth-best in a single season program history and his 63.9% completion percentage would rank fourth.
- In addition, Morris' 157 rushing yards and four touchdowns on the ground are both already inside the top-10 for a QB at UNT since at least 2000.

SINGLE SEASON PASSING YARDS LEADERS						SINGLE SEASON PASSING TOUCHDOWN LEADERS			
PLAYER	SEASON	CMP	ATT	PCT	YDS	PLAYER	SEASONS	YDS	TD
1. Mason Fine	2017	324	511	.634	4,052	1. Austin Aune	2022	3,547	33
2. Mason Fine	2018	303	469	.646	3,793	2. Mason Fine	2017	4,052	31
3. Austin Aune	2022	232	411	.564	3,547	3. Mason Fine	2019	3,088	29
4. Chandler Rogers	2023	262	421	.622	3,382	Chandler Rogers	2023	3,382	29
5. Mitch Maher	1994	231	370	.624	3,103	5. Mason Fine	2018	3,793	27
6. Mason Fine	2019	257	414	.620	3,088	6. Mitch Maher	1994	3,103	26
7. Chandler Morris	2024	248	388	.639	3,087	7. Chandler Morris	2024	3,087	26

LIGHT THE FUSE

- Of the 52 total offensive scoring drives for UNT this season, 26 have taken two minutes or less of game action while 19 have taken five plays or less. All 19 that took lasted five plays or less resulted in touchdowns.
- UNT has already had six one-play scoring drives this season, tied for the most in the FBS with Boise State, including scoring 75-yard touchdowns on each of its first two plays from scrimmage against Memphis.
- In addition, the Mean Green have three of the fastest scoring drives in the country with a :05 second drive against Tulsa, a :07 second drive against Texas Tech and a :08 second drive against FAU. UNT is the only FBS program with 13 or more drives of less than one minute this season.
- In the win over FAU, the Mean Green had a five-play, 58-yard touchdown drive that took just :45 seconds to take the lead with less than a minute remaining. It was North Texas' first game-winning TD drive with 2:00 or less remaining since "The Drive" to knock off UTSA 29-26 on Oct. 14, 2017.
- UNT had two 99-yard TD drives in the same game for the first time in program history vs. Tulsa. In the last 20 years, the only other FBS team with multiple 99-yard TD drives in a single game was Oklahoma State on October 29, 2011 against Baylor.
- Even with the quick strike nature of the offense, UNT has still had to drive the length of the field consistently throughout the season with 26 of the 51 scoring drives accumulating 75 yards or more.
- In the contest against Tulane, North Texas went on a 19-play, 80-yard drive over 7:20 to score a touchdown. It is the most plays in a touchdown scoring drive in the FBS era in program history.

NARROW MARGINS IN AAC PLAY

- The Mean Green have become synonymous with close games during American Athletic Conference play in the first two years in the league under Eric Morris.
- In the first 13 conference games in the AAC era for the Mean Green, nine of those contests have been decided by one score with three already occurring in the first four league games.
- UNT is 3-6 in those nine games, going 1-2 in one-score games this year after finishing 2-4 in such contests in 2023.
- The 2023 schedule was littered with close matchups as it finished with eight games decided by one score or less, matching a program record for one-score games set in 1937.

2024 HONORS

OL GABE BLAIR

Preseason 1st Team All-AAC (Phil Steele, Athlon)
Preseason Outland Trophy Watch List

QB COACH SEAN BROPHY

247Sports 30 Under 30

LB JORDAN BROWN

Preseason 2nd Team All-AAC (Phil Steele, Athlon, CFN)

DL RODERICK BROWN

Preseason 2nd Team All-Texas College (DCTF)
Preseason 2nd Team All-AAC (Athlon, CFN)
Preseason 3rd Team All-AAC (Phil Steele)

OFFENSIVE COORDINATOR JORDAN DAVIS

Dave Campbell's Texas Football 40 Under 40

OL JETT DUNCAN

Preseason 2nd Team All-Texas College (DCTF)
Preseason 3rd Team All-AAC (Athlon)
Preseason Wuerffel Trophy Watch List

P SAWYER EVANS

Preseason 2nd Team All-AAC (Phil Steele)

S JAYDEN HILL

Preseason 3rd Team All-AAC (CFN)
HM AAC Defensive Player of the Week (10/14)
DCTF Midseason Second Team All-Texas Team

S EVAN JACKSON

PFF G5 Defensive Team of the Week (9/30)

RB MAKENZIE MCGILL II

HM Earl Campbell Tyler Rose Player of the Week (9/21)

K KALI NGUMA

AAC Special Teams Player of the Week (10/14)

QB CHANDLER MORRIS

Shrine Bowl 1000 Watch List
Earl Campbell Tyler Rose Award Watch List
Davey O'Brien Award Watch List
AAC Offensive Player of the Week (9/2, 9/30)
Honorable Mention AAC Offensive Player of the Week (10/21, 10/28)
Davey O'Brien "Great 8" Award (9/3)
Honorable Mention Earl Campbell Tyler Rose Player of the Week (9/4, 10/1)
Manning Award Star of the Week (9/3, 9/30)
DCTF Midseason First Team All-Texas Team
Davey O'Brien Award Class of 2024

RB IKAICA RAGSDALE

Preseason 3rd Team All-AAC (Athlon)
Preseason Comeback Player of the Year Watch List

WR LANDON SIDES

Preseason 4th Team All-AAC (Athlon)

2024 HONORS

WR DT SHEFFIELD

HM Earl Campbell Tyler Rose Player of the Week (9/9, 10/14)
 Paul Hornung Award Honor Roll (9/23)
 HM AAC Offensive Player of the Week (10/14)
 DCTF Midseason Second Team All-Texas Team
 Biletnikoff Award Watch List

DL JAKE SHIPLEY

Preseason 4th Team All-AAC (Phil Steele)

CB RIDGE TEXADA

Preseason 2nd Team All-AAC (Athlon, CFN)
 Preseason 4th Team All-AAC (Phil Steele)
 Shrine Bowl 1000 Watch List

WR DAMON WARD JR.

Preseason 2nd Team All-AAC (Athlon)
 Preseason 3rd Team All-AAC (Phil Steele)
 HM AAC Offensive Player of the Week (9/2)
 HM Earl Campbell Tyler Rose Player of the Week (9/4)
 DCTF Texas Player of the Week (9/4)

LB ETHAN WESLOSKI

Preseason 4th Team All-AAC (Phil Steele, Athlon)

S ISHEEM YOUNG

Preseason 3rd Team All-AAC (Athlon)

LOOKING FOR A BOWL BID

- With a win over UTSA, North Texas would clinch its 15th bowl bid in program history.
- The Mean Green have had a strong pedigree of appearing in bowl games in the last decade with seven of the 14 total bowl bids coming since 2013.
- The bowl berth would be the first for UNT in the Eric Morris era after narrowly missing out in 2023, finishing 5-7.
- North Texas has struggled to find wins in bowl contests, however, going just 3-11 in bowl games with the last win coming in the 2013 Heart of Dallas Bowl against UNLV.

DT SPELLED BACKWARDS IS TD

- Junior WR **DT Sheffield** has been explosive with a team-high 55 catches for 721 yards and 10 TDs.
- Sheffield's 10 touchdown catches sits in a tie for second in FBS this season. He also leads the AAC with 80.1 receiving yards and 6.1 receptions per game.
- Sheffield has posted 100+ yards in four games this season with all four coming in the last six games. His four 100+ yard performances is tied for the seventh-most in a single season in program history.
- Against Memphis, Sheffield was explosive from the start against the Tigers, scoring a 75-yard touchdown on each of UNT's first two offensive plays from scrimmage.
- The Washington State transfer became just the 14th player in program history to score three touchdowns in a game and just the eighth player to do it in a single half in the win over SFA.
- Sheffield is a game-changer all over the field, sitting third among all FBS WRs with 1,089 all-purpose yards.

THE WARDEN

- Despite only playing in three full games this season due to injury, senior WR **Damon Ward Jr.** has still produced in a big way sitting second on the team with 26 catches for 462 yards and four touchdowns.
- Ward started the season with 12 catches for 230 yards and two touchdowns against South Alabama. In UNT's last game against Tulane, his first return to full action in over a month, Ward posted six catches for 111 yards and two touchdowns. In the four full games Ward has played this season, he has finished with 23 catches for 420 yards and four touchdowns.
- Ward has been extremely productive in 2024, with 22 of his 26 catches going for either first downs or TDs while averaging 17.7 yards per reception.
- In his career, Ward has 112 catches for 1,638 yards and 14 touchdowns. He ranks 17th in program history in receiving yards and 18th in career receptions. He also needs just one more receiving TD to tie Jaylen Guyton (2017-18) and George Marshall (1999-02) for 10th on the all-time list.
- Ward became the 21st player in program history to have 100 career catches in the contest vs. Texas Tech.

CAREER RECEIVING YARDS LEADERS					CAREER RECEPTIONS LEADERS				
PLAYER	SEASONS	REC	AVG	YDS	PLAYER	SEASONS	YDS	AVG	REC
1. Jaelon Darden	2017-20	230	12.09	2,782	1. Jaelon Darden	2017-20	2,782	12.09	230
2. Johnny Quinn	2003-06	187	14.53	2,718	2. Casey Fitzgerald	2005-08	2,533	11.86	229
..					..				
14. Michael Lawrence	2016-19	143	13.48	1,929	15. Jim Russell	1965-67	1,701	13.94	122
15. Brelan Chancellor	2010-13	116	14.75	1,711	16. Brandon Jackson	2004-07	1,247	10.39	120
16. James Russell	1965-67	122	13.94	1,701	17. Brelan Chancellor	2010-13	1,711	14.75	116
17. Damon Ward Jr.	2021-24	112	14.63	1,638	18. Damon Ward Jr.	2021-24	1,638	14.63	112

THE MAN IN THE MIDDLE

- Senior DL **Roderick Brown** has been a force along the defensive line since arriving at North Texas.
- A stalwart in the UNT lineup, Brown has played in 45 games in his career with 33 starts at defensive tackle in his career, despite not being the prototypical size for a DL (5-11, 290 lbs).
- This season, Brown has stepped his game up even more with 4.5 sacks and 5.5 TFLs through seven games. Both totals are new career-highs and he is tied for fourth in the AAC in sacks.
- In total, Brown has 122 tackles, 11.5 sacks, 17.5 TFLs, two forced fumbles and a fumble recovery in four years with the Mean Green.

SPREAD THE WEALTH

- While Sheffield and Ward Jr. are one of the top 1-2 punches in the AAC, the Mean Green offensive passing attack has been one of the most balanced in the country.
- Along with that duo, WRs **Dalton Carnes**, **Miles Coleman**, **Blair Conwright**, **Wyatt Young** and TE **Oscar Hammond** all have over 100 receiving yards this season. UNT is the only team in the country with seven different players with 200+ receiving yards
- A total of 20 different players have caught a pass for UNT, tied the most in FBS. In addition, nine different players have a receiving TD, good for a tie for the seventh-most in FBS.
- UNT had five different players catch a touchdown pass in the same game for the first time since Sept. 20, 1969 in the win over Tulsa.
- TE **Oscar Hammond** is one of the top TEs in the AAC with 16 catches for 205 yards and a TD. He is fourth among AAC TEs in receiving yards, seventh in receptions and sixth in yards per reception.

FRESHMAN TALENT ON DISPLAY

- The opening six games of the season Mean Green have featured a ton of young talent as 19 true freshman and 10 redshirt freshman have already appeared in a game for UNT this season.
- In addition, eight different true or redshirt freshman have started for the Mean Green, led by seven starts from OL **Braydon Nelson** and five from CB **Brian Nelson II**.
- In the game vs. Memphis, UNT started Nelson along with OL **Tyler Mercer** and TE **Brandon Young Jr.** offensively. It is the first time since at least 1995 North Texas has started at least three true freshman on offense.
- The young players have littered the stat sheet as well as WRs **Wyatt Young** and **Miles Coleman** have over 200 yards receiving each while RB **Kiefer Sibley** has gotten the start in the last two games.
- Along the offensive line, UNT has started either Mercer or Nelson eight consecutive weeks.
- Defensively Starling, Nelson II, DL **Jayden Williams**, CB **Kollin Lewis**, S **Quinton Hammonds** and DL **Nathan Laperi** have all seen significant action for UNT.
- Nelson II and Starling have split starts at CB, combining for 50.0 tackles, 3.5 TFLs, five PBUs and two INTs. Nelson had a standout performance against Army with six tackles (all solo), an interception and a fumble recovery.
- On special teams, redshirt freshman K **Kali Nguma** is a perfect 41 for 41 on PATs and has made nine consecutive field goals after starting the year 1 for 3.

ON THE NATIONAL STAGE

- Saturday's contest will be broadcast nationally on ESPN2, marking the fifth consecutive game the Mean Green will be featured on national television and the third straight week on ESPN2.
- It will be the first time North Texas has appeared on ESPN2 in three straight games in program history.
- In addition to the week three game at Texas Tech on FS1, UNT has been featured on linear networks six time this season, setting a new record for the most in a single season program history with three regular season games still scheduled.
- The previous record for most linear broadcasts for the Mean Green was five set in 2023.

“SPECIAL” TEAMS

- UNT has one of the best special teams units in The American, especially in the punt game, leading the AAC and ranked third in FBS in punt return defense (1.2 yds/return) while sitting second in the AAC in net punting (41.53).
- After not missing an extra point in the entire 2023 season, Mean Green kickers have now combined to connect on 108 consecutive PATs dating back to Oct. 29, 2022 against Western Kentucky.
- North Texas has blocked two punts this season in wins over South Alabama and Tulsa. It is the first time since 2019 the Mean Green have multiple blocked punts in a season.
- Because of this success, Associate HC/Special Teams Coordinator **Drew Svoboda** was named one of 57 nominees for the Broyles Award given to the top assistant coach in FBS last season.
- Redshirt freshman K **Kali Nguma** is a perfect 41 for 41 so far on extra points and has connected on each of his last nine field goals after starting the year 1 for 3 in FGs. As shown below, nine consecutive FGs made is tied for the fourth-longest streak in the FBS era in program history.
- Against FAU, Nguma hit both of his FG attempts, one of which was a career-long 46 yarder, and went 5 for 5 on XPs to earn AAC Special Teams Player of the Week honors.

MOST CONSECUTIVE MADE FGS, UNT HISTORY (FBS ERA)

PLAYER	YEAR(S)	SPAN	FGs
1. Ethan Mooney	2022	9/3/22-11/5/22	14
2. Nick Bazaldua	2004	10/2/04-12/14/04	11
3. Cole Hedlund	2018	9/1/18-9/15/18	10
4. Kali Nguma	2024	9/21/24-present	9
Trevor Moore	2017	10/28/17-12/16/17	9
Trevor Moore	2017	9/23/17-10/21/17	9
Jason Ball	1999	9/2/99-11/20/99	9

TEXADA ISLAND

- Senior CB **Ridge Texada** has established himself as one of the top defensive backs in program history, already owning the program record for both career PBUs and passes defended (INT + PBU).
- With 34 career passes defended, Texada surpassed Jonas Buckles (2001-04) who previously held the record with 30 earlier this season against SFA.
- This season, Texada has seven passes defended with an interception and six PBU.
- The senior out of Frisco, Texas, was a preseason All-AAC selection by Athlon and Phil Steele. He has recorded 132 total tackles in his career and has appeared in 48 games with 34 starts with UNT.
- Texada is tied for eighth among active FBS players in both career passes defended and PBUs.

UNT RECORD BREAKDOWN

Current Streak	L3
Current Home Streak	L2
Current Away Streak	L1
Last Win	41-37, vs. FAU (10/12/24)
Last Home Win	52-20, vs. Tulsa (9/28/24)
Last Away Win	41-37, vs. FAU (10/12/24)
Last Loss	14-3, vs. Army (11/9/24)
Last Home Loss	14-3, vs. Army (11/9/24)
Last Away Loss	52-44, at Memphis (10/19/24)

MORRIS BY THE NUMBERS

	2024	Under Morris
Home	3-2	6-5
Road	2-2	4-6
Neutral	0-0	0-0
Day Games	1-3	4-8
Night Games	4-1	6-3
vs. AP Ranked Opponents	0-0	0-1
August	1-0	1-0
September	3-1	5-3
October	1-2	2-5
November	0-1	2-3
December	0-0	0-0
January	0-0	0-0
Score < 20 Points	0-1	0-1
Score 20+ Points	5-3	10-10
Score 30+ Points	5-2	10-4
Score 40+ Points	4-1	8-2
Opponent Scores < 20 Points	1-1	2-1
Opponent Scores 20+ Points	4-3	8-10
Opponent Scores 30+ Points	2-3	4-10
Opponent Scores 40+ Points	0-3	1-8
Leading at the Half	3-0	7-1
Trailing at the Half	2-4	3-10
Tied at the Half	0-0	0-0
Leading After 3 Quarters	4-0	8-0
Trailing After 3 Quarters	1-4	2-11
Tied After 3 Quarters	0-0	0-0
Scoring First	2-1	4-3
Opponent Scores First	3-3	6-8
Running More Plays Than Opponent	2-2	6-7
Opponent Runs More Plays	3-2	4-4
Same Number of Plays	0-0	0-0
Committing More Turnovers	1-2	3-7
Winning Turnover Margin	2-0	4-1
Turnovers Are Even	2-2	3-3
Committing At Least Two Turnovers	1-1	1-7
Winning Time of Possession	2-0	6-1
Opponent Wins Time of Possession	3-4	4-10
Running 70 or More Offensive Plays	4-2	9-6
Running Less Than 70 Offensive Plays	1-2	1-5
Rushing For 150 Yards or More	3-1	8-5
Rushing For Less Than 150 Yards	2-3	2-7
Rushing For 200 Yards or More	1-1	6-3
Passing For 200 Yards or More	5-4	10-10
Passing For Less Than 200 Yards	0-0	0-1
Passing For 300 Yards or More	5-2	9-6
Passing % Is Over 55%	5-4	10-10
Passing % Is Less Than 55%	0-0	0-1
3rd Down Conversions is Over 40%	1-1	5-3
3rd Down Conversion is Under 40%	4-3	5-8
3rd Down Conversion is 40%	0-0	0-0
Gaining More Total Yards Than Opp.	3-2	8-5
Opponent Gains More Total Yards	2-2	2-6

RANKING COMPARISON

Category	UNT		UTSA	
	Value	RK	Value	RK
Total Offense	500.4	3	433.9	39
Rush Offense	146.3	80	340.1	96
Pass Offense	354.1	3	93.8	12
Team Pass Eff.	147.7	26	197.5	73
Scoring Offense	36.6	17	37.9	55
Total Defense	433.3	119	272.8	79
Rush Defense	190.2	113	84.3	4
Pass Defense	243.1	100	188.5	130
Team Pass Eff. D	140.1	92	114.9	119
Scoring Defense	34.3	118	11.3	112
Turnover Margin	-0.56	103	1.38	57
3rd Down Conv Pct.	355	109	517	74
4th Down Conv Pct.	625	38	813	117
3rd Down Conv Pct D	412	87	390	20
4th Down Conv Pct D	429	29	417	20
Red Zone Offense	805	98	943	51
Red Zone Defense	946	128	563	33
Net Punting	41.5	24	40.9	72
Punt Return Avg	12.2	25	4.8	105
Kickoff Return Avg	21.5	42	12.2	13
First Downs Offense	219	16	173	62
First Downs Defense	201	114	132	47
Fewest Penalties/Game	7.7	113	4.1	132
Fewest Pen. Yds/Game	63.3	101	38.9	133
Time of Possession	27:13	119	34:01	20

HALFTIME ADJUSTMENTS

- UNT has been dominant coming out of the locker room after halftime this season, outscoring opponents 101-45 in the third quarter and 175-108 in the second half for an average second-half score of 19.4-12.
- The 19.4 points per second half sits in the top-10 among all FBS programs while the +7.4 point differential is inside the top-20.
- Defensively, North Texas has allowed its opponents to convert on third down just six times in 31 attempts in the third quarter this season.
- Morris has feasted in the second half of games this season with a 12 to 5 touchdown to interception ratio and three of his four rushing touchdowns coming after halftime.
- Third quarter success has been key for UNT under Eric Morris. Through 21 games in the Morris era, the Mean Green are 8-0 when leading and just 2-11 when trailing through three quarters, with one of those two wins when trailing after three coming in the this year's contest at FAU.

LINEBACKER CORE

- UNT returns all three starting LBs from a season ago in senior **Jordan Brown**, senior **Jaylen Smith** and sophomore **Ethan Wesloski**.
- In addition, the Mean Green have seen an influx of talent to the position from transfers **Shane Whitter** and **Chavez Brown**.
- Smith, who arrived at North Texas as a walk-on who had not played 12-man football until one year before enrollment after spending his childhood in Canada, leads UNT in tackles (65.0), TFLs (6.0) and QB hurries (8).
- Smith, Wesloski, J. Brown and Whitter all rank inside the top-eight in tackles for UNT this season.
- The groups has also been disruptive in the backfield, combining to rack up 17.0 TFLs, led by 6.0 from Smith while C. Brown is tied second on the team in sacks with 3.0.

IN THE SECONDARY

- Led by Texada, North Texas has a wealth of talent littered throughout the secondary defensively.
- Senior S **Jayden Hill** and sophomore S **Evan Jackson** are two of the top tacklers for UNT and both rank inside the top-10 in the AAC in solo tackles. Hill sits tied for fifth with 37 while Jackson is tied for ninth with 34.
- Hill had his best performance in a UNT uniform against FAU with eight tackles, 1.5 TFLs, a sack, a PBU and the game-sealing interception with less than a minute left to knock off the Owls. He was named an Honorable Mention AAC Defensive Player of the Week for his performance. He is also coming off a career-high 12 tackles against Army.
- Jackson had a big week against Tulsa, finishing second on the team with six tackles while also recording a pair of interceptions. He was the first UNT player to have multiple INTs in a game since Texada had a pair in the win over FAU on Oct. 1, 2022. Per PFF, Jackson is the fourth-highest rated safety in the AAC.
- Due to injury, the Mean Green started true freshman **Quinton Hammonds** and redshirt freshman **Kollin Lewis** at safety vs. Tulane. Hammonds finished the game tied for a team-high 10 tackles.
- CBs **Brian Nelson II** and **Taylor Starling** are gunning to chase down Texada's passes defended record. Nelson II has seven PDF (5 PBU, 2 INT) in 12 career games, while Starling has three through 11 games played.
- UNT has given up less than 200 yards through the air in four games this season. For perspective, the Mean Green held its opponents under 200 passing yards just four times total in 2023.

STONE COLD CELEBRATION

- Starting in 2023, when the defense creates a turnover a "Stone Cold" celebration begins on the sidelines.
- In honor of WWE Superstar Steve Austin, who played linebacker and defensive end at North Texas in the 1980s, players bang together two bottles of water while holding a wrestling belt to mimic the famous celebration of "Stone Cold" Steve Austin.
- In the win over SFA, a video of Ridge Texada's interception celebration generated over 7.2 million views on social media over the first 24 hours after posting. "And that's the bottom line."

UNT UNIFORM TRACKER

In partnership with Nike, the UNT football program will unveil a large number of uniform combinations throughout the 2024 season.

Date	Opponent	Helmet	Jersey	Pants	Date	Opponent	Helmet	Jersey	Pants
8/31	USA	Green	White	Green	10/19	Memphis	White	White	Green
9/7	SFA	White	Green	White	10/26	Tulane	White	Green	Green
9/14	Texas Tech	White	White	White	11/9	Army	Black	Black	Green
9/21	Wyoming	Green	Green	Green	11/15	UTSA			
9/28	Tulsa	Black	Black	Black	11/23	ECU			
10/12	FAU	Green	White	Green	11/30	Temple			

RUNNING BACK BREAKOUTS

- Despite being without its top three backs due to injury, UNT has still managed to rush for 156.0 yards per game due to the emergence of RBs **Shane Porter**, **Makenzie McGill II** and **Keifer Sibley**.
- Making his first career start after spending the first two years of his career at WR, Porter exploded onto the scene with 13 carries for 120 yards against Wyoming and finished with 13 carries for 75 yards and touchdown vs. Memphis. He now has rushed 54 times for 357 yards and two TDs this season.
- McGill II, meanwhile, has had a knack for finding the end zone with a team-high six rushing scores.
- Sibley has been dynamic since being thrust into the lineup with 147 yards on 32 carries in six games. The true freshman out of Waco has been strong in the receiving game with 12 catches for 65 yards and a touchdown. Sibley posted eight catches for 45 yards last time out against Tulane.

DEFENSIVE IMPROVEMENT

- The UNT defense registered as one of the worst in FBS in 2023, ranking near the bottom of FBS in most statistical categories to close last season.
- The defensive unit for the Mean Green have improved in 2024 in nearly every stat, including total defense, rushing defense and scoring defense.
- The largest area of improvement for UNT has been defending the run. Through six games, UNT is allowing over 65 yards per game less on the ground (255.2 down to 190.0) in 2024 than it did in 2023.
- Another area of improvement has come in defending on 3rd and 4th down. After allowing 46.2 percent of 3rd downs and 59.3 percent of fourth downs in 2023, North Texas is giving up just 41.2 percent of 3rd downs and 42.9 percent on 4th down this season.
- Overall, North Texas is allowing 43.1 yards per game less in 2024 than in 2023.

UNT DEFENSE - 2023 VS. 2024			
STAT	2023	2024	DIFF.
Total Defense	476.4	433.3	-43.1
Rushing Defense	255.2	190.0	-65.2
Scoring Defense	37.1	34.3	-2.8
3rd Down Defense	.462	.412	-.050
4th Down Defense	.593	.429	-.164

IN THE TRENCHES

- North Texas has started seven different offensive line combinations this season, a total that ranks as the third most in FBS behind only Florida State and Middle Tennessee.
- In nine games this season, no UNT offensive lineman has started every game at the same position. The unit has seen four different starters at LT and three different starters at RG and RT.
- Despite the inconsistency, the unit has produced two games (Wyoming and South Alabama) where it did not allow a sack this season and is fourth in the AAC (25th in FBS) sacks allowed.
- The group is led by **Jett Duncan**, a senior stalwart who is tied for the team lead with 34 career starts at UNT. Duncan is a Swiss army knife along the line, having played every position on the offensive line at some point in his career and started at four of the five positions.
- True freshmen **Tyler Mercer** and **Braydon Nelson** both have started multiple games on the OL. According to PFF, Mercer is the highest rated true freshman OL in the AAC while Nelson is the third-highest rated.

NEW FACES EVERYWHERE

- UNT has 77 new players on the roster for the 2024 season, the most of any FBS program.
- Among the 77 newcomers, 36 are transfers, tied with New Mexico St. for the most transfers in the FBS.
- Newcomers are littered throughout the two-deep including offensive starters TE **Oscar Hammond**, QB **Chandler Morris**, OL **Landon Peterson**, and WR **DT Sheffield**.
- Defensively, production has come from a number of new faces including DL **Terrell Dawkins**, S **Jayden Hill**, DL **Jake Shipley**, and LB **Shane Whitter**.
- The 35 transfer prospects bring a wealth of experience with 17 players who have appeared in at least 15 games.

GETTING IT DONE IN THE CLASSROOM

- In the spring semester under head coach Eric Morris, UNT posted an impressive team grade-point average of 3.138, setting a program record for a semester GPA.
- UNT's roster features a total of 20 players who have already received their undergraduate degrees who will suit up this fall.
- In the 2023-24 academic year, UNT placed 33 players on the AAC All-Academic Team, including 26 players returning to the roster this season.
- A standout on the field and in the classroom, OL **Jett Duncan** landed on the CSC Academic All-District team for the second straight year in 2023. Along with 2024 UNT graduate Carson Kropp, Duncan is the first player since 1976 to earn the accolade multiple times in his career.
- Duncan is also the UNT nominee for the Campbell Trophy, awarded by the NFF to the player with the best combination of academics, community service, and on-field performance.

UNT TEAM CAPTAINS

DATE	OPPONENT	CAPTAINS
8/31	South Alabama	Rod Brown Chandler Morris Ridge Texada Damon Ward Jr.
9/7	SFA	Jordan Brown Chandler Morris Landon Peterson Damon Ward Jr.
9/14	Texas Tech	Chandler Morris Landon Peterson Ridge Texada Damon Ward Jr.
9/21	Wyoming	Chandler Morris Landon Peterson Jaylen Smith Ridge Texada
9/28	Tulsa	Rod Brown Jett Duncan Chandler Morris Jaylen Smith
10/12	Florida Atlantic	Rod Brown Chandler Morris Landon Peterson Ridge Texada
10/19	Memphis	Jordan Brown Jett Duncan Chandler Morris Damon Ward Jr.
10/26	Tulane	Chandler Morris Landon Peterson Jaylen Smith Ridge Texada
11/9	Army	Jordan Brown Chandler Morris Landon Peterson Jaylen Smith
11/15	UTSA	
11/23	East Carolina	
11/30	Temple	

DEPTH CHART

OFFENSE

Z	8 DAMON WARD JR. (5-11, 204, SR.) 9 Nick Rempert (6-1, 192, Sr.)
Y	10 DT SHEFFIELD (5-10, 170, JR.) 13 Miles Coleman (5-6, 159, Fr.)
LT	67 BRAYDON NELSON (6-4, 309, FR.) 74 Larry Moore III (6-6, 297, Jr.)
LG	71 LEKE ASENUGA (6-2, 315, SO.) 60 Paula Vaipulu (6-3, 304, Sr.)
C	64 JETT DUNCAN (6-1, 295, SR.) 56 Tyler Mercer (6-4, 290, Fr.)
RG	54 JOHNNY DICKSON III (6-2, 280, SO.) 60 Paula Vaipulu (6-3, 304, Sr.)
RT	72 LANDON PETERSON (6-6, 295, SR.) 76 Desmond Magiya (6-5, 310, R-Fr.)
X	7 DALTON CARNES (5-9, 177, SO.) 0 Blair Conwright (5-11, 185, Sr.)
H	22 LANDON SIDES (5-11, 191, SO.) 27 Wyatt Young (6-0, 195, Fr.)
TE	23 OSCAR HAMMOND (6-3, 236, JR.) 88 Xzavior Kautai (6-0, 240, Jr.)
QB	4 CHANDLER MORRIS (6-0, 191, JR.) 17 Drew Mestemaker (6-4, 210, Fr.)
RB	31 SHANE PORTER (5-10, 186, JR.) 21 Kiefer Sibley (5-9, 173, Fr.) OR 38 Makenzie McGill II (5-9, 196, R-Fr.)

DEFENSE

END	89 TERRELL DAWKINS (6-4, 262, SR.) 15 Fatafehi Vailea II (6-1, 302, Jr.)
NOSE	10 RODERICK BROWN (5-11, 290, SR.) 94 Jayden Williams (6-2, 281, Fr.)
LEO	9 JAKE SHIPLEY (6-3, 260, SR.) 95 Breyton Charles (6-3, 256, Jr.)
SLB	36 JAYLEN SMITH (5-11, 230, SR.) 3 Jace Ruder (6-2, 237, Sr.)
MLB	8 JORDAN BROWN (6-1, 240, SR.) 24 Chavez Brown (6-1, 241, Jr.)
WLB	32 ETHAN WESLOSKI (6-1, 240, SO.) 34 CJ Garnett (6-0, 230, Jr.)
BANDIT	7 SHANE WHITTER (6-0, 229, SR.) 35 JJ Jean-Louis (6-1, 225, R-Fr.)
FS	2 EVAN JACKSON (5-11, 176, SO.) 39 Quinton Hammonds (6-1, 217, Fr.)
BS	21 JAYDEN HILL (6-1, 205, SR.) 25 Kollin Lewis (5-11, 193, R-Fr.)
STAR	14 JAYVEN ANDERSON (6-0, 204, SO.) 13 Chris Gant Jr. (5-10, 203, Fr.)
CB	5 RIDGE TEXADA (5-8, 179, SR.) 23 X'Avion Brice (6-1, 177, So.)
CB	4 BRIAN NELSON II (6-0, 191, R-FR.) OR 17 TAYLOR STARLING (5-9, 173, R-FR.)

SPECIAL TEAMS

K	40 KALI NGUMA (5-10, 187, R-FR.) 29 Blake Ford (6-1, 213, So.)
P	41 SAWYER EVANS (6-3, 207, JR.) 98 Seth Ford (6-1, 257, Jr.)
H	41 SAWYER EVANS (6-3, 207, JR.) 98 Seth Ford (6-1, 257, Jr.)
KR	10 DT SHEFFIELD (5-10, 170, JR.) OR 38 MAKENZIE MCGILL II (5-9, 196, R-FR.)
PR	10 DT SHEFFIELD (5-10, 170, JR.) 7 Dalton Carnes (5-9, 177, So.)
LS	52 JENSON WALKER (6-3, 235, SR.) OR 50 CADEN YATES (6-1, 221, R-FR.)
KOS	29 BLAKE FORD (6-1, 213, SO.)

ROSTER BY STATE

Texas	94
Louisiana	5
California	3
Ohio	3
North Carolina	3
Michigan	2
Pennsylvania	1
Oklahoma	1
Nevada	1
New Jersey	1
Mississippi	1
Kansas	1
Illinois	1
Arizona	1
Arkansas	1
Ontario	1

ROSTER BY CLASS

Freshman	41
Redshirt Freshman	16
Sophomore	15
Junior	24
Senior	24

ROSTER BY POSITION

Cornerback	9
Defensive Line	18
Kicker	3
Linebacker	15
Long Snapper	2
Offensive Line	18
Punter	2
Quarterback	6
Running Back	9
Safety	14
Tight End	6
Wide Receiver	18

PRONUNCIATION GUIDE

JAYVEN Anderson	JAY-vin	MA'KYI Lee	Muh-KYE (Like EYE)
Victor ADERUNGBOYE	Add-er-ung-boy	Desmond MAGIYA	muh-GEE-yuh
KABRIEL Anderson-Dale	Kuh-BRELL	KALI NGUMA	kaw-LEE UN-goo-MUH
LEKE ASENUGA	LAY-kay OSH-uh-NEW-guh	JUWAUN Price	Juh-WAHN
AMARION Berry	Uh-MAR-ee-on	IKAIKA Ragsdale	ee-ky-kuh
X'AVION Brice	X-AYE-vee-on	Richard ROCQUEMORE	Rock-UH-more
CHAVEZ Brown	CHA-vez	Jace RUDER	ROO-durr
BREYTON Charles	BRAY-len	JHEISON SAUNDS	JASON SAWNDS
Zack DARKOCH	Dar-kotch	ZHAIYLEN Scott	ZAY-len
TERRELL Dawkins	Tuh-RELL	KEIFER SIBLEY	KEE-fer SIB-lee
Hudson EMETERIO	Em-ah-tare-ee-oh	Isaac SOHN	SONE (like CONE)
DEMERRICK Gary	DIM-rick	Drew SVOBODA	SWUH-bode-uh
Alphie GUILLORY	GILL-or-ee	Ridge TEXADA	tuh-HA-duh
Paul GURROLA	Guh-ROLL-uh	LORONZO Thompson	loh-RON-zoh
DAMASHJA Harris	duh-mah-jay	FATAFEHI VAILEA	FAH-tah-FAY-hee vye-LEE-uh
JJ JEAN-LOUIS	JEEN-LEWIS	PAULA VAIPULU	POW-luh vye-POO-lew
XZAVIOR KAUTAI	ex-AYE-vee-YOR COW-tie	Ethan WESLOSKI	wez-LOS-kee
Kyle KOCH	Cook		
Nathan LAPERI	La-perry		

UNT MEAN GREEN ROSTER

ALPHABETICAL ROSTER

NO.	PLAYER, POS.
11	Jeremiah Aaron, WR
19	Victor Aderungboye, TE
30	BJ Allen Jr., S
14	Jayven Anderson, S
37	Kabriel Anderson-Dale, LB
47	Miguel Arenas, K
71	Leke Asenuga, OL
51	Tristan Bennett, DL
62	Amarion Berry, OL
65	Gabe Blair, OL
23	X'Avion Brice, CB
97	VJ Bronson, DL
24	Chavez Brown, LB
8	Jordan Brown, LB
10	Roderick Brown, DL
99	Dadrian Bureson, DL
7	Dalton Carnes, WR
84	Luke Carter, TE
95	Breyton Charles, DL
13	Miles Coleman, WR
0	Blair Conwright, WR
92	Javian Council, DL
83	Zack Darkoch, WR
89	Terrell Dawkins, DL
56	Kaden Dees, DL
47	Harrison Dempsey, S
54	Johnny Dickson III, OL
82	Dallas Dudley, WR
64	Jett Duncan, OL
85	Conner Dunphy, WR
38	Sultan El-Amin Jr., CB
31	Hudson Emeterio, LB
41	Sawyer Evans, P
26	Zach Evans, RB
53	Blake Fann, LB
18	Mason Ferguson, WR
78	Layton Firestone, OL
29	Blake Ford, K
98	Seth Ford, P
13	Chris Gant Jr., S
34	CJ Garnett, LB
30	Ashton Gray, RB
20	Alphie Guillory Jr., S
61	Paul Gurrola, OL
23	Oscar Hammond, TE
39	Quinton Hammonds, S
44	Damashja Harris, RB
11	Connor Henderson, LB
86	Darson Herman, TE
21	Jayden Hill, S
2	Evan Jackson, S
35	JJ Jean-Louis, LB
68	Keon Johnson, OL
88	Xzavior Kautai, TE
14	Kyle Koch, WR
69	Ryan Krueger, OL
48	Jaedon Langley, DL
46	Nathan Laperi, DL
58	Ma'Kyri Lee, OL
25	Kollin Lewis, CB
76	Desmond Magiya, OL
3	Cash McCollum, QB
49	Kamdon McFarland, S
38	Makenzie McGill II, RB
56	Tyler Mercer, OL

NUMERICAL ROSTER

No.	Name	Pos.	Ht.	Wt.	Class	Hometown / Previous School
0	Blair Conwright	WR	5-11	185	Sr.	Lubbock, TX / TCU
1	Isheem Young	S	5-10	210	Sr.	Philadelphia, PA / Ole Miss
2	Evan Jackson	S	5-11	176	So.	Houston, TX / North Shore HS
2	Juwaun Price	RB	5-10	210	Sr.	Phoenix, AZ / Syracuse
3	Cash McCollum	QB	6-4	210	Fr.	China Spring, TX / HS
3	Jace Ruder	LB	6-2	237	Sr.	Norton, KS / North Carolina
4	Chandler Morris	QB	6-0	191	Jr.	Highland Park, TX / TCU
4	Brian Nelson II	CB	6-0	191	R-Fr.	Pearland, TX / Shadow Creek HS
5	Ridge Texada	CB	5-8	179	Sr.	Frisco, TX / McNeese State
5	Grant Tisdale	QB	6-0	226	Sr.	Allen, TX / TCU
6	Ikaika Ragsdale	RB	5-11	215	Jr.	Las Vegas, NV / Bishop Gorman HS
6	Lorenzo Thompson	CB	5-11	155	Sr.	Friendswood, TX / Clear Brook HS
7	Dalton Carnes	WR	5-9	177	So.	College Station, TX / Houston
7	Shane Whitter	LB	6-0	229	Jr.	Burlington, NC / Oklahoma
8	Jordan Brown	LB	6-1	240	Sr.	Huntsville, TX / HS
8	Damon Ward Jr.	WR	5-11	204	Sr.	Beaumont, TX / West Brook HS
9	Nick Rempert	WR	6-1	192	Sr.	Batavia, IL / Tulsa
9	Jake Shipley	DL	6-3	260	Sr.	Indio, CA / Oregon
10	Roderick Brown	DL	5-11	290	Sr.	Forney, TX / North Forney HS
10	DT Sheffield	WR	5-10	170	Jr.	Corinth, MS / Washington State
11	Jeremiah Aaron	WR	5-11	189	Jr.	Natchitoches, LA / West Virginia
11	Connor Henderson	LB	6-2	235	Sr.	Matthews, NC / Cornell
13	Miles Coleman	WR	5-6	159	Fr.	Austin, TX / Vandegrift HS
13	Chris Gant Jr.	S	5-10	203	Fr.	Spring, TX / Klein Collins HS
14	Jayven Anderson	S	6-0	204	So.	Houston, TX / North Shore HS
14	Kyle Koch	WR	6-2	194	Fr.	Dripping Springs, TX / HS
15	Fatafehi Vailea II	DL	6-1	302	Jr.	Oakland, CA / Desert Pines (NV) HS
15	Carson Woods	QB	6-0	184	So.	Bakersfield, CA / Bakersfield College
16	Gabe Stroud	CB	5-10	188	Fr.	Whitehouse, TX / HS
16	Tom von Grote	QB	6-3	206	Fr.	Trophy Club, TX / Byron Nelson HS
17	Drew Mestemaker	QB	6-4	210	Fr.	Austin, TX / Vandegrift HS
17	Taylor Starling	CB	5-9	173	R-Fr.	Dallas, TX / South Oak Cliff HS
18	Mason Ferguson	WR	6-0	185	Fr.	Fort Worth, TX / North Crowley HS
19	Victor Aderungboye	TE	6-3	243	Fr.	Missouri City, TX / Fort Bend Dulles HS
19	Jaden Pettway	S	6-2	201	Fr.	Rosharon, TX / Angleton HS
20	Alphie Guillory Jr.	S	5-9	195	Sr.	DeSoto, TX / HS
21	Jayden Hill	S	6-1	205	Sr.	Gahanna, OH / Ohio Dominican
21	Kiefer Sibley	RB	5-9	173	Fr.	Waco, TX / Connally HS
22	Landon Sides	WR	5-11	191	So.	Denton, TX / Guyer HS
22	Jaydon Smith	S	6-0	192	Fr.	Ingleside, TX / HS
23	X'Avion Brice	CB	6-1	177	So.	Arlington, TX / Texas
23	Oscar Hammond	TE	6-3	236	Jr.	Collinsville, OK / Central Oklahoma
24	Chavez Brown	LB	6-1	241	Jr.	Houma, LA / Butler CC
25	Kollin Lewis	CB	5-11	193	R-Fr.	Gladewater, TX / HS
26	Zach Evans	RB	5-9	205	So.	Rockwall, TX / Minnesota
27	Matthew Moore	LB	6-0	233	R-Fr.	Killeen, TX / Ellison HS
27	Wyatt Young	WR	6-0	195	Fr.	Katy, TX / Katy Tompkins HS
29	Blake Ford	K	6-1	213	So.	Arlington, TX / Arkansas
30	BJ Allen Jr.	S	6-0	194	So.	Aledo, TX / Texas
30	Ashton Gray	RB	6-0	204	Fr.	Marion, AR / HS
31	Hudson Emeterio	LB	6-3	227	Fr.	Argyle, TX / HS
31	Shane Porter	RB	5-10	186	Jr.	Friendswood, TX / Kansas State
32	Case Peacock	WR	6-1	188	Fr.	Ponder, TX / HS
32	Ethan Wesloski	LB	6-1	240	So.	McKinney, TX / Boyd HS
34	CJ Garnett	LB	6-0	230	Jr.	Keller, TX / Blinn College
34	Lane Stewart	WR	6-0	180	Fr.	Argyle, TX / HS
35	JJ Jean-Louis	LB	6-1	225	R-Fr.	Centerville, OH / Iowa State
36	Jaylen Smith	LB	5-11	230	Sr.	Hamilton, Ontario / St. Thomas More (CT) School
37	Kabriel Anderson-Dale	LB	5-11	205	Fr.	Harker Heights, TX / HS
38	Sultan El-Amin Jr.	CB	5-11	169	Fr.	Dallas, TX / South Oak Cliff HS
38	Makenzie McGill II	RB	5-9	196	R-Fr.	Mount Vernon, TX / HS
39	Quinton Hammonds	S	6-1	217	Fr.	Allen, TX / HS
39	Shawn Wara	RB	5-8	200	Jr.	Frisco, TX / Benedictine College
40	Kali Nguma	K	5-10	187	R-Fr.	Mission, TX / Sharyland HS
41	Sawyer Evans	P	6-3	207	Jr.	Arlington, TX / Texas Southern
41	Cameron Minix	S	6-2	195	Jr.	Fort Worth, TX / Southeastern Oklahoma State

UNT MEAN GREEN ROSTER

NUMERICAL ROSTER

No.	Name	Pos.	Ht.	Wt.	Class	Hometown / Previous School
42	Harold Nash III	S	5-11	201	Sr.	West Bloomfield, MI / Memphis
44	Damashja Harris	RB	6-2	224	Jr.	Killeen, TX / Lamar University
44	Kade Sink	LB	6-1	231	R-Fr.	Friendswood, TX / Bay Area Christian
45	Zhaiylen Scott	DL	6-1	236	Fr.	Cedar Hill, TX / HS
46	Nathan Laperi	DL	6-3	248	Fr.	Plano, TX / Prestonwood Christian HS
47	Miguel Arenas	K	6-2	186	Fr.	Flower Mound, TX / HS
47	Harrison Dempsey	S	5-11	201	So.	Gainesville, TX / Oklahoma State
48	Jaedon Langley	DL	6-3	293	Fr.	Fort Worth, TX / Boswell HS
49	Kamdon McFarland	S	6-0	207	So.	Mansfield, TX / Lake Ridge HS
50	Ramon Pernas	DL	6-5	234	Fr.	Tomball, TX / HS
50	Caden Yates	LS	6-1	221	R-Fr.	Argyle, TX / HS
51	Tristan Bennett	DL	6-0	271	Fr.	Forney, TX / HS
52	Jenson Walker	LS	6-3	235	Sr.	Holly, MI / Southeast Missouri State
53	Blake Fann	LB	6-1	236	R-Fr.	Frisco, TX / Lone Star HS
54	Johnny Dickson III	OL	6-2	280	So.	Corpus Christi, TX / Virginia Tech
56	Kaden Dees	DL	6-2	223	Fr.	Cedar Park, TX / Vista Ridge HS
56	Tyler Mercer	OL	6-4	290	Fr.	Prosper, TX / HS
57	Austin Williams	LB	5-11	239	Jr.	Irving, TX / HS
58	Ma'Kyli Lee	OL	6-7	313	Jr.	Metairie, LA / Missouri
59	Christian Pettway	OL	6-6	264	Fr.	Lindale, TX / HS
60	Paula Vaipulu	OL	6-3	304	Sr.	Channelview, TX / Georgia Tech
61	Paul Gurrola	OL	6-5	276	Fr.	Mesquite, TX / HS
62	Amarion Berry	OL	6-2	302	Fr.	Rowlett, TX / HS
64	Jett Duncan	OL	6-1	295	Sr.	The Woodlands, TX / HS
65	Gabe Blair	OL	6-2	300	Sr.	Denton, TX / Guyer HS
67	Braydon Nelson	OL	6-4	309	Fr.	Kilgore, TX / HS
68	Keon Johnson	OL	6-4	396	R-Fr.	Akron, OH / Archbishop Hoban HS
69	Ryan Krueger	OL	6-2	295	R-Fr.	Hurst, TX / LD Bell HS
70	Isaac Sohn	OL	6-5	297	R-Fr.	Aledo, TX / HS
71	Leke Asenuga	OL	6-2	315	Sr.	Houston, TX / New Mexico
72	Landon Peterson	OL	6-6	295	Sr.	Odessa, TX / Texas Tech
74	Larry Moore III	OL	6-6	297	Jr.	Missouri City, TX / Texas Tech
76	Desmond Magiya	OL	6-5	310	R-Fr.	McKinney, TX / HS
78	Layton Firestone	OL	6-7	335	Fr.	Argyle, TX / HS
80	Baron Tipton	WR	6-5	194	Fr.	Coppell, TX / HS
81	Richard Rocquemore	WR	5-10	180	Jr.	Mansfield, TX / ACU
82	Dallas Dudley	WR	6-2	193	So.	Flower Mound, TX / Oklahoma
83	Zack Darkoch	WR	5-10	171	R-Fr.	Coppell, TX / HS
84	Luke Carter	TE	6-3	236	Fr.	Katy, TX / HS
85	Conner Dunphy	WR	5-10	184	Fr.	The Woodlands, TX / College Park HS
86	Darson Herman	TE	6-3	250	So.	Georgetown, TX / Houston
87	Brandon Young Jr.	TE	6-5	246	Fr.	Mansfield, TX / Mansfield Legacy HS
88	Xzavior Kautai	TE	6-0	240	Jr.	Euleuss, TX / Trinity HS
89	Terrell Dawkins	DL	6-4	262	Sr.	Concord, NC / South Carolina
91	Keith Smith Jr.	DL	6-2	252	R-Fr.	Dallas, TX / South Oak Cliff HS
92	Javian Council	DL	6-1	330	Fr.	Duncanville, TX / HS
93	Jheison Saunders	DL	6-5	265	Jr.	Paterson, NJ / Mercyhurst
94	Jayden Williams	DL	6-2	281	Fr.	Monroe, LA / Wossman HS
95	Breyton Charles	DL	6-3	256	Jr.	New Orleans, LA / Navarro College
96	Matthew Reed	DL	6-4	281	Fr.	Little Elm, TX / Braswell HS
97	VJ Bronson	DL	6-3	309	Jr.	Katy, TX / Arkansas State
98	Seth Ford	P	6-1	257	Jr.	Round Rock, TX / West Texas A&M
99	Dadrian Burseson	DL	6-0	307	Jr.	Dallas, TX / Texas College

ALPHABETICAL ROSTER

NO.	PLAYER, POS.
17	Drew Mestemaker, QB
41	Cameron Minix, S
74	Larry Moore III, OL
27	Matthew Moore, LB
4	Chandler Morris, QB
42	Harold Nash III, S
67	Braydon Nelson, OL
4	Brian Nelson II, CB
40	Kali Nguma, K
32	Case Peacock, WR
50	Ramon Pernas, DL
72	Landon Peterson, OL
59	Christian Pettway, OL
19	Jaden Pettway, S
31	Shane Porter, RB
2	Juwuan Price, RB
6	Ikaika Ragsdale, RB
96	Matthew Reed, DL
9	Nick Rempert, WR
81	Richard Rocquemore, WR
3	Jace Ruder, LB
93	Jheison Saunders, DL
45	Zhaiylen Scott, DL
10	DT Sheffield, WR
9	Jake Shipley, DL
21	Kiefer Sibley, RB
22	Landon Sides, WR
44	Kade Sink, LB
22	Jaydon Smith, S
36	Jaylen Smith, LB
91	Keith Smith Jr., DL
70	Isaac Sohn, OL
17	Taylor Starling, CB
34	Lane Stewart, WR
16	Gabe Stroud, CB
5	Ridge Texada, CB
6	Lorenzo Thompson, CB
80	Baron Tipton, WR
5	Grant Tisdale, QB
15	Fatafehi Vailea II, DL
60	Paula Vaipulu, OL
16	Tom von Grote, QB
52	Jenson Walker, LS
39	Shawn Wara, RB
8	Damon Ward Jr., WR
32	Ethan Wesloski, LB
7	Shane Whitter, LB
57	Austin Williams, LB
94	Jayden Williams, DL
15	Carson Woods, QB
50	Caden Yates, LS
87	Brandon Young Jr., TE
1	Isheem Young, S
27	Wyatt Young, WR

COACHING STAFF

Head Coach: Eric Morris (Texas Tech, 2008)
Assoc. HC/Special Teams Coord./Tight Ends: Drew Svoboda (SFA, 1999)
Defensive Coordinator: Matt Caponi (Mt. Union, 2005)
Offensive Coordinator/Wide Receivers: Jordan Davis (Texas Tech, 2014)
Run Game Coordinator/Running Backs: Patrick Cobbs (UNT, 2005)

Asst. Coach/Quarterbacks: Sean Brophy (UIW, 2018)
Asst. Coach/Offensive Line: Cutter Leftwich (McNeese, 2020)
Asst. Coach/Defensive Line: Demerick Gary (SMU, 2019)
Asst. Coach/Safeties: Clay Jennings (UNT, 1997)
Asst. Coach/Linebackers: Brian Odom (Southeastern Oklahoma State, 2004)
Asst. Coach/Cornerbacks: D'Andre Payne (Iowa State, 2017)

UNT CAREER PARTICIPATION CHART

	Total GP/GS	At UNT	Consecutive Starts	2024	2023	2022	2021	2020	2019
Jeremiah Aaron	19/0	4/0	-	4/0	4/0	11/0	-	-	-
BJ Allen Jr.	6/0	4/0	-	4/0	2/0	-	-	-	-
Jayven Anderson	19/5	19/5	-	9/2	10/3	-	-	-	-
Kabriel Anderson-Dale	4/0	4/0	-	4/0	-	-	-	-	-
Leke Asenuga	46/10	34/9	1	9/8	12/1	13/0	8/1	4/0	-
Gabe Blair	37/36	37/36	35	-	11/11	14/14	12/11	-	-
X'Avion Brice	8/0	4/0	-	4/0	2/0	2/0	-	-	-
VJ Bronson	21/6	4/0	-	4/0	-	7/2	10/4	-	-
Chavez Brown	19/3	19/3	-	9/3	10/0	-	-	-	-
Jordan Brown	56/17	56/17	3	9/6	12/10	14/0	13/0	8/1	-
Roderick Brown	46/34	46/34	17	9/9	12/11	14/14	11/0	-	-
Dalton Carnes	21/11	9/7	7	9/7	12/4	-	-	-	-
Breylon Charles	17/1	7/1	-	7/1	-	8/0	2/0	-	-
Miles Coleman	7/0	7/0	-	7/0	-	-	-	-	-
Blair Conwright	59/14	21/3	-	9/3	12/0	15/1	12/3	8/7	3/0
Zack Darkoch	1/0	1/0	-	1/0	-	-	-	-	-
Terrell Dawkins	44/12	9/6	3	9/6	5/0	4/0	10/0	12/6	4/0
Johnny Dickson III	17/3	7/3	3	7/3	10/0	-	-	-	-
Dallas Dudley	3/0	2/0	-	2/0	-	1/0	-	-	-
Jett Duncan	54/34	54/34	34	8/8	12/12	14/14	12/0	8/0	-
Sawyer Evans	34/0	21/0	-	9/0	12/0	-	11/0	2/0	-
Zach Evans	9/0	2/0	-	2/0	6/0	1/0	-	-	-
Blake Fann	9/0	9/0	-	9/0	-	-	-	-	-
Mason Ferguson	1/0	1/0	-	1/0	-	-	-	-	-
Blake Ford	12/0	9/0	-	9/0	3/0	-	-	-	-
Seth Ford	10/0	-	-	-	10/0	-	-	-	-
Chris Gant Jr.	1/0	1/0	-	1/0	-	-	-	-	-
CJ Garnett	26/0	18/0	-	7/0	11/0	-	8/0	-	-
Alphie Guillory Jr.	39/1	39/1	-	9/1	10/0	14/0	5/0	1/0	-
Oscar Hammond	27/13	8/4	-	8/4	10/9	9/0	-	-	-
Quinton Hammonds	9/1	9/1	-	9/1	-	-	-	-	-
Damashja Harris	23/2	3/0	-	3/0	9/0	7/2	4/0	-	-
Connor Henderson	25/16	-	16	-	7/7	10/9	8/0	-	-
Darson Herman	9/0	9/0	-	9/0	-	-	-	-	-
Jayden Hill	46/46	8/8	46	8/8	11/11	10/10	11/11	6/6	-
Evan Jackson	21/10	21/10	1	9/8	12/2	-	-	-	-
JJ Jean-Louis	7/0	4/0	-	4/0	3/0	-	-	-	-
Keon Johnson	8/0	8/0	-	8/0	-	-	-	-	-
Xzavior Kautai	31/5	31/5	-	7/0	12/5	12/0	-	-	-
Kyle Koch	3/0	3/0	-	3/0	-	-	-	-	-
Nathan Laperi	6/0	6/0	-	6/0	-	-	-	-	-
Ma'Kyri Lee	4/3	4/3	-	4/3	-	-	-	-	-
Kollin Lewis	12/1	12/1	-	9/1	3/0	-	-	-	-
Desmond Magiya	7/0	7/0	-	5/0	2/0	-	-	-	-
Kamdon McFarland	9/0	9/0	-	9/0	-	-	-	-	-
Makenzie McGill II	9/0	9/0	-	9/0	-	-	-	-	-
Tyler Mercer	5/3	5/3	2	5/3	-	-	-	-	-
Drew Mestemaker	4/0	4/0	-	4/0	-	-	-	-	-
Larry Moore III	23/6	21/6	-	9/6	12/0	-	2/0	-	-
Matthew Moore	6/0	6/0	-	6/0	-	-	-	-	-
Chandler Morris	29/18	9/9	9	9/9	7/6	4/1	4/2	5/0	-
Harold Nash III	20/0	1/0	-	1/0	-	7/0	3/0	9/0	-
Braydon Nelson	8/7	8/7	7	8/7	-	-	-	-	-
Brian Nelson II	12/5	12/5	4	8/5	4/0	-	-	-	-
Kali Nguma	9/0	9/0	-	9/0	-	-	-	-	-
Landon Peterson	42/16	7/7	7	7/7	11/0	8/8	7/1	9/0	-
Shane Porter	33/5	9/5	1	9/5	11/0	13/0	-	-	-
Juwaun Price	41/11	2/1	1	2/1	12/1	9/0	12/9	2/0	4/0
Ikaika Ragsdale	31/10	31/10	-	2/1	2/1	13/7	12/1	2/0	-
Nick Rempert	28/3	8/3	-	8/3	11/0	9/0	-	-	-
Richard Rocquemore	11/0	11/0	-	5/0	6/0	-	-	-	-
Jace Ruder	26/4	20/4	-	9/0	3/0	-	8/4	3/0	3/0*
Zhaiylen Scott	3/0	3/0	-	3/0	-	-	-	-	-
DT Sheffield	11/9	11/9	9	9/9	2/0	-	-	-	-
Jake Shipley	39/8	8/6	6	8/6	13/2	11/0	7/0	-	-
Kiefer Sibley	6/1	6/1	-	6/1	-	-	-	-	-
Landon Sides	19/3	19/3	-	8/1	11/2	-	-	-	-
Jaylen Smith	48/13	48/13	9	9/9	12/4	14/0	13/0	-	-
Taylor Starling	13/5	13/5	-	9/4	4/1	-	-	-	-
Gabe Stroud	3/0	3/0	-	3/0	-	-	-	-	-
Ridge Texada	55/34	48/33	11	9/9	12/9	14/12	13/3	7/1	-
Loranzo Thompson	44/10	44/10	-	-	11/6	14/0	9/1	10/3	-
Baron Tipton	3/0	3/0	-	3/0	-	-	-	-	-
Grant Tisdale	3/0	-	-	-	1/0	1/0	-	-	1/0
Fatafehi Vailea II	34/25	34/25	1	9/6	11/8	14/11	-	-	-
Paula Vaipulu	38/10	38/10	-	9/0	11/1	9/4	8/5	1/0	-
Jenson Walker	39/0	8/0	-	8/0	11/0	12/0	8/0	-	-
Damon Ward Jr.	44/29	44/29	6	6/6	12/6	14/9	12/8	-	-
Ethan Wesloski	23/20	23/20	15	9/9	12/11	2/0	-	-	-
Shane Whitter	47/5	8/5	5	8/5	13/0	4/0	13/0	9/0	-
Jayden Williams	8/0	8/0	-	8/0	-	-	-	-	-
Caden Yates	7/0	7/0	-	7/0	-	-	-	-	-
Isheem Young	44/30	-	-	-	7/0	13/9	12/12	12/9	-
Wyatt Young	9/3	9/3	1	9/3	-	-	-	-	-
Brandon Young Jr.	6/1	6/1	-	6/1	-	-	-	-	-

THE LAST TIME A UNT PLAYER...

INDIVIDUAL RUSHING

Rushed for 100+ yards	120, Shane Porter vs. Wyoming (9/21/24)
Had 100+ yards rushing at halftime	106, Ayo Adeyi vs. Louisiana Tech (10/15/22)
Had consecutive games w/ 100+ rush yards.....	Adeyi & Adaway, 2 games (11/18-11/25/23)
Had 3 consecutive games w/ 100+ rush yards.....	Ayo Adeyi, 3 games (9/16-10/7/23)
Had 4 consecutive games w/ 100+ rush yards.....	DeAndre Torrey, 4 games (10/27-11/24/18)
Had 100+ rushing yards (QB).....	169, Jason Bean at MTSU (10/17/20)
Rushed for 150+ yards	179, DeAndre Torrey vs. Marshall (10/15/21)
Rushed for 200+ yards	244, DeAndre Torrey vs. Northwestern St. (9/4/21)
Rushed for 250+ yards	251, Brandin Byrd at Tulsa (11/30/13)
Rushed for 300+ yards	313, Lance Dunbar vs. MTSU (12/3/11)
Had 30+ rushing attempts	30, Jeffery Wilson at Southern Miss (9/30/17)
Had 35+ rushing attempts	40, Lance Dunbar vs. MTSU (12/3/11)
Had 40+ rushing attempts	40, Lance Dunbar vs. MTSU (12/3/11)
Rushed for 2+ TDs	3, Makenzie McGill II vs. Wyoming (9/21/24)
Rushed for 3+ TDs	3, Makenzie McGill II vs. Wyoming (9/21/24)
Rushed for 4+ TDs	4, Lance Dunbar vs. MTSU (12/3/11)
Rushed for 5+ TDs	Never
Had a 50+ yard rushing play	75, Makenzie McGill II vs. Tulsa (9/28/24)*
Had a 60+ yard rushing play	75, Makenzie McGill II vs. Tulsa (9/28/24)*
Had a 70+ yard rushing play	75, Makenzie McGill II vs. Tulsa (9/28/24)*
Had an 80+ yard rushing play	80, Damashja Harris vs. SFA (9/7/24)*
Had a 90+ yard rushing play	92, Ayo Adeyi vs. LA Tech (10/15/22)*

INDIVIDUAL PASSING

Passed for 250+ yards	449, Chandler Morris vs. Tulane (10/26/24)
Passed for 300+ yards	449, Chandler Morris vs. Tulane (10/26/24)
Had 300+ yards at halftime	384, Austin Aune vs. Florida International (11/5/22)
Passed for 400+ yards	449, Chandler Morris vs. Tulane (10/26/24)
Passed for 500+ yards	601, Daniel Meager at SMU (9/8/07)
Passed for 600+ yards	601, Daniel Meager at SMU (9/8/07)
Passed for 3+ TDs.....	3, Chandler Morris vs. Tulane (10/26/24)
Passed for 4+ TDs.....	4, Chandler Morris at FAU (10/12/24)
Passed for 4+ TDs in a half.....	4, Chandler Rogers, second half, vs. Memphis (10/28/23)
Passed for 5+ TDs.....	5, Chandler Morris vs. Tulsa (9/28/24)
Passed for 5+ TDs in a half.....	5, Austin Aune, first half vs. Florida International (11/5/22)
Passed for 6+ TDs.....	7, Mason Fine vs. UTEP (11/2/19)
Passed for 7+ TDs.....	7, Mason Fine vs. UTEP (11/2/19)
Passed for 8+ TDs.....	8, Giovanni Vizza vs. Navy (11/10/07)
Had 30+ completions.....	38, Chandler Morris vs. Tulane (10/26/24)
Had 40+ completions.....	40, Mason Fine vs. SMU (9/1/18)
Had 40+ attempts	57, Chandler Morris vs. Tulane (10/26/24)
Had 50+ attempts	57, Chandler Morris vs. Tulane (10/26/24)
Had 60+ attempts	61, Chandler Morris at Memphis (10/19/24)
Had a 50+ yard passing play.....	75, Chandler Morris to DT Sheffield at Memphis (10/19/24)*
Had a 60+ yard passing play.....	75, Chandler Morris to DT Sheffield at Memphis (10/19/24)*
Had a 70+ yard passing play.....	75, Chandler Morris to DT Sheffield at Memphis (10/19/24)*
Had an 80+ yard passing play.....	96, Chandler Morris to Blair Conwright vs. Tulsa (9/28/24)*

* Scored a touchdown on the play

UNT QUICK FACTS

Location	Denton, Texas
Founded	1890
President	Dr. Harrison Keller
Enrollment	40,796
Athletic Director	Jared Mosley
Nickname	Mean Green
Colors	Green and White
Home Field	DATCU Stadium
Capacity	30,100
Surface	Field Turf Cool Play
First Year of Football	1913
Years of Football	109
Conference	American Athletic Conference
Head Coach	Eric Morris
Overall Record	34-29 (6th Season)
Record at UNT	10-11 (5-8)
Primary Offense	Multiple
Primary Defense	3-3-5

UNT TEAM RECORD

Overall	547-545-33
FBS Overall	266-432-12
FBS Home	132-120-3
FBS Away	123-277-9
FBS Neutral	11-35
Since DIV 1-A (1995)	138-220
DATCU Stadium Record	52-30

VS. FBS CONFERENCES

The American	38-78
ACC	16-48-1
Big 12	28-76-1
Big Ten	0-3
C-USA	90-59-6
Independent	0-0
MAC	3-6
Mountain West	18-35-1
Pac 12	2-9
SEC	5-63
Sun Belt	73-67-3

CURRENT TEAM STREAKS

Wins	0
Home Wins	0
Away Wins	0
American Wins	0
American Losses	3
Losses	3
Home Losses	2
Away Losses	1
Non-conference Wins	1
Non-conference Losses	0



collegepressbox is the official media website for Division I football. Access and download game notes, quotes, statistics, media guides, headshots, logos and more for all FBS schools, conferences, postseason games, awards and the College Football Playoff. For access, please register for an account at collegepressbox.com/register.

THE LAST TIME A UNT PLAYER...

INDIVIDUAL RECEIVING

Caught 10+ passes	11, DT Sheffield at FAU (10/12/24)
Caught 11+ passes.....	11, DT Sheffield. at FAU (10/12/24)
Caught 12+ passes	12, Damon Ward Jr. at South Alabama (8/31/24)
Caught 15+ passes	15, Carlos Harris vs USM (10/18/14)
Had 100+ receiving yards.....	125, DT Sheffield; 111 Damon Ward Jr. vs. Tulane (10/26/24)
Had 100+ yards receiving at halftime	117, DT Sheffield at Memphis (10/19/24)
Had 100+ yards receiving in second half	164, Damon Ward Jr. at South Alabama (8/31/24)
Had consecutive games w/ 100+ rec. yards.....	DT Sheffield, 3 games (10/12-10/26/2024)
Had 3 consecutive games w/ 100+ rec. yards.....	DT Sheffield, 3 games (10/12-10/26/2024)
Had 150+ receiving yards.....	230, Damon Ward Jr. at South Alabama (8/31/24)
Had 200+ receiving yards.....	230, Damon Ward Jr. at South Alabama (8/31/24)
Had 250+ receiving yards.....	327, Casey Fitzgerald at SMU (9/8/07)
Had 300+ receiving yards.....	327, Casey Fitzgerald at SMU (9/8/07)
Had 2+ receiving TDs	2, Damon Ward Jr. vs. Tulane (10/26/2024)
Had 3+ receiving TDs	3, DT Sheffield vs. SFA (9/7/24)
Had 3+ receiving TDs in a half	DT Sheffield vs. SFA (9/7/24)
Had 4+ receiving TDs	4, Jaelon Darden at UTEP (12/11/20)
Had 5+ receiving TDs	5, Casey Fitzgerald vs. Navy (11/10/07)
Had consecutive games w/ rec. TD	DT Sheffield, 5 games (9/21-10/26/24)
Had 5+ consecutive games w/ rec. TD	DT Sheffield, 5 games (9/21-10/26/24)
Had 8+ consecutive games w/ rec. TD	Ja'Mori Maclin, 8 games (9/2-10/28/23)
Had 10+ consecutive games w/ rec. TD	Jaelon Darden, 10 games (11/30/19-12/11/20)
Had 100+ receiving yards (RB)	106, Antoine Jimmerson vs. Louisiana (10/16/12)

* Scored a touchdown on the play | ** Also 100+ rec. yards to open a season

INDIVIDUAL DEFENSE

Had 15+ tackles.....	15 (8 solo/7 assist), Jordan Brown at Tulane (10/21/23)
Had 20+ tackles.....	21 (9 solo/12 assist), Chris Hurd at Air Force (9/13/03)
Had 10+ solo tackles	11, KD Davis vs. Louisiana Tech (10/15/22)
Had 3+ sacks.....	3.0, Mazin Richards vs. LA Tech (10/15/22)
Had 4+ tackles for loss	4.0, KD Davis at Missouri (10/9/21)
Had 2+ interceptions	2, Evan Jackson vs. Tulsa (9/28/24)
Had 3+ interceptions	3, Ken Fontno vs. Wichita State (11/20/71)
Returned an interception for a TD	58 yards by Ridge Texada vs. FAU (10/1/22)
Had 4+ pass breakups	4, Ridge Texada vs. Florida Atlantic (10/1/22)
Returned a fumble for a TD	37 yards by Grayson Murphy; 53 yards by KD Davis at Southern Miss (11/6/21)

INDIVIDUAL SPECIAL TEAMS

Made 3+ field goals	3, Kali Nguma vs. Wyoming (9/21/24)
Made 4+ field goals	4, Noah Rauschenberg at LA Tech (9/16/23)
Made 5+ field goals	4, Noah Rauschenberg at LA Tech (9/16/23)
Made a 50+ yard field goal	51, Ethan Mooney at Charlotte (10/26/19)
Made a 60+ yard field goal	61, Garrett Courtney vs. Idaho (10/31/98)
Made a GW FG with less than 1:00 remaining.....	0:00, 32 yards, Noah Rauschenberg vs. UAB (11/25/23)
Had a 60+ yard punt.....	62, Sawyer Evans vs. UAB (11/25/23)
Had a 70+ yard punt.....	70, Bernardo Rodriguez vs. Miami (OH) (12/23/21)
Had an 80+ yard punt.....	92, Toby Gowin vs. Vanderbilt (10/12/96)
Had a 90+ yard punt.....	92, Toby Gowin vs. Vanderbilt (10/12/96)
Returned a kickoff for a TD.....	99 yards by Kaylon Horton at UNLV (9/17/22)
Returned a punt for a TD.....	90 yards by Keegan Brewer at Arkansas (9/15/18)
Blocked a punt.....	Alphie Guillory Jr. vs. Tulsa (9/28/24)
Blocked 2+ punts.....	vs. Old Dominion (10/28/17)
Blocked a FG.....	DeShawn Gaddie at MTSU (10/17/20)
Blocked a PAT	Roderick Brown vs. California (9/2/23)
Returned a blocked punt for a TD	0 yards, C.J. Garnett at South Alabama (8/31/24)
Returned a blocked FG for a TD	66 yards, Phillip Littlejohn vs. Idaho (10/4/97)

THE LAST TIME A UNT OPPONENT...

RUSHING OFFENSE

Rushed for 150+ yards	293, Army (11/9/24)
Rushed for 200+ yards	293, Army (11/9/24)
Rushed for 250+ yards	293, Army (11/9/24)
Rushed for 300+ yards	318, SMU (11/10/23)
Rushed for 400+ yards	500, App St. (12/21/20)
Rushed for 500+ yards	500, App St. (12/21/20)

PASSING OFFENSE

Passed for 300+ yards	319, Memphis (10/19/24)
Passed for 400+ yards	432, South Alabama (8/31/24)
Passed for 500+ yards	563, Houston (9/10/11)

TOTAL OFFENSE

Had 400+ yards of total offense	472, Tulane (10/26/24)
Had 450+ yards of total offense	472, Tulane (10/26/24)
Had 500+ yards of total offense	526, Memphis (10/19/24)
Had 600+ yards of total offense	600, Memphis (10/28/23)

INDIVIDUAL RUSHING

Had a player rush for 100+ yards	153, Bryson Daily, Army (11/9/24)
Had 2 players rush for 100+ yards	116, Jermaine Brown Jr.; 101, Lee Beebe, UAB (11/25/23)
Had a player rush for 150+ yards	153, Bryson Daily, Army (11/9/24)
Had a player rush for 200+ yards	227, Aidan Robbins, UNLV (9/17/22)
Had a player rush for 300+ yards	319, Camerun Peoples, App St. (12/21/20)
Had a quarterback rush for 100+ yards	153, Bryson Daily, Army (11/9/24)
Had a player rush for 2+ TDs	2, Bryson Daily, Army (11/9/24)
Had a player rush for 3+ TDs	4, Mario Anderson Jr., Memphis (10/19/24)
Had a player rush for 4+ TDs	4, Mario Anderson Jr., Memphis (10/19/24)
Had a player rush for 5+ TDs	5, Camerun Peoples, App St. (12/21/20)

INDIVIDUAL RECEIVING

Had a player catch 10+ passes	10, Jamaal Pritchett at South Alabama (8/31/24)
Had a player receive 100+ yards	197, Jamaal Pritchett at South Alabama (8/31/24)
Had a player receive 200+ yards	208, Kalib Woods, FAU (12/2/17)
Had 2 players receive 100+ yards	166, Rashee Rice; 103, Jordan Kerley, SMU (9/3/22)
Had a player receive 3+ TDs	3, Blayne Taylor, Abilene Christian (9/30/23)
Had a player receive 4+ TDs	4, Cortland Sutton, SMU (9/9/17)

SCORING

Scored 30+ points	45, Tulane (10/26/24)
Scored 40+ points	45, Tulane (10/26/24)
Scored 50+ points	52, Memphis (10/19/24)
Scored 60+ points	66, Texas Tech (9/14/24)

MISC.

Returned a kickoff for a TD	100 yards by Tyler King, Wyoming (9/21/24)
Returned a punt for a TD	72 yards by Demario Douglas, Liberty (10/23/21)
Returned a kickoff & punt for a TD same game	Houston (9/28/19)
Returned an INT for a TD	44 yards by Bralyn Lux, Texas Tech (9/14/24)
Returned 2 INT for a TD	Jaylon Allen and Xavier Cullens, Memphis (9/24/22)
Returned a fumble for a TD	20 yards by Gregory Grate, Middle Tennessee (10/17/20)
Returned a blocked punt for a TD	0 yards by Brandon Moss, UTEP (11/26/16)
Blocked a punt	Avery Morris, UTSA (10/22/22)
Blocked a PAT	JaQues Evans, WKU (10/29/22)
Blocked a FG	Keny Seymour Jr., Rice (11/26/22)
Returned a blocked FG for a TD	62 yards by Derrick Strozier, Tulane (10/5/13)
Recorded a safety	TEAM, UNLV (9/17/22)
Scored a 2-point conversion	Pass, Yulkeith Brown from Darian Mensah, Tulane (10/26/24)
Recorded a shutout	32-0, Florida (9/17/16)

THE LAST TIME UNT...

SCORING

Scored 30 or more points	37 vs. Tulane (10/26/24)
Scored 40 or more points	44 at Memphis (10/19/24)
Scored 50 or more points	52 vs. Tulsa (9/28/24)
Scored 60 or more points	77 vs. Nicholls State (9/20/14)
Scored 70 or more points	77 vs. Nicholls State (9/20/14)
Scored 40 or more points in consecutive games.....	4, 44 vs. Wyoming; 52 vs. Tulsa; 41 at FAU; 44 at Memphis (9/21-10/19/24)
Scored 40 or more points in 3+ consecutive games	4, 44 vs. Wyoming; 52 vs. Tulsa; 41 at FAU; 44 at Memphis (9/21-10/19/24)
Scored 40 or more points in 4+ consecutive games	4, 44 vs. Wyoming; 52 vs. Tulsa; 41 at FAU; 44 at Memphis (9/21-10/19/24)

TOTAL OFFENSE

Had 30+ First Downs	32 at Memphis (10/19/24)
Had 35+ First Downs	37 vs. UAB (11/25/23)
Had more than 400 total yards	525 vs. Tulane (10/26/24)
Had more than 450 total yards	525 vs. Tulane (10/26/24)
Had more than 500 total yards	525 vs. Tulane (10/26/24)
Had more than 600 total yards	653 at Memphis (10/19/24)
Had more than 700 total yards	768 at Middle Tennessee (10/17/20)
Had a 100+ yard rusher and 100+ yard receiver.....	120, Shane Porter; 109, DT Sheffield vs. Wyoming (9/21/24)
Had a 150+ yard rusher and 150+ yard receiver.....	169, Jason Bean; 204, Jaelon Darden at Middle Tennessee (10/17/20)
Had a 100+ yard rusher and 300+ yard passer.....	120, Shane Porter; 305, Chandler Morris vs. Wyoming (9/21/24)
Had a 100+ yd. rusher, 100+ yd. receiver, 300+ yd. passer.....	120, Shane Porter; 109, DT Sheffield; 305, Chandler Morris vs. Wyoming (9/21/24)
Had two 100+ yd. rushers, two 100+ yd. receivers, 400+ yd. passer.....	132, Adeyi; 113, Adaway; 118, Maclin; 100, Sides; 403, Rogers vs. UAB (11/25/23)
Had a player with a rushing and receiving TD in the same game	DT Sheffield at Memphis (10/19/24)

RUSHING OFFENSE

Rushed for 200 or more yards.....	208 at Memphis (10/19/24)
Rushed for 250 or more yards.....	299 at Tulsa (11/18/23)
Rushed for 300 or more yards.....	475 vs. LA Tech (10/15/22)
Rushed for 400 or more yards.....	475 vs. LA Tech (10/15/22)
Rushed for 450 or more yards.....	475 vs. LA Tech (10/15/22)
Rushed for 4+ touchdowns.....	4 vs. LA Tech (10/15/22)
Rushed for 5+ touchdowns.....	6 vs. UTSA (11/27/21)
Rushed for 6+ touchdowns.....	6 vs. UTSA (11/27/21)
Rushed for 7+ touchdowns.....	7 vs. Middle Tennessee (12/3/11)
Had 2+ players rush for 100+ yards	132, Ayo Adeyi; 113, Oscar Adaway vs. UAB (11/25/23)
Had 3+ players rush for 100+ yards	169, Bean; 143 Torrey; 101 Siggers at MTSU (10/17/20)
Had 2+ players rush for TD	1, Chandler Morris; 1, McGill II vs. Tulane (10/26/24)
Had 3+ players rush for TD	1, Chandler Morris; 1, Porter; 1, Sheffield at Memphis (10/19/24)
Had 4+ players rush for TD	1, Adaway; 1, Adeyi; 1, Horton; 1, Ragsdale vs. LA Tech (10/15/22)
Had 2+ rush for 2+ TDs.....	3, DeAndre Torrey; 2, Ikaika Ragsdale vs. No. 15 UTSA (11/27/21)

PASSING OFFENSE

Passed for 300 or more yards	449 vs. Tulane (10/26/24)
Passed for 350 or more yards	449 vs. Tulane (10/26/24)
Passed for 400 or more yards	449 vs. Tulane (10/26/24)
Passed for 500 or more yards	601 at SMU (9/8/07)
Passed for 600 or more yards	601 at SMU (9/8/07)
Passed for 5+ touchdowns	5 vs. Tulsa (9/28/24)
Passed for 6+ touchdowns	7 vs. UTEP (11/2/19)
Passed for 7+ touchdowns	7 vs. UTEP (11/2/19)
Had 2 players with 100+ receiving yards.....	125, Sheffield; 111, Ward Jr. vs. Tulane (10/26/24)
Had 3+ players with receiving TD.....	2, Sheffield; 1, Carnes; 1, Rempert at FAU (10/12/24)
Had 2+ players with 2+ receiving TDs.....	3, Burns; 2, Maclin vs. Memphis (10/28/23)

THE LAST TIME UNT...

TEAM DEFENSE

Had 90+ tackles.....	92 (48 solo-44 assist) at UTSA (12/2/22)
Had 100+ tackles.....	103 (47 solo-56 assist) at UTSA (10/22/22)
Had 7+ sacks.....	7 vs. LA Tech (10/15/22)
Had 8+ sacks.....	13 vs. Nicholls (9/20/14)
Had 10+ tackles-for-loss.....	11 at Missouri (10/9/21)
Had 15+ tackles-for-loss.....	16 vs. Memphis (12/16/03)
Forced 4+ fumbles.....	5 vs. Northwestern State (9/4/21)
Forced 5+ fumbles.....	5 vs. Northwestern State (9/4/21)
Recovered 4+ fumbles.....	5 vs. UTEP (11/28/15)
Had 8+ pass breakups.....	8 vs. Texas Southern (9/10/22)
Had 10+ pass breakups.....	11 vs. ULM (11/2/02)
Had 3+ interceptions.....	3 vs. Temple (10/14/23)
Had 4+ interceptions.....	4 at UTEP (12/11/20)
Had 5+ interceptions.....	6 at Arkansas (9/15/18)
Forced 4+ turnovers.....	4 at SMU (9/11/21)
Forced 5+ turnovers.....	6 at Arkansas (9/15/18)
Allowed fewer than 75 total yards.....	49 vs. Lamar (11/5/83)
Allowed fewer than 100 total yards.....	95 vs. Abilene Christian (9/5/92)
Allowed fewer than 150 total yards.....	147 vs. FIU (11/22/14)
Allowed fewer than 200 total yards.....	147 vs. FIU (11/22/14)
Allowed fewer than 250 total yards.....	244 vs. Wyoming (9/21/24)
Allowed fewer than 300 total yards.....	244 vs. Wyoming (9/21/24)
Allowed 10 or Fewer First Downs.....	9 vs. SMU (9/1/18)
Returned two fumbles for a TD.....	37 yards by Grayson Murphy; 53 yards by KD Davis at Southern Miss (11/6/21)
Recorded two defensive TDs.....	37-yard fumble recovery by Grayson Murphy; 53-yard fumble recovery by KD Davis at Southern Miss (11/6/21)
Recorded a safety.....	Team safety vs. Southern Miss (11/19/16)
Recorded 2+ safeties.....	3 vs. Louisiana (9/27/03)

SCORING DEFENSE

Allowed 0 points.....	0 vs. Troy (10/30/03)
Allowed 3 or fewer points.....	3 vs. UTSA (9/21/19)
Allowed 7 or fewer points.....	7 at FIU (11/20/21)
Allowed 10 or fewer points.....	3 vs. UTSA (9/21/19)
Allowed 20 or fewer points.....	14 vs. Army (11/9/24)

RUSHING DEFENSE

Allowed 0 or fewer rushing yards.....	-6 vs. Abilene Christian (9/5/92)
Allowed 20 or fewer rushing yards.....	4 vs. SMU (9/1/18)
Allowed 40 or fewer rushing yards.....	4 vs. SMU (9/1/18)
Allowed 60 or fewer rushing yards.....	58 at FIU (11/20/21)
Allowed 80 or fewer rushing yards.....	69 vs. Wyoming (9/21/24)
Allowed 100 or fewer rushing yards.....	69 vs. Wyoming (9/21/24)


PASSING DEFENSE


Allowed 10 or fewer passing yards.....	7 vs. Abilene Christian (9/1/94)
Allowed 30 or fewer passing yards.....	15 vs. Army (11/9/24)
Allowed 50 or fewer passing yards.....	15 vs. Army (11/9/24)
Allowed 100 or fewer passing yards.....	15 vs. Army (11/9/24)
Allowed 150 or fewer passing yards.....	15 vs. Army (11/9/24)
Allowed 200 or fewer passing yards.....	15 vs. Army (11/9/24)


MISCELLANEOUS TEAM


UNT wins when holding opponents to 10 points or less.....	42 consecutive, last loss at Marshall 7-0 (11/25/88)
Overcame a 14+ point deficit.....	14 vs. UAB (11/25/23)
Overcame a 17+ point deficit.....	17 at Rice (9/24/16)
Overcame a 20+ point deficit.....	23 at Cincinnati (11/1/69)
Allowed an onside kick.....	at LA Tech (9/16/23)
Recovered an onside kick.....	at Tulane (10/21/23)
Recorded a shutout.....	21-0 vs. Troy (10/30/03)
Scored a 2-point conversion.....	Pass, Landon Sides from Chandler Rogers vs. UAB (11/25/23)
Scored a game-winning touchdown with less than 1:00 remaining.....	0:58, 3-yard pass, DT Sheffield from Chandler Morris at FAU (10/12/24)


BROADCAST BIOS - OFFENSE


	0	<u>BLAIR CONWRIGHT</u>	CAREER GAME HIGHS	2024 SEASON GAME HIGHS
		SR • WR • 5-11 • 185 Lubbock, TX TCU	Rec.: 6 (vs. Kansas State, 2020) Rec. Yds: 115 (vs. Tulsa, 2024) Rec. TDs: 1 (9x, last at Memphis, 2024) Long Rec.: 96 (vs. Tulsa, 2024) 100 yd games: 1 (vs. Tulsa, 2024) • First 100-yd game of career vs. Tulsa ... 96-yd TD is 2nd longest pass play in FBS this season ... 5 rec., 87 yds, TD at MEM ... 59 career games played - most on team	Rec.: 5 (at Memphis) Rec. Yds: 115 (vs. Tulsa) Rec. TDs: 1 (4x, last at Memphis) Long Rec.: 96 (vs. Tulsa) 100 yd games: 1 (vs. Tulsa)


	4	<u>CHANDLER MORRIS</u>	CAREER GAME HIGHS	2024 SEASON GAME HIGHS
		JR • QB • 6-0 • 191 Highland Park, TX TCU	Comp.: 38 (vs. Tulane, 2024) Att.: 61 (at Memphis, 2024) Pass. Yds: 461 (vs. Baylor, 2021) Pass TDs: 5 (vs. Tulsa, 2024) Rush Yds: 71 (at Memphis, 2024) Rush TD: 2 (at South Alabama, 2024) • 36-61, 516 tot. yds, 4 TD at MEM ... 439 pass yds, 5 TDs vs. Tulsa ... Set program record with 4 400+ yard games this season ... No. 5 in FBS in Pass Yds and No. 2 in Pass TDs	Comp.: 38 (vs. Tulane) Att.: 61 (at Memphis) Pass. Yds: 449 (vs. Tulane) Pass TDs: 5 (vs. Tulsa) Rush Yds: 71 (at Memphis) Rush TD: 2 (at South Alabama)

	7	<u>DALTON CARNES</u>	CAREER GAME HIGHS	2024 SEASON GAME HIGHS
		SO • WR • 5-9 • 177 College Station, TX Houston	Rec.: 5 (2x, last at Memphis, 2024) Rec. Yds: 90 (vs. Wyoming, 2024) Rec. TDs: 1 (3x, last at FAU, 2024) Long Rec.: 41 (at Texas Tech, 2023) 100 yd games: -- • Caught first TD at UNT vs. Tulsa ... Career high 90 yds on 4 catches vs. WYO ... 5 rec., 47 yds at MEM ... 33-yard catch in 4th qtr set up UNT TD in comeback win at FAU	Rec.: 5 (at Memphis) Rec. Yds: 90 (vs. Wyoming) Rec. TDs: 1 (2x, last at FAU) Long Rec.: 34 (vs. Wyoming) 100 yd games: --


	8	<u>DAMON WARD JR.</u>	CAREER GAME HIGHS	2024 SEASON GAME HIGHS
		SR • WR • 5-11 • 204 Beaumont, TX West Brook HS	Rec.: 12 (at USA, 2024) Rec. Yds: 230 (at USA, 2024) Rec. TDs: 2 (3x, last vs. Tulane, 2024) Long Rec.: 77 (at Mizzou, 2021) 100 yd games: 4 (last vs. Tulane, 2024) • Career-high 12 catches for 230 yds, 2 TD against USA ... 5th-most rec. yds in a game in UNT history... 111 yards, 2 TD vs. Tulane in return from injury... CAREER: 112 rec., 1,638 yds., 14 TD	Rec.: 12 (at South Alabama) Rec. Yds: 230 (at South Alabama) Rec. TDs: 2 (2x, last vs. Tulane) Long Rec.: 54 (at South Alabama) 100 yd games: 2 (last vs. Tulane)


	9	<u>NICK REMPERT</u>	CAREER GAME HIGHS	2024 SEASON GAME HIGHS
		SR • WR • 6-1 • 192 Batavia, Ill. Tulsa	Rec.: 5 (vs. Wyoming, 2024) Rec. Yds: 58 (vs. UNT, 2023) Rec. TDs: 1 (2x, last at FAU, 2024) Long Rec.: 40 (2x, last vs. Tulsa, 2024) 100 yd games: -- • Caught first TD at UNT at FAU ... Made first career start vs. Tulsa ... Career high 5 receptions against Wyoming ... 3 catches for 58 yds and a TD against UNT in 2023 while at Tulsa	Rec.: 5 (vs. Wyoming) Rec. Yds: 49 (vs. Tulsa) Rec. TDs: 1 (at FAU) Long Rec.: 40 (vs. Tulsa) 100 yd games: --


	10	<u>DT SHEFFIELD</u>	CAREER GAME HIGHS	2024 SEASON GAME HIGHS
		JR • WR • 5-10 • 170 Corinth, MS Washington State	Rec.: 11 (at FAU, 2024) Rec. Yds: 126 (at FAU, 2024) Rec. TDs: 3 (vs. SFA, 2024) Long Rec.: 75 (at MEM, 2024) 100 yd games: 4 (last vs. Tulane, 2024) • 11 rec., 126 yards, 2 TD at FAU ... 2 4th qtr TDs at FAU, incl. GW TD with 0:58 left ... 3 first-half TDs vs. SFA ... No. 2 in FBS in Rec. TD (10) ... 75-yd TDs on consec. plays vs. MEM	Rec.: 11 (at FAU) Rec. Yds: 126 (at FAU) Rec. TDs: 3 (vs. SFA) Long Rec.: 75 (at Memphis) 100 yd games: 4 (last vs. Tulane)


	17	<u>DREW MESTEMAKER</u>	CAREER GAME HIGHS	2024 SEASON GAME HIGHS
		FR • QB • 6-4 • 210 Austin, TX Vandegrift HS	Comp.: 2 (2x, last vs. Wyoming, 2024) Att.: 3 (at Texas Tech, 2024) Pass. Yds: 56 (at Texas Tech, 2024) Pass TDs: -- Rush Yds: 26 (at Texas Tech, 2024) Rush TD: -- • Led a 75-yd scoring drive in his first career appearance at TTU ... 2nd TM all-district punter and HM as a safety ... Backed up Louisville QB Deuce Adams at Vandegrift	Comp.: 2 (2x, last vs. Wyoming) Att.: 3 (at Texas Tech) Pass. Yds: 56 (at Texas Tech) Pass TDs: -- Rush Yds: 26 (at Texas Tech) Rush TD: --


BROADCAST BIOS - OFFENSE


	<p>21 <u>KIEFER SIBLEY</u> FR • RB • 5-9 • 173 Waco, TX Connally HS</p>	<p>CAREER GAME HIGHS Rushes: 7 (2x, last vs. Tulsa, 2024) Rush. Yds: 58 (vs. Tulsa, 2024) Rush. TDs: -- Rec.: 8 (vs. Tulane, 2024) Rec. Yds: 45 (vs. Tulane, 2024) Rec. TDs: 1 (vs. Tulsa, 2024)</p>	<p>2024 SEASON GAME HIGHS Rushes: 11 (vs. Tulane) Rush. Yds: 58 (vs. Tulsa) Rush. TDs: -- Rec.: 8 (vs. Tulane) Rec. Yds: 45 (vs. Tulane) Rec. TDs: 1 (vs. Tulsa)</p> <p>• 8 rec., 45 yds in first start vs. Tulane ... Career high 58 yards on 7 rushes vs. Tulsa ... Caught first career TD in win vs. Tulsa ... Made first appearance vs. WYO</p>
--	---	---	--


	<p>22 <u>LANDON SIDES</u> SO • WR • 5-11 • 191 Denton, TX Guyer HS</p>	<p>CAREER GAME HIGHS Rec.: 6 (vs. UAB, 2023) Rec. Yds: 100 (vs. UAB, 2023) Rec. TDs: 2 (vs. UAB, 2023) Long Rec.: 39 (vs. ACU, 2023) 100 yd games: 1 (vs. UAB)</p>	<p>2024 SEASON GAME HIGHS Rec.: 5 (vs. Wyoming) Rec. Yds: 61 (at Memphis) Rec. TDs: -- Long Rec.: 37 (at Memphis) 100 yd games: --</p> <p>• 3 rec. 61 yds at MEM ... 5 rec. for 22 yds vs. WYO ... 3 catches for 43 yds in season debut vs. SFA ... Finished with 30 rec., 363 yds., 4 TD in 2023</p>
--	--	--	---

	<p>23 <u>OSCAR HAMMOND</u> JR • TE • 6-3 • 236 Collinsville, OK Central Oklahoma</p>	<p>CAREER GAME HIGHS Rec.: 7 (vs. Nebraska-Kearney, 2023) Rec. Yds: 148 (vs. Fort Hays St, 2022) Rec. TDs: 1 (6x, last vs. SFA, 2024) Long Rec.: 80 (vs. Fort Hays St, 2022) 100 yd games: 1 (vs. Fort Hays St, 2022)</p>	<p>2024 SEASON GAME HIGHS Rec.: 4 (vs. SFA) Rec. Yds: 69 (vs. SFA) Rec. TDs: 1 (vs. SFA) Long Rec.: 38 (vs. SFA) 100 yd games: --</p> <p>• Caught first TD at UNT vs. SFA ... Four receptions for 69 yds vs. SFA ... 2 catches, 15 yds in first Div. I start against USA ... 2023 at UCO: 33 rec., 463 yds, 4 TD</p>
--	--	---	--

	<p>27 <u>WYATT YOUNG</u> FR • WR • 6-0 • 195 Katy, TX Tompkins HS</p>	<p>CAREER GAME HIGHS Rec.: 3 (vs. SFA, 2024) Rec. Yds: 75 (at Texas Tech, 2024) Rec. TDs: 1 (2x, last vs. Tulsa, 2024) Long Rec.: 75 (at Texas Tech, 2024) 100 yd games: --</p>	<p>2024 SEASON GAME HIGHS Rec.: 3 (vs. SFA) Rec. Yds: 75 (at Texas Tech) Rec. TDs: 1 (2x, last vs. Tulsa) Long Rec.: 75 (at Texas Tech) 100 yd games: --</p> <p>• Went 75 yards for first career TD at TTU ... 3 rec., 25 yds in first start vs. SFA ... First UNT player to have rush and rec. TD in same game since 2022 (vs. Tulsa)</p>
---	---	---	--


	<p>31 <u>SHANE PORTER</u> JR • RB • 5-10 • 186 Friendswood, TX Kansas State</p>	<p>CAREER GAME HIGHS Rushes: 13 (2x, last at Memphis, 2024) Rush. Yds: 120 (vs. Wyoming, 2024) Rush. TDs: 1 (2x, last at Memphis, 2024) Rec.: 4 (vs. Army, 2024) Rec. Yds: 18 (vs. Army, 2024) Rec. TDs: --</p>	<p>2024 SEASON GAME HIGHS Rushes: 13 (2x, last at Memphis) Rush. Yds: 120 (vs. Wyoming) Rush. TDs: 1 (2x, last at Memphis) Rec.: 4 (vs. Army) Rec. Yds: 18 (vs. Army) Rec. TDs: --</p> <p>• 120 rush yds in first start vs. WYO ... 7 rushes for 31 yards, TD in first action at RB against TTU ... Team high 9 rushes for 70 yds at FAU ... Tied career high 13 carries for 75 yds, TD at MEM</p>
--	---	--	---


	<p>38 <u>MAKENZIE MCGILL II</u> R-FR • RB • 5-9 • 196 Mount Vernon, TX Mount Vernon HS</p>	<p>CAREER GAME HIGHS Rushes: 8 (vs. Army, 2024) Rush. Yds: 38 (vs. Wyoming) Rush. TDs: 3 (vs. Wyoming) Rec.: 1 (3x, last at Memphis, 2024) Rec. Yds: 13 (vs. Tulsa, 2024) Rec. TDs: --</p>	<p>2024 SEASON GAME HIGHS Rushes: 8 (vs. Army) Rush. Yds: 70 (vs. Tulsa) Rush. TDs: 3 (vs. Wyoming) Rec.: 1 (3x, last at Memphis) Rec. Yds: 17 (vs. Tulsa) Rec. TDs: --</p> <p>• 3 TDs on 6 rushes vs. WYO ... 75-yard rushing TD vs. Tulsa ... 6 TDs on 28 carries in last 5 games ... First UNT freshman with 3 rush TDs in a game since 2004</p>
--	--	---	--

	<p>88 <u>XZAVIOR KAUTAI</u> JR • TE • 6-0 • 240 Eules, TX Trinity HS</p>	<p>CAREER GAME HIGHS Rec.: 3 (vs. ACU, 2023) Rec. Yds: 12 (vs. California, 2023) Rec. TDs: 1 (2x, last vs. UAB, 2023) Long Rec.: 12 (vs. California, 2023) 100 yd games: --</p>	<p>2024 SEASON GAME HIGHS Rec.: 2 (at Memphis) Rec. Yds: 11 (at Memphis) Rec. TDs: -- Long Rec.: 8 (at Memphis) 100 yd games: --</p> <p>• Made first appearance since TTU at FAU ... Caught two passes for 11 yds at Memphis ... Played 12 games w/ 5 starts in '23... Finished with 7 rec., 42 yds., 2 TD</p>
--	--	---	--


BROADCAST BIOS - DEFENSE

	2	<u>EVAN JACKSON</u>	CAREER GAME HIGHS	2024 SEASON GAME HIGHS
		SO • S • 5-11 • 176 Houston, TX North Shore HS	Tackles: 11 (vs. UTSA, 2023) TFLS: 0.5 (at Texas Tech, 2024) INT: 2 (vs. Tulsa, 2024) FR: -- PBU: 1 (5x, last at Texas Tech, 2024) • First 2 INT game vs. Tulsa ... 8 tkls, 6 solo vs. SFA ... 8 tkls vs. Army ... 5 tkls, PBU, QBH against USA ... 34 solo tackles on the season	Tackles: 8 (2x, last vs. Army) TFLS: 0.5 (at Texas Tech) INT: 2 (vs. Tulsa) FR: -- PBU: 1 (2x, last at Texas Tech)


	4	<u>BRIAN NELSON II</u>	CAREER GAME HIGHS	2024 SEASON GAME HIGHS
		R-FR • CB • 6-0 • 191 Pearland, TX Shadow Creek HS	Tackles: 9 (vs. Tulane, 2024) Solo Tackles: 7 (at Texas Tech, 2024) TFLS: 1.0 (2x, last at Memphis, 2024) INT: 1 (2x, last vs. Army, 2024) PBU: 3 (at Tulsa, 2023) • Career high 8 tackles, TFL, first INT at Texas Tech ... Made first career start against USA ... 6 tkls, INT, FR vs. Army ... Career high 3 PBU at Tulsa in '23	Tackles: 9 (vs. Tulane) Solo Tackles: 7 (at Texas Tech) TFLS: 1.0 (2x, last at Memphis) INT: 1 (2x, last vs. Army) PBU: 1 (2x, last vs. SFA)

	5	<u>RIDGE TEXADA</u>	CAREER GAME HIGHS	2024 SEASON GAME HIGHS
		SR • CB • 5-8 • 179 Frisco, TX McNeese	Tackles: 7 (at Rice, 2021) TFLS: 1.0 (7x, last at Memphis, 2024) INT: 2 (vs. FAU, 2022) Sacks: -- PBU: 4 (vs. FAU, 2022) • 2 PBU, INT vs. SFA ... 5 career interceptions ... Program record holder with 30 career PBUs and 35 PDF (INT+PBU) ... Recorded 34 tackles, 3.0 TFL, 1 INT, 7 PBU, 2 QBH in 2023	Tackles: 5 (vs. Army) TFLS: 1.0 (at Memphis) INT: 1 (vs. SFA) Sacks: -- PBU: 2 (2x, last vs. Wyoming)

	7	<u>SHANE WHITTER</u>	CAREER GAME HIGHS	2024 SEASON GAME HIGHS
		JR • LB • 6-0 • 229 Burlington, NC Oklahoma	Tackles: 5 (2x, last at Memphis, 2024) Solo Tackles: 3 (vs. Tulsa, 2024) TFLS: 1.5 (2x, last at Texas Tech, 2024) Sacks: -- FR: 1 (vs. Western Carolina, 2021)	Tackles: 5 (at Memphis) Solo Tackles: 3 (vs. Tulsa) TFLS: 1.5 (at Texas Tech) Sacks: -- FR: -- • Tied career high with 5 tkls at MEM ... Career high 3 solo stops vs. Tulsa ... Made four tackles in first career start vs. WYO ... 4 tkls, 1.5 TFL, PBU at TTU ... 39 career games at OU

	8	<u>JORDAN BROWN</u>	CAREER GAME HIGHS	2024 SEASON GAME HIGHS
		SR • LB • 6-1 • 240 Huntsville, TX Huntsville HS	Tackles: 15 (at Tulane, 2023) Solo Tackles: 8 (at Tulane, 2023) TFLS: 2.0 (2x, last at SMU, 2023) FF: 1 (vs. Northwestern State, 2021) Sacks: 2.0 (at SMU, 2023)	Tackles: 9 (vs. SFA) Solo Tackles: 6 (vs. Army) TFLS: 1.0 (2x, last vs. Army) FF: -- Sacks: -- • Led team with 9 tkls vs. SFA ... Made first start since TTU game at MEM ... 54 games played at UNT ... 201 career tackles ... TM high 83 tackles in 2023 ... 3rd TM All-AAC


	9	<u>JAKE SHIPLEY</u>	CAREER GAME HIGHS	2024 SEASON GAME HIGHS
		SR • DL • 6-3 • 260 Indio, CA Oregon	Tackles: 3 (vs. Stony Brook, 2021) TFLS: 1.0 (vs. Tulane, 2024) Sacks: 1.0 (vs. Tulane, 2024) FF: -- QBH: 2 (2x, last vs. Wyoming, 2024)	Tackles: 2 (4x, last at FAU) TFLS: 1.0 (vs. Tulane) Sacks: 1.0 (vs. Tulane) FF: -- QBH: 2 (vs. Wyoming) • Talled first start at UNT vs. TTU ... Recorded first career sack vs. Tulane ... 2 tackles, 0.5 TFL vs. SFA ... Made UNT debut against South Alabama ... 31 appearances at Oregon


	10	<u>RODERICK BROWN</u>	CAREER GAME HIGHS	2024 SEASON GAME HIGHS
		SR • DL • 5-11 • 290 Forney, TX North Forney HS	Tackles: 8 (at UTSA, 2022) TFLS: 2.5 (vs. LA Tech, 2022) Sacks: 2.5 (vs. LA Tech, 2022) FF: 1 (2x, last at So Miss, 2021) QBH: 3 (at LA Tech, 2023)	Tackles: 5 (vs. Army) TFLS: 2.0 (at South Alabama) Sacks: 2.0 (at South Alabama) FF: -- QBH: 1 (2x, last at Memphis) • 3 tackles, incl. 2 sacks vs. USA ... Second career multi-sack game ... 5 tkls, sack vs. Army ... 3 tkls, 1.0 sack at FAU ... 4.5 sacks this season ... 122 tackles in 46 career gms


BROADCAST BIOS - DEFENSE

	14	<u>JAYVEN ANDERSON</u>	CAREER GAME HIGHS	2023 SEASON GAME HIGHS
		SO • S • 6-0 • 204 Houston, TX North Shore HS	Tackles: 9 (2x, last at SMU, 2023) Solo Tackles: 7 (vs. Memphis, 2023) INT: -- PBU: 1 (vs. SFA, 2024) QBH: 1 (vs. UAB, 2023) • Season-high 5 tkls, TFL at TTU ... 3 tkls, first career PBU in first start of 2024 vs. SFA ... Started 3 games over 10 played in '23 ... 30 tackles and a QBH as a freshman	Tackles: 5 (at Texas Tech) Solo Tackles: 4 (at Texas Tech) INT: -- PBU: 1 (vs. SFA) QBH: --


	15	<u>FATAFEHI VAILEA II</u>	CAREER GAME HIGHS	2024 SEASON GAME HIGHS
		JR • DL • 6-1 • 302 Oakland, CA Desert Pines (NV) HS	Tackles: 7 (at Navy, 2023) TFLS: 1.0 (3x, last at Memphis, 2024) Sacks: 1.0 (at Memphis, 2024) FF: 1 (at UTEP, 2022) QBH: 2 (vs. Tulsa, 2024) • Season high 4 tkls, 0.5 TFL, 2 QBH vs. Tulsa ... 4 tkls, first career full sack at MEM ... 34 career appearances, 25 starts ... 91 tackles, 4.5 TFL, 2.0 sacks, 1 FF in career	Tackles: 4 (2x, last at Memphis) TFLS: 1.0 (2x, last at Memphis) Sacks: 1.0 (at Memphis) FF: -- QBH: 2 (vs. Tulsa)


	17	<u>TAYLOR STARLING</u>	CAREER GAME HIGHS	2024 SEASON GAME HIGHS
		R-FR • CB • 5-9 • 173 Dallas, TX South Oak Cliff HS	Tackles: 6 (at South Alabama, 2024) TFLS: 1.0 (2x, last vs. Army, 2024) INT: -- PBU: 1 (3x, last vs. Wyoming, 2024) QBH: -- • Career-high 6 tackles against USA ... Recorded first PBU in first start of 2024 vs. SFA ... Had a PBU in 3 straight games earlier this season (SFA, TTU, WYO)	Tackles: 6 (at South Alabama) TFLS: 1.0 (vs. Army) INT: -- PBU: 1 (3x, last vs. Wyoming) QBH: --

	21	<u>JAYDEN HILL</u>	CAREER GAME HIGHS	2024 SEASON GAME HIGHS
		SR • S • 6-1 • 205 Gahanna, OH Ohio Dominican	Tackles: 15 (at Tiffin, 2022) TFLS: 1.5 (2x, last at FAU, 2024) INT: 1 (3x, last at FAU, 2024) FF: 1 (2x, last at Thomas Moore, 2023) PBU: 2 (4x, last vs. Findlay, 202)	Tackles: 12 (vs. Army) TFLS: 1.5 (at FAU) INT: 1 (at FAU) FF: -- PBU: 1 (2x, last at FAU) • Second on team in tackles (57) ... 12 tkls vs. Army is most by UNT player this season ... 8 tkls, 1.5 TFL, 1.0 sack, 1 INT, PBU at FAU ... 46 consecutive starts between UNT and ODU

	32	<u>ETHAN WESLOSKI</u>	CAREER GAME HIGHS	2024 SEASON GAME HIGHS
		SO • LB • 6-1 • 240 McKinney, TX Boyd HS	Tackles: 9 (2x, last vs. Tulane, 2024) TFLS: 2.0 (2x, last at Tulsa, 2023) FF: 1 (at FIU, 2023) Sacks: 1.0 (2x, last at Tulsa, 2023) QBH: 1 (4x, last vs. Wyoming, 2024)	Tackles: 9 (vs. Tulane) TFLS: 1.0 (2x, last vs. Tulane) FF: -- Sacks: 1.0 (vs. Tulsa) QBH: 1 (2x, last vs. Wyoming) • 32 tackles over last 5 games ... 9 tackles, 1.0 TFL vs. Tulane ... 7 tkls, 1.0 sacks vs. Tulsa ... 4 tackles, QBH vs. USA ... 3rd on team w/ 63 tackles as R-Fr. in 2023

	36	<u>JAYLEN SMITH</u>	CAREER GAME HIGHS	2024 SEASON GAME HIGHS
		SR • LB • 5-11 • 230 Hamilton, Ontario St. Thomas More	Tackles: 10 (2x, last vs. Army, 2024) TFLS: 1.5 (4x, last at FAU, 2024) FF: 1 (vs. California, 2023) INT: 1 (2x, last vs. Tulane, 2024) QBH: 5 (vs. SFA, 2024)	Tackles: 10 (2x, last vs. Army) TFLS: 1.5 (3x, last at FAU) FF: -- INT: 1 (vs. Tulane) QBH: 5 (vs. SFA) • Career high 10 tackles w/ INT, TFL vs. Tulane ... 10 tkls in consec. games vs. TUL, Army ... 9 tkls, 1.5 TFL at TTU ... 8 tkls, 0.5 TFL, career high 5 QBH vs. SFA ... Team leader in tackles (65)

	39	<u>QUINTON HAMMONDS</u>	CAREER GAME HIGHS	2024 SEASON GAME HIGHS
		FR • DB • 6-1 • 217 Allen, TX Allen HS	Tackles: 10 (vs. Tulane, 2024) Solo Tackles: 4 (vs. Wyoming, 2024) TFLS: 1.5 (vs. Wyoming, 2024) INT: -- PBU: --	Tackles: 10 (vs. Tulane) Solo Tackles: 4 (vs. Wyoming) TFLS: 1.5 (vs. Wyoming) INT: -- PBU: -- • Recorded career high 10 tackles in first start vs. Tulane ... 5 tackles, 1.5 TFL against WYO ... First Team All-District selection for Allen HS



89

TERRELL DAWKINS

SR • DL • 6-4 • 262

Concord, NC
South Carolina

CAREER GAME HIGHS

Tackles: 9 (vs. Duke, 2020)
TFLS: 2.0 (2x, last vs. Florida St, 2020)
FF: 1 (2x, last vs. Florida St, 2020)
Sacks: 1.0 (5x, last vs. SFA, 2024)
QBH: 5 (vs. SFA, 2024)

• Recorded first sack since 2020 against SFA ... Also had 5 QBH vs. SFA ... 3 tackles, 2 QBH in UNT debut ... Season high 6 tkls, 0.5 sack at Memphis

2024 SEASON GAME HIGHS

Tackles: 6 (at Memphis)
TFLS: 1.0 (vs. SFA)
FF: --
Sacks: 1.0 (vs. SFA)
QBH: 5 (vs. SFA)



95

BREYTON CHARLES

JR • DL • 6-3 • 256

New Orleans, LA
Navarro JC

CAREER GAME HIGHS

Tackles: 4 (vs. Tulsa, 2024)
TFLS: 1.0 (2x, last vs. Tulsa, 2024)
QBH: 1 (at UTSA, 2021)
FR: 1 (2x, last vs. SE Louisiana, 2022)
Sacks: 1.0 (2x, last vs. Tulsa, 2024)

• Made first career start at FAU ... Career high 4 tackles vs. Tulsa ... 2 sacks this season ... 2 tackles, 1.0 sacks vs. WYO ... 2 tackles, 0.5 TFL in UNT debut vs. USA

2023 SEASON GAME HIGHS

Tackles: 4 (vs. Tulsa)
TFLS: 1.0 (2x, last vs. Tulsa)
FF: --
FR: --
Sacks: 1.0 (2x, last vs. Tulsa)

BROADCAST BIOS - SPECIALISTS



10

DT SHEFFIELD

JR • PR • 5-10 • 170

Corinth, MS
Washington State

CAREER GAME HIGHS

Kick Ret. Yds: 43 (at Texas Tech, 2024)
Kick Ret.: 2 (at Texas Tech, 2024)
Long Kick Ret.: 24 (vs. Wyoming, 2024)
Punt Ret. Yds.: 47 (at Texas Tech, 2024)
Punt Ret.: 3 (3x, last vs. WYO, 2024)
Long Punt Ret.: 27 (at FAU, 2024)

• Career high 47 yds on punt returns at TTU ... Career long 27-yd return on his only punt return at FAU

2024 SEASON GAME HIGHS

Kick Ret. Yds: 43 (at Texas Tech)
Kick Ret.: 2 (at Texas Tech)
Long Kick Ret.: 24 (vs. Wyoming)
Punt Ret. Yds.: 47 (at Texas Tech)
Punt Ret.: 3 (2x, last vs. Wyoming)
Long Punt Ret.: 27 (at FAU)



29

BLAKE FORD

SO • K • 6-1 • 213

Arlington, TX
Arkansas

CAREER GAME HIGHS

FG's Made: --
FG's Att.: --
Long FG: --
PAT Made: --
PAT Att.: --

• Made UNT debut against USA ... 32 touchbacks on 51 kickoffs ... Played in three games in 2023 at ARK ... Served as the Razorbacks' outside kick specialist

2024 SEASON GAME HIGHS

FG's Made: --
FG's Att.: --
Long FG: --
PAT Made: --
PAT Att.: --



38

MAKENZIE MCGILL II

R-FR • KR • 5-9 • 196

Mount Vernon, TX
Mount Vernon HS

CAREER GAME HIGHS

Kick Ret. Yds: 39 (vs. Tulane, 2024)
Kick Ret.: 2 (vs. Tulane, 2024)
Long Kick Ret.: 24 (vs. Tulane, 2024)
Punt Ret. Yds.: --
Punt Ret.: --
Long Punt Ret.: --

• Totaled 39 yards on first two kickoff returns of his career against Tulane ... Had a long return of 24 yards against the Green Wave

2024 SEASON GAME HIGHS

Kick Ret. Yds: 39 (vs. Tulane)
Kick Ret.: 2 (vs. Tulane)
Long Kick Ret.: 24 (vs. Tulane)
Punt Ret. Yds.: --
Punt Ret.: --
Long Punt Ret.: --



40

KALI NGUMA

R-FR • K • 5-10 • 187

Mission, TX
Sharyland HS

CAREER GAME HIGHS

FG's Made: 3 (vs. Wyoming, 2024)
FG's Att.: 3 (vs. Wyoming, 2024)
Long FG: 46 (at FAU, 2024)
PAT Made: 7 (2x, last vs. Tulsa, 2024)
PAT Att.: 7 (2x, last vs. Tulsa, 2024)

• 2-2 on FGA at FAU, incl. career-long 46 yards ... 3-3 on FGA vs. WYO ... Made last nine FGA after starting season 1-3 ... 41-41 on PAT attempts this season

2024 SEASON GAME HIGHS

FG's Made: 3 (vs. Wyoming)
FG's Att.: 3 (vs. Wyoming)
Long FG: 46 (at FAU)
PAT Made: 7 (2x, last vs. Tulsa)
PAT Att.: 7 (2x, last vs. Tulsa)



41

SAWYER EVANS

JR • P • 6-3 • 206

Arlington, TX
Texas Southern

CAREER GAME HIGHS

Punts: 8 (at Jackson State, 2021)
Long Punt: 64 (at LA Tech, 2023)
Inside 20: 3 (2x, last at Tulsa, 2023)
50+ yards: 2 (2x, last at Navy, 2023)

• Six punts vs. SFA and at TTU ... Punted once for 51 yds in season opener ... Season long 56-yard punt at Memphis ... 2nd TM All-AAC by Phil Steele in 2023

2024 SEASON GAME HIGHS

Punts: 6 (2x, last at Texas Tech)
Long Punt: 56 (at Memphis)
Inside 20: 1 (7x, last vs. Army)
50+ yards: 1 (2x, last vs. SFA)

UNT FOOTBALL 2024

OVERALL: 5-4 (HOME 3-2, ROAD 2-2, NEUTRAL 0-0) | AAC: 2-3 (HOME 1-2, ROAD 1-1, NEUTRAL 0-0)

Team Results

Date	Opponent		Score	Att.
08/31/2024	at South Alabama	W	52-38	15559
09/07/2024	SFA	W	35-20	23510
09/14/2024	at Texas Tech	L	21-66	57865
09/21/2024	Wyoming	W	44-17	27049
* 09/28/2024	Tulsa	W	52-20	18529
* 10/12/2024	at Fla. Atlantic	W	41-37	14576
* 10/19/2024	at Memphis	L	44-52	24110
* 10/26/2024	Tulane	L	37-45	23138
* 11/09/2024	Army West Point	L	3-14	28519

Game Records

Record	Overall	Home	Away	Neutral
ALL GAMES	5-4	3-2	2-2	0-0
CONFERENCE	2-3	1-2	1-1	0-0
NON-CONFERENCE	3-1	2-0	1-1	0-0

Team Statistics

	UNT	OPP
First Downs	219	201
Rushing	55	94
Passing	141	92
Penalty	23	15
Rushing Yardage	1317	1712
Rushing attempts	260	366
Average per rush	5.1	4.7
Average per game	146.3	190.2
TDs Rushing	16	18
Passing Yardage	3187	2188
Comp-Att-Int	253-397-10	163-280-7
Average per pass	8.0	7.8
Average per catch	12.6	13.4
Average per game	354.1	243.1
TDs Passing	26	18
Total offense	4504	3900
Average per play	6.9	6.0
Average per game	500.4	433.3
Kick returns: #-Yards	20-430	14-265
Punt returns: #-Yards	13-158	5-6
Int returns: #-Yards	7-79	10-193
Fumbles-Lost	7-4	4-2
Penalties-Yards	69-570	59-510
Punts-Avg	30-41.7	38-40.8
Time of possession / game	27:13	32:46
3rd-down conversion	43/121	54/131
4rd-down conversion	20/32	9/21
PAT-attempts	(41-41) 100%	(34-35) 97%
2-point conversion-attempts	(0-2) 0%	(1-4) 25%

Rushing

Player	gp	att	gain	loss	net	avg	td	lg	avg/g
Shane Porter	9	54	357	17	340	6.3	2	40	37.8
Makenzie McGill II	9	43	252	25	227	5.3	6	75	25.2
Damashja Harris	3	22	195	2	193	8.8	1	80	64.3
Chandler Morris	9	43	236	79	157	3.7	4	49	17.4
Kiefer Sibley	6	32	147	2	145	4.5	0	19	24.2
DT Sheffield	9	3	84	0	84	28.0	1	75	9.3
Juwaun Price	2	14	66	2	64	4.6	0	18	32.0
Ikaika Ragsdale	2	22	59	1	58	2.6	1	8	29.0
Zach Evans	2	9	63	5	58	6.4	0	40	29.0
Drew Mestemaker	4	5	35	3	32	6.4	0	21	8.0
Kyle Koch	3	1	9	0	9	9.0	0	9	3.0
Wyatt Young	9	2	1	4	-3	-1.5	1	1	-0.3
Team	9	10	0	47	-47	-4.7	0	0	-5.2
Total	9	260	1504	187	1317	5.1	16	80	146.3
Opponents	9	366	1887	175	1712	4.7	18	53	190.2

Passing

Player	gp	effic	comp-att-int	pct	yds	td	lg	avg/g
Chandler Morris	9	147.7	248-388-10	63.9	3087	26	96	343.0
Drew Mestemaker	4	195.9	4-5-0	80.0	69	0	49	17.3
Wyatt Young	9	360.4	1-1-0	100.0	31	0	31	3.4
Team	9	0.0	0-3-0	0.0	0	0	0	0.0
Total	9	147.7	253-397-10	63.7	3187	26	96	354.1
Opponents	9	140.1	163-280-7	58.2	2188	18	70	243.1

Receiving

Player	gp	no.	yds	avg	td	lg	avg/g
DT Sheffield	9	55	721	13.1	10	75	80.1
Damon Ward Jr.	6	26	462	17.8	4	54	77.0
Dalton Carnes	9	26	344	13.2	2	34	38.2
Blair Conwright	9	24	373	15.5	4	96	41.4
Landon Sides	8	17	162	9.5	0	37	20.3
Miles Coleman	7	17	208	12.2	0	49	29.7
Oscar Hammond	8	16	205	12.8	1	38	25.6
Wyatt Young	9	13	277	21.3	2	75	30.8
Kiefer Sibley	6	12	65	5.4	1	14	10.8
Nick Rempert	8	11	127	11.5	1	40	15.9
Shane Porter	9	10	55	5.5	0	13	6.1
Jeremiah Aaron	4	5	97	19.4	1	27	24.3
Ikaika Ragsdale	2	4	13	3.3	0	17	6.5
Damashja Harris	3	4	7	1.8	0	7	2.3
Zach Evans	2	4	10	2.5	0	5	5.0
Makenzie McGill II	9	3	23	7.7	0	17	2.6
Juwaun Price	2	2	14	7.0	0	12	7.0
Xzavior Kautai	7	2	11	5.5	0	8	1.6
Kyle Koch	3	1	5	5.0	0	5	1.7
Baron Tipton	3	1	8	8.0	0	8	2.7
Total	9	253	3187	12.6	26	96	354.1
Opponents	9	163	2188	13.4	18	70	243.1

Interceptions

Player	no.	yds	avg	td	lg
Evan Jackson	2	27	13.5	0	27
Brian Nelson II	2	46	23.0	0	23
Jayden Hill	1	0	0.0	0	0
Ridge Texada	1	0	0.0	0	0
Jaylen Smith	1	6	6.0	0	6
Total	7	79	11.3	0	27
Opponents	10	193	19.3	2	70

UNT FOOTBALL 2024

OVERALL: 5-4 (HOME 3-2, ROAD 2-2, NEUTRAL 0-0) | AAC: 2-3 (HOME 1-2, ROAD 1-1, NEUTRAL 0-0)

Field Goals

Player	fg	pct.	01-19	20-29	30-39	40-49	50-99	lg	blk
Kali Nguma	10-12	83.3	0-0	2-3	4-4	4-5	0-0	46	0
Opponents	13-15	86.7	0-0	4-4	5-6	4-4	0-1	47	0

Scoring

Player	td	fg	PAT						pts
			kick	rush	rcv	pass	dxp	saf	
Kali Nguma	-	10-12	41-41	-	-	-	-	-	71
DT Sheffield	11	-	-	-	-	-	-	-	66
Makenzie McGill II	6	-	-	-	-	-	-	-	36
Blair Conwright	4	-	-	-	-	-	-	-	24
Damon Ward Jr.	4	-	-	-	-	-	-	-	24
Chandler Morris	4	-	-	-	-	-	-	-	24
Wyatt Young	3	-	-	-	-	-	-	-	18
Shane Porter	2	-	-	-	-	-	-	-	12
Dalton Carnes	2	-	-	-	-	-	-	-	12
Ikaika Ragsdale	1	-	-	-	-	-	-	-	6
Damashja Harris	1	-	-	-	-	-	-	-	6
Nick Rempert	1	-	-	-	-	-	-	-	6
Jeremiah Aaron	1	-	-	-	-	-	-	-	6
Oscar Hammond	1	-	-	-	-	-	-	-	6
C.J. Garnett	1	-	-	-	-	-	-	-	6
Kiefer Sibley	1	-	-	-	-	-	-	-	6
Total	43	10-12	41-41	0	0	0	0	0	329
Opponents	39	13-15	34-35	0	1	1	0	0	309

Score by Periods

Team	1st	2nd	3rd	4th	OT	TOT
North Texas	76	78	101	74	0	329
Opponents	82	119	45	63	0	309

Punting

Player	no.	yds	avg	lg	tb	fc	i20	50+	blk
Sawyer Evans	30	1252	41.7	52	0	18	7	3	0
Total	30	1252	41.7	52	0	18	7	3	0
Opponents	38	1549	40.8	63	2	13	14	10	2

Punt Returns

Player	no.	yds	avg	td	lg
DT Sheffield	12	157	13.1	0	27
Alphie Guillory Jr.	1	0	0.0	0	0
Total	13	158	12.2	1	27
Opponents	5	6	1.2	0	12

Kick Returns

Player	no.	yds	avg	td	lg
Juwaun Price	7	185	26.4	0	50
DT Sheffield	6	127	21.2	0	24
Shane Porter	2	29	14.5	0	16
Makenzie McGill II	2	39	19.5	0	24
Damashja Harris	1	24	24.0	0	24
Oscar Hammond	1	10	10.0	0	10
Miles Coleman	1	16	16.0	0	16
Total	20	430	21.5	0	50
Opponents	14	265	18.9	1	100

All Purpose

Player	g	rush	rcv	pr	kr	ir	total	avg/g
DT Sheffield	9	84	721	157	127	0	1089	121.0
Damon Ward Jr.	6	0	462	0	0	0	462	77.0
Shane Porter	9	340	55	0	29	0	424	47.1
Blair Conwright	9	0	373	0	0	0	373	41.4
Dalton Carnes	9	0	344	0	0	0	344	38.2
Makenzie McGill II	9	227	23	0	39	0	289	32.1
Wyatt Young	9	-3	277	0	0	0	274	30.4
Juwaun Price	2	64	14	0	185	0	263	131.5
Damashja Harris	3	193	7	0	24	0	224	74.7
Miles Coleman	7	0	208	0	16	0	224	32.0
Oscar Hammond	8	0	205	0	10	0	215	26.9
Kiefer Sibley	6	145	65	0	0	0	210	35.0
Landon Sides	8	0	162	0	0	0	162	20.3
Chandler Morris	9	157	0	0	0	0	157	17.4
Nick Rempert	8	0	127	0	0	0	127	15.9
Jeremiah Aaron	4	0	97	0	0	0	97	24.3
Ikaika Ragsdale	2	58	13	0	0	0	71	35.5
Zach Evans	2	58	10	0	0	0	68	34.0
Brian Nelson II	8	0	0	0	0	46	46	5.8
Drew Mestemaker	4	32	0	0	0	0	32	8.0
Evan Jackson	9	0	0	0	0	27	27	3.0
Kyle Koch	3	9	5	0	0	0	14	4.7
Xzavior Kautai	7	0	11	0	0	0	11	1.6
Baron Tipton	3	0	8	0	0	0	8	2.7
Jaylen Smith	9	0	0	0	0	6	6	0.7
Ethan Wesloski	9	0	0	1	0	0	1	0.1
Total	9	1317	3187	158	430	79	5171	574.6
Opponents	9	1712	2188	6	265	193	4364	484.9

Total Offense

Player	g	plays	rush	pass	total	avg/g
Chandler Morris	9	431	157	3087	3244	360.4
Shane Porter	9	54	340	0	340	37.8
Makenzie McGill II	9	43	227	0	227	25.2
Damashja Harris	3	22	193	0	193	64.3
Kiefer Sibley	6	32	145	0	145	24.2
Drew Mestemaker	4	10	32	69	101	25.3
DT Sheffield	9	3	84	0	84	9.3
Juwaun Price	2	14	64	0	64	32.0
Ikaika Ragsdale	2	22	58	0	58	29.0
Zach Evans	2	9	58	0	58	29.0
Wyatt Young	9	3	-3	31	28	3.1
Kyle Koch	3	1	9	0	9	3.0
Total	9	657	1317	3187	4504	500.4
Opponents	9	646	1712	2188	3900	433.3

UNT FOOTBALL 2024

OVERALL: 5-4 (HOME 3-2, ROAD 2-2, NEUTRAL 0-0) | AAC: 2-3 (HOME 1-2, ROAD 1-1, NEUTRAL 0-0)

Team Defense

##	Player	gp	Tackles				tfl/yds	Sacks		Pass defense		Fumbles		blkd	
			ua	a	tot	no-yds		int-yds	brup	qbh	fr-yds	ff	kick	saf	
36	Jaylen Smith	9	25	40	65	6-12	.	1-6	2	8	
21	Jayden Hill	8	37	20	57	2.5-7	1-4	1-0	2	2	
8	Jordan Brown	9	17	32	49	2-2	.	.	.	2	
2	Evan Jackson	9	34	13	47	0.5-0	.	2-27	2	1	
32	Ethan Wesloski	9	13	33	46	3.5-9	1-4	.	.	2	
4	Brian Nelson II	8	30	6	36	2-5	.	2-46	2	.	1-0	.	.	.	
7	Shane Whitter	8	13	16	29	1.5-3	.	.	1	1	
39	Quinton Hammonds	9	16	13	29	1.5-11	.	.	.	1	
5	Ridge Texada	9	18	8	26	1.5-6	.	1-0	6	
15	Fatafehi Vailea	9	8	14	22	2.5-2	1-1	.	.	2	
89	Terrell Dawkins	9	6	15	21	1.5-12	1.5-12	.	.	7	
10	Roderick Brown	9	11	9	20	5.5-27	4.5-27	.	.	2	
24	Chavez Brown	9	8	8	16	4-23	3-21	.	.	1	
14	Jayven Anderson	9	12	2	14	1-2	.	.	1	
17	Taylor Starling	9	9	5	14	1.5-1	.	.	3	
95	Breylon Charles	7	6	7	13	2.5-14	2-13	.	1	1	
25	Kollin Lewis	8	6	6	12	1-2	.	.	1	
49	Kamdon McFarland	9	6	6	12	
9	Jake Shipley	8	8	3	11	1.5-6	1-4	.	.	2	
30	BJ Allen Jr.	4	5	2	7	1	.	.	
3	Jace Ruder	9	3	2	5	
97	VJ Bronson	4	3	2	5	
16	Gabe Stroud	3	3	2	5	
94	Jayden Williams	8	.	5	5	
34	C.J. Garnett	7	2	2	4	2	
13	Chris Gant Jr.	1	2	2	4	
20	Alphie Guillory Jr.	9	1	2	3	1	.	
26	Kerry Williams II	4	3	.	3	
52	Jenson Walker	8	1	1	2	1	.	.	
23	X'Avion Brice	4	2	.	2	1-0	.	.	.	
35	J.J. Jean-Louis	4	2	.	2	
53	Blake Fann	9	1	1	2	
27	Matthew Moore	6	1	1	2	1-1	
46	Nathan Laperi	6	.	2	2	1	
45	Zhaiylen Scott	3	1	1	2	1	
64	Jett Duncan	8	1	.	1	
4	Chandler Morris	9	1	.	1	
82	Dallas Dudley	2	.	1	1	
40	Kali Nguma	9	1	.	1	
37	Kabriel Anderson-Dale	4	1	.	1	
Totals		9	317	282	599	43-145	15-86	7-79	21	36	2-0	2	2	0	
Opponents		9	335	224	559	49-162	11-66	10-193	26	28	4-0	5	0	0	

UNT FOOTBALL 2024

OVERALL: 5-4 (HOME 3-2, ROAD 2-2, NEUTRAL 0-0) | AAC: 2-3 (HOME 1-2, ROAD 1-1, NEUTRAL 0-0)

25-YARD PLUS PLAYS

Yds	Type	Player(s)	Opponent
96*	Pass	Conwright,Blair from Morris,Chandler	Tulsa
80*	Rush	Harris,Damashja	SFA
75*	Pass	Young,Wyatt from Morris,Chandler	Texas Tech
75*	Pass	Sheffield,DT from Morris,Chandler	Memphis
75*	Rush	McGill II,Makenzie	Tulsa
75*	Rush	Sheffield,DT	Memphis
54*	Pass	Ward Jr.,Damon from Morris,Chandler	South Alabama
51*	Pass	Sheffield,DT from Morris,Chandler	SFA
50	KR	Price,Juwaun	SFA
49	Pass	Coleman,Miles from Mestemaker,Drew	Texas Tech
49*	Rush	Morris,Chandler	Memphis
44	Pass	Ward Jr.,Damon from Morris,Chandler	Tulane
40	Rush	Evans,Zach	Tulsa
40	Rush	Porter,Shane	Wyoming
40	Pass	Sheffield,DT from Morris,Chandler	Tulane
40	Pass	Rempert,Nick from Morris,Chandler	Tulsa
39	Pass	Young,Wyatt from Morris,Chandler	Fla. Atlantic
38	Pass	Hammond,Oscar from Morris,Chandler	SFA
38	KR	Price,Juwaun	South Alabama
37	Pass	Sides,Landon from Morris,Chandler	Memphis
37	Pass	Sheffield,DT from Morris,Chandler	Fla. Atlantic
36	Pass	Coleman,Miles from Morris,Chandler	Memphis
35	Rush	Porter,Shane	Fla. Atlantic
34	Pass	Carnes,Dalton from Morris,Chandler	Wyoming
33	Pass	Sheffield,DT from Morris,Chandler	Tulsa
33	Pass	Carnes,Dalton from Morris,Chandler	Fla. Atlantic
31	Pass	Ward Jr.,Damon from Young,Wyatt	South Alabama
30	Pass	Young,Wyatt from Morris,Chandler	Tulsa
30	Rush	Porter,Shane	Memphis
30*	Pass	Sheffield,DT from Morris,Chandler	Tulane
29*	Pass	Sheffield,DT from Morris,Chandler	Wyoming
28*	Pass	Sheffield,DT from Morris,Chandler	SFA
28	Pass	Ward Jr.,Damon from Morris,Chandler	Army West Point
27	Pass	Carnes,Dalton from Morris,Chandler	Tulane
27	INT	Jackson,Evan	Tulsa
27	PR	Sheffield,DT	Fla. Atlantic
27*	Pass	Sheffield,DT from Morris,Chandler	Tulsa
27	Pass	Aaron,Jeremiah from Morris,Chandler	SFA
26	Rush	Porter,Shane	Wyoming
26	Pass	Aaron,Jeremiah from Morris,Chandler	South Alabama
26*	Pass	Young,Wyatt from Morris,Chandler	Tulsa
26*	Pass	Ward Jr.,Damon from Morris,Chandler	Tulane
25	Pass	Ward Jr.,Damon from Morris,Chandler	South Alabama
25*	Pass	Rempert,Nick from Morris,Chandler	Fla. Atlantic
25*	Pass	Conwright,Blair from Morris,Chandler	South Alabama

* touchdown scored on play

LONG PLAYS BY THE NUMBERS

Long Plays By Yards	No.	TD
100+	0	0
90-99	1	1
80-89	1	1
70-79	4	4
60-69	0	0
50-59	3	2
40-49	7	1
30-39	14	1
20-29	47	9

Long Plays By Type	No.	TD
Rushing	13	6
Passing	47	13
Punt returns	3	0
Kick returns	11	0
Interceptions	3	0
Fumble returns	0	0
Other	0	0
TOTAL	77	19

25-YARD PLUS BY PLAYER

Player	No.	TD	R	P	KR	PR	IR	FR
Sheffield,DT	19	7	1	10	5	3	0	0
Ward Jr.,Damon	8	2	0	8	0	0	0	0
Young,Wyatt	6	2	0	6	0	0	0	0
Carnes,Dalton	6	0	0	6	0	0	0	0
Price,Juwaun	5	0	0	0	5	0	0	0
Conwright,Blair	4	2	0	4	0	0	0	0
Porter,Shane	4	0	4	0	0	0	0	0
McGill II,Makenzie	3	2	3	0	0	0	0	0
Aaron,Jeremiah	3	0	0	3	0	0	0	0
Sides,Landon	3	0	0	3	0	0	0	0
Coleman,Miles	3	0	0	3	0	0	0	0
Morris,Chandler	2	2	2	0	0	0	0	0
Rempert,Nick	2	1	0	2	0	0	0	0
Harris,Damashja	2	1	1	0	1	0	0	0
Nelson II,Brian	2	0	0	0	0	0	2	0
Hammond,Oscar	2	0	0	2	0	0	0	0
Mestemaker,Drew	1	0	1	0	0	0	0	0
Jackson,Evan	1	0	0	0	0	0	1	0
Evans,Zach	1	0	1	0	0	0	0	0
TOTAL	77	19	13	47	11	3	3	0

LONGEST PLAYS OF THE YEAR

Rushing

80 Harris,Damashja vs SFA (9/7/2024)

Rushing Touchdown

80 Harris,Damashja vs SFA (9/7/2024)

Passing

96 Conwright,Blair from Morris,Chandler vs Tulsa (9/28/2024)

Passing Touchdown

96 Conwright,Blair from Morris,Chandler vs Tulsa (9/28/2024)

Punt Return

27 Sheffield,DT vs Fla. Atlantic (10/12/2024)

Kick Return

50 Price,Juwaun vs SFA (9/7/2024)

Interception Return

27 Jackson,Evan vs Tulsa (9/28/2024)

Fumble Return

None

Punt

56 Evans,Sawyer vs Memphis (10/19/2024)

Field Goal

46 Nguma,Kali vs Fla. Atlantic (10/12/2024)

UNT FOOTBALL 2024

OVERALL: 5-4 (HOME 3-2, ROAD 2-2, NEUTRAL 0-0) | AAC: 2-3 (HOME 1-2, ROAD 1-1, NEUTRAL 0-0)

UNT SCORING DRIVES

OPPONENT	PLAYS	YDS	DRIVE TIME	DRIVE START	QTR/ CLOCK	PLAY
South Alabama	15	79	5:18	1Q/14:55	1Q/9:37	Morris 2 yd rush
South Alabama	7	79	2:06	2Q/14:49	2Q/12:43	Ward 3 yd pass from Morris
South Alabama	3	66	0:47	3Q/14:10	3Q/13:23	Conwright 25 yd pass from Morris
South Alabama	5	50	2:16	3Q/12:30	3Q/10:14	Morris 1 yd rush
South Alabama	4	69	1:35	3Q/5:11	3Q/3:36	Ward 54 yd pass from Morris
South Alabama	-	-	-	-	3Q/2:40	Garnett 0 yd punt block return
South Alabama	10	76	4:57	4Q/13:25	4Q/8:28	Ragsdale 3 yd rush
South Alabama	7	28	1:46	4Q/4:39	4Q/2:53	Nguma 30 yd FG
SFA	5	75	1:35	1Q/11:26	1Q/9:51	Sheffield 51 yd pass from Morris
SFA	10	81	3:23	1Q/8:50	1Q/5:27	Sheffield 2 yd pass from Morris
SFA	4	44	1:34	2Q/1:49	2Q/0:15	Sheffield 28 yd pass from Morris
SFA	10	74	4:04	3Q/13:01	3Q/8:57	Hammond 7 yd pass from Morris
SFA	3	90	1:06	3Q/0:22	4Q/14:16	Harris 80 yd rush
Texas Tech	1	75	0:07	1Q/5:12	1Q/5:05	Young, W. 75 yd pass from Morris
Texas Tech	4	18	0:58	3Q/10:07	3Q/9:09	Aaron 15 yd pass from Morris
Texas Tech	8	75	3:31	4Q/12:50	4Q/9:19	Porter 1 yd rush
Wyoming	7	75	2:36	1Q/9:54	1Q/7:18	Sheffield 29 yd pass from Morris
Wyoming	14	80	4:47	1Q/3:59	2Q/14:12	Nguma 23 yd FG
Wyoming	8	75	4:09	2Q/10:03	2Q/5:54	Conwright 19 yd pass from Morris
Wyoming	7	76	0:53	2Q/2:10	2Q/1:17	McGill 4 yd rush
Wyoming	8	48	1:03	2Q/1:03	2Q/0:00	Nguma 45 yd FG
Wyoming	6	35	2:07	3Q/12:17	3Q/10:10	McGill 2 yd rush
Wyoming	7	92	3:55	3Q/9:12	3Q/5:17	McGill 24 yd rush
Wyoming	7	20	5:01	4Q/7:08	4Q/2:07	Nguma 34 yd FG
Tulsa	2	99	0:37	2Q/5:24	2Q/4:47	Conwright 96 yd pass from Morris
Tulsa	6	40	2:00	2Q/3:56	2Q/1:56	Nguma 27 yd FG
Tulsa	1	1	0:05	2Q/1:33	2Q/1:28	Young, W. 1 yd rush
Tulsa	2	41	0:15	2Q/0:21	2Q/0:06	Young, W. 26 yd pass from Morris
Tulsa	8	64	2:49	3Q/14:54	3Q/12:05	Sheffield 27 yd pass from Morris
Tulsa	4	80	1:32	3Q/10:03	3Q/8:31	Carnes 14 yd pass from Morris
Tulsa	11	99	4:58	3Q/6:30	3Q/1:32	Sibley 9 yd pass from Morris
Tulsa	1	75	0:12	4Q/12:47	4Q/12:35	McGill II 75 yd rush
Florida Atlantic	14	75	4:31	1Q/15:00	1Q/10:29	Carnes 19 yd pass from Morris
Florida Atlantic	1	25	0:08	1Q/5:19	1Q/5:11	Rempert 25 yd pass from Morris
Florida Atlantic	6	47	2:54	2Q/7:34	2Q/4:40	Nguma 46 yd FG
Florida Atlantic	7	65	2:40	3Q/12:01	3Q/9:21	McGill II 3 yd rush
Florida Atlantic	10	58	4:34	3Q/4:59	3Q/0:25	Nguma 40 yd FG
Florida Atlantic	8	75	1:43	4Q/4:21	4Q/2:38	Sheffield 8 yd pass from Morris
Florida Atlantic	5	58	0:45	4Q/1:43	4Q/0:58	Sheffield 3 yd pass from Morris
Memphis	1	75	0:11	1Q/11:05	1Q/10:54	Sheffield 75 yd rush
Memphis	1	75	0:10	1Q/7:05	1Q/6:55	Sheffield 75 yd pass from Morris
Memphis	6	71	2:36	1Q/5:22	1Q/2:46	Porter 10 yd rush
Memphis	9	62	1:02	2Q/1:02	2Q/0:00	Nguma 34 yd FG
Memphis	11	65	4:29	3Q/7:01	3Q/2:32	Sheffield 9 yd pass from Morris
Memphis	6	75	1:34	3Q/0:33	4Q/13:59	Morris 49 yd rush
Memphis	10	75	2:29	4Q/5:17	4Q/2:48	Conwright 9 yd pass from Morris
Tulane	9	60	3:33	1Q/7:45	1Q/4:12	Nguma 43 yd FG
Tulane	5	57	2:08	2Q/12:09	2Q/10:01	Ward Jr. 26 yd pass from Morris
Tulane	4	47	0:43	2Q/12:09	2Q/10:01	Sheffield 30 yd pass from Morris
Tulane	7	75	2:11	3Q/8:06	3Q/5:55	Morris 20 yd run
Tulane	19	80	7:20	4Q/11:43	4Q/4:23	McGill II 2 yd run
Tulane	11	90	1:47	4Q/2:28	4Q/0:41	Ward Jr. 10 yd pass from Morris
Army	18	62	6:50	1Q/15:00	1Q/8:10	Nguma 31 yd FG

DRIVES SUPERLATIVES

MOST PLAYS:	19, vs. Tulane (TD)	FEWEST PLAYS:	1, 6x, last at Memphis (TD)
MOST YARDS:	99, 2x, last vs. Tulsa (TD)	FEWEST YARDS:	1, vs. Tulsa (TD)
LONGEST TIME:	7:20, vs. Tulane (TD)	SHORTEST TIME:	0:05, vs. Tulsa (TD)

OPPONENT SCORING DRIVES

TEAM	PLAYS	YDS	DRIVE TIME	DRIVE START	QTR/ CLOCK	PLAY
South Alabama	8	57	3:34	1Q/9:32	1Q/5:58	Marjan 39 yd FG
South Alabama	7	72	2:13	1Q/2:08	2Q/14:55	Lopez 8 yd rush
South Alabama	8	61	3:04	2Q/12:43	2Q/9:39	Marjan 32 yd FG
South Alabama	12	83	3:55	2Q/8:19	2Q/4:24	Bothwell 13 yd rush
South Alabama	9	75	4:59	3Q/10:14	3Q/5:15	Pritchett 26 yd pass from Lopez
South Alabama	9	75	4:09	3Q/2:40	4Q/13:31	Sandgren 21 yd pass from Lopez
South Alabama	10	75	3:49	4Q/8:28	4Q/4:39	Eager 23 yd pass from Lopez
SFA	4	-12	2:00	1Q/13:26	1Q/11:26	Campos 40 yd FG
SFA	-	-	-	-	1Q/2:08	Brown, Jer. 70 yd INT return
SFA	6	62	2:10	2Q/12:00	2Q/9:50	Davis 33 yd pass from Vidlak
SFA	5	31	1:11	3Q/7:58	3Q/6:47	Campos 21 yd FG
Texas Tech	8	56	3:04	1Q/13:21	1Q/10:17	Kelly 10 yd pass from Morton
Texas Tech	8	65	3:55	1Q/5:24	1Q/5:12	Garcia 25 yd FG
Texas Tech	9	75	4:13	1Q/5:12	1Q/0:52	Brooks 21 yd rush
Texas Tech	2	80	0:40	2Q/11:02	2Q/10:22	Eakin 70 yd pass from Morton
Texas Tech	-	-	-	-	2Q/9:50	Lux 44 yd INT return
Texas Tech	1	25	0:13	2Q/9:43	2Q/9:30	Morton 10 yd rush
Texas Tech	4	75	1:41	2Q/7:46	2Q/6:05	Miller II 45 yd pass from Morton
Texas Tech	6	30	2:47	2Q/5:55	2Q/3:08	Conyers 10 yd pass from Morton
Texas Tech	4	43	1:27	3Q/5:33	3Q/4:06	Williams 3 yd rush
Texas Tech	9	79	4:35	3Q/2:25	4Q/12:50	Dickey 1 yd rush
Wyoming	11	62	5:06	1Q/15:00	1Q/9:54	Hoyland 30 yd FG
Wyoming	8	75	3:39	2Q/5:54	2Q/2:15	Scott 41 yd pass from Svoboda
Wyoming	-	-	-	-	2Q/1:03	King 100 yd KO return
Tulsa	11	58	3:03	1Q/3:03	2Q/14:12	Morgan 22 yd FG
Tulsa	11	48	3:45	3Q/1:32	4Q/12:47	Morgan 45 yd FG
Tulsa	9	82	4:57	4Q/12:26	4Q/7:29	Wright, J. 18 yd pass from Legas
Tulsa	12	71	3:31	4Q/3:37	4Q/0:06	Vaughn 5 yd pass from Carpenter
Florida Atlantic	7	75	3:51	1Q/10:29	1Q/6:38	Hayes 14 yd pass from Fancher
Florida Atlantic	11	71	5:45	1Q/5:04	2Q/14:19	Suarez 26 yd FG
Florida Atlantic	10	73	5:28	2Q/13:02	2Q/7:34	Sullivan 28 yd pass from Fancher
Florida Atlantic	9	75	3:13	2Q/4:33	2Q/1:20	Smith Jr. 5 yd pass from Fancher
Florida Atlantic	5	38	0:28	2Q/0:30	2Q/0:02	Suarez 32 yd FG
Florida Atlantic	1	12	0:07	3Q/1:32	3Q/5:06	Campbell Jr. 12 yd rush
Florida Atlantic	7	18	3:41	4Q/8:02	4Q/4:21	Suarez 32 yd FG
Memphis	9	75	3:55	1Q/15:00	1Q/11:05	Henigan 4 yd rush
Memphis	7	75	3:49	1Q/10:54	1Q/7:05	Anderson Jr. 5 yd rush
Memphis	10	79	4:34	1Q/2:41	2Q/13:07	Thomas 1 yd rush
Memphis	1	42	0:08	2Q/7:49	2Q/7:41	Anderson Jr. 42 yd rush
Memphis	4	75	1:59	3Q/2:32	3Q/0:33	Blankumsee 62 yd pass from Henigan
Memphis	8	65	4:36	4Q/13:59	4Q/9:23	Anderson Jr. 4 yd rush
Memphis	5	70	2:47	4Q/8:04	4Q/5:17	Anderson Jr. 5 yd rush
Memphis	6	19	1:43	4Q/2:48	4Q/1:05	Vandenberg 43 yd FG
Tulane	7	44	3:46	1Q/11:36	1Q/7:50	Williams, M. 9 yd pass from Mensah
Tulane	4	75	2:05	1Q/4:12	1Q/2:07	Brown, Y. 30 yd pass from Mensah
Tulane	2	28	0:44	1Q/2:00	1Q/1:16	Thompson, Ty 17 yd run
Tulane	7	69	4:11	2Q/10:01	2Q/5:50	Hughes 2 yd run
Tulane	6	43	0:53	2Q/1:21	2Q/0:28	Barnes, Jacob 47 yd FG
Tulane	7	72	3:44	3Q/11:50	3Q/8:06	Bauman 14 yd pass from Mensah
Tulane	1	11	0:05	3Q/3:07	3Q/3:02	Brown, Y. 11 yd run
Army	9	48	5:47	1Q/8:09	1Q/2:22	Daily 10 yd run
Army	21	94	13:46	3Q/10:38	4Q/11:44	Daily 2 yd run

DRIVES SUPERLATIVES

MOST PLAYS:	21, vs. Army (TD)	FEWEST PLAYS:	1, 4x, last vs. Tulane (TD)
MOST YARDS:	94, vs. Army (TD)	FEWEST YARDS:	-12, vs. SFA (FG)
LONGEST TIME:	13:46, vs. Army (TD)	SHORTEST TIME:	0:05, vs. Tulane (TD)

UNT FOOTBALL 2024

OVERALL: 5-4 (HOME 3-2, ROAD 2-2, NEUTRAL 0-0) | AAC: 2-3 (HOME 1-2, ROAD 1-1, NEUTRAL 0-0)

Team Game-By-Game

Date	Opponent	Rushing				Receiving				Passing				Kick Returns				Punt Returns				tot off
		no.	yds	td	lg	no.	yds	td	lg	cmp-att-int	yds	td	lg	no.	yds	td	lg	no.	yds	td	lg	
08/31/2024	at South Alabama	34	104	3	13	33	446	3	54	33-42-0	446	3	54	7	145	0	38	2	24	1	18	550
09/07/2024	SFA	33	182	1	80	26	322	4	51	26-44-3	322	4	51	2	74	0	50	1	-2	0	0	504
09/14/2024	at Texas Tech	33	135	1	21	17	218	2	75	17-31-3	218	2	75	2	43	0	23	3	47	0	20	353
09/21/2024	Wyoming	32	216	3	40	30	318	2	34	30-43-0	318	2	34	1	24	0	24	3	30	0	20	534
09/28/2024	Tulsa	26	179	2	75	22	439	5	96	22-34-0	439	5	96	1	21	0	21	2	16	0	15	618
10/12/2024	at Fla. Atlantic	26	148	1	34	27	336	4	39	27-45-1	336	4	39	3	52	0	21	1	27	0	27	484
10/19/2024	at Memphis	33	208	3	75	36	445	3	75	36-64-1	445	3	75	1	16	0	16	0	0	0	0	653
10/26/2024	Tulane	25	76	2	20	38	449	3	44	38-57-0	449	3	44	2	39	0	24	1	16	0	16	525
11/09/2024	Army West Point	18	69	0	16	24	214	0	28	24-37-2	214	0	28	1	16	0	16	0	0	0	0	283
North Texas		260	1317	16	80	253	3187	26	96	253-397-10	3187	26	96	20	430	0	50	13	158	1	27	4504
Opponents		366	1712	18	53	163	2188	18	70	163-280-7	2188	18	70	14	265	1	100	5	6	0	12	3900

North Texas Averages

Games	Avg/ rush	Avg/ catch	Pass effic	KR avg	PR avg	All purpose avg/game	Total offense avg/game
9	5.1	12.6	147.7	21.5	12.2	574.6	500.4

Date	Opponent	Tackles			Sacks	Fumble	Pass Defense			blkd	PAT attempts			off					
		ua	a	total	tfl-yds	no-yds	ff	fr	yds	qbh	brup	kick	kick	rush	rcv	saf	t/o	pts	
08/31/2024	at South Alabama	26	40	66	3.0-11	2-10	0	0-0	0-0	6	3	1	7-7	0	0	0	0	0	52
09/07/2024	SFA	31	28	59	3.0-22	2-19	0	0-0	1-0	14	5	0	5-5	0	0	0	0	0	35
09/14/2024	at Texas Tech	40	30	70	9.0-25	1-11	1	0-0	1-23	1	3	0	3-3	0	0	0	7	21	
09/21/2024	Wyoming	28	30	58	4.0-18	1-5	0	0-0	0-0	7	3	0	5-5	0	0	0	0	44	
09/28/2024	Tulsa	47	30	77	6.0-18	2-12	0	0-0	2-27	5	3	1	7-7	0	0	0	7	52	
10/12/2024	at Fla. Atlantic	39	30	69	7.0-18	3-9	0	1-0	1-0	1	2	0	5-5	0	0	0	7	41	
10/19/2024	at Memphis	34	20	54	5.0-15	2-6	0	0-0	0-0	1	2	0	5-5	0	0	0	0	44	
10/26/2024	Tulane	29	44	73	3.0-6	1-4	0	0-0	1-6	0	0	0	4-4	0	0	0	7	37	
11/09/2024	Army West Point	43	30	73	3.0-12	1-10	1	1-0	1-23	1	0	0	0-0	0	0	0	0	3	
North Texas		317	282	599	43.0-145	15-86	2	2-0	7-79	36	21	2	41-41	0	0	0	28	329	
Opponents		335	224	559	49.0-162	11-66	5	4-0	10-193	28	26	0	34-35	0	1	0	48	309	

Date	Opponent	Punting								Field Goals			Kickoffs					
		no.	yds	avg	long	blkd	tb	fc	50+	i20	md-att	long	blkd	no.	yds	avg	tb	ob
08/31/2024	at South Alabama	1	51	51.0	51	0	0	0	1	1	1-2	30	0	9	582	64.7	8	0
09/07/2024	SFA	6	226	37.7	50	0	0	5	1	1	0-0	0	0	6	383	63.8	5	0
09/14/2024	at Texas Tech	6	257	42.8	48	0	0	2	0	1	0-1	0	0	4	260	65.0	4	0
09/21/2024	Wyoming	3	115	38.3	44	0	0	2	0	1	3-3	45	0	8	482	60.3	3	0
09/28/2024	Tulsa	4	162	40.5	43	0	0	3	0	1	1-1	27	0	9	549	61.0	7	0
10/12/2024	at Fla. Atlantic	2	84	42.0	44	0	0	1	0	0	2-2	46	0	8	492	61.5	1	1
10/19/2024	at Memphis	4	175	43.8	52	0	0	3	1	0	1-1	34	0	6	357	59.5	4	1
10/26/2024	Tulane	3	134	44.7	49	0	0	2	0	1	1-1	43	0	7	286	40.9	3	0
11/09/2024	Army West Point	1	48	48.0	48	0	0	0	0	1	1-1	31	0	1	38	38.0	0	0
North Texas		30	1252	41.7	52	0	0	18	3	7	10-12	46	0	58	3429	59.1	35	2
Opponents		38	1549	40.8	63	2	2	13	10	14	13-15	47	0	61	3775	61.9	35	3

UNT FOOTBALL 2024

OVERALL: 5-4 (HOME 3-2, ROAD 2-2, NEUTRAL 0-0) | AAC: 2-3 (HOME 1-2, ROAD 1-1, NEUTRAL 0-0)

Opponents Game-By-Game

Date	Opponent	Rushing				Receiving				Passing				Kick Returns				Punt Returns				tot off		
		no.	yds	td	lg	no.	yds	td	lg	cmp	att	int	yds	td	lg	no.	yds	td	lg	no.	yds		td	lg
08/31/2024	at South Alabama	33	150	2	13	26	432	3	52	26	49	0	432	3	52	1	19	0	19	0	0	0	0	582
09/07/2024	SFA	31	67	0	14	20	181	1	33	20	39	1	181	1	33	0	0	0	0	0	0	0	0	248
09/14/2024	at Texas Tech	37	232	4	37	24	354	4	70	24	34	1	354	4	70	0	0	0	0	2	-6	0	0	586
09/21/2024	Wyoming	32	69	0	8	15	175	1	41	15	28	0	175	1	41	3	130	1	100	0	0	0	0	244
09/28/2024	Tulsa	47	229	0	28	20	186	2	27	20	44	2	186	2	27	2	18	0	12	1	12	0	12	415
10/12/2024	at Fla. Atlantic	43	168	1	31	22	351	3	52	22	31	1	351	3	52	3	61	0	25	1	1	0	1	519
10/19/2024	at Memphis	32	207	6	53	24	319	1	62	24	38	0	319	1	62	1	21	0	21	1	-1	0	3	526
10/26/2024	Tulane	47	297	3	41	10	175	3	45	10	13	1	175	3	45	3	6	0	6	0	0	0	0	472
11/09/2024	Army West Point	64	293	2	20	2	15	0	8	2	4	1	15	0	8	1	10	0	10	0	0	0	0	308
Opponents		366	1712	18	53	163	2188	18	70	163	280	7	2188	18	70	14	265	1	100	5	6	0	12	3900
North Texas		260	1317	16	80	253	3187	26	96	253	397	10	3187	26	96	20	430	0	50	13	158	1	27	4504

Opponents Averages

Games	Avg/ rush	Avg/ catch	Pass effc	KR avg	PR avg	All purpose avg/game	Total offense avg/game
9	4.7	13.4	140.1	18.9	1.2	484.9	433.3

Date	Opponent	Tackles			Sacks	Fumble	Pass Defense			blkd	PAT attempts			off				
		ua	a	total	tfl-yds	no-yds	ff	fr	yds	qbh	brup	kick	kick	rush	rcv	saf	t/o	pts
08/31/2024	at South Alabama	27	56	83	1.0-1	0-0	0	0-0	0-0	1	2	0	2-2	0	0	0	0	38
09/07/2024	SFA	38	26	64	10.0-39	3-20	0	1-0	3-117	6	3	0	2-2	0	0	0	13	20
09/14/2024	at Texas Tech	38	28	66	5.0-15	1-3	0	0-0	3-46	3	1	0	9-9	0	0	0	21	66
09/21/2024	Wyoming	43	20	63	3.0-14	0-0	0	0-0	0-0	6	2	0	2-2	0	0	0	0	17
09/28/2024	Tulsa	29	20	49	6.0-21	2-11	0	0-0	0-0	2	2	0	2-2	0	0	0	0	20
10/12/2024	at Fla. Atlantic	33	28	61	5.0-11	1-6	1	0-0	1-30	3	4	0	4-4	0	0	0	7	37
10/19/2024	at Memphis	42	16	58	10.0-33	2-13	2	1-0	1-0	5	6	0	7-7	0	0	0	0	52
10/26/2024	Tulane	49	16	65	5.0-17	1-10	2	2-0	0-0	2	3	0	4-5	0	1	0	7	45
11/09/2024	Army West Point	36	14	50	4.0-11	1-3	0	0-0	2-0	0	3	0	2-2	0	0	0	0	14
Opponents		335	224	559	49.0-162	11-66	5	4-0	10-193	28	26	0	34-35	0	1	0	48	309
North Texas		317	282	599	43.0-145	15-86	2	2-0	7-79	36	21	2	41-41	0	0	0	28	329

Date	Opponent	Punting								Field Goals			Kickoffs					
		no.	yds	avg	long	blkd	tb	fc	50+	i20	md-att	long	blkd	no.	yds	avg	tb	ob
08/31/2024	at South Alabama	3	88	29.3	47	1	0	0	0	0	2-2	39	0	8	414	51.8	0	1
09/07/2024	SFA	6	246	41.0	50	0	0	5	1	2	2-2	40	0	5	315	63.0	3	0
09/14/2024	at Texas Tech	4	182	45.5	52	0	0	0	2	2	1-1	25	0	11	719	65.4	9	0
09/21/2024	Wyoming	6	232	38.7	53	0	0	1	2	2	1-1	30	0	4	260	65.0	3	0
09/28/2024	Tulsa	6	218	36.3	54	1	1	0	2	2	2-2	45	0	5	293	58.6	3	1
10/12/2024	at Fla. Atlantic	2	93	46.5	48	0	0	0	0	1	3-4	32	0	8	497	62.1	4	1
10/19/2024	at Memphis	6	254	42.3	45	0	0	5	0	2	1-2	43	0	9	579	64.3	8	0
10/26/2024	Tulane	4	192	48.0	63	0	1	1	3	2	1-1	47	0	8	505	63.1	3	0
11/09/2024	Army West Point	1	44	44.0	44	0	0	1	0	1	0-0	0	0	3	193	64.3	2	0
Opponents		38	1549	40.8	63	2	2	13	10	14	13-15	47	0	61	3775	61.9	35	3
North Texas		30	1252	41.7	52	0	0	18	3	7	10-12	46	0	58	3429	59.1	35	2

UNT FOOTBALL 2024

OVERALL: 5-4 (HOME 3-2, ROAD 2-2, NEUTRAL 0-0) | AAC: 2-3 (HOME 1-2, ROAD 1-1, NEUTRAL 0-0)

North Texas - Game Highs

RUSHES	34	at South Alabama (08/31/2024)
YARDS RUSHING	216	Wyoming (09/21/2024)
YARDS PER RUSH	6.9	Tulsa (09/28/2024)
TD RUSHES	3	at Memphis (10/19/2024)
	3	Wyoming (09/21/2024)
	3	at South Alabama (08/31/2024)
PASS ATTEMPTS	64	at Memphis (10/19/2024)
PASS COMPLETIONS	38	Tulane (10/26/2024)
YARDS PASSING	449	Tulane (10/26/2024)
YARDS PER PASS	12.9	Tulsa (09/28/2024)
TD PASSES	5	Tulsa (09/28/2024)
TOTAL PLAYS	97	at Memphis (10/19/2024)
TOTAL OFFENSE	653	at Memphis (10/19/2024)
YARDS PER PLAY	10.3	Tulsa (09/28/2024)
POINTS	52	Tulsa (09/28/2024)
	52	at South Alabama (08/31/2024)
SACKS BY	3	at Fla. Atlantic (10/12/2024)
FIRST DOWNS	32	at Memphis (10/19/2024)
PENALTIES	15	SFA (09/07/2024)
PENALTY YARDS	130	Tulsa (09/28/2024)
TURNOVERS	4	SFA (09/07/2024)
PUNTS	6	at Texas Tech (09/14/2024)
	6	SFA (09/07/2024)
PUNTING AVG	51.0	at South Alabama (08/31/2024)
LONG PUNT	52	at Memphis (10/19/2024)
PUNTS INSIDE 20	1	Army West Point (11/09/2024)
	1	Tulane (10/26/2024)
	1	Tulsa (09/28/2024)
	1	Wyoming (09/21/2024)
	1	at Texas Tech (09/14/2024)
	1	SFA (09/07/2024)
	1	at South Alabama (08/31/2024)
LONG PUNT RETURN	27	at Fla. Atlantic (10/12/2024)

UNT FOOTBALL 2024

OVERALL: 5-4 (HOME 3-2, ROAD 2-2, NEUTRAL 0-0) | AAC: 2-3 (HOME 1-2, ROAD 1-1, NEUTRAL 0-0)

North Texas - Individual Game Highs

RUSHES	14	Ikaika Ragsdale at South Alabama (08/31/2024)
YARDS RUSHING	142	Damashja Harris vs SFA (09/07/2024)
TD RUSHES	3	Makenzie McGill II vs Wyoming (09/21/2024)
LONG RUSH	80	Damashja Harris vs SFA (09/07/2024)
PASS ATTEMPTS	61	Chandler Morris at Memphis (10/19/2024)
PASS COMPLETIONS	38	Chandler Morris vs Tulane (10/26/2024)
YARDS PASSING	449	Chandler Morris vs Tulane (10/26/2024)
TD PASSES	5	Chandler Morris vs Tulsa (09/28/2024)
LONG PASS	96	Chandler Morris vs Tulsa (09/28/2024)
RECEPTIONS	12	Damon Ward Jr. at South Alabama (08/31/2024)
YARDS RECEIVING	230	Damon Ward Jr. at South Alabama (08/31/2024)
TD RECEPTIONS	3	DT Sheffield vs SFA (09/07/2024)
LONG RECEPTION	96	Blair Conwright vs Tulsa (09/28/2024)
PUNTS	6	Sawyer Evans at Texas Tech (09/14/2024)
	6	Sawyer Evans vs SFA (09/07/2024)
PUNTING AVG	51.0	Sawyer Evans at South Alabama (08/31/2024)
LONG PUNT	52	Sawyer Evans at Memphis (10/19/2024)
PUNTS INSIDE 20	1	Sawyer Evans vs Army West Point (11/09/2024)
	1	Sawyer Evans vs Tulane (10/26/2024)
	1	Sawyer Evans vs Tulsa (09/28/2024)
	1	Sawyer Evans vs Wyoming (09/21/2024)
	1	Sawyer Evans at Texas Tech (09/14/2024)
	1	Sawyer Evans vs SFA (09/07/2024)
	1	Sawyer Evans at South Alabama (08/31/2024)
LONG PUNT RETURN	27	DT Sheffield at Fla. Atlantic (10/12/2024)
LONG KICKOFF RETURN	50	Juwaun Price vs SFA (09/07/2024)
TACKLES	12	Jayden Hill vs Army West Point (11/09/2024)
SACKS	2	Roderick Brown at South Alabama (08/31/2024)
TACKLES FOR LOSS	2	Roderick Brown at South Alabama (08/31/2024)

GAME-BY-GAME OFFENSIVE STARTERS

OPPONENT	Z	Y	X	H	RB	QB	LT	LG	C	RG	RT
at South Alabama	Ward Jr.	Sheffield	Conwright	Hammond (TE)	Ragsdale	Morris	Lee	Asenuga	Duncan	Peterson	Moore III
SFA	Ward Jr.	Sheffield	Conwright	Young, W.	Price	Morris	Lee	Asenuga	Mercer	Peterson	Moore III
at Texas Tech	Ward Jr.	Sheffield	Conwright	Young, W.	Carnes (H)	Morris	Lee	Asenuga	Duncan	Nelson	Moore III
Wyoming	Ward Jr.	Sheffield	Carnes	Sides	Porter	Morris	Moore III	Asenuga	Duncan	Nelson	Peterson
Tulsa	Rempert	Sheffield	Carnes	Hammond (TE)	Porter	Morris	Moore III	Asenuga	Duncan	Nelson	Peterson
at Florida Atlantic	Rempert	Sheffield	Carnes	Hammond (TE)	Porter	Morris	Moore III	Asenuga	Duncan	Nelson	Peterson
at Memphis	Rempert	Sheffield	Carnes	Young Jr. (TE)	Porter	Morris	Nelson	Asenuga	Mercer	Dickson III	Duncan
Tulane	Ward Jr.	Sheffield	Carnes	Hammond (TE)	Sibley	Morris	Duncan	Dickson III	Mercer	Nelson	Peterson
Army	Ward Jr.	Sheffield	Carnes	Young, W.	Porter	Morris	Nelson	Asenuga	Duncan	Dickson III	Peterson
at UTSA											
East Carolina											
at Temple											

GAME-BY-GAME DEFENSIVE STARTERS

OPPONENT	DE	NOSE	LEO/DT	SLB	MLB	WLB	BANDIT	FS	BS	CB	CB
at South Alabama	Vailea II	Brown, R.	Dawkins	Smith, Jaylen	Brown, J.	Wesloski	Guillory Jr. (Star)	Jackson	Hill	Texada	Nelson II
SFA	Vailea II	Brown, R.	Dawkins	Smith, Jaylen	Brown, J.	Wesloski	Anderson (Star)	Jackson	Hill	Texada	Starling
at Texas Tech	Vailea II	Brown, R.	Shiplee	Smith, Jaylen	Brown, J.	Wesloski	Anderson (Star)	Jackson	Hill	Texada	Starling
Wyoming	Dawkins	Brown, R.	Shiplee	Smith, Jaylen	Brown, C.	Wesloski	Whitter	Jackson	Hill	Texada	Starling
Tulsa	Vailea II	Brown, R.	Shiplee	Smith, Jaylen	Brown, C.	Wesloski	Whitter	Jackson	Hill	Texada	Starling
at Florida Atlantic	Charles	Brown, R.	Shiplee	Smith, Jaylen	Brown, C.	Wesloski	Whitter	Jackson	Hill	Texada	Nelson II
at Memphis	Vailea II	Brown, R.	Dawkins	Smith, Jaylen	Brown, J.	Wesloski	Whitter	Jackson	Hill	Texada	Nelson II
Tulane	Dawkins	Brown, R.	Shiplee	Smith, Jaylen	Brown, J.	Wesloski	Whitter	Hammonds	Lewis	Texada	Nelson II
Army	Dawkins	Brown, R.	Shiplee	Smith, Jaylen	Brown, J.	Wesloski	Vailea II (DT)	Jackson	Hill	Texada	Nelson II
at UTSA											
East Carolina											
at Temple											

UNT FOOTBALL 2024

OVERALL: 5-4 (HOME 3-2, ROAD 2-2, NEUTRAL 0-0) | AAC: 2-3 (HOME 1-2, ROAD 1-1, NEUTRAL 0-0)

3rd-Down Conversions

Date	Opponent	Score	Overall	1st Qtr	2nd Qtr	3rd Qtr	4th Qtr	Overtime
08/31/2024	at South Alabama	W 52-38	8-12 66.7	4-5 80.0	0-2 0.0	1-1 100.0	3-4 75.0	0-0 0.0
09/07/2024	SFA	W 35-20	3-14 21.4	1-4 25.0	0-4 0.0	1-3 33.3	1-3 33.3	0-0 0.0
09/14/2024	at Texas Tech	L 21-66	4-14 28.6	0-2 0.0	0-4 0.0	0-4 0.0	4-4 100.0	0-0 0.0
09/21/2024	Wyoming	W 44-17	4-14 28.6	2-4 50.0	0-3 0.0	1-4 25.0	1-3 33.3	0-0 0.0
09/28/2024	Tulsa	W 52-20	3-10 30.0	0-3 0.0	0-3 0.0	3-3 100.0	0-1 0.0	0-0 0.0
10/12/2024	at Fla. Atlantic	W 41-37	4-12 33.3	0-3 0.0	0-3 0.0	1-2 50.0	3-4 75.0	0-0 0.0
10/19/2024	at Memphis	L 44-52	9-20 45.0	0-0 0.0	4-8 50.0	3-6 50.0	2-6 33.3	0-0 0.0
10/26/2024	Tulane	L 37-45	4-14 28.6	1-3 33.3	0-2 0.0	2-5 40.0	1-4 25.0	0-0 0.0
11/09/2024	Army West Point	L 3-14	4-11 36.4	2-6 33.3	0-2 0.0	0-1 0.0	2-2 100.0	0-0 0.0
North Texas			43-121 35.5	10-30 33.3	4-31 12.9	12-29 41.4	17-31 54.8	0-0 0.0
Opponents			54-131 41.2	13-26 50.0	17-38 44.7	6-31 19.4	18-36 50.0	0-0 0.0

4th-Down Conversions

Date	Opponent	Score	Overall	1st Qtr	2nd Qtr	3rd Qtr	4th Qtr	Overtime
08/31/2024	at South Alabama	W 52-38	0-1 0.0	0-0 0.0	0-1 0.0	0-0 0.0	0-0 0.0	0-0 0.0
09/07/2024	SFA	W 35-20	2-2 100.0	1-1 100.0	0-0 0.0	1-1 100.0	0-0 0.0	0-0 0.0
09/14/2024	at Texas Tech	L 21-66	2-3 66.7	0-0 0.0	1-1 100.0	1-2 50.0	0-0 0.0	0-0 0.0
09/21/2024	Wyoming	W 44-17	4-4 100.0	2-2 100.0	1-1 100.0	1-1 100.0	0-0 0.0	0-0 0.0
09/28/2024	Tulsa	W 52-20	0-2 0.0	0-1 0.0	0-0 0.0	0-0 0.0	0-1 0.0	0-0 0.0
10/12/2024	at Fla. Atlantic	W 41-37	2-4 50.0	2-2 100.0	0-1 0.0	0-0 0.0	0-1 0.0	0-0 0.0
10/19/2024	at Memphis	L 44-52	3-6 50.0	0-0 0.0	0-2 0.0	1-2 50.0	2-2 100.0	0-0 0.0
10/26/2024	Tulane	L 37-45	4-5 80.0	0-0 0.0	0-1 0.0	1-2 50.0	3-2 150.0	0-0 0.0
11/09/2024	Army West Point	L 3-14	3-5 60.0	3-3 100.0	0-2 0.0	0-0 0.0	0-0 0.0	0-0 0.0
North Texas			20-32 62.5	8-9 88.9	2-9 22.2	5-8 62.5	5-6 83.3	0-0 0.0
Opponents			9-21 42.9	1-3 33.3	1-5 20.0	3-6 50.0	4-7 57.1	0-0 0.0

Time of Possession

Date	Opponent	Score	Overall	1st Qtr	2nd Qtr	3rd Qtr	4th Qtr	Overtime
08/31/2024	at South Alabama	W 52-38	29:32	09:13	07:31	04:42	08:06	00:00
09/07/2024	SFA	W 35-20	33:52	10:10	06:10	07:51	09:41	00:00
09/14/2024	at Texas Tech	L 21-66	27:29	02:56	08:56	05:20	10:17	00:00
09/21/2024	Wyoming	W 44-17	31:47	02:36	10:57	09:33	08:41	00:00
09/28/2024	Tulsa	W 52-20	23:25	04:04	05:46	09:25	04:10	00:00
10/12/2024	at Fla. Atlantic	W 41-37	23:50	05:58	05:03	07:33	05:16	00:00
10/19/2024	at Memphis	L 44-52	27:50	02:57	09:16	09:10	06:27	00:00
10/26/2024	Tulane	L 37-45	29:01	04:21	08:28	07:05	09:07	00:00
11/09/2024	Army West Point	L 3-14	18:15	06:55	05:07	00:38	05:35	00:00
North Texas			Total 245:01	49:10	67:14	61:17	67:20	00:00
			Avg. 27:13	05:28	07:28	06:49	07:29	00:00
Opponents			Total 294:51	64:24	89:12	52:39	88:36	00:00
			Avg. 32:46	07:09	09:55	05:51	09:51	00:00

UNT FOOTBALL 2024

OVERALL: 5-4 (HOME 3-2, ROAD 2-2, NEUTRAL 0-0) | AAC: 2-3 (HOME 1-2, ROAD 1-1, NEUTRAL 0-0)

North Texas Inside Opponent Red-Zone

Date	Opponent	Score	Times	Times	Total	Rush			Pass	FGs	Failed to score inside RZ					
			In RZ	Scored	Pts	TDs	TDs	TDs	Made	FGA	Down	Int	Fumb	Half	Game	
08/31/2024	at South Alabama	W 52-38	6	5	31	4	3	1	1	1	1	1	0	0	0	0
09/07/2024	SFA	W 35-20	3	2	14	2	0	2	0	0	0	0	0	0	0	1
09/14/2024	at Texas Tech	L 21-66	4	2	14	2	1	1	0	1	0	0	0	0	0	1
09/21/2024	Wyoming	W 44-17	5	5	27	3	2	1	2	2	0	0	0	0	0	0
09/28/2024	Tulsa	W 52-20	5	5	31	4	1	3	1	1	0	0	0	0	0	0
10/12/2024	at Fla. Atlantic	W 41-37	5	5	31	4	1	3	1	1	0	0	0	0	0	0
10/19/2024	at Memphis	L 44-52	5	4	23	3	1	2	1	1	0	1	0	0	0	0
10/26/2024	Tulane	L 37-45	4	4	23	3	2	1	1	1	0	0	0	0	0	0
11/09/2024	Army West Point	L 3-14	4	1	3	0	0	0	1	1	1	2	0	0	0	0
Totals 33 of 41 (80.5%)			41	33	197	25	11	14	8	9	2	3	0	0	0	2

Opponents Inside North Texas Red-Zone

Date	Opponent	Score	Times	Times	Total	Rush			Pass	FGs	Failed to score inside RZ					
			In RZ	Scored	Pts	TDs	TDs	TDs	Made	FGA	Down	Int	Fumb	Half	Game	
08/31/2024	South Alabama	W 52-38	5	5	25	3	2	1	2	2	0	0	0	0	0	0
09/07/2024	SFA	W 35-20	2	2	6	0	0	0	2	2	0	0	0	0	0	0
09/14/2024	Texas Tech	L 21-66	6	6	38	5	3	2	1	1	0	0	0	0	0	0
09/21/2024	Wyoming	W 44-17	1	1	3	0	0	0	1	1	0	0	0	0	0	0
09/28/2024	Tulsa	W 52-20	3	3	17	2	0	2	1	1	0	0	0	0	0	0
10/12/2024	Fla. Atlantic	W 41-37	6	6	30	3	1	2	3	3	0	0	0	0	0	0
10/19/2024	Memphis	L 44-52	6	5	35	5	5	0	0	1	0	0	0	0	0	0
10/26/2024	Tulane	L 37-45	5	5	35	5	3	2	0	0	0	0	0	0	0	0
11/09/2024	Army West Point	L 3-14	3	2	14	2	2	0	0	0	0	0	0	0	1	0
Totals 35 of 37 (94.6%)			37	35	203	25	16	9	10	11	0	0	0	0	1	0

UNT FOOTBALL 2024

OVERALL: 5-4 (HOME 3-2, ROAD 2-2, NEUTRAL 0-0) | AAC: 2-3 (HOME 1-2, ROAD 1-1, NEUTRAL 0-0)

##	Player	GP-GS	USA	SFA	TTU	UW	Tulsa	FAU	Mem	Tulane	ARM
0	Blair Conwright	9/3	START	START	START	XXX	XXX	XXX	XXX	XXX	XXX
1	Isheem Young	0/0
2	Juwaun Price	2/1	XXX	START
2	Evan Jackson	9/8	START	START	START	START	START	START	START	XXX	START
3	Jace Ruder	9/0	XXX	XXX	XXX	XXX	XXX	XXX	XXX	XXX	XXX
3	Cash McCollum	0/0
4	Chandler Morris	9/9	START	START	START	START	START	START	START	START	START
4	Brian Nelson II	8/5	START	XXX	XXX	...	XXX	START	START	START	START
5	Ridge Texada	9/9	START	START	START	START	START	START	START	START	START
5	Grant Tisdale	0/0
6	Lorenzo Thompson	0/0
6	Ikaika Ragsdale	2/1	START	XXX
7	Shane Whitter	8/5	XXX	XXX	XXX	START	START	START	START	START	...
7	Dalton Carnes	9/7	XXX	XXX	START	START	START	START	START	START	START
8	Jordan Brown	9/6	START	START	START	XXX	XXX	XXX	START	START	START
8	Damon Ward Jr.	6/6	START	START	START	START	START	START
9	Jake Shipley	8/6	XXX	XXX	START	START	START	START	...	START	START
9	Nick Rempert	8/3	...	XXX	XXX	XXX	START	START	START	XXX	XXX
10	Roderick Brown	9/9	START	START	START	START	START	START	START	START	START
10	DT Sheffield	9/9	START	START	START	START	START	START	START	START	START
11	Connor Henderson	0/0
11	Jeremiah Aaron	4/0	XXX	XXX	XXX	XXX
13	Miles Coleman	7/0	XXX	XXX	XXX	XXX	XXX	XXX	XXX
13	Chris Gant Jr.	1/0	XXX
14	Jayven Anderson	9/2	XXX	START	START	XXX	XXX	XXX	XXX	XXX	XXX
14	Kyle Koch	3/0	XXX	XXX	XXX
15	Fatafehi Vailea	9/6	START	START	START	XXX	START	XXX	START	XXX	START
15	Carson Woods	0/0
16	Gabe Stroud	3/0	XXX	XXX	XXX	...
16	Tom von Grote	0/0
17	Taylor Starling	9/4	XXX	START	START	START	START	XXX	XXX	XXX	XXX
17	Drew Mestemaker	4/0	XXX	XXX	XXX	XXX	...
18	Mason Ferguson	1/0	XXX
19	Victor Aderungboye	3/0	...	XXX	XXX	...	XXX
19	Jaden Pettway	0/0
20	Alphie Guillory Jr.	9/1	START	XXX	XXX	XXX	XXX	XXX	XXX	XXX	XXX
21	Jayden Hill	8/8	START	START	START	START	START	START	START	...	START
21	Kiefer Sibley	6/1	XXX	XXX	XXX	XXX	START	XXX
22	Landon Sides	8/1	...	XXX	XXX	START	XXX	XXX	XXX	XXX	XXX
22	Jaydon Smith	0/0
23	X'Avion Brice	4/0	XXX	XXX	XXX	XXX
23	Oscar Hammond	8/4	START	XXX	XXX	XXX	START	START	...	START	XXX
24	Chavez Brown	9/3	XXX	XXX	XXX	START	START	START	XXX	XXX	XXX
25	Kollin Lewis	8/1	XXX	XXX	XXX	XXX	XXX	XXX	XXX	START	...
26	Zach Evans	2/0	XXX	...	XXX
26	Kerry Williams II	4/0	XXX	...	XXX	XXX	XXX
27	Matthew Moore	6/0	XXX	XXX	XXX	XXX	XXX	...	XXX
27	Wyatt Young	9/3	XXX	START	START	XXX	XXX	XXX	XXX	XXX	START
29	Blake Ford	9/0	XXX	XXX	XXX	XXX	XXX	XXX	XXX	XXX	XXX
30	BJ Allen Jr.	4/0	XXX	XXX	XXX	XXX
30	Ashton Gray	1/0	XXX
31	Shane Porter	9/5	XXX	XXX	XXX	START	START	START	START	XXX	START
31	Hudson Emeterio	0/0
32	Ethan Wesloski	9/9	START	START	START	START	START	START	START	START	START
32	Case Peacock	0/0
34	C.J. Garnett	7/0	XXX	XXX	XXX	XXX	XXX	XXX	XXX
34	Lane Stewart	0/0
35	J.J. Jean-Louis	4/0	...	XXX	XXX	XXX	XXX
36	Jaylen Smith	9/9	START	START	START	START	START	START	START	START	START
37	Kabriel Anderson-Dale	4/0	...	XXX	XXX	XXX	XXX

UNT FOOTBALL 2024

OVERALL: 5-4 (HOME 3-2, ROAD 2-2, NEUTRAL 0-0) | AAC: 2-3 (HOME 1-2, ROAD 1-1, NEUTRAL 0-0)

##	Player	GP-GS	USA	SFA	TTU	UW	Tulsa	FAU	Mem	Tulane	ARM
38	Makenzie McGill II	9/0	XXX	XXX	XXX	XXX	XXX	XXX	XXX	XXX	XXX
38	Sultan El-Amin Jr.	0/0
39	Quinton Hammonds	9/1	XXX	XXX	XXX	XXX	XXX	XXX	XXX	START	XXX
39	Shawn Wara	0/0
40	Kali Nguma	9/0	XXX	XXX	XXX	XXX	XXX	XXX	XXX	XXX	XXX
41	Sawyer Evans	9/0	XXX	XXX	XXX	XXX	XXX	XXX	XXX	XXX	XXX
42	Harold Nash III	1/0	...	XXX
44	Damashja Harris	3/0	XXX	XXX	XXX
44	Kade Sink	0/0
45	Zhaiylen Scott	3/0	XXX	...	XXX	XXX
46	Nathan Laperi	6/0	...	XXX	XXX	XXX	XXX	XXX	...	XXX	...
47	Harrison Dempsey	1/0	XXX
47	Miguel Arenas	0/0
48	Jaedon Langley	0/0
49	Kamdon McFarland	9/0	XXX	XXX	XXX	XXX	XXX	XXX	XXX	XXX	XXX
50	Caden Yates	7/0	XXX	XXX	XXX	XXX	XXX	XXX	XXX
50	Ramon Pernas	0/0
51	Tristan Bennett	0/0
52	Jenson Walker	8/0	XXX	XXX	XXX	XXX	XXX	XXX	XXX	...	XXX
53	Blake Fann	9/0	XXX	XXX	XXX	XXX	XXX	XXX	XXX	XXX	XXX
54	Johnny Dickson III	7/3	...	XXX	XXX	...	XXX	XXX	START	START	START
56	Kaden Dees	0/0
56	Tyler Mercer	5/3	XXX	START	XXX	START	START	...
57	Austin Williams	0/0
58	Ma'Ky Lee	4/3	START	START	START	XXX
59	Christian Pettway	0/0
60	Paula Vaipulu	9/0	XXX	XXX	XXX	XXX	XXX	XXX	XXX	XXX	XXX
61	Paul Gurrola	0/0
62	Amarion Berry	0/0
64	Jett Duncan	8/8	START	...	START	START	START	START	START	START	START
65	Gabe Blair	0/0
67	Braydon Nelson	8/7	...	XXX	START	START	START	START	START	START	START
68	Keon Johnson	8/0	...	XXX	XXX	XXX	XXX	XXX	XXX	XXX	XXX
69	Ryan Krueger	0/0
70	Isaac Sohn	0/0
71	Leke Asenuga	9/8	START	START	START	START	START	START	START	XXX	START
72	Landon Peterson	7/7	START	START	...	START	START	START	...	START	START
73	Jasper Lott	3/0	XXX	XXX	XXX
74	Larry Moore III	9/6	START	START	START	START	START	START	XXX	XXX	XXX
76	Desmond Magiya	5/0	XXX	XXX	XXX	XXX	XXX
78	Layton Firestone	0/0
80	Baron Tipton	3/0	XXX	XXX	...	XXX
81	Richard Rocquemore	5/0	XXX	XXX	XXX	XXX	XXX
82	Dallas Dudley	2/0	XXX	XXX
83	Zack Darkoch	1/0	XXX
84	Luke Carter	0/0
85	Conner Dunphy	0/0
86	Darson Herman	9/0	XXX	XXX	XXX	XXX	XXX	XXX	XXX	XXX	XXX
87	Brandon Young Jr.	6/1	XXX	XXX	...	XXX	START	XXX	XXX
88	Xzavior Kautai	7/0	XXX	XXX	XXX	XXX	XXX	XXX	XXX
89	Terrell Dawkins	9/6	START	START	XXX	START	XXX	XXX	START	START	START
91	Keith Smith Jr.	0/0
92	Javian Council	0/0
93	Jheison Saunders	0/0
94	Jayden Williams	8/0	XXX	XXX	XXX	XXX	XXX	...	XXX	XXX	XXX
95	Breyton Charles	7/1	XXX	XXX	...	XXX	XXX	START	XXX	...	XXX
96	Matthew Reed	0/0
97	VJ Bronson	4/0	XXX	XXX	XXX	XXX
98	Seth Ford	0/0
99	Dadrian Burleson	0/0

2024 GAME RECAPS

OVERALL: 5-4 (HOME 3-2, ROAD 2-2, NEUTRAL 0-0) | AAC: 2-3 (HOME 1-2, ROAD 1-1, NEUTRAL 0-0)

UNT vs. SOUTH ALABAMA

HANCOCK WHITNEY STADIUM • MOBILE, ALA.
AUG. 31, 2024 • ATTENDANCE: 15,559

POSTGAME NOTES

- UNT junior quarterback Chandler Morris finished 32-for-41 with 415 yards, three passing touchdowns and two rushing touchdowns in his first start with the Mean Green en route to a 52-38 season-opening victory over South Alabama at Hancock Whitney Stadium on Saturday.
- Down 19-14 at halftime, UNT surged back with a 28-point third quarter capped with a blocked punt recovery in the end zone by C.J. Garnett to give the Mean Green a 42-26 lead over the Jaguars (0-1) entering the fourth quarter.
- UNT's 28-point third quarter matched the fifth-best in any quarter in program history and the second-highest total in the third quarter.
- The Mean Green added 10 points in the final quarter to finish with 52 for the day, the most in a season opener against an FBS opponent in program history.
- Senior wide receiver Damon Ward Jr. recorded 12 catches for 230 yards and two touchdowns for his first 200-yard performance and ranks fifth in single-game UNT history.

SCORING SUMMARY

UNT	7	7	28	10	--	52
SOUTH ALABAMA	3	16	7	12	--	38

1st 9:37	UNT	Morris, Chandler 2 yd run (Nguma, Kali kick)
5:58	USA	Marjan, Laith 39 yd field goal
2nd 14:55	USA	Lopez, Gio 8 yd run (Marjan, Laith kick)
12:43	UNT	Ward Jr., Damon 3 yd pass from Morris, Chandler (Nguma, Kali kick)
9:39	USA	Marjan, Laith 32 yd field goal
4:24	USA	Bothwell, Fluff 13 yd run (Ivory, Javon pass from Lopez, Gio failed)
3rd 13:23	UNT	Conwright, Blair 25 yd pass from Morris, Chandler (Nguma, Kali kick)
10:14	UNT	Morris, Chandler 1 yd run (Nguma, Kali kick)
5:15	USA	Pritchett, Jamaal 26 yd pass from Lopez, Gio (Marjan, Laith kick)
3:36	UNT	Ward Jr., Damon 54 yd pass from Morris, Chandler (Nguma, Kali kick)
2:40	UNT	Garnett, C.J. 0 yd punt block (Nguma, Kali kick)
4th 13:31	USA	Sandgren, Shamar 21 yd pass from Lopez, Gio (pass from Lopez, Gio failed)
8:28	UNT	Ragsdale, Ikaika 3 yd run (Nguma, Kali kick)
4:39	USA	Eager,Anthony 23 yd pass from Lopez,Gio (Eager,A. pass from Lopez,G. failed)
2:53	UNT	Nguma, Kali 30 yd field goal

STATISTICS

TEAM STATS	UNT	USA
FIRST DOWNS	28	29
RUSHES-YARDS (NET)	34-104	33-150
PASSING YDS (NET)	446	432
Passes Att-Comp-Int	42-33-0	49-26-0
TOTAL OFFENSE PLAYS-YARDS	76-550	82-582
Fumble Returns-Yards	0-0	0-0
Punt Returns-Yards	0-52	0-0
Kickoff Returns-Yards	7-145	1-19
Interception Returns-Yards	0-0	0-0
Punts (Number-Avg)	1-51.0	3-29.3
Fumbles-Lost	0-0	0-0
Penalties-Yards	6-50	9-80
Possession Time	29:32	30:28
Third-Down Conversions	8 of 12	6 of 14
Fourth-Down Conversions	0 of 1	2 of 3
Red-Zone Scores-Chances	5-6	5-5
Sacks By: Number-Yards	2-10	0-0

INDIVIDUAL STATISTICS

RUSHING: UNT-Ragsdale,Ikaika 14-45; Harris,Damashja 6-29; Price,Juawaun 7-19; Morris,Chandler 5-17; TEAM 2-minus 6. South Alabama-Lopez,Gio 13-62; Bothwell,Fluff 6-30; Bullock,Kentrel 5-28; McReynolds,Bray 8-27; Davenport,Bisho 1-3.

PASSING: UNT-Morris,Chandler 32-41-0-415; Young,Wyatt 1-1-0-31. South Alabama-Lopez,Gio 26-49-0-432.

RECEIVING: UNT-Ward Jr.,Damon 12-230; Sheffield,DT 7-74; Aaron,Jeremiah 3-55; Ragsdale,Ikaika 3-20; Young,Wyatt 2-19; Hammond,Oscar 2-15; Conwright,Blair 1-25; Koch,Kyle 1-5; Price,Juawaun 1-2; Carnes,Dalton 1-1. South Alabama-Pritchett,Jamaa 10-197; Voisin,Devin 5-60; Webb,Jeremiah 3-63; Sandgren,Shamar 3-37; Bothwell,Fluff 1-28; Eager,Anthony 1-23; Bullock,Kentrel 1-11; McReynolds,Bray 1-7; Thomas-Jones,DJ 1-6.

INTERCEPTIONS: UNT-None. South Alabama-None.

FUMBLES: UNT-None. South Alabama-None.

SACKS (UA-A): UNT-Brown,Roderick (2-0). South Alabama-None.

TACKLES (UA-A): UNT-Hill,Jayden 2-7; Starling,Taylor 3-3; Brown,Jordan 2-4; Jackson,Evan 5-0; Wesloski,Ethan 1-3; Smith,Jaylen 0-4; McFarland,Kamdo 0-4; Brown,Roderick 2-1; Dawkins,Terrell 0-3; Anderson,Jayven 2-0; Williams II,Ker 2-0; Texada,Ridge 1-1; Bronson,VJ 1-1; Guillory Jr.,Al 0-2; Williams,Jayden 0-2; Charles,Breyton 0-2; Hammonds,Quinto 1-0; Nelson II,Brian 1-0; Garnett,C.J. 1-0; Lewis,Kollin 1-0; Whitter,Shane 1-0; Vallea,Fatafehi 0-1; Scott,Zhaiylen 0-1; Brown,Chavez 0-1. South Alabama-Myrick,Blayne 3-9; Scruggs,Jordan 3-6; Thomas,WyKevio 0-7; Voisin,Jaden 5-1; Forsha,Gavin 1-3; Wallace, Jr.,Ch 1-3; Norman,Jordan 1-3; McBride Jr.,Cou 1-3; Strong Jr.,Maur 0-4; Gamble,Dallas 2-1; Neely,Reggie 2-1; Webb Jr.,Lardar 1-2; Fortenberry,Ama 2-0; Moss Jr.,RJ 1-1; Celestine,Ivers 1-1; Blaylock,Cole 1-1; Durgan,Jalyn 0-2; McKenzie,Darius 0-2; Washington,Aaki 0-2; Thomas,Trent 1-0; Sandgren,Shamar 1-0; Miller,Wesley 0-1; Dillard,Brian 0-1; Johnson Jr.,Car 0-1; Darby,Damyron 0-1.

SFA vs. UNT

DATCU STADIUM • DENTON, TEXAS
SEPT. 7, 2024 • ATTENDANCE: 23,510

POSTGAME NOTES

- The Mean Green improved to 2-0 for the season and extended its winning streak four games after a 35-20 home victory over Stephen F. Austin at DATCU Stadium on Saturday.
- Down 17-14 in the second quarter, the Mean Green gained the lead with 0:15 left in the first half on a 28-yard passing touchdown from junior quarterback Chandler Morris to junior wide receiver DT Sheffield for a 21-17 halftime lead.
- UNT posted 504 yards of total offense including 322 passing yards from Morris who became the ninth player in program history to throw for 300-plus yards in consecutive games.
- Sheffield finished with six catches for 74 yards and three touchdowns to become the seventh player in program history with three receiving TDs in a half and the first since Jyaire Shorter on Oct. 1, 2022.
- The Mean Green held the Lumberjacks to 248 yards of total offense and 3-of-17 on third-down conversions for the game. This marked the first game in the Eric Morris era in which an opponent was held shy of 250 yards and first overall since Nov. 20, 2021 at FIU.

SCORING SUMMARY

SFA	10	7	3	0	--	20
UNT	14	7	7	7	--	35

1st 11:26	SFA	Campos, Chris 40 yd field goal
9:51	UNT	Sheffield, DT 51 yd pass from Morris, Chandler (Nguma, Kali kick)
5:27	UNT	Sheffield, DT 2 yd pass from Morris, Chandler (Nguma, Kali kick)
2:08	SFA	Brown, Jermaine 70 yd interception return (Campos, Chris kick)
2nd 9:50	SFA	Davis, Isaiah 33 yd pass from Vidlak, Sam (Campos, Chris kick)
0:15	UNT	Sheffield, DT 28 yd pass from Morris, Chandler (Nguma, Kali kick)
3rd 8:57	UNT	Hammond, Oscar 7 yd pass from Morris, Chandler (Nguma, Kali kick)
6:47	SFA	Campos, Chris 21 yd field goal
4th 14:16	UNT	Harris, Damashja 80 yd run (Nguma, Kali kick)

STATISTICS

TEAM STATS	SFA	UNT
FIRST DOWNS	14	25
RUSHES-YARDS (NET)	31-67	33-182
PASSING YDS (NET)	181	322
Passes Att-Comp-Int	39-20-1	44-26-3
TOTAL OFFENSE PLAYS-YARDS	70-248	77-504
Fumble Returns-Yards	1-70	0-0
Punt Returns-Yards	0-0	1-2
Kickoff Returns-Yards	0-0	2-74
Interception Returns-Yards	3-47	1-0
Punts (Number-Avg)	6-41.0	6-37.7
Fumbles-Lost	0-0	1-1
Penalties-Yards	7-79	15-122
Possession Time	26:08	33:52
Third-Down Conversions	3 of 17	3 of 14
Fourth-Down Conversions	1 of 6	2 of 2
Red-Zone Scores-Chances	2-2	2-3
Sacks By: Number-Yards	3-20	2-19

INDIVIDUAL STATISTICS

RUSHING: SFA-Jenkins,Jaylen 12-44; Jones,Qualan 8-21; Wimbley,Jerrell 5-7; Vidlak,Sam 5-minus 2; TEAM 1-minus 3. UNT-Harris,Damashja 10-142; Price,Juawaun 7-45; Ragsdale,Ikaika 8-13; Morris,Chandler 5-minus 7; TEAM 3-minus 11.

PASSING: SFA-Vidlak,Sam 20-39-1-181. UNT-Morris,Chandler 26-44-3-322.

RECEIVING: SFA-Harris,Kylon 9-74; Nabors,Jordan 3-22; Lindo,Lavar 2-15; Green,Blaine 2-14; Davis,Isaiah 1-33; Fluellen,Rohan 1-14; Taylor,Chris 1-8; Jones,Qualan 1-1. UNT-Sheffield,DT 6-74; Hammond,Oscar 4-69; Sides,Landon 3-43; Conwright,Blair 3-39; Young,Wyatt 3-25; Carnes,Dalton 3-24; Aaron,Jeremiah 1-27; Ward Jr.,Damon 1-16; Price,Juawaun 1-12; Ragsdale,Ikaika 1-minus 7.

INTERCEPTIONS: SFA-Harmon,Bruce 1-30; Watson,Luke 1-17. UNT-Texada,Ridge 1-0.

FUMBLES: SFA-None. UNT-Sheffield,DT 1-1.

SACKS (UA-A): SFA-Brown,Jermaine 1-0; Anyanwu,Tony 1-0; Idusuyi,Victor 1-0. UNT-Brown,Chavez 1-0; Dawkins,-Terrell 1-0.

TACKLES (UA-A): SFA-Walker,Jeremiah 5-1; Adams,Trashawn 5-1; Sears,Aaron 4-2; Harmon,Bruce 4-0; Brown,Jermaine 2-2; Potts,Xavier 1-3; Cotton,Josiah 0-4; Southard,Jaydon 3-0; Patterson,Micha 3-0; Austin,Aaron 2-1; Idusuyi,Victor 2-1; Bobino,Edward 1-2; Watson,Luke 2-0; Anyanwu,Tony 2-0; Fields,Elijah 0-2; Demmings,Charlie 0-2; Mullen,Jaheim 1-0; Johnson,Montego 1-0; Muhammad,Tim 0-1; Jackson,Jordan 0-1; Tooker,Dylan 0-1. UNT-Brown,Jordan 2-7; Hill,Jayden 6-2; Jackson,Evan 6-2; Smith,Jaylen 3-5; Wesloski,Ethan 0-4; Anderson,Jayven 3-0; Vallea,Fatafehi 2-1; Bronson,VJ 1-1; Whitter,Shane 1-1; Dawkins,Terrell 1-1; Shipley,Jake 1-1; Texada,Ridge 1-1; Brown,Chavez 1-0; Morris,Chandler 1-0; Charles,Breyton 1-0; Nelson II,Brian 1-0; Brown,Roderick 0-1; Laperi,Nathan 0-1.

2024 GAME RECAPS

OVERALL: 5-4 (HOME 3-2, ROAD 2-2, NEUTRAL 0-0) | AAC: 2-3 (HOME 1-2, ROAD 1-1, NEUTRAL 0-0)

UNT vs. TEXAS TECH

JONES AT&T STADIUM • LUBBOCK, TEXAS
SEPT. 14, 2024 • ATTENDANCE: 57,865

POSTGAME NOTES

- UNT dropped its first game of the season 66-21 at Texas Tech on Saturday to mark its lowest-scoring output of the season to date.
- The Mean Green tallied season-high totals of 71 tackles and 9.0 tackles-for-loss and one sack. The 9.0 TFLs marked the most in a single game for UNT since it posted 11.0 at Missouri on Oct. 9, 2021.
- Freshman wide receiver Wyatt Young caught a 75-yard touchdown to mark his first career TD and the longest pass play of the season for the Mean Green. The pass was the only play of the drive and was completed in seven seconds to mark the shortest scoring drive of the year, in both duration and number of plays.
- Texas Tech scored 66 points to match the ninth-most points scored by an opponent in program history. The Red Raiders collected 52 first-half points with 35 in the second quarter, the most by a UNT opponent since Rice accomplished both on Sept. 27, 2008.
- Senior WR Damon Ward Jr. recorded career reception No. 100 late in the first quarter to become the 21st play in program history to reach the milestone.

SCORING SUMMARY

UNT	7	0	7	7	--	21
TEXAS TECH	17	35	7	7	--	66

1st	10:17	TTU	Kelly, Josh 10 yd pass from Morton, Behren (Garcia, Gino kick)
	5:12	TTU	Garcia, Gino 25 yd field goal
	5:05	UNT	Young, Wyatt 75 yd pass from Morris, Chandler (Nguma, Kali kick)
	0:52	TTU	Brooks, Tahj 21 yd run (Burkhardt, Reese kick)
2nd	10:22	TTU	Eakin, Coy 70 yd pass from Morton, Behren (Garcia, Gino kick)
	9:50	TTU	Lux, Bralyn 44 yd interception return (Burkhardt, Reese kick)
	9:30	TTU	Morton, Behren 10 yd run (Garcia, Gino kick)
	6:05	TTU	Miller II, Johnc 45 yd pass from Morton, Behren (Burkhardt, Reese kick)
	3:08	TTU	Conyers, Jalin 10 yd pass from Morton, Behren (Garcia, Gino kick)
3rd	9:09	UNT	Aaron, Jeremiah 15 yd pass from Morris, Chandler (Nguma, Kali kick)
	4:06	TTU	Williams, J'Koby 3 yd run (Burkhardt, Reese kick)
4th	12:50	TTU	Dickey, Cameron 1 yd run (Garcia, Gino kick)
	9:19	UNT	Porter, Shane 1 yd run (Nguma, Kali kick)

STATISTICS

TEAM STATS	UNT	TTU
FIRST DOWNS	13	25
RUSHES-YARDS (NET)	34-135	37-230
PASSING YDS (NET)	218	354
Passes Att-Comp-Int	30-17-3	34-24-1
TOTAL OFFENSE PLAYS-YARDS	64-353	71-584
Fumble Returns-Yards	0-0	0-0
Punt Returns-Yards	3-47	1-4
Kickoff Returns-Yards	2-43	0-0
Interception Returns-Yards	1-23	3-46
Punts (Number-Avg)	6-42.8	4-45.5
Fumbles-Lost	0-0	1-0
Penalties-Yards	5-60	8-55
Possession Time	27:29	32:31
Third-Down Conversions	4 of 14	7 of 14
Fourth-Down Conversions	2 of 3	1 of 1
Red-Zone Scores-Chances	2-4	6-6
Sacks By: Number-Yards	1-11	1-3

INDIVIDUAL STATISTICS

RUSHING: UNT-Porter,Shane 7-31; McGill,Makenzie 7-28; Mestemaker,Drew 4-26; Harris,Damashja 7-22; Evans,Zach 5-10; Morris,Chandler 3-9; Koch,Kyle 1-9. Texas Tech-Brooks,Tahj 17-107; Dickey,Cameron 10-75; Williams,J'Koby 4-27; Brown,Cameran 2-11; Hammond,Will 2-11; Morton,Behren 2-minus 1.

PASSING: UNT-Morris,Chandler 15-27-3-162; Mestemaker,Drew 2-3-0-56. Texas Tech-Morton,Behren 15-19-0-273; Brown,Cameran 4-8-1-11; Hammond,Will 5-7-0-70.

RECEIVING: UNT-Evans,Zach 4-10; Harris,Damashja 4-7; Coleman,Miles 3-75; Ward Jr.,Damon 2-35; Young,Wyatt 1-75; Aaron,Jeremiah 1-15; Conwright,Blair 1-1; Hammond,Oscar 1-0. Texas Tech-Conyers,Jalin 4-36; Brown,Jordan 3-49; Hudson,Micah 3-43; Miller II,Johnc 2-55; Kelly,Josh 2-36; Douglas,Caleb 2-24; McCray,Drae 2-12; Dickey,Cameron 2-8; Eakin,Coy 1-70; Williams,J'Koby 1-10; Boyd,Brady 1-7; Turner,Tyson 1-4.

INTERCEPTIONS: UNT-Nelson II,Brian 1-23. Texas Tech-Lux,Bralyn 1-44; Ramirez,Bryce 1-2; Lewis,Chapman 1-0.

FUMBLES: UNT-None. Texas Tech-Kelly,Josh 1-0.

SACKS (UA-A): UNT-Brown,Chavez 1-0. Texas Tech-Dingle Jr,Mique 0-1; Home,Justin 0-1.

TACKLES (UA-A): UNT-Smith,Jaylen 5-4; Nelson II,Brian 7-1; Hill,Jayden 7-1; Jackson,Evan 6-1; Anderson,Jayven 4-1; Brown,Chavez 2-2; Whitter,Shane 1-3; Wesloski,Ethan 1-3; McFarland,Kamdo 2-1; Brown,Roderick 1-2; Walker,Jenson 1-1; Shipley,Jake 1-1; Hammonds,Quinto 0-2; Lewis,Kolin 0-2; Vailea,Fatafehi 0-2; Brown,Jordan 0-2; Starling,Taylor 1-0; Texada,Ridge 0-1; Ruder,Jace 0-1; Garnett,C.J. 0-1. Texas Tech-Lewis,Chapman 5-0; Ramirez,Bryce 4-1; Curry,John 3-2; Stevenson,Marqu 3-1; Smith,Isaac 2-2; Dingle Jr,Mique 1-3; Cofield,Jayden 0-4; Roberts,Ben 3-0; Sannford,Jordan 3-0; Banks,Emaurion 1-2; Lux,Bralyn 2-0; McCarty,AJ 2-0; Plunk,Joseph 2-0; Baskerville,CJ 2-0; Horn,Maurion 1-1; McAlpine,Trevon 1-1; Home,Justin 0-2; Knotts,Jackson 0-2; Ledet,Quincy 0-2; Nedore,Ansel 1-0; Cromwell,Devynn 1-0; Elder,Gage 1-0; Rodriguez,Jacob 1-0; Carroll,DeBray 0-1; Carrell,Sam 0-1; Jordan,Brenden 0-1; Llewellyn,Jason 0-1; Rigsby,Braylon 0-1.

WYOMING vs. UNT

DATCU STADIUM • DENTON, TEXAS
SEPT. 21, 2024 • ATTENDANCE: 27,049

POSTGAME NOTES

- Redshirt freshman running back Makenzie McGill tallied three rushing touchdowns as UNT rebounded with a 44-17 victory over Wyoming on Saturday night in front of the fifth-largest crowd (27,049) in DATCU Stadium history.
- The Mean Green improved to 3-1 on the season which is tied for the 10th-best start through four games in program history and best since UNT started 4-0 in 2018.
- Junior quarterback Chandler Morris finished 28-for-41 with 305 yards, two touchdowns and zero interceptions to lead the Mean Green offense to 534 yards of total offense, its 10th game of 500-plus yards under second year head coach Eric Morris.
- Junior running back Shane Porter carried the ball 13 times for 120 yards to mark the first UNT rusher with 100-plus yards on the ground in his first career start since Tre Siggers against UTSA on Sept. 21, 2019.
- Junior wide receiver DT Sheffield posted eight catches for 109 yards and one touchdown. Morris (305 yds passing), Porter (120 yds rushing) and Sheffield (109 yds receiving) became the first UNT trio with 300-100-100 since Nov. 25, 2023, against UAB.
- After mounting a 27-17 halftime lead, UNT's defense held the Cowboys scoreless in the second half and only allowed 45 yards of total offense with zero third-down conversions on seven attempts.

SCORING SUMMARY

WYOMING	3	14	0	0	--	17
UNT	7	20	14	3	--	44

1st	9:54	WYO	Hoyland, John 30 yd field goal
	7:18	UNT	Sheffield, DT 29 yd pass from Morris, Chandler (Nguma, Kali kick)
2nd	14:12	UNT	Nguma, Kali 23 yd field goal
	5:54	UNT	Conwright, Blair 19 yd pass from Morris, Chandler (Nguma, Kali kick)
	2:15	WYO	Scott, Sam 41 yd pass from Svoboda, Evan (Hoyland, John kick)
	1:17	UNT	McGill, Makenzie 4 yd run (Nguma, Kali kick)
	1:03	WYO	King, Tyler 100 yd kickoff return (Hoyland, John kick)
	0:00	UNT	Nguma, Kali 45 yd field goal
3rd	10:10	UNT	McGill, Makenzie 2 yd run (Nguma, Kali kick)
	5:17	UNT	McGill, Makenzie 24 yd run (Nguma, Kali kick)
4th	2:07	UNT	Nguma, Kali 34 yd field goal

STATISTICS

TEAM STATS	WYO	UNT
FIRST DOWNS	15	28
RUSHES-YARDS (NET)	32-69	32-216
PASSING YDS (NET)	175	318
Passes Att-Comp-Int	28-15-0	43-30-0
TOTAL OFFENSE PLAYS-YARDS	60-244	75-534
Fumble Returns-Yards	0-0	0-0
Punt Returns-Yards	0-0	0-30
Kickoff Returns-Yards	3-130	1-24
Interception Returns-Yards	0-0	0-0
Punts (Number-Avg)	6-38.7	3-38.3
Fumbles-Lost	1-0	0-0
Penalties-Yards	4-34	8-70
Possession Time	28:13	31:47
Third-Down Conversions	4 of 14	4 of 14
Fourth-Down Conversions	1 of 3	4 of 4
Red-Zone Scores-Chances	1-1	5-5
Sacks By: Number-Yards	0-0	1-0

INDIVIDUAL STATISTICS

RUSHING: Wyoming-Scott,Sam 11-39; Jones,D.J. 9-22; Svoboda,Evan 9-14; Ferrell,Jamari 3-minus 6. UNT-Porter,Shane 13-120; Sibley,Kiefer 7-39; McGill,Makenzie 6-38; Morris,Chandler 4-22; TEAM 2-minus 3.

PASSING: Wyoming-Svoboda,Evan 11-23-0-155; Anderson,Kaden 4-5-0-20. UNT-Morris,Chandler 28-41-0-305; Mestemaker,Drew 2-2-0-13.

RECEIVING: Wyoming-Gyllenborg,John 5-56; Scott,Sam 3-52; Jones,D.J. 2-20; King,Tyler 1-14; Boddie,Devin 1-13; Stevenson,Justi 1-10; Sargent,Jaylen 1-10; Miles,Nick 1-0. UNT-Sheffield,DT 8-109; Rempert,Nick 5-31; Sides,Landon 5-22; Carnes,Dalton 4-90; Conwright,Blair 4-0; Porter,Shane 2-2; Hammond,Oscar 1-17; Ward Jr.,Damon 1-7.

INTERCEPTIONS: Wyoming-None. UNT-None.

FUMBLES: Wyoming-TEAM 1-0. UNT-None.

SACKS (UA-A): Wyoming-None. UNT-Charles,Breyton 1-0.

TACKLES (UA-A): Wyoming-Suiauna,Shae 5-4; White,Isaac 7-1; Shay,Connor 2-6; Parks,Keany 7-0; Johnson,Andrew 4-1; Harsh,Sabastian 4-0; Singleton,Maliq 3-1; Williams,Jayden 1-2; Florentine,Ben 1-2; Brown,Wrook 2-0; Williams,Jaden 2-0; Westland,Tyce 0-2; Day,Ethan 1-0; Davis,Tyrecus 1-0; York,Carson 1-0; Erb,Justin 1-0; Thomas,Jones 1-0; Miles,Nick 0-1. UNT-Jackson,Evan 3-3; Hammonds,Quinto 4-1; Hill,Jayden 3-2; Brown,Chavez 2-3; Smith,Jaylen 1-4; Whitter,Shane 1-3; Texada,Ridge 3-0; Starling,Taylor 2-1; Ruder,Jace 1-2; Charles,Breyton 2-0; Wesloski,Ethan 1-1; Vailea,Fatafehi 1-1; Brown,Jordan 0-2; Dawkins,Terrill 0-2; Brown,Roderick 1-0; Stroud,Gabe 1-0; Williams II,Ker 1-0; Jean-Louis,J.J. 1-0; Williams,Jayden 0-1; McFarland,Kamdo 0-1; Laperi,Nathan 0-1; Dudley,Dallas 0-1; Lewis,Kolin 0-1.

2024 GAME RECAPS

OVERALL: 5-4 (HOME 3-2, ROAD 2-2, NEUTRAL 0-0) | AAC: 2-3 (HOME 1-2, ROAD 1-1, NEUTRAL 0-0)

TULSA vs. UNT

DATCU STADIUM • DENTON, TEXAS
SEPT. 28, 2024 • ATTENDANCE: 18,529

POSTGAME NOTES

- UNT opened its American Athletic Conference schedule with the home victory over the Golden Hurricane and moved to 4-1, tied for the best start since 1967.
- After a scoreless first quarter, the Mean Green tallied 45 unanswered points from the 4:47 mark in the second quarter and the 1:32 mark of the third quarter to build a 42-point cushion.
- Head coach Eric Morris led the offense to 618 total yards, the eighth-most yards in single game program history, and marked the 11th time in 17 games that Morris has led UNT to at least 500 yards of total offense.
- Junior quarterback Chandler Morris finished 22-for-34 with 439 yards and five touchdown passes, the most passing touchdowns of his collegiate career and third-most in single game program history.
- Senior safety Alphonse Guillory Jr. blocked a punt late in the first quarter, which was recovered at the Tulsa 1-yard line to set up a touchdown.
- Freshman WR Wyatt Young caught two passes for 56 yards including a TD along with a one-yard rushing touchdown. He became the first UNT player to have both a rushing and receiving touchdown since Nov. 26, 2022.

SCORING SUMMARY

TULSA	0	3	0	17	--	20
UNT	0	24	21	7	--	52

2nd 14:12	TLS	Morgan, Seth 22 yd field goal
4:47	UNT	Conwright, Blair 96 yd pass from Morris, Chandler (Nguma, Kali kick)
1:56	UNT	Nguma, Kali 27 yd field goal
1:28	UNT	Young, Wyatt 1 yd run (Nguma, Kali kick)
0:06	UNT	Young, Wyatt 26 yd pass from Morris, Chandler (Nguma, Kali kick)
3rd 12:05	UNT	Sheffield, DT 27 yd pass from Morris, Chandler (Nguma, Kali kick)
8:31	UNT	Carnes, Dalton 14 yd pass from Morris, Chandler (Nguma, Kali kick)
1:32	UNT	Sibley, Kiefer 9 yd pass from Morris, Chandler (Nguma, Kali kick)
4th 12:47	TLS	Morgan, Seth 45 yd field goal
12:35	UNT	McGill II, Makenzie 75 yd run (Nguma, Kali kick)
7:29	TLS	Wright, Jack 18 yd pass from Legas, Cooper (Morgan, Seth kick)
0:06	TLS	Vaughn, Connor 5 yd pass from Carpenter, Tim (O'Neal, Troop kick)

STATISTICS

TEAM STATS	TLS	UNT
FIRST DOWNS	27	21
RUSHES-YARDS (NET)	47-229	26-179
PASSING YDS (NET)	186	439
Passes Att-Comp-Int	44-20-2	34-22-0
TOTAL OFFENSE PLAYS-YARDS	91-415	60-618
Fumble Returns-Yards	0-0	0-0
Punt Returns-Yards	1-12	2-40
Kickoff Returns-Yards	2-18	1-21
Interception Returns-Yards	0-0	2-27
Punts (Number-Avg)	6-36.3	4-40.5
Fumbles-Lost	0-0	0-0
Penalties-Yards	5-40	14-130
Possession Time	36:35	23:25
Third-Down Conversions	8 of 20	3 of 10
Fourth-Down Conversions	1 of 3	0 of 2
Red-Zone Scores-Chances	3-3	5-5
Sacks By: Number-Yards	2-11	2-12

INDIVIDUAL STATISTICS

RUSHING: Tulsa-Jackson, Bill 16-77; Ellison Jr., Vir 7-46; Watkins, Anthony 9-32; Carpenter, Tim 4-30; Williams, Cardel 3-21; Avant, Lloyd 4-12; Legas, Cooper 2-8; Francis, Kirk 2-3. UNT-McGill II, Makenzie 5-70; Sibley, Kiefer 7-58; Evans, Zach 4-48; Morris, Chandler 4-5; Young, Wyatt 1-1; Porter, Shane 4-minus 1; TEAM 1-minus 2.
PASSING: Tulsa-Francis, Kirk 13-29-2-101; Williams, Cardel 3-8-0-32; Carpenter, Tim 2-4-0-8; Legas, Cooper 2-3-0-45. UNT-Morris, Chandler 22-34-0-439.
RECEIVING: Tulsa-Benjamin, Kamdyn 7-68; Williams, Joseph 3-51; Ellison Jr., Vir 2-6; Watkins, Anthony 1-27; Wright, Jack 1-18; Vaughn, Connor 1-5; Jackson, Bill 1-4; Smith, Josh 1-3; McGary, Luke 1-2; Tempest, Grayson 1-2; Avant, Lloyd 1-0. UNT-Carnes, Dalton 4-50; Hammond, Oscar 3-44; Conwright, Blair 2-115; Sheffield, DT 2-60; Young, Wyatt 2-56; Rempert, Nick 2-49; Sibley, Kiefer 2-17; McGill II, Makenzie 1-17; Porter, Shane 1-13; Tipton, Baron 1-0; Coleman, Miles 1-5; Sides, Landon 1-5.

INTERCEPTIONS: Tulsa-None. UNT-Jackson, Evan 2-27.

FUMBLES: Tulsa-None. UNT-None.

SACKS (UA-A): Tulsa-Ostroski, Owen 1-0; Jackson Jr., R.J 1-0. UNT-Wesloski, Ethan 1-0; Charles, Breyton 1-0.

TACKLES (UA-A): Tulsa-Green, Elijah 3-2; Carlisle, Tyree 4-0; Ostroski, Owen 2-2; Jones, Malachai 2-2; Hodge, Dayne 1-3; Marcheselli, Zac 2-1; Garrett, Buddha 1-2; Williams, Ashton 0-3; Jackson Jr., R.J 2-0; Collins, Dax 2-0; Potter, Gavin 2-0; Malone, Vontroy 1-1; Wilson, Elijah 1-1; Jackson, Bill 1-0; Potts, Eli 1-0; Jackson, Myles 1-0; Reese, Brody 1-0; Cannady, Jehlen 1-0; Campbell, NuNu 1-0; Thompson Jr., Ch 0-1; Lee, Jaxon 0-1; Hjelle, Joe 0-1. UNT-Wesloski, Ethan 2-5; Hill, Jayden 5-1; Jackson, Evan 5-1; Brown, Jordan 3-2; Smith, Jaylen 2-3; Texada, Ridge 4-0; Whitter, Shane 3-1; Stroud, Gabe 2-2; Charles, Breyton 2-2; Gant Jr., Chris 2-2; Vailea, Fatafehi 0-4; Hammonds, Quinto 3-0; Nelson II, Brian 2-1; Ruder, Jake 2-0; Brown, Roderick 2-0; Brown, Chavez 1-1; Moore, Matthew 1-1; Garnett, C.J. 1-1; Shipley, Jake 1-1; Lewis, Kolin 1-0; Bronson, VJ 1-0; McFarland, Kamdo 1-0; Jean-Louis, J.J. 1-0; Fann, Blake 1-0; Anderson, Jayven 0-1; Williams, Jayden 0-1.

UNT vs. FLORIDA ATLANTIC

FAU STADIUM • BOCA RATON, FLA.
OCT. 12, 2024 • ATTENDANCE: 14,576

POSTGAME NOTES

- Junior quarterback Chandler Morris threw two of his four touchdown passes to junior wide receiver DT Sheffield in the final 2:38 as UNT rallied to a 41-37 comeback win over Florida Atlantic on Saturday night.
- After UNT failed on fourth down inside its own 40-yard line with under five minutes to play, the Owls took a 10-point lead with 4:21 left to play.
- The Mean Green trailed 37-27 when Morris capped an eight-play, 75-yard drive with an 8-yard toss to Sheffield.
- UNT got the ball back with 1:43 remaining and Morris hit Sheffield for a 3-yard touchdown with 0:58 remaining for the win. The score marked the first game-winning touchdown drive with under two minutes remaining since 2017.
- With the win, UNT moves to 5-1 on the season, which ties for the best record through six games since 1967, when the Mean Green started 5-0-1.
- Under head coach Eric Morris, UNT improved to 3-7 when trailing at the half and 2-8 when trailing after three quarters.
- Senior wide receiver Nick Rempert caught his first UNT touchdown to mark the ninth different player to record at least one touchdown pass this season, tied for the second-best mark in program history since 1956.

SCORING SUMMARY

UNT	14	3	10	14	--	41
FLORIDA ATLANTIC	7	20	7	3	--	37

1st 10:29	UNT	Carnes, Dalton 19 yd pass from Morris, Chandler (Nguma, Kali kick)
6:38	FAU	Hayes, Omari 14 yd pass from Fancher, Cam (Suarez, Morgan kick)
5:11	UNT	Rempert, Nick 25 yd pass from Morris, Chandler (Nguma, Kali kick)
2nd 14:19	FAU	Suarez, Morgan 26 yd field goal
7:34	FAU	Sullivan, Wyatt 28 yd pass from Fancher, Cam (Suarez, Morgan kick)
4:40	UNT	Nguma, Kali 46 yd field goal
1:20	FAU	Smith Jr., Jaba 5 yd pass from Fancher, Cam (Suarez, Morgan kick)
0:02	FAU	Suarez, Morgan 32 yd field goal
3rd 9:21	UNT	McGill II, Makenzie 3 yd run (Nguma, Kali kick)
5:06	FAU	Campbell Jr., CJ 12 yd run (Suarez, Morgan kick)
0:25	UNT	Nguma, Kali 40 yd field goal
4th 4:21	FAU	Suarez, Morgan 32 yd field goal
2:38	UNT	Sheffield, DT 8 yd pass from Morris, Chandler (Nguma, Kali kick)
0:58	UNT	Sheffield, DT 3 yd pass from Morris, Chandler (Nguma, Kali kick)

STATISTICS

TEAM STATS	UNT	FAU
FIRST DOWNS	26	25
RUSHES-YARDS (NET)	26-149	43-168
PASSING YDS (NET)	335	351
Passes Att-Comp-Int	45-27-1	31-22-1
TOTAL OFFENSE PLAYS-YARDS	71-484	74-519
Fumble Returns-Yards	0-0	0-0
Punt Returns-Yards	1-27	0-1
Kickoff Returns-Yards	3-52	3-61
Interception Returns-Yards	1-0	1-30
Punts (Number-Avg)	2-42.0	2-46.5
Fumbles-Lost	1-0	1-1
Penalties-Yards	5-30	7-42
Possession Time	23:50	36:10
Third-Down Conversions	4 of 12	8 of 15
Fourth-Down Conversions	2 of 4	0 of 1
Red-Zone Scores-Chances	5-5	6-6
Sacks By: Number-Yards	3-9	1-6

INDIVIDUAL STATISTICS

RUSHING: UNT-Porter, Shane 9-71; McGill II, Makenzie 7-50; Morris, Chandler 5-23; Sibley, Kiefer 4-9; TEAM 1-minus 4. FAU-Campbell Jr., CJ 18-89; Fancher, Cam 15-69; Mobley, Zuberi 9-27; TEAM 1-minus 17.
PASSING: UNT-Morris, Chandler 27-45-1-335. FAU-Fancher, Cam 22-30-1-351; TEAM 0-1-0-0.
RECEIVING: UNT-Sheffield, DT 11-125; Carnes, Dalton 3-56; Sides, Landon 3-12; Rempert, Nick 2-38; Hammond, Oscar 2-29; Conwright, Blair 2-21; Porter, Shane 2-15; Young, Wyatt 1-39; McGill II, Makenzie 1-0. FAU-Campbell Jr., CJ 6-74; Hayes, Omari 5-89; Sullivan, Wyatt 3-71; Smith, Jr., Jaba 3-30; Tucker, Milan 2-69; Johnson, Marilyn 1-10; Brantley, Kahli 1-5; Mobley, Zuberi 1-3.
INTERCEPTIONS: UNT-Hill, Jayden 1-0. FAU-Ambush, Jackson 1-30.

FUMBLES: UNT-Sheffield, DT 1-0. FAU-Hayes, Omari 1-1.

SACKS (UA-A): UNT-Hill, Jayden 1-0; Brown, Chavez 1-0; Brown, Roderick 1-0. FAU-Boyd Jr., Prince 1-0.

TACKLES (UA-A): UNT-Hill, Jayden 6-2; Smith, Jaylen 3-5; Wesloski, Ethan 0-7; Nelson II, Brian 5-1; Brown, Jordan 2-3; Hammonds, Quinto 3-1; Jackson, Evan 3-1; Whitter, Shane 2-1; Allen Jr., BJ 2-1; Brown, Roderick 1-2; Brown, Chavez 2-0; Shipley, Jake 2-0; Texada, Ridge 1-1; Vailea, Fatafehi 1-1; Dawkins, Terrell 0-2; Lewis, Kolin 1-0; Anderson-Dale, K 1-0; Duncan, Jett 1-0; Anderson, Jayven 1-0; McFarland, Kamdo 1-0; Starling, Taylor 1-0; Charles, Breyton 0-1; Fann, Blake 0-1. FAU-Heard, CJ 6-2; Philord, Wendol 5-2; Williams, Eddie 4-2; Ambush, Jackson 2-3; Williams, Jayden 3-1; Dunnam, Phillip 2-2; Hill, Daedae 2-2; Jones, Chris 1-3; Ifeanyi, Chisom 1-3; Brown, Kahzir 2-0; Antoine, Michel 1-1; Wheeler, Jaden 0-2; Tisdol, Desmond 1-0; Washington, Jr. 1-0; Jerrels, Jarrett 1-0; Boyd Jr., Prince 1-0; Brantley, Jr, Eric 1-0; Bradley, Marlon 0-1; Davis, Devonta 0-1; Merrifield, Jaco 0-1.

2024 GAME RECAPS

OVERALL: 5-4 (HOME 3-2, ROAD 2-2, NEUTRAL 0-0) | AAC: 2-3 (HOME 1-2, ROAD 1-1, NEUTRAL 0-0)

UNT vs. MEMPHIS

SIMMONS BANK LIBERTY STADIUM • MEMPHIS, TENN.
OCT. 19, 2024 • ATTENDANCE: 24,110

POSTGAME NOTES

- UNT suffered its first AAC loss despite posting 653 yards of total offense, the most under head coach Eric Morris and fifth-most in program history.
- Junior quarterback Chandler Morris ran for a 49-yard touchdown to give the Mean Green a 38-35 lead with 13:59 remaining in the game before the Tigers posted back-to-back touchdown drives to reclaim its lead.
- UNT cut its 11-point deficit to five points with 2:48 left in the fourth on a 9-yard pass from Morris to WR Blair Conwright before Memphis hit a 43-yard field goal with 1:05 remaining to extend its lead to 52-44.
- After Memphis scored on four of its initial six drives, the Mean Green held the Tigers to five-consecutive three-and-outs from 5:46 in the second quarter through 7:07 in the third.
- Junior wide receiver DT Sheffield opened the game with back-to-back 75-yard touchdowns on the initial two UNT offensive plays of the game with a rushing score with 10:54 in the first quarter before a receiving tally with 6:55 in the first.
- Morris finished 36-for-61 for 445 yards passing and three touchdowns with a career high of 71 yards rushing and one touchdown. His 516 total yards ranks third in single-game program history along with the second-most pass attempts.

SCORING SUMMARY

UNT	21	3	7	13	--	44
MEMPHIS	14	14	7	17	--	52

1st 11:05	MEM	Henigan, Seth 4 yd run (Costa, Caden kick)
10:54	UNT	Sheffield, DT 75 yd run (Nguma, Kali kick)
7:05	MEM	Anderson Jr., Ma 5 yd run (Costa, Caden kick)
6:55	UNT	Sheffield, DT 75 yd pass from Morris, Chandler (Nguma, Kali kick)
2:46	UNT	Porter, Shane 10 yd run (Nguma, Kali kick)
2nd 13:07	MEM	Thomas, Brandon 1 yd run (Costa, Caden kick)
7:41	MEM	Anderson Jr., Ma 42 yd run (Vandenberg, Tris kick)
0:00	UNT	Nguma, Kali 34 yd field goal
3rd 2:32	UNT	Sheffield, DT 9 yd pass from Morris, Chandler (Nguma, Kali kick)
0:33	MEM	Blankumsee, Demeer 62 yd pass from Henigan, Seth (Vandenberg, Tris kick)
4th 13:59	UNT	Morris, Chandler 49 yd run (Nguma, Kali kick)
9:23	MEM	Anderson Jr., Ma 4 yd run (Vandenberg, Tris kick)
5:17	MEM	Anderson Jr., Ma 5 yd run (Vandenberg, Tris kick)
2:48	UNT	Conwright, Blair 9 yd pass from Morris, Chandler (Morris, Chandler pass failed)
1:05	MEM	Vandenberg, Tris 43 yd field goal

STATISTICS

TEAM STATS	UNT	MEM
FIRST DOWNS	32	21
RUSHES-YARDS (NET)	33-208	32-207
PASSING YDS (NET)	445	319
Passes Att-Comp-Int	64-36-1	38-24-0
TOTAL OFFENSE PLAYS-YARDS	97-653	70-526
Fumble Returns-Yards	0-0	0-0
Punt Returns-Yards	0-0	1-3
Kickoff Returns-Yards	1-16	1-21
Interception Returns-Yards	0-0	1-0
Punts (Number-Avg)	4-44.8	6-42.3
Fumbles-Lost	3-1	0-0
Penalties-Yards	5-33	6-79
Possession Time	27:50	32:10
Third-Down Conversions	9 of 20	5 of 13
Fourth-Down Conversions	3 of 6	0 of 0
Red-Zone Scores-Chances	4-5	5-6
Sacks By: Number-Yards	2-6	2-13

INDIVIDUAL STATISTICS

RUSHING: UNT-Sheffield,DT 2-82; Porter,Shane 13-75; Morris,Chandler 10-71; Sibley,Kiefer 1-1; McGill II,Makenzie 6-0; TEAM 1-minus 21. Memphis-Anderson Jr.,Ma 22-183; Thomas,Brandon 2-13; Henigan,Seth 6-9; Hawkins,Jamari 1-7; Blankumsee,DeMe 1-minus 5.
PASSING: UNT-Morris,Chandler 36-61-1-445; TEAM 0-3-0-0. Memphis-Henigan,Seth 24-38-0-319.
RECEIVING: UNT-Sheffield,DT 8-122; Coleman,Miles 7-62; Conwright,Blair 5-87; Carnes,Dalton 5-47; Sides,Landon 3-61; Young,Wyatt 2-37; Kautai,Xzavior 2-11; Porter,Shane 1-7; McGill II,Makenzie 1-6; Rempert,Nick 1-6; Sibley,Kiefer 1-minus 1. Memphis-Blankumsee,DeMe 6-96; Taylor,Roc 6-73; Drake,Koby 5-82; Anderson Jr.,Ma 5-27; Shorter,Jayre 1-38; Landphere,Antho 1-3.
INTERCEPTIONS: UNT-None. Memphis-Martin,Chandler 1-0.
FUMBLES: UNT-TEAM 1-0; Sheffield,DT 1-1; Porter,Shane 1-0. Memphis-None.
SACKS (UA-A): UNT-Brown,Rod 0-1; Dawkins,T 0-1; Vailea,Fatafahi 1-0. Memphis-Grimes II,R 1-0; Whitlow Jr,Wil 1-0.
TACKLES (UA-A): UNT-Smith,Jaylen 4-2; Wesloski,Ethan 3-3; Dawkins,Terrell 3-3; Whitter,Shane 2-3; Vailea,Fatafahi 2-2; Hammonds,Quinto 2-2; Lewis,Kollin 3-0; Texada,Ridge 2-1; Brown,Jordan 1-2; McFarland,Kamdo 2-0; Nelson II,Brian 2-0; Hill,Jayden 2-0; Brown,Roderick 1-1; Brice,X'Avion 1-0; Allen Jr.,BJ 1-0; Anderson,Jayven 1-0; Jackson,Evan 1-0; Guillory Jr.,Al 1-0; Charles,Breydon 0-1. Memphis-Martin,Chandler 6-4; Rubin,Greg 8-1; Whitlow Jr.,Wil 5-1; Watts,AJ 5-0; Denis,Javon 4-1; Hudson,Matt 0-5; Bell,DJ 4-0; Herring,Elijah 2-2; Grier,Jordan 2-1; Lucas Jr.,P 1-1; Minor,Kobee 1-0; Hamilton,CorMon 1-0; Ross,Davion 1-0; Hawkins,Jamari 1-0; Grimes II,Reggie 1-0.

TULANE vs. UNT

DATCU STADIUM • DENTON, TEXAS
OCT. 26, 2024 • ATTENDANCE: 23,138

POSTGAME NOTES

- On homecoming weekend, junior quarterback Chandler Morris claimed his fourth 400-yard passing game of the season with a final line of 38-for-57 with a career-high 449 yards and three touchdowns as UNT fell to Tulane 45-37.
- The Mean Green outscored the Green Wave 34-24 in the final three quarters, including a pair of touchdowns with less than five minutes remaining, after the visitors built a 21-3 lead in the first quarter.
- Tulane scored 15 points off two fumbles inside the UNT 30-yard line, one in the first quarter and the second with 3:07 remaining in the third quarter.
- Redshirt freshman running back Makenzie McGill II capped a 19-play drive, the longest touchdown drive in FBS program history, with a 2-yard rushing score with 4:23 remaining.
- The Mean Green had two 100-yard receivers, as junior DT Sheffield had a career-high nine catches for 125 yards and a touchdown and senior Damon Ward Jr., had six grabs for 111 yards and two touchdowns, marking the first time since the 2023 season finale that UNT had two 100-yard receivers.
- Senior linebacker Jaylen Smith finished the day with a career-high 10 tackles, including three solo stops, with one tackle-for-loss and an interception.

SCORING SUMMARY

TULANE	21	10	14	0	--	45
UNT	3	14	7	13	--	37

1st 7:50	TUL	Williams, Mario 9 yd pass from Mensah, Darian (Barnes, Jacob kick)
4:12	UNT	Nguma, Kali 43 yd field goal
2:07	UNT	Brown, Yulkeith 30 yd pass from Mensah, Darian (Barnes, Jacob kick)
1:16	TUL	Thompson, Ty 17 yd run (Barnes, Jacob kick)
2nd 10:01	UNT	Ward Jr., Damon 26 yd pass from Morris, Chandler (Nguma, Kali kick)
5:50	TUL	Hughes, Makhii 2 yd run (Barnes, Jacob kick)
1:22	UNT	Sheffield, DT 30 yd pass from Morris, Chandler (Nguma, Kali kick)
0:28	TUL	Barnes, Jacob 47 yd field goal
3rd 8:06	TUL	Bauman, Alex 14 yd pass from Mensah, Darian (Barnes, Jacob kick failed)
5:55	UNT	Morris, Chandler 20 yd run (Nguma, Kali kick)
3:02	TUL	Brown, Yulkeith 11 yd run (Brown, Yulkeith pass from Mensah, Darian)
4th 4:23	UNT	McGill II, Makenzie 2 yd run (Hammond, Oscar pass from Morris, C. failed)
0:41	UNT	Ward Jr., Damon 10 yd pass from Morris, Chandler (Nguma, Kali kick)

STATISTICS

TEAM STATS	TLN	UNT
FIRST DOWNS	21	27
RUSHES-YARDS (NET)	47-297	25-76
PASSING YDS (NET)	175	449
Passes Att-Comp-Int	13-10-1	57-38-0
TOTAL OFFENSE PLAYS-YARDS	60-472	80-525
Fumble Returns-Yards	1-0	0-0
Punt Returns-Yards	0-0	1-16
Kickoff Returns-Yards	3-6	1-39
Interception Returns-Yards	0-0	1-6
Punts (Number-Avg)	4-48.0	3-44.7
Fumbles-Lost	0-0	2-2
Penalties-Yards	7-51	8-40
Possession Time	31:06	28:54
Third-Down Conversions	4 of 10	4 of 13
Fourth-Down Conversions	0 of 1	3 of 5
Red-Zone Scores-Chances	5-5	4-4
Sacks By: Number-Yards	1-6	1-4

INDIVIDUAL STATISTICS

RUSHING: Tulane-Hughes,Makhii 30-195; Barnes III,Arno 11-78; Thompson,Ty 1-17; Brown,Yulkeith 1-11; TEAM 1-0; Fleming,Dontae 1-minus 1; Mensah,Darian 2-minus 3. North Texas-Sibley,Kiefer 11-26; Morris,Chandler 6-20; McGill II,Makenzie 4-16; Porter,Shane 2-12; Mestemaker,Drew 1-6; Young,Wyatt 1-minus 4.
PASSING: Tulane-Mensah,Darian 10-13-1-175. North Texas-Morris,Chandler 38-57-0-449.
RECEIVING: Tulane-Fleming,Dontae 3-92; Williams,Mario 2-26; Barnes III,Arno 2-5; Brown,Yulkeith 1-30; Bauman,Alex 1-14; Hughes,Makhii 1-8. North Texas-Sheffield,DT 9-125; Sibley,Kiefer 8-45; Ward Jr.,Damon 6-111; Carnes,Dalton 4-65; Hammond,Oscar 3-31; Coleman,Miles 3-30; Conwright,Blair 3-29; Sides,Landon 1-10; Rempert,Nick 1-3.
INTERCEPTIONS: Tulane-None. North Texas-Smith,Jaylen 1-6.
FUMBLES: Tulane-None. North Texas-McGill II,Makenzie 1-1; Morris,Chandler 1-1.
SACKS (UA-A): Tulane-Fobbs-White,Mat 1-0. North Texas-Shipley,Jake 1-0.
TACKLES (UA-A): Tulane-Tchienchou,Jack 8-0; Ransau,Caleb 4-1; Allen,Terrell 4-1; Despanie,Bailey 4-1; Adams III,Kevin 4-1; Agu,Dickson 2-3; Hamilton,Kamero 3-0; Pleasant,Raysha 2-1; Grubbs,Tyler 2-1; Edwards,Johnath 2-1; Howard,Sam 1-2; Henderson,Gerro 2-0; Rodgers,Chris 2-0; White,Javion 2-0; Batiste,Deshau 1-1; Moore,Joshua 1-0; Petersen,Parker 1-0; Mmahat,Garrett 1-0; Fleming,Dontae 1-0; Champaigne,Elij 1-0; Fobbs-White,Mat 1-0; Huntington,Adin 0-1; Lewis,Jayden 0-1; Tillery,Lucius 0-1. North Texas-Smith,Jaylen 3-7; Hammonds,Quinto 3-7; Nelson II,Brian 6-3; Wesloski,Ethan 4-5; Brown,Jordan 1-8; Whitter,Shane 2-4; Texada,Ridge 2-2; Dawkins,Terrell 1-2; Lewis,Kollin 0-3; Jackson,Evan 2-0; Shipley,Jake 2-0; Starling,Taylor 1-1; Brice,X'Avion 1-0; Anderson,Jayven 1-0; Williams,Jayden 0-1; Vailea,Fatafahi 0-1.

2024 GAME RECAPS

OVERALL: 5-4 (HOME 3-2, ROAD 2-2, NEUTRAL 0-0) | AAC: 2-3 (HOME 1-2, ROAD 1-1, NEUTRAL 0-0)

No. 18/25 ARMY vs. UNT

DATCU STADIUM • DENTON, TEXAS

NOV. 9, 2024 • ATTENDANCE: 28,519

POSTGAME NOTES

- In front of the fifth-largest crowd in DATCU Stadium history, UNT welcomed a nationally-ranked opponent to Denton for the fourth time in program history as it fell 14-3 in a hard-fought American Athletic Conference showdown on Saturday.
- After converting a field goal on its opening drive, the Mean Green were unable to score for the remainder of the contest despite the offense reaching the red zone four times.
- Redshirt freshman Kali Nguma's 31-yard field goal in the first quarter marked the first time in 384 days that Army had trailed in a game.
- The Mean Green defense forced two turnovers – one fumble and one interception – to mark the first team to post multiple turnovers against the Black Knights this season.
- Redshirt freshman defensive back Brian Nelson II totaled six tackles, all solo, with an interception and a fumble recovery.
- Senior defensive back Jayden Hill recorded 12 tackles, including seven solo stops, to mark a new season high for any UNT defender.
- Senior defensive lineman Roderick Brown posted five tackles, including three solo stops, a tackle for-loss and a sack. His second-quarter sack helped Brown move into the top-10 on the career list for most sack yards in program history with 81, passing Evan Cardwell (2001-04), who finished with 12.5 sacks for 75 yards.
- Junior quarterback Chandler Morris finished 24-for-37 for 214 yards passing to mark his sixth-consecutive game with 200-plus yards through the air, tied for the eighth-longest streak in program history.
- Senior wide receiver Damon Ward Jr. ended the game with four catches for 63 yards to move into 17th on the UNT career yards list and into 18th place for career receptions.

SCORING SUMMARY

ARMY	7	0	0	7	--	14
UNT	3	0	0	0	--	3

1st	8:10	UNT	Nguma, Kali 31 yd field goal
	2:22	ARM	Daily, Bryson 10 yd run (Gronotte, Trey kick)
4th	11:44	ARM	Daily, Bryson 2 yd run (Gronotte, Trey kick)

STATISTICS

TEAM STATS	ARMY	UNT
FIRST DOWNS	23	18
RUSHES-YARDS (NET)	64-293	18-69
PASSING YDS (NET)	15	214
Passes Att-Comp-Int	4-2-1	37-24-2
TOTAL OFFENSE PLAYS-YARDS	68-308	55-283
Fumble Returns-Yards	0-0	0-0
Punt Returns-Yards	0-0	0-0
Kickoff Returns-Yards	1-10	1-16
Interception Returns-Yards	2-0	1-23
Punts (Number-Avg)	1-44.0	1-48.0
Fumbles-Lost	1-1	0-0
Penalties-Yards	5-50	3-35
Possession Time	41:45	18:15
Third-Down Conversions	9 of 14	4 of 11
Fourth-Down Conversions	3 of 3	3 of 5
Red-Zone Scores-Chances	2-3	1-4
Sacks By: Number-Yards	1-3	1-10

INDIVIDUAL STATISTICS

RUSHING: Army West Point-Daily,Bryson 36-153; Udoh,Kanye 13-65; Short,Noah 6-41; Robinson,Tyrell 3-18; Rhodes,Matthew 1-12; Stewart,Miles 1-7; Howard,Samari 1-0; TEAM 3-minus 3. North Texas-Porter,Shane 6-33; McGill II,Makenzie 8-25; Sibley,Kiefer 2-12; Sheffield,DT 1-2; Morris,Chandler 1-minus 3.

PASSING: Army West Point-Daily,Bryson 2-4-1-15. North Texas-Morris,Chandler 24-37-2-214.

RECEIVING: Army West Point-Horton,Josh 1-8; Short,Noah 1-7. North Texas-Ward Jr.,Damon 4-63; Sheffield,DT 4-31; Porter,Shane 4-18; Coleman,Miles 3-36; Conwright,Blair 3-16; Young,Wyatt 2-26; Carnes,Dalton 2-11; Sides,Landon 1-9; Sibley,Kiefer 1-4.

INTERCEPTIONS: Army West Point-Platt,Donavon 1-0; Weaver,Justin 1-0. North Texas-Nelson II,Brian 1-23.

FUMBLES: Army West Point-Udoh,Kanye 1-1. North Texas-None.

SACKS (UA-A): Army West Point-Lewis,Kyle 1-0. North Texas-Brown,Roderick 1-0.

TACKLES (UA-A): Army West Point-DiDomenico,Max 7-2; Fortner,Kalib 5-3; Larkin,Casey 6-1; Thomas,Andon 4-2; Harris-Miller,K 3-0; Weaver,Justin 2-1; Keith,Chance 2-1; Mayes,Jaydan 2-0; Lewis,Kyle 1-1; Gerena,Brett 1-0; Nixon,Noah 1-0; Shields,Gavin 1-0; Sofia,Trey 1-0; Reynolds,Casey 0-1; Tuioti,Jacob 0-1; Crossan,David 0-1. North Texas-Hill,Jayden 7-5; Smith,Jaylen 4-6; Brown,Jordan 6-2; Jackson,Evan 3-5; Nelson II,Brian 6-0; Texada,Ridge 3-2; Brown,Roderick 3-2; Allen Jr.,BJ 2-1; Vailea,Fatafehi 2-1; Dawkins,Terrell 1-2; Wesloski,Ethan 1-2; Charles,Breylon 1-1; Scott,Zhaiylen 1-0; Starling,Taylor 1-0; Nguma,Kali 1-0; Shipley,Jake 1-0; Brown,Chavez 0-1.

TEAM SEASON HIGHS UPDATE

RUSHING

YARDS PER ATTEMPT		
(SINCE 2001)		
1.	5.29	2009
2.	5.22	2022
3.	5.20	2020
4.	5.11	2023
--	5.06	2024
5.	4.96	2010
6.	4.76	2021
7.	4.56	2004
8.	4.41	2017
9.	4.40	2012
10.	4.37	2015

PASSING

YARDS		
1.	4,086	2017
2.	3,988	2018
3.	3,667	2022
4.	3,656	2023
5.	3,476	2007
6.	3,400	2019
7.	3,218	1994
8.	3,187	2024
9.	2,987	2013
10.	2,944	1969

YARDS PER GAME

--	354.11	2024
1.	306.77	2018
2.	304.67	2023
3.	294.40	1969
4.	291.86	2017
5.	289.67	2007
6.	283.33	2019
7.	283.00	2020
8.	268.17	1994
9.	261.93	2022
10.	259.50	1966

ATTEMPTS

1.	553	2007
2.	520	2017
3.	514	2008
4.	504	2018
5.	463	2023
6.	454	2019
	454	1982
8.	449	2016
9.	447	1969
10.	430	2022
--	397	2024

COMPLETIONS

1.	330	2007
2.	328	2017
3.	321	2018
4.	318	2008
5.	284	2023
6.	283	2019
7.	277	2009
8.	261	2016
	261	2013
10.	253	2024

COMPLETION PERCENTAGE

(SINCE 2001)		
1.	67.1	2009
2.	64.9	2013
--	63.73	2024
3.	63.69	2018
4.	63.1	2017
5.	62.3	2019
6.	61.9	2008
7.	61.5	2023
8.	59.7	2007
9.	58.1	2016
10.	57.6	2010

TOUCHDOWNS

1.	34	2022
2.	33	2023
	33	2019
4.	32	2017
5.	28	2018
	28	2020
7.	27	1994
8.	26	2024
9.	25	1969
	25	1968
	25	1967
	25	1966

TOTAL OFFENSE

TOTAL YARDS		
1.	6,465	2022
2.	6,366	2017
3.	5,987	2018
4.	5,950	2023
5.	5,605	2021
6.	5,336	2013
7.	5,132	2020
8.	5,023	2019
9.	4,904	2009
10.	4,901	2007
--	4,504	2024

FIRST DOWNS

(SINCE 2001)		
1.	340	2017
2.	321	2018
3.	307	2022
4.	301	2021
5.	298	2023
6.	279	2013
7.	258	2007
8.	253	2019
9.	249	2009
10.	248	2020
--	219	2024

YARDS PER PLAY

(SINCE 2001)		
--	6.86	2024
1.	6.69	2022
2.	6.59	2020
3.	6.53	2023
4.	6.20	2018
5.	6.14	2017
6.	5.92	2019
7.	5.89	2009
8.	5.61	2013
9.	5.59	2010
10.	5.57	2004

YARDS PER GAME

1.	513.20	2020
--	500.44	2024
2.	495.83	2023
3.	461.79	2022
4.	460.54	2018
5.	454.71	2017
6.	431.15	2021
7.	421.00	1969
8.	418.58	2019
9.	410.46	2013
10.	408.67	2009

PUNTING

YARDS PER PUNT		
(SINCE 2001)		
1.	43.85	2021
2.	43.49	2011
3.	43.38	2020
4.	43.35	2019
5.	43.23	2014
6.	43.12	2016
7.	42.26	2023
8.	42.11	2015
9.	41.79	2008
10.	41.74	2002
--	41.73	2024

KICKING

FG MADE		
(SINCE 2001)		
1.	20	2017
2.	19	2018
3.	18	2022
4.	16	2023
	16	2019
6.	15	2014
	15	2010
	15	2006
9.	14	2004
10.	13	2021
--	10	2024

FG PERCENTAGE

(SINCE 2001)		
1.	90.9	2017
2.	88.2	2014
3.	86.4	2018
4.	85.7	2022
5.	84.2	2023
--	83.3	2024
6.	83.3	2010
7.	81.2	2021
8.	80.0	2019
9.	77.8	2004
10.	71.4	2006

KICK RETURNS

YARDS PER PUNT RETURN		
(SINCE 2001)		
1.	14.28	2013
--	12.15	2024
2.	11.53	2018
3.	10.42	2017
4.	10.13	2004
5.	9.18	2003
6.	9.06	2016
7.	8.60	2015
8.	8.42	2019
9.	8.38	2002
10.	8.25	2005

YARDS PER KICK RETURN

(SINCE 2001)		
1.	24.51	2013
2.	24.29	2010
3.	23.70	2018
4.	23.29	2019
5.	23.24	2014
6.	22.53	2002
7.	22.29	2009
--	21.50	2024
8.	20.96	2015
9.	20.09	2021
10.	19.86	2004

SCORING

TOTAL TOUCHDOWNS		
1.	64	1951
2.	63	2017
3.	60	2022
4.	57	2018
5.	55	2013
6.	52	2023
7.	46	2020
	46	2019
	46	2003
10.	45	1994
	45	1993
--	43	2024

POINTS PER GAME

--	36.55	2024
1.	36.17	1951
2.	35.50	2017
3.	34.62	2018
4.	34.50	2023
5.	34.40	2020
6.	33.79	2022
7.	31.85	2013
8.	31.60	1969
9.	30.89	1967
10.	30.58	2019

INDIVIDUAL PROGRAM RECORDS UPDATE

PASSING YARDS PER GAME SEASON LEADERS MIN. 10 GAMES

PLAYER	SEASON	GMS	YDS	AVG
-- Chandler Morris	2024	9*	3,087	343.0
1. Mason Fine	2018	13	3,793	291.8
2. Mason Fine	2017	14	4,052	289.4
3. Steve Ramsey	1969	10	2,828	282.8
4. Mitch Maher	1994	11	3,103	282.1
5. Chandler Rogers	2023	12	3,382	281.8
6. Mason Fine	2019	12	3,088	257.3
7. Austin Aune	2022	14	3,547	253.4
8. Steve Ramsey	1968	10	2,516	251.6
9. Giovanni Vizza	2007	10	2,388	238.8
10. Mitch Maher	1993	11	2,595	235.9

RECEIVING YARDS CAREER LEADERS

PLAYER	SEASONS	REC	AVG	YDS
1. Jaelon Darden	2017-20	230	12.09	2,782
2. Johnny Quinn	2003-06	187	14.53	2,718
--				
11. Rico Bussey Jr.	2016-19	128	15.16	1,941
12. Marcus Camper	1985-88	111	17.46	1,939
13. Pete Harvey	1978-81	164	11.78	1,932
14. Michael Lawrence	2016-19	143	13.48	1,929
15. Brelan Chancellor	2010-13	116	14.75	1,711
16. James Russell	1965-67	122	13.94	1,701
17. Damon Ward Jr.	2021-Pres.	112	14.63	1,638
18. Jalen Guyton	2017-18	103	15.33	1,580

RECEIVING YARDS PER GAME SEASON LEADERS MIN. 9 GAMES

PLAYER	SEASON	G	YDS	AVG
1. Jaelon Darden	2020	9	1,190	132.22
2. Casey Fitzgerald	2007	12	1,322	110.16
3. Casey Fitzgerald	2008	12	1,119	93.25
4. Rico Bussey Jr.	2018	12	1,017	84.75
5. Ja'Mori Maclin	2023	12	1,004	83.67
-- DT Sheffield	2024	9	721	80.11
6. Carlos Harris	2014	12	863	71.91
7. Darnell Smith	2013	12	791	65.71
8. Johnny Quinn	2004	12	785	65.41
9. Brandon Jackson	2007	12	784	65.33
10. Jalen Guyton	2017	12	775	64.58

CONSECUTIVE 200-YARD PASSING GAMES

PLAYER	STARTED	ENDED	GAMES
1. Chandler Rogers	9/9/23	11/25/23	11
Mitch Maher	11/20/93	11/12/94	11
3. Mason Fine	9/29/18	11/24/18	8
Mason Fine	9/23/17	11/18/17	8
Steve Ramsey	10/26/68	10/4/69	8
6. Derek Thompson	9/15/12	11/3/12	7
Mitch Maher	9/4/93	10/23/93	7
8. Chandler Morris	9/21/24		6
Giovanni Vizza	9/27/08	11/1/08	6
Steve Ramsey	10/18/69	11/22/69	6

RECEPTIONS CAREER LEADERS

PLAYER	SEASONS	YDS	AVG	REC
1. Jaelon Darden	2017-20	2,782	12.09	230
2. Casey Fitzgerald	2005-08	2,533	11.86	229
--				
13. Marvin Walker	1979-82	1,475	10.76	137
14. Rico Bussey	2016-19	1,941	15.16	128
15. Jim Russell	1965-67	1,701	13.94	122
16. Brandon Jackson	2004-07	1,247	10.39	120
17. Brelan Chancellor	2010-13	1,711	14.75	116
18. Damon Ward Jr.	2021-Pres.	1,638	14.63	112
19. Marcus Camper	1985-88	1,939	17.46	111

TOTAL OFFENSE SEASON LEADERS

PLAYER	SEASON	PLAYS	YDS
1. Mason Fine	2017	618	4,068
2. Mason Fine	2018	538	3,813
3. Austin Aune	2022	455	3,599
4. Chandler Rogers	2023	530	3,561
5. Mitch Maher	1994	458	3,280
6. Chandler Morris	2024	431	3,244
7. Derek Thompson	2013	454	3,053
8. Mason Fine	2019	469	2,990
9. Giovanni Vizza	2008	588	2,874
10. Scott Davis	1988	430	2,848

CONSECUTIVE 300-YARD PASSING GAMES

PLAYER	STARTED	ENDED	GAMES
1. Chandler Morris	9/21/24	10/26/24	5
2. Mason Fine	12/2/17	9/8/18	4
3. Chandler Rogers	10/14/23	10/28/23	3
Austin Aune	10/22/22	11/5/22	3
Mason Fine	10/19/19	11/2/19	3
6. Chandler Rogers	9/16/23	9/30/23	2
Austin Aune	9/17/22	10/9/22	2
Austin Aune	10/3/20	10/10/20	2
Mason Fine	10/20/18	10/27/18	2
Mason Fine	9/30/17	10/14/17	2
Giovanni Vizza	10/11/08	10/18/08	2
Daniel Meager	9/8/07	9/22/07	2
Mitch Maher	11/5/94	11/12/94	2
Scott Davis	9/17/88	9/24/88	2
Steve Ramsey	11/1/69	11/8/69	2
Steve Ramsey	11/2/68	11/9/68	2

RECEIVING TOUCHDOWNS CAREER LEADERS

PLAYER	SEASONS	REC	YDS	TD
1. Jaelon Darden	2017-20	230	2,782	38
2. Ron Shanklin	1967-69	144	2,465	31
--				
7. Casey Fitzgerald	2005-08	229	2,533	20
Jyaire Shorter	2018-22	58	1,320	20
9. John Love	1965-66	144	2,124	17
10. Jalen Guyton	2017-18	103	1,580	15
George Marshall	1999-02	78	1,194	15
-- Damon Ward Jr.	2021-Pres.	108	1,575	14

TOTAL PLAYS SEASON LEADERS

PLAYER	SEASON	PLAYS
1. Mason Fine	2017	618
2. Giovanni Vizza	2008	588
3. Mason Fine	2018	538
4. Chandler Rogers	2023	530
5. Giovanni Vizza	2007	516
6. Steve Ramsey	1969	481
7. Mason Fine	2019	469
8. Mitch Maher	1994	458
9. Austin Aune	2022	455
10. Derek Thompson	2013	454
11. Chandler Morris	2024	431

CONSECUTIVE 400-YARD PASSING GAMES

PLAYER	STARTED	ENDED	GAMES
1. Chandler Morris	10/19/24	10/26/24	2
Mason Fine	9/1/18	9/8/18	2

RUSHING TOUCHDOWNS, QUARTERBACK SEASON LEADERS

PLAYER	SEASON	ATT	YDS	TD
1. Jason Bean	2020	56	346	5
Riley Dodge	2009	104	463	5
3. Chandler Morris	2024	43	157	4
Chandler Rogers	2023	109	180	4
Scott Hall	2001	86	143	4
5. Austin Aune	2021	80	325	3
Derek Thompson	2013	64	157	3
Derek Thompson	2011	50	113	3
8. 11 Times				2

(Most Recently - Austin Aune, 2020)

YARDS PER RECEPTION SEASON LEADERS MIN. 20 RECEPTIONS

PLAYER	SEASON	REC	YDS	AVG
1. AV Collins	1949	30	949	31.63
2. Jyaire Shorter	2022	23	628	27.30
3. Troy Redwine	1993	34	867	25.50
4. Vance Jackson	1973	29	639	22.03
5. Ron Shanklin	1967	41	867	21.14
6. Johnny Quinn	2003	34	709	20.85
7. Scott Ford	1992	21	435	20.71
8. Deonte Simpson	2020	25	517	20.68
9. Jyaire Shorter	2019	24	473	19.70
10. Andy Blount	2003	22	415	18.86
-- Damon Ward Jr.	2024	26	462	17.77

TOTAL OFFENSE YARDS PER PLAY CAREER LEADERS MIN. 350 PLAYS (SINCE 2000)

PLAYER	SEASONS	PLAYS	YDS	AVG
-- Chandler Morris	2024	431	3,244	7.53
1. Austin Aune	2019-22	1,047	7,730	7.39
2. Chandler Rogers	2023	530	3,561	6.72
3. Derek Thompson	2009-13	1,211	7,700	6.36
4. Mason Fine	2016-19	1,980	12,561	6.34
5. Riley Dodge	2008-10	667	3,938	5.90
6. Scott Hall	2000-04	1,104	6,477	5.86
7. Jeffery Wilson	2014-17	562	3,205	5.70
8. Lance Dunbar	2008-11	782	4,224	5.40
9. DeAndre Torrey	2018-21	609	3,228	5.30
10. Jamario Thomas	2004-07	668	3,496	5.23

TOTAL OFFENSE YARDS PER PLAY SEASON LEADERS MIN. 100 PLAYS (SINCE 2001)

PLAYER	SEASON	PLAYS	YDS	AVG
1. Austin Aune	2020	212	1,679	7.92
2. Austin Aune	2022	455	3,599	7.91
-- Chandler Morris	2024	431	3,244	7.53
3. Jason Bean	2020	201	1,477	7.34
4. Ayo Adeyi	2022	112	807	7.21
5. Ayo Adeyi	2023	143	1,017	7.11
6. Scott Hall	2003	254	1,806	7.11
7. Mason Fine	2018	538	3,813	7.09
8. Lance Dunbar	2009	200	1,378	6.89
9. Derek Thompson	2013	454	3,053	6.72
10. Mason Fine	2017	618	4,068	6.58

