

• 2024-25 UTSA ROADRUNNERS WOMEN'S BASKETBALL •

| UTSA at UTEP | Nov. 16, 2024 | Don Haskins Center |

#CASHIN • #BIRDSUP • #LETSGO210

GO **UTSA**.COM



2024-25 SCHEDULE AND RESULTS

THE MATCHUP

HEAD-TO-HEAD

NOVEMBER

| | | |
|----|------------------------------------|-----------|
| 7 | at Texas A&M (SECN+) | L, 51-55 |
| 9 | UTRGV (ESPN+) | W, 74-69 |
| 14 | at New Mexico State (ESPN+) | W, 75-61 |
| 16 | at UTEP (TBD) | 12 p.m. |
| 20 | Texas A&M-Corpus Christi (ESPN+) | 6:30 p.m. |
| 28 | UNC Greensboro % (PPV Live Stream) | 10 a.m. |
| 29 | Towson % (PPV Live Stream) | 1 p.m. |

DECEMBER

| | | |
|----|------------------------|---------|
| 7 | Sam Houston (ESPN+) | 1 p.m. |
| 16 | at Stanford (ACCNX) | 2 p.m. |
| 19 | UT Arlington (ESPN+) | 4 p.m. |
| 21 | at Texas State (ESPN+) | 12 p.m. |
| 29 | at Charlotte * (ESPN+) | 1 p.m. |

JANUARY

| | | |
|----|----------------------------|-----------|
| 1 | UAB * (ESPN+) | 6:30 p.m. |
| 4 | at Tulsa * (ESPN+) | 2 p.m. |
| 8 | Rice * (ESPN+) | 6:30 p.m. |
| 11 | Wichita State (ESPN+) * | 12 p.m. |
| 15 | at Memphis * (ESPN+) | 7 p.m. |
| 18 | at UAB * (ESPN+) | 1 p.m. |
| 22 | Tulsa * (ESPN+) | 6:30 p.m. |
| 29 | at South Florida * (ESPN+) | 6 p.m. |

FEBRUARY

| | | |
|----|----------------------------|-----------|
| 1 | Temple * (ESPN+) | 2 p.m. |
| 4 | North Texas * (ESPN+) | 6:30 p.m. |
| 8 | at Wichita State * (ESPN+) | 1 p.m. |
| 12 | East Carolina * (ESPN+) | 6:30 p.m. |
| 15 | Memphis * (ESPN+) | 2 p.m. |
| 22 | at Rice * (ESPN+) | TBD |
| 25 | at Tulane * (ESPN+) | 6:30 p.m. |

MARCH

| | | |
|------|-----------------------------------|---------|
| 1 | Florida Atlantic * (ESPN+) | 12 p.m. |
| 4 | at East Carolina * (ESPN+) | 5 p.m. |
| 8-12 | AAC Championships (ESPN Networks) | TBD |

All Times Central | Home Games in **Bold** | Neutral Site Games in *Italics*
Puerto Rico Classico % | AAC Games *

WE ARE UTSA

When referencing University of Texas at San Antonio Athletics, please use the acronym **UTSA** and the nickname **ROADRUNNERS**. Please refrain from using UT-San Antonio, Texas-San Antonio, UT-SA, Lady Roadrunners or any other variation.

• The UTSA women's basketball program is looking to cap off a road swing with a win, as they are set to face UTEP at noon on Saturday at the Don Haskins Center in El Paso, Texas.

• The Roadrunners (2-1, 0-0 The American) are hot off a 75-61 victory over New Mexico State, with redshirt senior Jordyn Jenkins pacing the squad to the tune of 27 points and 11 rebounds.

• The Miners (2-0, 0-0 CUSA) have yet to fall in 2024-25, first besting Tarleton State 52-49 before taking down Morehead State 68-41.

• A trio of squad members average double-digit scoring figures in the form of Ivane Tensale (15.0), Portia Adams (11.0) and Luisa Vydrova (11.0).

• Vydrova is also second on the team in rebounds, collecting 6.0 RPG, while Mary Moses Amaniyo hauls in 6.5 RPG.

• UTSA and UTEP met a year ago, and the 'Runners got the best of the Miners in the Convocation Center, 90-66.

• Now the program's Director of Operations, Elyssa Coleman, scored a game-high 23 points on 11-for-13 shooting that helped the squad convert 58% from the field.

• In addition to her success, Love posted 16 points, with then-sophomore Siena Guttadauro logging 12 and then-freshman Emma Lucio sinking her first collegiate bucket.

WHERE TO WATCH: N/A

Watch: goutsa.com/wbblive
N/A (play-by-play)
N/A (analyst)

GAME COVERAGE

Stats: goutsa.com/wbbstats
Watch: goutsa.com/wbblive
X (Twitter): @UTSAWBB

WHERE TO LISTEN: THE BULL 93.3

www.goutsa.com/wbbradio
Neal Raphael (play-by-play)
The iHeartRadio app

PREVIOUS GAME STARTERS (75-61 WIN AT UTEP)



11
**SIDNEY
LOVE**
JR • G • 5-8



2
**ALEXIS
PARKER**
JR • G • 5-9



4
**DAMARA
ALLEN**
FR • G • 5-10



32
**JORDYN
JENKINS**
R-SR • F • 6-0



25
**IDARA
UDO**
SO • F • 6-1

QUICK FACTS

Institution Name..... The University of Texas at San Antonio (UTSA)
 Location..... San Antonio, Texas
 Founded..... 1969
 Enrollment..... 35,900
 Nickname..... Roadrunners
 School Colors..... Navy Blue (PMS 289), Orange (PMS 1665), White
 Arena (Capacity)..... Convocation Center (2,650)
 Year Opened..... 1975
 Conference..... American Athletic Conference
 President..... T. Taylor Eighmy, Ph.D. (Tufts, 1980)
 Vice President/Athletics Director..... Lisa Campos (Colorado State)
 Athletic Department Phone..... 210.458.4161
 Ticket Office Phone..... 210.458.UTSA (8872)

TEAM INFORMATION

2023-24 Overall Record..... 18-15
 Home / Away / Neutral..... 10-4/7-10/1-1
 Conference Record/Finish..... 10-8/4th
 Letterwinners Returning/Lost..... 9/7
 Starters Returning/Lost..... 4/2
 Newcomers..... 6

HISTORY

First Year of Basketball..... 1981-82
 All-Time Record (pct.)..... 560-636 (.466)
 All-Time AAC Record (pct.)..... 10-8 (.556)
 Conference Regular Season Championships..... 2
 2002-03 (Southland) • 2008-09 (Southland)
 Conference Tournament Championships..... 2
 2008 (Southland) • 2009 (Southland)
 Postseason Tournament Appearances/Record..... 3/1-3 (.250)
 2008 (NCAA) • 2009 (NCAA) • 2024 (WNIT)
 NCAA Tournament Appearances/Record..... 2/0-2 (.000)
 2008 • 2009
 Last NCAA Postseason Opponent/Result..... 2009
 Lost to No. 2 seed Baylor, 87-82 OT (March 22, 2009)
 WNIT Tournament Appearances/Record..... 1/1-1 (.500)
 2024
 Last WNIT Postseason Opponent/Result..... 2024
 Lost to Wyoming, 80-64 in Second Round (March 24, 2024)

COACHING STAFF

Head Coach.....Karen Aston (Fourth season - Little Rock, 1987)
 Record at UTSA (Years).....40-58 (Four seasons)
 Career Record (Years)..... 324-204 (18 seasons)
 Assoc. Head Coach.....Jamie Carey (Fourth Season - Texas, 2004)
 Assistant Coach . Cameron Miles (Fourth Season • San Diego, 2013)
 Assistant Coach..... Chantel Govan (Second Season • UTSA, 2022)
 Assistant Coach..... Sophia Ramos (Second Season • San Diego St., 2022)
 Assistant Coach..... Angel Almaguer (Second Season • UTSA 2022)
 Director of Operations.. Elyssa Coleman (First Season • UTSA, 2022)
 Director of PerformanceCarl Austin III (Fourth Season • UTSA, 2018)
 Athletic Trainer..... Tam-Anh Nguyen (Third Season • Texas, 2019)
 Graduate Assistant..... Christian Hyde (First Season • UIW, 2023)

ATHLETICS COMMUNICATIONS

Associate Athletics Director/Communications..... Kyle Stephens
 Assistant Director [WBB Contact]..... Ryan Smith
 Smith's Email Address..... ryan.smith2@utsa.edu
 Smith's Cell Phone..... 361.442.9600
 Website..... goutsa.com

ROADRUNNER NOTES AND NEWS

LAST TIME OUT

- The Roadrunners (2-1, 0-0 The American) are hot off a 75-61 victory over New Mexico State, with redshirt senior Jordyn Jenkins pacing the squad to the tune of 27 points and 11 rebounds.
- She recorded her second double-double of the season on 9-for-14 shooting and an 8-for-8 mark from the charity stripe.
- Sophomore Idara Udo scored 11 and hauled in four boards, and graduate student Nina De Leon Negron charted 14 points with a career-high four three-pointers.
- Junior Sidney Love dished out seven assists with eight points.

DOUBLE TROUBLE

- Both redshirt senior Jordyn Jenkins and junior Sidney Love posted double-doubles across the opening week of competition.
- Jenkins charted 18 points and 11 rebounds on 11/7 against Texas A&M in the season opener, before Love logged 21 points and 11 assists against UTRGV on 11/9
- Their performances represented the 17th double-double of Jenkins collegiate tenure and the second of Love's career

NOTE PAD

2024-25 WOMEN'S BASKETBALL ROSTER

| # | Name | Pos | Ht | Yr. | Hometown • High School / Previous School |
|----|---------------------|-----|------|----------|----------------------------------------------------------------|
| 1 | Siena Guttadauro | G | 5-6 | JR.-3L | San Jose, Calif./Archbishop Mitty HS |
| 2 | Alexis Parker | G | 5-9 | Jr.-2L | San Antonio, Texas/Brandeis HS |
| 3 | Emma Lucio | G | 5-9 | So.-1L | Edinburg, Texas / Robert Vela HS |
| 4 | Damara Allen | G | 5-10 | Fr.-HS | Aurora, Colo. / Cherokee Trail HS |
| 5 | Mia Hammonds | G | 6-3 | Fr.-HS | Cibolo, Texas / Steele HS |
| 7 | Nyayongah Gony | F | 6-4 | R-Sr.-TR | Lincoln, Neb. / Lincoln HS / Miami (Fla.) / Mississippi State |
| 8 | Nina De Leon Negron | G | 5-6 | GS.-TRS | San Juan, Puerto Rico / Monteverde Academy / Austin Peay / UIW |
| 11 | Sidney Love | G | 5-8 | Jr.-2L | Cibolo, Texas/Steele HS |
| 12 | Aysia Proctor | G | 5-8 | So.-1L | Schertz, Texas / Samuel Clemens HS |
| 13 | Taylor Ross | F | 6-1 | Fr.-HS | San Antonio, Texas / Brennan HS |
| 20 | Maya Linton | F | 6-0 | Jr.-2L | Duncanville, Texas/Duncanville HS |
| 21 | Cheyenne Rowe | F | 6-2 | Jr.-1L | Ajax, Ontatio / Bill Crothers Secondary School / JMU |
| 25 | Idara Udo | F | 6-1 | So.-1L | Plano, Texas / Plano East HS |
| 32 | Jordyn Jenkins | F | 6-0 | R-Sr.-2L | Renton, Wash./Kentridge HS/Southern California |
| 33 | Emilia Dannebauer | F/C | 6-4 | Fr.-HS | Berlin, Germany / Sportgymnasium Chemnit |

UTSA RECORD WHEN...

| Category | H | R | N | O |
|-----------------------------------------|------------------------------------------------|-----|-----|-----|
| Overall | 1-0 | 1-1 | 0-0 | 2-1 |
| Conference | 0-0 | 0-0 | 0-0 | 0-0 |
| Non-Conference | 2-0 | 0-1 | 0-0 | 2-1 |
| Overtime | 0-0 | 0-0 | 0-0 | 0-0 |
| Double Overtime | 0-0 | 0-0 | 0-0 | 0-0 |
| Top-10 Opponents | 0-0 | 0-0 | 0-0 | 0-0 |
| Top-25 Opponents | 0-0 | 0-0 | 0-0 | 0-0 |
| Receiving Votes | 0-0 | 0-0 | 0-0 | 0-0 |
| Wear White | 1-0 | 0-0 | 0-0 | 1-0 |
| Wear Orange | 0-0 | 1-0 | 0-0 | 1-0 |
| Wear Navy | 0-0 | 0-1 | 0-0 | 0-1 |
| In November | 1-0 | 1-1 | 0-0 | 2-1 |
| In December | 0-0 | 0-0 | 0-0 | 0-0 |
| In January | 0-0 | 0-0 | 0-0 | 0-0 |
| In February | 0-0 | 0-0 | 0-0 | 0-0 |
| In March | 0-0 | 0-0 | 0-0 | 0-0 |
| Lead at Half | 1-0 | 1-0 | 0-0 | 2-0 |
| Trail at Half | 0-0 | 0-1 | 0-0 | 0-1 |
| Tied at Half | 0-0 | 0-0 | 0-0 | 0-0 |
| Decided by 1-4 Points | 0-0 | 0-1 | 0-0 | 0-1 |
| Decided by 5-9 Points | 1-0 | 0-0 | 0-0 | 1-0 |
| Decided by 10+ Points | 0-0 | 1-0 | 0-0 | 1-0 |
| Scoring 80+ | 0-0 | 0-0 | 0-0 | 0-0 |
| Scoring 70-79 | 1-0 | 1-0 | 0-0 | 2-0 |
| Scoring 60-69 | 0-0 | 0-0 | 0-0 | 0-0 |
| Scoring 50-59 | 0-0 | 0-1 | 0-0 | 0-1 |
| Scoring 0-49 | 0-0 | 0-0 | 0-0 | 0-0 |
| Opp. Scoring 80+ | 0-0 | 0-0 | 0-0 | 0-0 |
| Opp. Scoring 70-79 | 0-0 | 0-0 | 0-0 | 0-0 |
| Opp. Scoring 60-69 | 1-0 | 1-0 | 0-0 | 2-0 |
| Opp. Scoring 50-59 | 0-0 | 0-1 | 0-0 | 0-1 |
| Opp. Scoring 0-49 | 0-0 | 0-0 | 0-0 | 0-0 |
| FG 50% or Higher | 1-0 | 0-0 | 0-0 | 1-0 |
| FG 40-49.9% | 0-0 | 1-0 | 0-0 | 1-0 |
| FG 39.9% or Lower | 0-0 | 0-1 | 0-0 | 0-1 |
| Opp. FG 50% or Higher | 1-0 | 0-0 | 0-0 | 1-0 |
| Opp. FG 40-49.9% | 0-0 | 1-0 | 0-0 | 1-0 |
| Opp. FG 39.9% or Lower | 0-0 | 0-1 | 0-0 | 0-1 |
| Better FG% than Opp. | 1-0 | 1-0 | 0-0 | 2-0 |
| FG% is Equal | 0-0 | 0-0 | 0-0 | 0-0 |
| Opp. Better FG% | 0-0 | 0-1 | 0-0 | 0-1 |
| FT 80% or Higher | 0-0 | 1-0 | 0-0 | 1-0 |
| FT 70-79.9% | 1-0 | 0-0 | 0-0 | 1-0 |
| FT 69.9% or Lower | 0-0 | 0-1 | 0-0 | 0-1 |
| Opp. FT 80% or Higher | 0-0 | 0-0 | 0-0 | 0-0 |
| Opp. FT 70-79.9% | 0-0 | 1-0 | 0-0 | 1-0 |
| Opp. FT 69.9% or Lower | 1-0 | 0-1 | 0-0 | 1-1 |
| Better FT% than Opp. | 1-0 | 1-0 | 0-0 | 2-0 |
| FT% is Equal | 0-0 | 0-0 | 0-0 | 0-0 |
| Opp. Better FT% | 0-0 | 0-1 | 0-0 | 0-1 |
| Outrebounding Opp. | 1-0 | 1-0 | 0-0 | 2-0 |
| Rebounds are Equal | 0-0 | 0-0 | 0-0 | 0-0 |
| Outrebounded by Opp. | 0-0 | 0-1 | 0-0 | 0-1 |
| More Assists than Opp. | 1-0 | 1-0 | 0-0 | 2-0 |
| Assists are Equal | 0-0 | 0-0 | 0-0 | 0-0 |
| Fewer Assists than Opp. | 0-0 | 0-1 | 0-0 | 0-1 |
| Fewer TO than Opp. | 1-0 | 0-1 | 0-0 | 1-1 |
| Turnovers are Equal | 0-0 | 0-0 | 0-0 | 0-0 |
| More TO than Opp. | 0-0 | 1-0 | 0-0 | 1-0 |
| 4+ in Double Figures | 0-0 | 0-0 | 0-0 | 0-0 |
| 3 in Double Figures | 0-0 | 1-0 | 0-0 | 1-0 |
| 2 in Double Figures | 1-0 | 0-1 | 0-0 | 1-1 |
| 1 in Double Figures | 0-0 | 0-0 | 0-0 | 0-0 |
| Bench Scores More | 1-0 | 1-0 | 0-0 | 2-0 |
| Bench Points are Equal | 0-0 | 0-0 | 0-0 | 0-0 |
| Opp. Bench Scores More | 0-0 | 0-1 | 0-0 | 0-1 |
| More Fast Break Points | 1-0 | 0-0 | 0-0 | 1-0 |
| Fast Break Points are Equal | 0-0 | 0-1 | 0-0 | 0-1 |
| Fewer Fast Break Points | 0-0 | 1-0 | 0-0 | 1-0 |
| More Points in Paint | 1-0 | 1-1 | 0-0 | 2-1 |
| Points in Paint Equal | 0-0 | 0-0 | 0-0 | 0-0 |
| Fewer Points in Paint | 0-0 | 0-0 | 0-0 | 0-0 |
| Highest Scoring Quarter | 25 / November 14, 2024 at New Mexico State | | | |
| 1Q | 19 / November 9, 2024 vs UTRGV | | | |
| 2Q | 17 / November 14, 2024 at New Mexico State | | | |
| 3Q | 21 / November 9, 2024 vs UTRGV | | | |
| 4Q | | | | |
| Lowest Scoring Quarters | 12 / November 7, 2024 at Texas A&M | | | |
| 1Q | 10 / November 7, 2024 at Texas A&M | | | |
| 2Q | 15 / November 9, 2024 vs UTRGV | | | |
| 3Q | 13 / November 7, 2024 at Texas A&M | | | |
| 4Q | | | | |
| Opponent Highest Scoring Quarters | 16 / November 14, 2024 at New Mexico State | | | |
| 1Q | 19 / November 9, 2024 vs UTRGV | | | |
| 2Q | 27 / November 9, 2024 vs UTRGV | | | |
| 3Q | 15 / November 7, 2024 at Texas A&M | | | |
| 4Q | | | | |
| Opponent Lowest Scoring Quarters | 12 / November 9, 2024 vs UTRGV | | | |
| 1Q | 11 / November 7, 2024 at Texas A&M | | | |
| 2Q | 14 / November 7, 2024 at Texas A&M | | | |
| 3Q | 11, 2x / November 14, 2024 at New Mexico State | | | |
| 4Q | | | | |
| Largest Halftime & Final Score | 39 / November 14, 2024 at New Mexico State | | | |
| Half | 75 / November 14, 2024 at New Mexico State | | | |
| Final | | | | |
| Lowest Halftime & Final Score | 22 / November 7, 2024 at Texas A&M | | | |
| Half | 51 / November 7, 2024 at Texas A&M | | | |
| Final | | | | |
| Opponent Largest Halftime & Final Score | 33 / November 14, 2024 at New Mexico State | | | |
| Half | 69 / November 9, 2024 vs UTRGV | | | |
| Final | | | | |
| Opponent Lowest Halftime & Final Score | 26 / November 7, 2024 at Texas A&M | | | |
| Half | 55 / November 7, 2024 at Texas A&M | | | |
| Final | | | | |

NOTES AND NEWS CONT.

DIME DROPPER

- Junior Sidney Love was phenomenal against UTRGV on 11/9 recording a career-high 11 assists to go with 21 points, five rebounds, and five steals
- Love became the first squad member to tally 20-plus points and 10-plus rebounds in a single game since UTSA Athletics Hall of Farmer Monica Gibbs charted 20 points and 10 assists in a matchup with Lamar on Feb. 28, 2009.
- No 'Runner has recorded double-digit assist figures since Karrington Donald on Jan. 2, 2021, against Rice.

'RUNNERS IN THE RANKINGS

- The Roadrunners ended 2023-24 ranked at or near the top in several statistical categories at both the national and conference level recording: 44.5 Rebounds per game (6th in NCAA, 1st in AAC), 15.8 Offensive Rebounds Per Game (10th in NCAA, 3rd in AAC), +8.2 Rebound Margin (13th in NCAA, 1st in AAC), 36.3% Field Goal Defense (19th in NCAA, 1st in AAC), 28.6 Defensive Rebounds per game (27th in NCAA, 2nd in AAC), 4.6 Blocks Per Game (32nd in NCAA, 3rd in AAC).

FOR THE FIRST TIME

- UTSA is coming off a season that saw them pick up the programs first postseason victory on March 21, 2024 as they took down Northern Colorado, 80-62, in the First Round of the 2024 Postseason WNIT.
- The Roadrunners fell in the Second Round to Wyoming, 80-64 in Laramie, and are now 1-3 all-time in national postseason play.
- It was UTSA's third national postseason selection, following first-round exits in the 2007-08 and 2008-09 NCAA Tournaments, both coming as a result of winning the Southland Conference Tournament Championship.
- In their last NCAA postseason bout, UTSA hung tough, taking No. 2 seed Baylor to overtime in Lubbock in the opening round of the NCAA Tournament before falling 87-82 on March 22, 2009.
- In UTSA's first NCAA Tournament contest, they suffered a 92-51 defeat at the hands of No. 2 seed Texas A&M in Baton Rouge, Louisiana on March 21, 2008.

YEAR TWO IN THE AMERICAN

- The Roadrunners embarked on their first season as a member of the American Athletic Conference last year, going 10-8 in conference play before edging past South Florida in the quarterfinal of the 2023-24 American Championships, and falling to East Carolina in the semi-finals.
- The step up in competition didn't faze the Roadrunners, as a 10-8 mark represented the first time since the 2016-17 season that UTSA posted a winning conference record, while the 'Runners 18-15 overall mark was the first overall winning record since managing a 16-15 record across 2014-15.
- This marked back-to-back seasons in which UTSA reached the semifinals of its conference tournament, and the 11th semifinal appearance in the program's history.

NOTES AND NEWS CONT.

- UTSA joined the league from Conference USA where they went 44-107, and last claimed a league championship as a member of the Southland Conference
- The 'Runners were the 2002-03 SLC Regular Season Champs, and won the league again in 2008-09.
- The program has won two SLC Tournaments in its history, punching its ticket to the NCAA Tournament in 2008 and 2009.

GUESS WHO'S BACK?

- The 2022-23 CUSA Player and Newcomer of the Year, Jordyn Jenkins will be back in action for UTSA after she was sidelined for the majority of the 2023-24 campaign.
- Jenkins became the third player in CUSA history to win all three awards and the first in 10 years, was the first Roadrunner to earn C-USA Player of the Year, and was the first UTSA student-athlete to win four CUSA Player of the Week honors in a single season.
- She was awarded All-Texas First-Team by Dave Campbell's Texas Basketball, after leading the league with 659 points, averaging 20.6 PPG at a 49.3% clip 659 points scored serves as the UTSA school record.
- Jenkins maintained a 79.0% free throw percentage and recorded 7.5 RPG and 1.3 SPG.
- She appeared in the final 12 games of the 2023-24 season, averaged 17.1 PPG and 6.8 RPG with 15 steals and 13 blocks despite a minutes restriction
- Jenkins quickly made an impact upon her return, earning AAC Player of the Week honors.
- She won the award on Feb. 19 after battling two of The American's top teams in Tulsa and UNT, first scored 11 points and snagging seven boards against the Golden Hurricane before exploding for 29 points and four rebounds in just 24 minutes against the Mean Green.
- She's primed for another sensational season, with the goal of becoming the first player in the history of the program to make a WNBA roster.

BACK IN ACTION

- In addition to Jordyn Jenkins, UTSA returns a trio of top performers, including junior Sidney Love, and sophomores Idara Udo and Aysia Proctor.
- Love started all but one contest for the 'Runners, finishing second on the team with 106 assists and a team-high 43 steals with 9.6 PPG.
- Udo received an AAC Freshman of the Week honor, and figures to play a major role defensively in 2024-25 after hauling in 195 rebounds with 25 blocks and 15 steals.
- Proctor, meanwhile, was a three-time conference Freshman of the Week, becoming the first to win three since Mikayla Woods did so in Conference USA across the 2019-20 campaign.
- She averaged 9.7 PPG at a 44.8% clip, and knocked down the second-most triples on the team nailing 40 at a 38.5% rate.

NOTABLE NEWCOMERS

- UTSA added five to the squad, including transfer pieces in Nina De Leon Negrón (UIW) and Nyayongah Gony (Mississippi State).
- De Leon Negrón has been one of the Southland's top point guards, winning SLC Newcomer of the Year in 2022-23, along with an all-defensive team pick, ahead of a first-team selection in 2023-24.
- Including her time at Austin Peay before UIW she averages 8.19 PPG and 4.4 RPG while dishing out 352 assists.
- Gony has appeared in 49 games between stints at Mississippi State and Miami, and previously was as the top recruit in the state of Nebraska, receiving a four-star rating from both espnW HoopGurlz and ProspectsNation.com.
- True freshman Damara Allen, Mia Hammonds, Taylor Ross, and Emilia Dannebauer.

BIG SHOES TO FILL

- The Roadrunners will have to replace critical members of the squad, as Kyra White signed a professional contract after graduating, and Elyssa Coleman transitions to a role as Director of Basketball Operations.
- White signed a one-year professional contract with Fr. Mathews Basketball Club out of Ireland, where she'll compete on the organization's Women's Super League team (WSL).
- She wrapped up 2023-24 with 4.8 assists per game, a figure that slotted her second in the AAC, and she also posted a 1.65 assists/turnover ratio that ranked third.
- White played 34.7 minutes per game for the third most in the league and 1.0 blocks per game were 10th.
- In addition to her stellar assist number she charted 9.9 points per game, 5.0 rebounds per game, and was second on the team swiping 34 steals.
- Coleman, meanwhile initially planned to return for the 2024-25 season, before an offseason injury pushed her towards a medical retirement.
- After redshirting at Texas, Coleman transferred to UTSA and had an immediate impact on the squad, eventually becoming the program's all-time blocking leader swatting 140 shots and joining the 500-rebound club with 588 boards representing the ninth-most in program history.
- Across 94 games for the Roadrunners she started 78, averaging 9.3 PPG and 7.2 RPG.
- She was named to the 2022-23 Conference-USA All-Defensive Team as a redshirt sophomore, and for her work in the classroom was featured on the 2021-22 C-USA Commissioners Honor Roll and the 2023-24 American Athletic Conference All-Academic Team.

ALL ABOARD THE ASTON EXPRESS

- The UTSA rebuild is ahead of schedule, as head coach Karen Aston inherited a 2-18 squad in 2021 and never looked back.
- Aston who holds a career record of 322-203, has gone 38-57 at UTSA across three seasons improving from a 7-23 mark in 2021-22, to 13-19 in 2022-23 and 18-15 in 2023-24.
- Under her tutelage, the Roadrunners achieved their first ever postseason victory on March 21, 2024 as they took down Northern Colorado, 80-62, in the First Round of the 2024 Postseason WNIT, and also recorded the most wins in a single season since 2008-09, the first national postseason selection since 2008-09.
- The 'Runners finished fourth in the conference for the highest since the 2014-15 CUSA campaign and went 8-7 for the first winning nonconference record since 2013-14.
- UTSA's NET ranking of 136 in 2023-24 was the program's highest ranking to conclude a season since NET rankings began, and an average opponent NET of 97 was also the highest.

ROSTER ANALYSIS

NUMERICAL ROSTER

| # | NAME | POS | HT | YR. | EXP | HOMETOWN / PREVIOUS SCHOOL |
|----|---------------------|-----|------|-------|-----|----------------------------------------------------------------|
| 1 | Siena Guttadauro | G | 5-6 | JR. | 3L | San Jose, Calif./Archbishop Mitty HS |
| 2 | Alexis Parker | G | 5-9 | Jr. | 2L | San Antonio, Texas/Brandeis HS |
| 3 | Emma Lucio | G | 5-9 | So. | 1L | Edinburg, Texas / Robert Vela HS |
| 4 | Damara Allen | G | 5-10 | Fr. | HS | Aurora, Colo. / Cherokee Trail HS |
| 5 | Mia Hammonds | G | 6-3 | Fr. | HS | Cibolo, Texas / Steele HS |
| 7 | Nyayongah Gony | F | 6-4 | R-Sr. | TR | Lincoln, Neb. / Lincoln HS / Miami (Fla.) / Mississippi State |
| 8 | Nina De Leon Negron | G | 5-6 | GS. | TR | San Juan, Puerto Rico / Monteverde Academy / Austin Peay / UIW |
| 11 | Sidney Love | G | 5-8 | Jr. | 2L | Cibolo, Texas/Steele HS |
| 12 | Aysia Proctor | G | 5-8 | So. | 1L | Schertz, Texas / Samuel Clemens HS |
| 13 | Taylor Ross | F | 6-1 | Fr. | HS | San Antonio, Texas / Brennan HS |
| 20 | Maya Linton | F | 6-0 | Jr. | 2L | Duncanville, Texas/Duncanville HS |
| 21 | Cheyenne Rowe | F | 6-2 | Jr. | 1L | Ajax, Ontatio / Bill Crothers Secondary School / JMU |
| 25 | Idara Udo | F | 6-1 | So. | 1L | Plano, Texas / Plano East HS |
| 32 | Jordyn Jenkins | F | 6-0 | R-Sr. | 2L | Renton, Wash./Kentridge HS/Southern California |
| 33 | Emilia Dannebauer | F/C | 6-4 | Fr. | HS | Berlin, Germany / Sportgymnasium Chemnit |

ALPHABETICAL ROSTER

| # | NAME | POS | HT | YR. | EXP | HOMETOWN / PREVIOUS SCHOOL |
|----|---------------------|-----|------|-------|-----|----------------------------------------------------------------|
| 4 | Damara Allen | G | 5-10 | Fr. | HS | Aurora, Colo. / Cherokee Trail HS |
| 33 | Emilia Dannebauer | F/C | 6-4 | Fr. | HS | Berlin, Germany / Sportgymnasium Chemnit |
| 8 | Nina De Leon Negron | G | 5-6 | GS. | TR | San Juan, Puerto Rico / Monteverde Academy / Austin Peay / UIW |
| 7 | Nyayongah Gony | F | 6-4 | R-Sr | TR | Lincoln, Neb. / Lincoln HS / Miami (Fla.) / Mississippi State |
| 1 | Siena Guttadauro | G | 5-6 | JR. | 3L | San Jose, Calif./Archbishop Mitty HS |
| 5 | Mia Hammonds | G | 6-3 | Fr. | HS | Cibolo, Texas / Steele HS |
| 32 | Jordyn Jenkins | F | 6-0 | R-Sr. | 2L | Renton, Wash./Kentridge HS/Southern California |
| 20 | Maya Linton | F | 6-0 | Jr. | 2L | Duncanville, Texas/Duncanville HS |
| 11 | Sidney Love | G | 5-8 | Jr. | 2L | Cibolo, Texas/Steele HS |
| 3 | Emma Lucio | G | 5-9 | So. | 1L | Edinburg, Texas / Robert Vela HS |
| 2 | Alexis Parker | G | 5-9 | Jr. | 2L | San Antonio, Texas/Brandeis HS |
| 12 | Aysia Proctor | G | 5-8 | So. | 1L | Schertz, Texas / Samuel Clemens HS |
| 13 | Taylor Ross | F | 6-1 | Fr. | HS | San Antonio, Texas / Brennan HS |
| 21 | Cheyenne Rowe | F | 6-2 | Jr. | 1L | Ajax, Ontatio / Bill Crothers Secondary School / JMU |
| 25 | Idara Udo | F | 6-1 | So. | 1L | Plano, Texas / Plano East HS |

ROSTER BREAKDOWN

BY CLASS

| | |
|----------------------|----------------------------------------|
| Graduate Student (1) | De Leon Negron |
| Senior (2) | Gony, Jenkins |
| Junior (5) | Guttadauro, Linton, Love, Parker, Rowe |
| Sophomore (3) | Lucio, Proctor, Udo |
| Freshman (4) | Allen, Dannebauer, Hammonds, Ross |

BY POSITION

| | |
|-------------|---------------------------------------------------------------------------|
| Guard (8) | Allen, De Leon Negron, Guttadauro, Hammonds, Love, Lucio, Parker, Proctor |
| Forward (6) | Gony, Jenkins, Linton, Rowe, Ross, Udo |
| Center (1) | Dannebauer |

BY STATE

| | |
|-----------------|-----------------------------------------------------------|
| Texas (8) | Hammonds, Love, Linton, Lucio, Parker, Proctor, Ross, Udo |
| California (1) | Guttadauro |
| Canada (1) | Rowe |
| Colorado (1) | Allen |
| Germany (1) | Dannebauer |
| Nebraska (1) | Gony |
| Puerto Rico (1) | De Leon Negron |
| Washington (1) | Jenkins |

PRONUNCIATION GUIDE

| FIRST | LAST |
|-----------------------|----------------------------|
| 1 Siena Guttadauro | Goo-tuh-DAR (like far)-roh |
| 3 Emma Lucio | Loose-E-O |
| 4 Damara Allen | Duh-mare-uh |
| 7 Nyayongah Gony | Nye-ON-Guh |
| 8 Nina De Leon Negron | Go-Knee |
| 12 Aysia Proctor | De Le-own Neg-rr-on |
| 25 Idara Udo | Asia |
| 33 Emilia Dannebauer | ID-are-Uh |
| | oo-doe |
| | Dan-boww-er |

Visit gouts.com/wbbnames to listen to audio pronunciations

Head Coach: Karen Aston (Fourth season • Little Rock, 1987)

Associate Head Coach: Jamie Carey (Fourth season • Texas, 2004)

Assistant Coach / Coordinator of Scouting: Cameron Miles (Fourth season • San Diego, 2013)

Assistant Coach / Recruiting Coordinator: Chantel Govan (Second season • UTSA, 2022)

Assistant Coach: Sophia Ramos (Second season • San Diego State, 2022)

Assistant Coach: Angel Almaguer (Second Season • UTSA 2022)

Director of Operations: Elyssa Coleman (First Season • UTSA, 2022)

Director of Basketball Performance: Carl Austin III (Fourth season • UTSA, 2018)

Athletic Trainer: Tam-Anh Nguyen (Third season • Texas, 2019)

Graduate Assistant: Christian Hyde (First Season • UIW, 2023)

2024-25 UTSA WOMEN'S BASKETBALL ROSTER



1
SIENA GUTTADAURO
JR • G • 5-6
SAN JOSE, CALIFORNIA



2
ALEXIS PARKER
JR • G • 5-9
SAN ANTONIO, TEXAS



3
EMMA LUCIO
SO • G • 5-9
EDINBURG, TEXAS



4
DAMARA ALLEN
FR • G • 5-10
AURORA, COLO.



5
MIA HAMMONDS
FR • G • 6-3
CIBOLO, TEXAS



7
NYAYONGAH GONY
R-SR • F • 6-4
LINCOLN, NEBRASKA



8
NINA DE LEON NEGRON
GS • G • 5-6
SAN JUAN, PUERTO RICO



11
SIDNEY LOVE
JR • G • 5-8
CIBOLO, TEXAS



12
AYSIA PROCTOR
SO • G • 5-8
SCHERTZ, TEXAS



13
TAYLOR ROSS
FR • F • 6-1
SAN ANTONIO, TEXAS



20
MAYA LINTON
JR • F • 5-11
DUNCANVILLE, TEXAS



21
CHEYENNE ROWE
JR • F • 6-2
AJAX, ONTARIO, CANADA



25
IDARA UDO
SO • F • 6-1
PLANO, TEXAS



32
JORDYN JENKINS
R-SR • F • 6-0
RENTON, WASHINGTON



33
EMILIA DANNEBAUER
FR • F/C • 6-4
BERLIN, GERMANY




HC
KAREN ASTON
HEAD COACH
FOURTH SEASON



AC
JAMIE CAREY
ASSOCIATE HEAD COACH
FOURTH SEASON



AC
CAMERON MILES
ASSISTANT COACH
THIRD SEASON



AC
CHANTEL GOVAN
ASSISTANT COACH
THIRD SEASON



AC
SOPHIA RAMOS
ASSISTANT COACH
SECOND SEASON



AC
ANGEL ALMAGUER
ASSISTANT COACH
SECOND SEASON

SUPERLATIVES

DOUBLE-DOUBLE TRACKER

| Date / Opp. | Who | Stat |
|--------------------|----------------------|-------------------------|
| Nov. 7 / Texas A&M | Jenkins | 18 Points / 11 Rebounds |
| Nov. 9 / UTRGV | Love | 21 Points / 11 Assists |
| Nov. 14 / NM State | Jenkins ² | 27 Points / 11 Rebounds |

DOUBLE-DIGIT POINTS

| Date / Opp. | Who | Stat |
|--------------------|----------------------|-----------|
| Nov. 7 / Texas A&M | Jenkins | 18 Points |
| Nov. 7 / Texas A&M | Love | 10 Points |
| Nov. 9 / UTRGV | Love ² | 21 Points |
| Nov. 9 / UTRGV | Jenkins ² | 19 Points |
| Nov. 14 / NM State | Jenkins ³ | 27 Points |
| Nov. 14 / NM State | De Leon Negron | 14 Points |
| Nov. 14 / NM State | Udo | 11 Points |

DOUBLE-DIGIT REBOUNDS

| Date / Opp. | Who | Stat |
|--------------------|----------------------|-------------|
| Nov. 7 / Texas A&M | Jenkins | 11 Rebounds |
| Nov. 14 / NM State | Jenkins ² | 11 Rebounds |

DOUBLE-DIGIT ASSISTS

| Date / Opp. | Who | Stat |
|----------------|------|------------|
| Nov. 9 / UTRGV | Love | 11 Assists |

GAME-BY-GAME STARTERS

NOVEMBER

| | | 1 | 2 | 3 | 4 | 5 |
|----|---------------------|----------------|--------|---------|---------|-----|
| 7 | AT TEXAS A&M | DE LEON NEGRON | LOVE | JENKINS | LINTON | UDO |
| 9 | UTRGV | LOVE | PARKER | ALLEN | JENKINS | UDO |
| 14 | AT NEW MEXICO STATE | LOVE | PARKER | ALLEN | JENKINS | UDO |
| 16 | AT UTEP | --- | --- | --- | --- | --- |
| 20 | TAMUCC | --- | --- | --- | --- | --- |
| 28 | VS. UNC GREENSBORO | --- | --- | --- | --- | --- |
| 29 | VS. TOWSON | --- | --- | --- | --- | --- |

DECEMBER

| | | 1 | 2 | 3 | 4 | 5 |
|----|----------------|-----|-----|-----|-----|-----|
| 7 | SAM HOUSTON | --- | --- | --- | --- | --- |
| 16 | AT STANFORD | --- | --- | --- | --- | --- |
| 19 | UT ARLINGTON | --- | --- | --- | --- | --- |
| 21 | AT TEXAS STATE | --- | --- | --- | --- | --- |
| 29 | AT CHARLOTTE * | --- | --- | --- | --- | --- |

JANUARY

| | | 1 | 2 | 3 | 4 | 5 |
|----|--------------------|-----|-----|-----|-----|-----|
| 1 | UAB * | --- | --- | --- | --- | --- |
| 4 | AT TULSA * | --- | --- | --- | --- | --- |
| 8 | RICE * | --- | --- | --- | --- | --- |
| 11 | WICHITA STATE * | --- | --- | --- | --- | --- |
| 15 | AT MEMPHIS * | --- | --- | --- | --- | --- |
| 18 | AT UAB * | --- | --- | --- | --- | --- |
| 22 | TULSA * | --- | --- | --- | --- | --- |
| 29 | AT SOUTH FLORIDA * | --- | --- | --- | --- | --- |

FEBRUARY

| | | 1 | 2 | 3 | 4 | 5 |
|----|--------------------|-----|-----|-----|-----|-----|
| 1 | TEMPLE * | --- | --- | --- | --- | --- |
| 4 | NORTH TEXAS * | --- | --- | --- | --- | --- |
| 8 | AT WICHITA STATE * | --- | --- | --- | --- | --- |
| 12 | EAST CAROLINA * | --- | --- | --- | --- | --- |
| 15 | MEMPHIS * | --- | --- | --- | --- | --- |
| 22 | AT RICE * | --- | --- | --- | --- | --- |
| 25 | AT TULANE * | --- | --- | --- | --- | --- |

MARCH

| | | 1 | 2 | 3 | 4 | 5 |
|---|--------------------|-----|-----|-----|-----|-----|
| 1 | FLORIDA ATLANTIC * | --- | --- | --- | --- | --- |
| 4 | AT EAST CAROLINA * | --- | --- | --- | --- | --- |

BREAKDOWN

| | | 1 | 2 | 3 | 4 | 5 |
|-----|---------------------|-----|-----|-----|-----|-----|
| #1 | Siena Guttadauro | --- | --- | --- | --- | --- |
| #2 | Alexis Parker | --- | 2 | --- | --- | --- |
| #3 | Emma Lucio | --- | --- | --- | --- | --- |
| #4 | Damara Allen | --- | --- | 2 | --- | --- |
| #5 | Mia Hammonds | --- | --- | --- | --- | --- |
| #7 | Nyayongah Gony | --- | --- | --- | --- | --- |
| #8 | Nina De Leon Negron | 1 | --- | --- | --- | --- |
| #11 | Sidney Love | 2 | 1 | --- | --- | --- |
| #12 | Aysia Proctor | --- | --- | --- | --- | --- |
| #13 | Taylor Ross | --- | --- | --- | --- | --- |
| #20 | Maya Linton | --- | --- | --- | 1 | --- |
| #21 | Cheyenne Rowe | --- | --- | --- | --- | --- |
| #25 | Idara Udo | --- | --- | --- | --- | 3 |
| #32 | Jordyn Jenkins | --- | --- | 1 | 2 | --- |
| #33 | Emilia Dannebauer | --- | --- | --- | --- | --- |

THE LAST TIME...

TEAM

PLAYED A RANKED TEAM

vs No. 21 Middle Tennessee (W, 58-53) - 2/4/23

BEAT A RANKED TEAM

vs No. 21 Middle Tennessee (W, 58-53) - 2/4/23

LOST TO A RANKED TEAM AT HOME

at No. 23 Texas A&M (L, 51-77) - 12/20/21

LOST TO A RANKED TEAM ON THE ROAD

at No. 23 Texas A&M (L, 51-77) - 12/20/21

PLAYED AN OVERTIME GAME

vs North Texas (W, 75-67) - 1/31/24

PLAYED A DOUBLE-OVERTIME GAME

vs Charlotte (W, 81-80) - 1/14/24

PLAYED A TRIPLE-OVERTIME GAME

vs FIU (L, 103-107) - 2/6/21

SCORED 100+ POINTS

UTSA: 103, vs FIU - 2/6/21

Opp: 107, vs FIU - 2/6/21

SCORED 90+ POINTS

UTSA: 90 vs UTEP (W, 90-66) - 12/3/23

Opp: 93 at Houston (L, 89-93) - 12/19/22

SCORED LESS THAN 50 POINTS

UTSA: 48, vs Temple - 2/22/24

Opp: 42, vs South Florida - 1/16/24

SHOT 50+ PERCENT FROM THE FIELD

UTSA: 51.1% (24-47), vs UTRGV - 11/6/24

Opp: 50.0% (26-52), vs UTRGV - 11/6/24

SHOT LESS THAN 40 PERCENT FROM THE FIELD

UTSA: 33.9% (19-56), at Texas A&M - 11/7/24

Opp: 35.3% (15-51), at Texas A&M - 11/7/24

SHOT LESS THAN 30 PERCENT FROM THE FIELD

UTSA: 26.0% (20-77), at Oregon - 12/17/23

Opp: 26.9% (18-67), vs Temple - 2/22/24

WON BY 20+ POINTS

UTSA: (24) (90-66), vs UTEP - 12/3/23

Opp: (28) (54-82), at East Carolina - 1/2/24

WON BY 35+ POINTS

UTSA: (43) (80-37), vs Sul Ross State - 11/25/20

Opp: (39) (41-80), at Middle Tennessee - 1/5/23

HAD 2+ 20-POINT SCORERS

UTSA: Jordyn Jenkins (25) & Sidney Love (22), at Charlotte - 3/2/23

Opp: Karina Gordon (22) & Danae McNea (20), at East Carolina - 1/2/24

FORCED 30+ TURNOVERS

UTSA: 30, vs Concordia Texas - 11/6/19

Opp: 31, at Texas Tech- 11/20/23

PLAYER

SCORED 40+ POINTS

UTSA: 40, Jordyn Jenkins, at North Texas - 2/20/237

Opp: 43, Keila Shelton, vs Louisiana Tech - 2/7/13

SCORED 30+ POINTS

UTSA: 32, Elyssa Coleman, vs Wichita State - 1/6/24

Opp: 30, Malai Fisher, vs Rice - 3/5/24

RECORDED A TRIPLE-DOUBLE

UTSA: Monica Gibbs (19 pts, 11 reb, 11 ast), at TAMUCC

Opp: N/A

ONE PLAYER RECORDED A DOUBLE-DOUBLE

UTSA: Jordyn Jenkins (27 pts&11 reb), at NM State -11/14/24

Opp: Allyson Fertig (17 pts & 10 reb), at Wyoming - 3/24/24

TWO PLAYERS RECORDED A DOUBLE-DOUBLE

UTSA: Elyssa Coleman (10 pts & 11 reb) & Jordyn Jenkins (15 pts & 10 reb),vs Temple - 2/22/24

Opp: Janeta Rozentale (17 pts & 10 reb) & Iggy Allen (23 pts & 16 reb), at Florida Atlantic - 2/12/21

RECORDED 20+ REBOUNDS

UTSA: 23, Anika Anderson, vs Sam Houston State - 2/21/09

Opp: 20, Briana Wright, vs FIU - 2/13/16

RECORDED 15+ REBOUNDS

UTSA: 19, Elyssa Coleman, vs Wichita State - 1/6/24

Opp: 17, Alasia Smith, at Florida Atlantic - 2/28/24

TWO OR MORE PLAYERS RECORDED DOUBLE-DIGIT REBOUNDS

UTSA: Elyssa Coleman (11) & Jordyn Jenkins (10), vs Temple - 2/22/24

Opp: Iggy Allen (10) & Brianna Jackson (12)d Dominion - 1/13/21

RECORDED 20+ POINTS & 20+ REBOUNDS

UTSA: Ashleigh Franklin (22 pts, 22 reb), at Sam Houston - 2/20/10

Opp: Jessica Kuster (21 pts, 21 reb), vs Rice - 12/20/11

RECORDED 10+ ASSISTS

UTSA: 11, Sidney Love vs UTRGV - 11/9/24

Opp: 11, Courtney Blakely, at Middle Tennessee - 1/5/23

RECORDED 20+ POINTS & 10+ ASSISTS

UTSA: Sidney Love (21 pts, 11 ast), vs UTRGV - 11/9/24

Opp: N/A

MADE 8+ 3-POINTERS

UTSA: 8rrie Davis, vs Lamar - 1/12/08

Opp: N/A

MADE 7+ 3-POINTERS

UTSA: 7, Ashley Spatletta, vs UT Arlington - 2/9/13

Opp: 7, Katelyn Crosthwait, at Rice - 1/16/23

MADE 6+ 3-POINTERS

UTSA: 6, Carlie Heineman, vs Old Dominion - 1/13/18

Opp: 6, Karina Gordon, at East Carolina - 1/2/24

MADE 15+ FREE THROWS

UTSA: 15, Mikayla Woods, vs Sam Houston State - 12/8/19

Opp: 18, Jennie Simms, at Old Dominion - 2/27/16

MADE 10+ FREE THROWS

UTSA: 10, Jordyn Jenkins, vs Rice -3/9/23

Opp: 11, Destiny Thurman, at UTEP - 1/23/22

RECORDED 5+ BLOCKS

UTSA: 6, Elyssa Coleman, at FIU - 1/21/23

Opp: 5,Amirah Abdur-Rahim, at SMU - 1/30/24

RECORDED 5+ STEALS

UTSA: Sidney Love, vs UTRGV - 11/9/24

Opp: 6, Danae McNeal, at East Carolina - 1/2/24

PLAYED EVERY MINUTE (REGULATION)

UTSA: Karrington Donald, at Southern Miss - 1/23/21

Opp: Maya Perry, at Florida Atlantic - 1/10/24

TWO PLAYERS PLAYED EVERY MINUTE (REGULATION)

UTSA: Chrystal Chidomere & Loryn Goodwin, vs Rice - 2/16/16

Opp: Courtney Blakely & Jalynn Gregory, at Middle Tennessee - 1/5/23

PLAYED EVERY MINUTE (+OT)

UTSA: Monica Gibbs, vs Baylor - 3/22/09

Opp: Destinee Rogers, at Central Arkansas - 2/11/09

PLAYED EVERY MINUTE (+2OT)

UTSA: Ashleigh Franklin, vs Nicholls - 2/19/11

Opp: Ricshanda Bickham & KK Babin, vs Nicholls - 2/19/11

FOULED OUT

UTSA: Idara Udo, vs UTRGV - 11/9/24

Opp: Aniya Hubbard, vs Florida Atlantic - 2/25/24

TWO OR MORE PLAYERS FOULED OUT

UTSA: Jordyn Jenkins, Elyssa Coleman & Idara Udo, at Florida Atlantic - 2/28/24

Opp: Tommisha Lampkin & Aniyah Johnson, at North Texas - 1/26/23

5 OR MORE PLAYERS SCORED IN DOUBLE DIGITS

UTSA: Sidney Love (16), Kyra White(15), Idara Udo (11), Jordyn Jenkins (11), Aysia Proctor (10), at Tulsa - 2/14/24

Opp: Eric Wilson (22)abine Lipe (13), Elina Arike (12), Avery Crouse (11), Jazion Jackson (10), at UTEP - 2/11/23

NO ONE SCORED IN DOUBLE DIGITS

UTSA: at Florida Atlantic - 1/29/22

Opp: vs Texas A&M-Kingsville -11/16/16

2024-25 COMBINED STATS

Game Records

| Record | Overall | Home | Away | Neutral |
|----------------|---------|------|------|---------|
| ALL GAMES | 2-1 | 1-0 | 1-1 | 0-0 |
| CONFERENCE | 0-0 | 0-0 | 0-0 | 0-0 |
| NON-CONFERENCE | 2-1 | 1-0 | 1-1 | 0-0 |

Score by Periods

| Team | 1st | 2nd | 3rd | 4th | OT | TOT |
|-----------|-----|-----|-----|-----|----|-----|
| UTSA | 56 | 43 | 48 | 53 | 0 | 200 |
| Opponents | 43 | 47 | 58 | 37 | 0 | 185 |

Team Box Score

| No. | Player | | | | Total | | 3-Point | | F-Throw | | Rebounds | | | | | | | | | | | | | |
|-----------|----------------------|-------|--------|------|--------|------|----------|-------|---------|-------|----------|-----|-----|------|----|----|----|----|-----|-----|-----|------|--|--|
| | | GP-GS | MIN | AVG | FG-FGA | FG% | 3FG-3FGA | 3FG% | FT-FTA | FT% | OFF | DEF | TOT | AVG | PF | DQ | A | TO | BLK | STL | PTS | AVG | | |
| 32 | JENKINS, Jordyn | 3-3 | 100:28 | 33.5 | 21-41 | .512 | 1-5 | .200 | 21-26 | .808 | 11 | 15 | 26 | 8.7 | 6 | 0 | 1 | 5 | 3 | 3 | 64 | 21.3 | | |
| 11 | LOVE, Sidney | 3-3 | 104:27 | 34.8 | 14-34 | .412 | 3-11 | .273 | 8-12 | .667 | 4 | 10 | 14 | 4.7 | 4 | 0 | 19 | 9 | 0 | 8 | 39 | 13.0 | | |
| 8 | DE LEON NEGRON, Nina | 2-1 | 45:14 | 22.6 | 7-16 | .438 | 4-7 | .571 | 0-1 | .000 | 2 | 2 | 4 | 2.0 | 4 | 0 | 4 | 5 | 0 | 1 | 18 | 9.0 | | |
| 25 | UDO, Idara | 3-3 | 67:04 | 22.4 | 7-15 | .467 | 1-2 | .500 | 2-4 | .500 | 7 | 6 | 13 | 4.3 | 11 | 1 | 2 | 7 | 2 | 1 | 17 | 5.7 | | |
| 4 | ALLEN, Damara | 3-2 | 61:05 | 20.4 | 5-9 | .556 | 2-4 | .500 | 2-2 | 1.000 | 0 | 8 | 8 | 2.7 | 7 | 0 | 3 | 4 | 1 | 3 | 14 | 4.7 | | |
| 1 | GUTTADAURO, Siena | 3-0 | 44:32 | 14.8 | 4-9 | .444 | 2-6 | .333 | 1-2 | .500 | 1 | 2 | 3 | 1.0 | 2 | 0 | 4 | 1 | 0 | 1 | 11 | 3.7 | | |
| 20 | LINTON, Maya | 3-1 | 42:51 | 14.3 | 4-12 | .333 | 2-7 | .286 | 0-1 | .000 | 2 | 2 | 4 | 1.3 | 10 | 1 | 0 | 4 | 0 | 3 | 10 | 3.3 | | |
| 7 | GONY, Nyayongah | 3-0 | 40:37 | 13.5 | 2-8 | .250 | 1-2 | .500 | 4-4 | 1.000 | 3 | 6 | 9 | 3.0 | 4 | 0 | 1 | 6 | 4 | 3 | 9 | 3.0 | | |
| 2 | PARKER, Alexis | 3-2 | 45:27 | 15.2 | 3-9 | .333 | 1-2 | .500 | 2-2 | 1.000 | 3 | 5 | 8 | 2.7 | 3 | 0 | 3 | 3 | 0 | 2 | 9 | 3.0 | | |
| 3 | LUCIO, Emma | 2-0 | 14:20 | 7.2 | 2-3 | .667 | 2-2 | 1.000 | 0-0 | .000 | 0 | 2 | 2 | 1.0 | 0 | 0 | 1 | 1 | 0 | 0 | 6 | 3.0 | | |
| 21 | ROWE, Cheyenne | 3-0 | 31:28 | 10.5 | 1-7 | .143 | 0-1 | .000 | 1-2 | .500 | 1 | 3 | 4 | 1.3 | 3 | 0 | 0 | 2 | 1 | 0 | 3 | 1.0 | | |
| 13 | ROSS, Taylor | 1-0 | 02:26 | 2.4 | 0-0 | .000 | 0-0 | .000 | 0-0 | .000 | 0 | 0 | 0 | 0.0 | 1 | 0 | 0 | 1 | 0 | 0 | 0 | 0.0 | | |
| Team | | | | | | | | | | | 4 | 3 | 7 | | | | | 3 | | | | | | |
| Total | | 3 | 600 | | 70-163 | .429 | 19-49 | .388 | 41-56 | .732 | 38 | 64 | 102 | 34.0 | 55 | 2 | 38 | 51 | 11 | 25 | 200 | 66.7 | | |
| Opponents | | 3 | 600 | | 68-157 | .433 | 20-49 | .408 | 29-45 | .644 | 30 | 52 | 82 | 27.3 | 60 | 2 | 32 | 49 | 16 | 23 | 185 | 61.7 | | |

Team Statistics

| | UTSA | OPP |
|------------------------|---------------|---------------|
| Scoring | 200 | 185 |
| Points per game | 66.7 | 61.7 |
| Scoring margin | +5.0 | - |
| Field goals-att | 70-163 | 68-157 |
| Field goal pct | .429 | .433 |
| 3 point fg-att | 19-49 | 20-49 |
| 3-point FG pct | .388 | .408 |
| 3-pt FG made per game | 6.3 | 6.7 |
| Free throws-att | 41-56 | 29-45 |
| Free throw pct | .732 | .644 |
| F-Throws made per game | 13.7 | 9.7 |
| Rebounds | 102 | 82 |
| Rebounds per game | 34.0 | 27.3 |
| Rebounding margin | +6.7 | - |
| Assists | 38 | 32 |
| Assists per game | 12.7 | 10.7 |
| Turnovers | 51 | 49 |
| Turnovers per game | 17.0 | 16.3 |
| Turnover margin | -0.7 | - |
| Assist/turnover ratio | 0.7 | 0.7 |
| Steals | 25 | 23 |
| Steals per game | 8.3 | 7.7 |
| Blocks | 11 | 16 |
| Blocks per game | 3.7 | 5.3 |
| Winning streak | 2 | - |
| Home win streak | 1 | - |
| Attendance | 739 | 8319 |
| Home games-Avg/Game | 1-739 | 2-4160 |
| Neutral site-Avg/Game | - | 0-0 |

Team Results

| Date | Opponent | | Score | Att. |
|------------|-------------------|---|-------|------|
| 11/07/2024 | at Texas A&M | L | 51-55 | 7507 |
| 11/09/2024 | UTRGV | W | 74-69 | 739 |
| 11/14/2024 | at New Mexico St. | W | 75-61 | 812 |

NCAA TEAM RANKING SUMMARY

| Statistic | Rank | Rank | Value | National Leader | Value | Leader | Value |
|---------------------------------------------|------|------|-------|-------------------------|----------------|--------------------|----------------|
| Assist/Turnover Ratio (349 ranked) | 192 | 7 | 0.78 | Stanford | 3.00 | UAB | 1.36 |
| Assists Per Game (349 ranked) | 214 | 8 | 12.5 | Dartmouth Murray St. | 28.0 28.0 | Temple | 16.0 |
| Bench Points Per Game (349 ranked) | 282 | 10 | 14.5 | Prairie View | 77.0 | Rice | 28.0 |
| Blocks Per Game (346 ranked) | 56 | 2 | 5.0 | Kentucky | 14.0 | UAB | 8.0 |
| Field Goal Percentage (349 ranked) | 171 | 3 | 41.7 | UConn | 60.2 | North Texas | 50.0 |
| Field Goal Percentage Defense (349 ranked) | 257 | 11 | 42.7 | San Diego | 21.4 | UAB | 28.6 |
| Fouls Per Game (349 ranked) | 227 | 6 | 19.5 | NC State | 7.5 | UAB | 11.0 |
| Free Throw Attempts Per Game (349 ranked) | 82 | 6 | 21.50 | Grambling | 36.00 | North Texas | 30.00 |
| Free Throw Percentage (349 ranked) | 193 | 5 | 67.4 | SFA Fairfield | 100.0 100.0 | East Carolina | 79.5 |
| Free Throws Made Per Game (349 ranked) | 104 | 5 | 14.50 | Illinois | 27.00 | North Texas | 18.50 |
| Rebound Margin (349 ranked) | 191 | 6 | 1.5 | Texas | 35.0 | UAB | 18.0 |
| Rebounds (Defensive) Per Game (349 ranked) | 313 | 12 | 21.0 | Oklahoma Texas | 40.0 40.0 | UAB | 37.0 |
| Rebounds (Offensive) Per Game (349 ranked) | 203 | 11 | 11.5 | Tennessee | 27.0 | Wichita St. | 19.5 |
| Rebounds Per Game (349 ranked) | 294 | 12 | 32.50 | Grambling | 61.50 | UAB | 56.00 |
| Scoring Defense (349 ranked) | 171 | 8 | 62.0 | San Diego | 30.0 | UAB | 47.0 |
| Scoring Margin (349 ranked) | 212 | 6 | 0.5 | Texas | 72.0 | UAB | 31.0 |
| Scoring Offense (349 ranked) | 235 | 9 | 62.5 | Texas | 119.0 | North Texas | 81.0 |
| Steals Per Game (348 ranked) | 160 | 4 | 9.5 | Tennessee | 22.5 | Temple | 12.0 |
| Three Point Attempts Per Game (348 ranked) | 288 | 12 | 15.5 | SFA | 39.0 | Temple | 29.0 |
| Three Point Percentage (349 ranked) | 154 | 6 | 32.3 | Stanford | 57.7 | North Texas | 48.1 |
| Three Point Percentage Defense (349 ranked) | 326 | 11 | 43.2 | Grand Canyon | 3.6 | North Texas | 16.2 |
| Three Pointers Per Game (348 ranked) | 224 | 9 | 5.0 | SFA | 18.0 | Temple | 10.0 |
| Turnover Margin (349 ranked) | 183 | 11 | 1.00 | Col. of Charleston | 23.50 | East Carolina | 10.50 |
| Turnovers Forced Per Game (349 ranked) | 210 | 8 | 17.00 | West Virginia | 38.00 | Temple | 25.00 |
| Turnovers Per Game (349 ranked) | 121 | 6 | 16.0 | Colorado St. | 5.5 | UAB | 11.0 |
| Winning Percentage (284 ranked) | 158 | 6 | 50.0 | 122 teams tied | 100.0 | North Texas UAB | 100.0 100.0 |

NCAA INDIVIDUAL RANKING SUMMARY

| Statistic | Player | National Rank | Conference Rank | Value | National Leader | Value | Conference Leader | Value |
|-------------------------------------------|-----------------------------------------------|-------------------|-----------------|----------------------|--------------------------------------------------------------|--------------|-------------------------------------------------------------------------------------|----------------------|
| Assist/Turnover Ratio (247 ranked) | Sidney Love | 185 | 6 | 2.00 | Maya McDermott, UNI | 14.00 | Journey Armstead, UAB Hayleigh Breland, Charlotte Desiree Wooten, North Texas | 3.50 3.50 3.50 |
| Assists (106 ranked) | Sidney Love | 54 | 2 | 12 | Kaylah Ivey, Boston College | 29 | Mama Dembele, South Fla. | 19 |
| Assists Per Game (242 ranked) | Sidney Love | 30 | 3 | 6.0 | Amari Wright, Seton Hall | 10.0 | Journey Armstead, UAB | 7.0 |
| Blocks (138 ranked) | Nyayongah Gony Jordyn Jenkins | 138 138 | 3 3 | 3 3 | Anna Miller, Drake | 14 | Sussy Ngulefac, Rice Rayne Tucker, UAB | 4 4 |
| Blocks Per Game (233 ranked) | Nyayongah Gony Jordyn Jenkins Idara Udo | 136 136 233 | 5 5 10 | 1.50 1.50 1.00 | Sedona Prince, TCU Clara Silva, Kentucky | 5.50 5.50 | Rayne Tucker, UAB | 4.00 |
| Double Doubles (26 ranked) | Jordyn Jenkins Sidney Love | 26 26 | 2 2 | 1 1 | Mia Jacobs, Fresno St. | 3 | Tommisha Lampkin, North Texas | 2 |
| Field Goal Attempts (145 ranked) | | | | | Kyla Bryant, N.C. Central | 67 | Tilly Boler, Memphis | 47 |
| Field Goal Percentage (249 ranked) | | | | | 4 players tied | 100.0 | Amira Mabry, Tulane | 83.3 |
| Field Goals (129 ranked) | | | | | Destiny Adams, Rutgers | 27 | Tilly Boler, Memphis | 17 |
| Free Throw Attempts (150 ranked) | Jordyn Jenkins | 31 | 4 | 18 | Ta'Niya Latson, Florida St. | 35 | Tommisha Lampkin, North Texas | 29 |
| Free Throw Percentage (250 ranked) | | | | | 85 players tied | 100.0 | Taylor Jameson, Wichita St. | 100.0 |
| Free Throws (141 ranked) | Jordyn Jenkins | 36 | 3 | 13 | Ta'Niya Latson, Florida St. Jianna Morris, Louisiana Tech | 27 27 | Alasia Smith, Memphis | 18 |
| Minutes Per Game (150 ranked) | Sidney Love Jordyn Jenkins | 58 117 | 2 4 | 36.02 34.36 | 5 players tied | 40.00 | Tiarra East, Temple | 36.21 |
| Points (195 ranked) | Jordyn Jenkins | 195 | 5 | 37 | Destiny Adams, Rutgers | 80 | Tilly Boler, Memphis Sammie PUISIS, South Fla. | 48 48 |
| Points Per Game (237 ranked) | Jordyn Jenkins Sidney Love | 96 237 | 3 11 | 18.5 15.5 | Jaloni Cambridge, Ohio St. | 31.0 | Tiarra East, Temple | 23.0 |
| Rebounds (132 ranked) | | | | | Destiny Adams, Rutgers Makayla Timpson, Florida St. | 45 45 | Hannah Riddick, Memphis | 31 |
| Rebounds (Defensive) Per Game (30 ranked) | | | | | Jennifer Aadland, Idaho Fanta Gassama, New Mexico St. | 12.5 12.5 | Dyllan Hanna, Tulane Jade Weathersby, UAB | 8.0 8.0 |
| Rebounds (Offensive) Per Game (20 ranked) | | | | | Alisha Wilson, Alabama A&M | 9.0 | Rayne Tucker, UAB | 8.0 |
| Rebounds Per Game (235 ranked) | Jordyn Jenkins | 235 | 13 | 7.5 | Kelsey Rees, Oregon St. | 17.0 | Dyllan Hanna, Tulane | 13.0 |
| Steals (139 ranked) | Sidney Love | 80 | 2 | 7 | Lyla Kahrmanovic, McNeese | 15 | Tanyuel Welch, Memphis | 8 |
| Steals Per Game (177 ranked) | Sidney Love | 49 | 2 | 3.50 | Kiyley Flowers, Eastern Ill. | 6.50 | Tristen Taylor, Temple | 4.00 |
| Three Point Attempts (135 ranked) | | | | | Moriah Murray, Penn St. | 31 | Sammie PUISIS, South Fla. | 24 |
| Three Point Percentage (248 ranked) | | | | | 11 players tied | 100.0 | Mya Perry, Fla. Atlantic Tracey Bershers, UAB | 66.7 66.7 |
| Three Pointers (94 ranked) | | | | | Aaliyah Nye, Alabama | 16 | Sammie PUISIS, South Fla. | 12 |
| Three Pointers Per Game (209 ranked) | | | | | Olivia Pollerd, Santa Clara | 5.50 | Sammie PUISIS, South Fla. Tarriyonna Gary, Temple | 4.00 4.00 |
| Triple Doubles (1 ranked) | | | | | Avery Brittingham, UT Arlington Olivia Miles, Notre Dame | 1 1 | | |

INTRODUCING HEAD COACH KAREN ASTON



Head Coach

Karen Aston

Fourth Season

325-204 (40-58 UTSA)

X @CoachKarena

Karen Aston, former head coach at Texas, North Texas and Charlotte, was named the 10th head coach in program history on March 29, 2021.

Throughout her first two seasons at UTSA, Aston has compiled a 20-42 record, going 7-23 (3-14, C-USA) in her inaugural year before collecting a 58-57 overtime win over UTEP at the league's postseason tournament.

She then led the 'Runners to a 13-19 (9-1, C-USA) campaign in the 2022-23. Her squad opened up the C-USA tournament with a thrilling 69-68 win over No. 11 seed Florida Atlantic, before besting No. 3 seed Rice 62-54 to advance to the leagues semifinals where they fell to No. 2 seed Western Kentucky.

Jordyn Jenkins had a fantastic season under Aston's tutelage, taking home 2022-23 C-USA Player of the Year, Newcomer of the Year, and First-Team All-C-USA.

Aston has been consistently recognized as one of the top coaches in the nation. She was one of four finalists for the Naismith Women's College Coach of the Year award in 2017 and was one of 10 semifinalists for the honor in 2018. Aston also earned Big 12 Coach of the Year accolades in 2017.

Aston has a career record of 305-188 [.618] which includes head coaching positions at Charlotte, North Texas and Texas. In her 13 seasons as a head coach, Aston's teams have averaged 22 wins per year and have made a combined 10 postseason appearances.

At the University of Texas, Aston led the Longhorns to a 184-83 [.689] record in eight seasons. In her final seven seasons combined at Texas, Aston's teams averaged 24.6 wins per year, making six NCAA Tournament appearances. From 2015-18, her squads made four consecutive NCAA Sweet 16 showings, marking the first time that had been accomplished at Texas since 1990. Aston also directed the 2015-16 Longhorns to the program's first NCAA Elite Eight appearance since 2003.

Aston, who also spent eight years as an assistant and associate head coach at Texas for Naismith Hall

of Fame head coach Jody Conradt stands as Texas' second-winningest coach all-time behind Conradt's 783 victories.

Three of Aston's Texas players [Nneka Enemkpali, Imani McGee-Stafford and Ariel Atkins] were drafted by WNBA teams with McGee-Stafford [10th] and Atkins [7th] being selected as first-round picks. As a starter, Atkins helped lead the Washington Mystics to the 2019 WNBA Championship and has earned WNBA All-Defensive Team honors in each of her two seasons.

Charlotte, was named the 10th head coach in program history on March 29, 2021.

Throughout her first three seasons at UTSA, Aston has compiled a 38-57 record, making history along the way.

The 2023-24 season featured a wealth of firsts, including achieving UTSA's first ever postseason victory on March 21, 2024 with an 80-62 win over Northern Colorado in the First Round of the 2024 Postseason WNIT. UTSA went 18-15 (10-8 The American) for the most wins in a single season since 2008-09, and the WNIT selection was the first national postseason pick since 2008-09. The 'Runners finished fourth in the conference for the highest since the 2014-15 CUSA campaign and went 8-7 for the first winning nonconference record since 2013-14. UTSA's NET ranking of 136 in 2023-24 was the program's highest ranking to conclude a season since NET rankings began, and an average opponent NET of 97 was also the highest.

The Roadrunners ended the season ranked at or near the top in several statistical categories at both the national and conference level recording: 44.5 Rebounds per game (6th in NCAA, 1st in AAC), 15.8 Offensive Rebounds Per Game (10th in NCAA, 3rd in AAC), +8.2 Rebound Margin (13th in NCAA, 1st in AAC), 36.3% Field Goal Defense (19th in NCAA, 1st in AAC), 28.6 Defensive Rebounds per game (27th in NCAA, 2nd in AAC), 4.6 Blocks Per Game (32nd in NCAA, 3rd in AAC).

UTSA posted a 13-19 (9-1, C-USA) record in the 2022-23 season, opening up the C-USA tournament with a thrilling 69-68 win over No. 11 seed Florida Atlantic, before besting No. 3 seed Rice 62-54 to advance to the leagues semifinals where they fell to No. 2 seed Western Kentucky.

Jordyn Jenkins had a fantastic season under Aston's tutelage, taking home 2022-23 C-USA Player of the Year, Newcomer of the Year, and First-Team All-C-USA. Additionally, Jenkins became the third person in

INTRODUCING HEAD COACH KAREN ASTON

The Aston File

HEAD COACHING EXPERIENCE

2021- Present: Head Coach, UTSA
2012-2020: Head Coach, Texas
2011-12: Head Coach, North Texas
2007-11: Head Coach, Charlotte
2006-07: Associate Head Coach, Baylor
2000-06: Associate Head Coach, Texas
1998-00: Assistant Coach, Texas
1996-98: Assistant Coach, North Texas
1994-96: Assistant Coach, Baylor
1993-94: Head Coach, Fort Smith Northside (HS)
1988-93: Head Coach, Vilonia High School

COLLEGIATE HEAD COACHING RECORD

Overall: 325-204 (.614)
UTSA: 40-58 (.408)

league history to win all three awards, and the first in 10 years.

The 'Runners went 7-23 (3-14, C-USA) in her inaugural year before collecting a 58-57 overtime win over UTEP at the league's postseason tournament.

Aston has been consistently recognized as one of the top coaches in the nation. She was one of four finalists for the Naismith Women's College Coach of the Year award in 2017 and was one of 10 semifinalists for the honor in 2018. Aston also earned Big 12 Coach of the Year accolades in 2017.

Aston has a career record of 305-188 [.618] which includes head coaching positions at Charlotte, North Texas and Texas. In her 13 seasons as a head coach, Aston's teams have averaged 22 wins per year and have made a combined 10 postseason appearances.

At the University of Texas, Aston led the Longhorns to a 184-83 [.689] record in eight seasons. In her final seven seasons combined at Texas, Aston's teams averaged 24.6 wins per year, making six NCAA Tournament appearances. From 2015-18, her squads made four consecutive NCAA Sweet 16 showings, marking the first time that had been accomplished at Texas since 1990. Aston also directed the 2015-16 Longhorns to the program's first NCAA Elite Eight appearance since 2003.

Aston, who also spent eight years as an assistant and associate head coach at Texas for Naismith Hall of Fame head coach Jody Conradt as Texas' second-winningest coach all-time behind Conradt's 783 victories.

Three of Aston's Texas players [Nneka Enemkpali, Imani McGee-Stafford and Ariel Atkins] were drafted by WNBA teams with McGee-Stafford [10th] and Atkins [7th] being selected as first-round picks. As a starter, Atkins helped lead the Washington Mystics to the 2019 WNBA Championship and has earned WNBA All-Defensive Team honors in each of her two seasons.

Defense has been a staple of Aston's teams her entire coaching career. Each of her eight teams at Texas ranked in the top-25 nationally in rebounding margin, including three years in the top-five. Her 2017-18 and 2018-19 teams ranked third in the NCAA in rebounding margin. Four of the top-eight single-season team rebounding averages in Texas history came during Aston's tenure, as did five of the top-nine best seasons in field-goal percentage defense.

Aston's prowess as one of the nation's best recruiters is also well known. Five of the classes she recruited to Texas were ranked among the top-11 in the nation according to ESPN.com, including three top-five classes. Recruits Charli Collier and Joyner Holmes were both No. 2 prospects according to ESPN and were listed as the nation's top recruits by some services. Aston brought 14 McDonalds All-Americans to Texas during her eight seasons.

In a season shortened due to COVID-19, the 2019-20 Longhorns posted a 19-11 overall record and finished third in the Big 12 Conference. A season that began with off-season injuries to a number of key contributors featured some impressive accomplishments. Texas defeated three Associated Press Top-25 teams, including knocking off No. 1 Stanford, which marked the program's first win against an AP No. 1 squad since 2004. The Longhorns also won at No. 17 and previously undefeated Tennessee, and earned a road victory against No. 25 TCU. Texas led the nation in double-doubles during the 2019-20 campaign with 31.

Aston mentored Collier, a sophomore center, to First-Team All-Big 12 Conference honors, as she was one of only six players in the league to average a double-double. Collier became the first player in program history to average more than seven defensive rebounds per game in a single season. Freshman guard Celeste Taylor was a Big 12 All-Freshman Team selection and earned three Big 12 Freshman of the Week accolades.

In 2018-19, Aston led Texas to a 23-10 overall record and a third-place showing in the Big 12 Conference with a 12-6 overall mark. The Longhorns advanced to the semifinals of the Big 12 Conference Tournament for the sixth consecutive year. It marked the sixth year in a row that the Longhorns had won 20 or more games.

INTRODUCING HEAD COACH KAREN ASTON

Under Aston's tutelage, junior point guard Sug Sutton earned First-Team All-Big 12 Conference honors in 2018-19 and was named to the Big 12 All-Tournament Team. She led the Longhorns in scoring [12.7 points per game], assists per game [5.4] and steals per game [1.3]. Sutton scored in double figures 23 times, including four 20-point performances, and her 178 assists on the year marked the seventh-most in a single-season in school history. She was the conference's best all-around point guard as a junior.

In 2017-18, Aston led the Longhorns to a 28-7 overall record and a second-place finish in the Big 12 Conference with a 15-3 overall mark. Texas advanced to the championship game of the Big 12 Conference Tournament for the third time in four years. It marked the fourth year in a row that the Longhorns had won 24 or more games.

For the third time in four seasons, Aston had one of her players selected in the WNBA Draft in 2018. Atkins was chosen with the No. 7 pick by the Washington Mystics, making her the third-highest draft pick in Texas history.



Under Aston's direction, Atkins and fellow senior Brooke McCartney concluded their decorated Texas careers in 2017-18. It marked the end of an impressive four-year

span that saw the Longhorns post a 108-32 [.771] overall record, four NCAA Tournament appearances, four NCAA Sweet 16 appearances, one NCAA Elite Eight appearance and three Big 12 Conference second-place finishes. Aston was a semifinalist for the Naismith Coach of the Year award.

Aston was named the Big 12 Conference Coach of the Year in 2016-17, as the Longhorns swept the league's annual honors. McCartney was named the Big 12 Player of the Year, Brianna Taylor was selected as the Big 12 Defensive Player of the Year and Holmes earned Big 12 Freshman of the Year accolades. Aston was one of four finalists nationally for the Naismith Coach of the Year honor.

The Longhorns recorded a 25-9 overall record during the 2016-17 campaign. Texas strung together a 19-game winning streak during the course of the season, which ranks tied for the 10th-longest spree in program history. With a rigorous slate that featured 14 top-25 opponents, the Longhorns recorded seven victories against ranked foes. Texas won 14 consecutive games to start Big 12 Conference play, which marked the best start to the Big 12 schedule in school history. The Longhorns charted a 15-3 record in Big 12 play to finish second in the conference for the second consecutive year.

In 2015-16, Aston led Texas to an historic season. The Longhorns posted a 31-5 overall record, which marked the school's most victories since the 1987-88 season, and tied the school record for most Big 12 Conference wins [15] in a single season. Texas hosted the NCAA First and Second Rounds for the first time since 2010 and advanced to the NCAA Elite Eight for the first time since 2003. The Longhorns opened the year with a 16-0 record, marking the third-best start in program history.

McGee-Stafford, a senior center, was named an honorable mention All-America selection from both the Associated Press and the Women's Basketball Coaches Association in 2015-16, and became the first player in program history to reach the combined milestone of 1,000 career points, 1,000 career rebounds and 200 career blocks. McGee-Stafford was the fourth player in school history to be drafted in the first round of the WNBA Draft, going to the Chicago Sky with the 10th overall pick.

The 2014-15 Longhorns began the season on a 13-game winning streak and capped the year with a run to the

INTRODUCING HEAD COACH KAREN ASTON

NCAA Sweet 16. Texas finished with a 24-11 overall record and advanced to the championship game of the Big 12 Tournament for the first time since 2004. The Longhorns won nine of their last 12 games and posted what were then their most wins in more than a decade. Enemkpali was selected by the Seattle Storm in the third round of the 2015 WNBA Draft.

In 2013-14, Texas began a steady incline that included five wins against ranked opponents, a third-place finish in the Big 12 standings, a 10-win improvement from the previous season, and winning a game in the NCAA Tournament for the first time since 2008. UT's tie for third place in the Big 12 was its highest league finish since 2005.

Aston returned to the Forty Acres in 2012 after five years of experience reviving the women's basketball programs at the University of North Carolina at Charlotte and the University of North Texas.

Aston tripled the Mean Green's victory total in one season, as UNT went 15-16 during the 2011-12 season under her direction after winning just five games the previous year. At Charlotte, Aston led the program to record-breaking heights, with 86 victories in four seasons, including a school-record 27 wins in 2010-11.

Aston led the 49ers to four consecutive postseason appearances and the 2009 Atlantic 10 Tournament Championship en route to the school's second ever NCAA Tournament appearance. In her final season at Charlotte, Aston's squad advanced to the WNIT Final Four.

While on Conrad's Texas staff from 1998-2006, Aston helped the Longhorns post a 173-83 [.676] record during that span, with seven NCAA Tournament appearances, two trips to the Sweet 16 and a march to the 2003 Final Four. The Longhorns also captured the 2003 Big 12 regular-season and tournament titles, and UT shared the 2004 Big 12 regular-season title. Aston was promoted from assistant coach to associate head coach in July of 2000 after serving as an assistant coach for two seasons.

During her time as an assistant on the Forty Acres, Aston spearheaded the signing of 25 nationally-recognized recruits, including seven McDonald's High School All-Americans and seven WBCA/Nike All-Americans. Two of those high school All-Americans - Tiffany Jackson and Erika Arriaran - were named National High School Players of the Year. All eight of the recruiting classes Aston attracted were nationally ranked, including the No. 1 class in the nation in 2005-06.

Aston first came to Austin in 1998 from the University of North Texas, where she served as an assistant coach for two seasons [1996-98]. Prior to joining the North Texas staff, Aston was an assistant coach at Baylor for two seasons [1994-96].

Following Aston's initial stint on the Forty Acres she was named associate head coach at Baylor during the 2006-07 season. With Aston on board, the Lady Bears won 26 games and reached the second round of the NCAA Tournament.

Before entering the collegiate coaching ranks, Aston was recognized as one of the top high school coaches in the nation. She coached five years at Vilonia High School [1988-93] in Vilonia, Ark., and one year at Fort Smith Northside [1993-94] in Fort Smith, Ark. She guided Fort Smith Northside to a 24-10 record and a fifth-place finish in Class 4A. For her efforts she was named the Arkansas Northwest Region Coach of the Year.

While at Vilonia, Aston was not only the head basketball coach but also the head cross country and track coach. In 1992-93 he was named the Arkansas Basketball Coach of the Year after leading Vilonia to a 36-1 record and a Class 2A State Championship. Aston's cross country teams also claimed back-to-back state titles in 1991 and 1992.

A native of Benton, Ark., Aston was a two-time first-team all-state selection at Bryant High School. She capped her high school career by leading Bryant to the 1982 Arkansas Class 4A State Championship. Aston earned a bachelor of arts degree in physical education from Little Rock in 1987. She played two seasons of basketball at UALR after transferring from Ouachita Baptist. In 2019, Aston was inducted into the Trojan Athletics Hall of Fame at the University of Arkansas at Little Rock and the Bryant [Ark.] High School Athletic Hall of Honor.

2023-24 ROADRUNNER TRACKER

CAREER TRACKER

1500 POINTS
Jordyn Jenkins* 1,406 (928 at UTSA)

1000 POINTS
Nina De Leon Negron* 943 (18 at UTSA)
Sidney Love 648

500 POINTS
Aysia Proctor 310
Idara Udo 261
Siena Guttadauro 155
Maya Linton 151
Nyayongah Gony* 124 (9 at UTSA)
Cheyenne Rowe* 109 (71 at UTSA)

100 POINTS
Alexis Parker 87
Emma Lucio 21
Damara Allen 14

1000 REBOUNDS
Jordyn Jenkins* 583 (347 at UTSA)

500 REBOUNDS
Nina De Leon Negron* 499 (4 at UTSA)
Sidney Love 242
Maya Linton 210
Idara Udo 208
Aysia Proctor 163
Cheyenne Rowe* 116 (77 at UTSA)

100 REBOUNDS
Nyayongah Gony* 75 (9 at UTSA)
Siena Guttadauro 67
Alexis Parker 59
Emma Lucio 13
Damara Allen 8

500 ASSISTS
Nina De Leon Negron* 356 (4 at UTSA)
Sidney Love 192

100 ASSISTS
Jordyn Jenkins* 98 (57 at UTSA)
Aysia Proctor 45
Siena Guttadauro 41
Alexis Parker 30
Idara Udo 28
Maya Linton 21
Nyayongah Gony* 18 (1 at UTSA)
Cheyenne Rowe* 8 (6 at UTSA)
Emma Lucio 8
Damara Allen 3

250 STEALS
Nina De Leon Negron* 157 (1 at UTSA)

100 STEALS
Jordyn Jenkins* 95 (59 at UTSA)
Sidney Love 88

50 STEALS
Maya Linton 44
Aysia Proctor 18
Alexis Parker 18
Idara Udo 16
Nyayongah Gony* 16 (3 at UTSA)
Siena Guttadauro 12
Cheyenne Rowe* 7 (5 at UTSA)
Damara Allen 3
Emma Lucio 1

100 BLOCKS
Jordyn Jenkins* 83 (52 at UTSA)

50 BLOCKS
Idara Udo 27
Nina De Leon Negron* 14 (0 at UTSA)
Nyayongah Gony* 13 (4 at UTSA)

10 BLOCKS
Maya Linton 10
Sidney Love 9
Aysia Proctor 7
Cheyenne Rowe* 7 (3 at UTSA)
Alexis Parker 5
Siena Guttadauro 2
Damara Allen 1

* Includes totals from previous schools

UTSA RECORDS

| POINTS | CAREER | POINTS | SEASON |
|----------------------------------|--------|-----------------------------------|--------|
| 1. Starlite Williams, 1983-87 | 1,607 | 1. Jordyn Jenkins 2022-23 | 659 |
| 2. Angel Singleton, 1994-98 | 1,565 | 2. Tammy Rogers, 1990-91 | 583 |
| 3. Margaret Martinovich, 1981-85 | 1,480 | 3. Starlite Williams, 1986-87 | 538 |
| 4. Monica Gibbs, 2005-09 | 1,460 | 4. Loryn Goodwin, 2016-17 | 525 |
| 5. Tisha Boldt, 1986-91 | 1,379 | 5. Monica Gibbs, 2008-09 | 514 |
| 6. Kamra King, 2011-15 | 1,367 | 6. Starlite Williams, 1984-85 | 493 |
| 7. Tammy Rogers, 1987-91 | 1,343 | 7. Vivian Ewalefo, 2006-07 | 480 |
| 8. Michelle Martin, 1989-93 | 1,192 | 8. Margaret Martinovich, 1982-83 | 469 |
| 9. Sharon Wilson, 1985-89 | 1,173 | 9. Valerie Wells, 1983-84 | 452 |
| 10. Tesha Smith, 2013-17 | 1,169 | 10. Margaret Martinovich, 1984-85 | 451 |

| REBOUNDS | CAREER | REBOUNDS | SEASON |
|----------------------------------|--------|----------------------------------|--------|
| 1. Monica Gibbs, 2005-09 | 990 | 1. Onika Anderson, 2008-09 | 351 |
| 2. Tesha Smith, 2013-17 | 800 | 2. Monica Gibbs, 2008-09 | 309 |
| 3. Margaret Martinovich, 1981-85 | 778 | 3. Ryba Pawlaczyk, 2008-09 | 297 |
| 4. Angel Singleton, 1993-98 | 730 | 4. Marie Benson, 2018-19 | 289 |
| 5. Marie Benson, 2016-19 | 680 | 5. Cindy Pavell, 1981-82 | 271 |
| 6. Tisha Boldt, 1986-91 | 675 | 6. Ashleigh Franklin, 2009-10 | 268 |
| 7. Starlite Williams, 83-87 | 636 | 7. Tisha Boldt, 1987-88 | 262 |
| 8. Akunna Elonu, 2012-15 | 607 | 8. Marie Benson, 2017-18 | 249 |
| 9. Elyssa Coleman, 2021-24 | 588 | 9. Margaret Martinovich, 1982-83 | 247 |
| 10. Michelle Martin, 1989-93 | 590 | 10. Monica Gibbs, 2007-08 | 246 |

| ASSISTS | CAREER | ASSISTS | SEASON |
|----------------------------|--------|----------------------------|--------|
| 1. Monica Gibbs, 2005-09 | 693 | 1. Monica Gibbs, 2008-09 | 221 |
| 2. Tammy Rogers, 1987-91 | 377 | 2. Joyce Howard, 1997-98 | 201 |
| 3. Rhonda Hoffman, 1983-87 | 375 | 3. Monica Gibbs, 2007-08 | 195 |
| 4. Sharon Wilson, 1985-89 | 355 | 4. Tammy Rogers, 1990-91 | 188 |
| 5. Joyce Howard, 1996-98 | 333 | 5. Kyra White, 2022-23 | 160 |
| 6. Kyra White, 2022-2024 | 303 | 6. Shelley Seale, 1982-83 | 173 |
| 7. Shelley Seale, 1981-83 | 296 | 7. Kyra White, 2022-23 | 143 |
| 8. Kim Reed, 2001-05 | 272 | 8. Monica Gibbs, 2006-07 | 139 |
| 9. Karen Kroen, 1983-87 | 263 | 9. Monica Gibbs, 2005-06 | 138 |
| 10. Kim Maxwell, 1981-84 | 259 | 10. Loryn Goodwin, 2016-17 | 134 |

| STEALS | CAREER | STEALS | SEASON |
|--------------------------------|--------|-------------------------------|--------|
| 1. Starlite Williams, 1983-87 | 281 | 1. Loryn Goodwin, 2016-17 | 94 |
| 2. Kamra King, 2011-15 | 240 | 2. Starlite Williams, 1986-87 | 92 |
| 3. Michelle Martin, 1989-93 | 227 | 3. Jadyn Pimentel, 2021-22 | 83 |
| 4. Sharon Wilson, 1985-89 | 223 | 4. Joyce Howard, 1997-98 | 79 |
| 5. Rhonda Hoffman, 1983-87 | 222 | 5. Michelle Martin, 1991-92 | 76 |
| 6. Monica Gibbs, 2005-09 | 207 | 6. Michelle Martin, 1992-93 | 76 |
| 7. Terrie Davis, 2004-08 | 173 | 7. Tammy Rogers, 1990-91 | 74 |
| 8. Tammy Rogers, 1987-91 | 165 | 8. Sharon Wilson, 1988-89 | 71 |
| 9. Ashley Spaletta, 2011-15 | 153 | 9. Starlite Williams, 1983-84 | 70 |
| 10. Crystal Chidomere, 2014-18 | 150 | 10. Valerie Wells, 1983-84 | 69 |
| | | Amber Prose, 2000-01 | 69 |

| BLOCKS | CAREER | BLOCKS | SEASON |
|-------------------------------|--------|-----------------------------|--------|
| 1. Elyssa Coleman, 2021-24 | 140 | 1. Alysse Davis, 2010-11 | 78 |
| 2. Whitney Wright, 2009-13 | 105 | 2. Kim Duncan, 1984-85 | 57 |
| 3. Alysse Davis, 2008-11 | 98 | 3. Elyssa Coleman, 2022-23 | 57 |
| 4. Marie Benson, 2016-19 | 94 | 4. Ryba Pawlaczyk, 2008-09 | 56 |
| 5. Kim Duncan, 1983-85 | 93 | 5. Mantha Emory, 1994-95 | 50 |
| 6. Starlite Williams, 1983-87 | 88 | 6. Whitney Wright, 2011-12 | 48 |
| 7. Timea Toth, 2016-20 | 87 | 7. Elyssa Coleman, 2023-24 | 45 |
| 8. Mantha Emory, 1993-95 | 81 | 8. Timea Toth, 2019-20 | 44 |
| 9. Tesha Smith, 2013-17 | 72 | 9. Keelah Wilson, 1999-00 | 41 |
| 10. Lacy Mingee, 2001-06 | 70 | 10. Whitney Wright, 2012-13 | 39 |

PLAYER GAME-BY-GAME STATISTICS

1

SIENA GUTTADAURO

Junior • Guard • 5-6 • San Jose, California • Archbishop Mitty HS



Guttadauro's Career and 2024-25 Game Highs

| Career / Last | Category | 2024-25/ Last |
|----------------------------------------------|---------------|-----------------------------------------------|
| 13 / March 2, 2024 at Wichita State | Points | 8 / November 7, 2024 at Texas A&M |
| 5 / March 21, 2024 at Wyoming | Rebounds | 1, 3x / November 14, 2024 at New Mexico State |
| 4 / March 2, 2024 at Wichita State | Assists | 2, 2x / November 14, 2024 at New Mexico State |
| 1, 12x / November 9, 2024 vs UTRGV | Steals | 1 / November 9, 2024 vs UTRGV |
| 1 / February 2, 2023 vs Western Kentucky | Blocks | N/A |
| 4, 4x / March 2, 2024 at Wichita State | FG Made | 3 / November 7, 2024 at Texas A&M |
| 8, 2x / March 2, 2024 at Wichita State | FG Attempted | 5 / November 7, 2024 at Texas A&M |
| 4, 2x / March 2, 2024 at Wichita State | 3PT Made | 1, 2x / November 9, 2024 vs UTRGV |
| 8 / March 2, 2024 at Wichita State | 3PT Attempted | 3 / November 7, 2024 at Texas A&M |
| 2, 4x / March 21, 2024 vs Northern Colorado | FT Made | 1 / November 7, 2024 at Texas A&M |
| 3 2x / February 4, 2023 vs. Middle Tennessee | FT Attempted | 1 / November 7, 2024 at Texas A&M |
| 24 / December 10, 2022 vs Idaho | Minutes | 16 / November 7, 2024 at Texas A&M |

#1 GUTTADAURO, Siena

2024-25 STATISTICS

| Opponent | Date | GS | MIN | Total | | 3-Pointers | | Free throws | | Rebounds | | | | PF | A | TO | BLK | STL | PTS | AVG |
|-------------------|------------|----------|--------------|------------|-------------|------------|-------------|-------------|-------------|----------|----------|----------|------------|----------|----------|----------|----------|----------|-----------|------------|
| | | | | FG-FGA | PCT | 3FG-3FGA | PCT | FT-FTA | PCT | OFF | DEF | TOT | AVG | | | | | | | |
| at Texas A&M | 11/07/2024 | | 16:33 | 3-5 | .600 | 1-3 | .333 | 1-2 | .500 | 1 | 0 | 1 | 1.0 | 1 | 0 | 0 | 0 | 0 | 8 | 8.0 |
| UTRGV | 11/09/2024 | | 14:12 | 1-2 | .500 | 1-2 | .500 | 0-0 | .000 | 0 | 1 | 1 | 1.0 | 1 | 2 | 1 | 0 | 1 | 3 | 5.5 |
| at New Mexico St. | 11/14/2024 | | 13:47 | 0-2 | .000 | 0-1 | .000 | 0-0 | .000 | 0 | 1 | 1 | 1.0 | 0 | 2 | 0 | 0 | 0 | 0 | 3.7 |
| Totals | | 0 | 44:32 | 4-9 | .444 | 2-6 | .333 | 1-2 | .500 | 1 | 2 | 3 | 1.0 | 2 | 4 | 1 | 0 | 1 | 11 | 3.7 |

Player Averages

| Games Played | Minutes/ game | Points/ game | FG Pct | 3FG Pct | FT Pct | Rebounds/ game | Assists/ game | Turnovers/ game | Assist/Turnover ratio | Steals/ game | Blocks/ game |
|--------------|---------------|--------------|--------|---------|--------|----------------|---------------|-----------------|-----------------------|--------------|--------------|
| 3 | 14.8 | 3.7 | 44.4 | 33.3 | 50.0 | 1.0 | 1.3 | 0.3 | 4.0 | 0.3 | 0.0 |

PLAYER GAME-BY-GAME STATISTICS

2

ALEXIS PARKER



Junior • Guard • 5-9 • San Antonio, Texas • Brandeis HS

Parker's Career and 2024-25 Game Highs

| Career / Last | Category | 2024-25 / Last |
|------------------------------------------------------------|---------------------|-----------------------------------------------|
| 11 / December 19, 2022 at Houston..... | Points | 6 / November 9, 2024 vs UTRGV |
| 5 / February 4, 2023 vs Middle Tennessee..... | Rebounds | 4 / November 9, 2024 vs UTRGV |
| 3, 4x / November 15, 2023 at Texas A&M-Corpus Christi..... | Assists | 2 / November 9, 2024 vs UTRGV |
| 3 / December 19, 2022 at Houston | Steals | 1, 2x / November 14, 2024 at New Mexico State |
| 1, 5x / February 11, 2024 vs UAB | Blocks | N/A |
| 4 / December 19, 2022 at Houston | FG Made | 2 / November 9, 2024 vs UTRGV |
| 7 / December 19, 2022 at Houston | FG Attempted | 5 / November 14, 2024 at New Mexico State |
| 1, 8x / November 14, 2024 at New Mexico State | 3PT Made | 1 / November 14, 2024 at New Mexico State |
| 4 / February 11, 2023 vs UTEP | 3PT Attempted | 1, 2x / November 14, 2024 at New Mexico State |
| 2, 14x / November 9, 2024 vs UTRGV | FT Made | 2 / November 9, 2024 vs UTRGV |
| 4, 2x / November 18, 2023 at UT Arlington | FT Attempted | 2 / November 9, 2024 vs UTRGV |
| 31 / December 10, 2022 vs Idaho..... | Minutes..... | 18 / November 9, 2024 vs UTRGV |

#2 PARKER, Alexis

2024-25 STATISTICS

| Opponent | Date | GS | MIN | Total | | 3-Pointers | | Free throws | | Rebounds | | | | | | | | | | | |
|-------------------|------------|----|-------|--------|------|------------|-------|-------------|-------|----------|-----|-----|-----|----|---|----|-----|-----|-----|-----|--|
| | | | | FG-FGA | PCT | 3FG-3FGA | PCT | FT-FTA | PCT | OFF | DEF | TOT | AVG | PF | A | TO | BLK | STL | PTS | AVG | |
| at Texas A&M | 11/07/2024 | | 16:21 | 0-1 | .000 | 0-1 | .000 | 0-0 | .000 | 1 | 1 | 2 | 2.0 | 1 | 1 | 0 | 0 | 0 | 0 | 0.0 | |
| UTRGV | 11/09/2024 | * | 18:51 | 2-3 | .667 | 0-0 | .000 | 2-2 | 1.000 | 1 | 3 | 4 | 3.0 | 2 | 2 | 1 | 0 | 1 | 6 | 3.0 | |
| at New Mexico St. | 11/14/2024 | * | 10:15 | 1-5 | .200 | 1-1 | 1.000 | 0-0 | .000 | 1 | 1 | 2 | 2.7 | 0 | 0 | 2 | 0 | 1 | 3 | 3.0 | |
| Totals | | 2 | 45:27 | 3-9 | .333 | 1-2 | .500 | 2-2 | 1.000 | 3 | 5 | 8 | 2.7 | 3 | 3 | 3 | 0 | 2 | 9 | 3.0 | |


Player Averages

| Games Played | Minutes/ game | Points/ game | FG Pct | 3FG Pct | FT Pct | Rebounds/ game | Assists/ game | Turnovers/ game | Assist/Turnover ratio | Steals/ game | Blocks/ game |
|--------------|---------------|--------------|--------|---------|--------|----------------|---------------|-----------------|-----------------------|--------------|--------------|
| 3 | 15.2 | 3.0 | 33.3 | 50.0 | 100.0 | 2.7 | 1.0 | 1.0 | 1.0 | 0.7 | 0.0 |

PLAYER GAME-BY-GAME STATISTICS

3

EMMA LUCIO



Sophomore • Guard • 5-9 • Edinburg, Texas • Robert Vela HS

Lucio's Career and 2024-25 Game Highs

| Career / Last | Category | 2024-25 / Last |
|---------------------------------------|---------------|--------------------------------|
| 6 / November 9, 2024 vs UTRGV | Points | 6 / November 9, 2024 vs UTRGV |
| 3 / January 2, 2024 at East Carolina | Rebounds | 2 / November 9, 2024 vs UTRGV |
| 2, 2x / January 14, 2024 vs Charlotte | Assists | 1 / November 9, 2024 vs UTRGV |
| 1 / January 14, 2024 vs Charlotte | Steals | N/A |
| N/A | Blocks | N/A |
| 2 / November 9, 2024 vs UTRGV | FG Made | 2 / November 9, 2024 vs UTRGV |
| 9 / January 2, 2024 at East Carolina | FG Attempted | 2 / November 9, 2024 vs UTRGV |
| 2 / November 9, 2024 vs UTRGV | 3PT Made | 2 / November 9, 2024 vs UTRGV |
| 6 / January 2, 2024 at East Carolina | 3PT Attempted | 2 / November 9, 2024 vs UTRGV |
| 2 / January 14, 2024 vs Charlotte | FT Made | N/A |
| 4 / January 2, 2024 at East Carolina | FT Attempted | N/A |
| 21 / January 2, 2024 at East Carolina | Minutes | 10 / November 9, 2024 vs UTRGV |

#3 LUCIO, Emma

2024-25 STATISTICS

| Opponent | Date | GS | MIN | Total | | 3-Pointers | | Free throws | | Rebounds | | | | PF | A | TO | BLK | STL | PTS | AVG |
|-------------------|------------|----------|--------------|------------|-------------|------------|--------------|-------------|-------------|----------|----------|----------|------------|----------|----------|----------|----------|----------|----------|------------|
| | | | | FG-FGA | PCT | 3FG-3FGA | PCT | FT-FTA | PCT | OFF | DEF | TOT | AVG | | | | | | | |
| UTRGV | 11/09/2024 | | 10:16 | 2-2 | 1.000 | 2-2 | 1.000 | 0-0 | .000 | 0 | 2 | 2 | 2.0 | 0 | 1 | 1 | 0 | 0 | 6 | 6.0 |
| at New Mexico St. | 11/14/2024 | | 04:04 | 0-1 | .000 | 0-0 | .000 | 0-0 | .000 | 0 | 0 | 0 | 1.0 | 0 | 0 | 0 | 0 | 0 | 0 | 3.0 |
| Totals | | 0 | 14:20 | 2-3 | .667 | 2-2 | 1.000 | 0-0 | .000 | 0 | 2 | 2 | 1.0 | 0 | 1 | 1 | 0 | 0 | 6 | 3.0 |

Player Averages

| Games Played | Minutes/ game | Points/ game | FG Pct | 3FG Pct | FT Pct | Rebounds/ game | Assists/ game | Turnovers/ game | Assist/Turnover ratio | Steals/ game | Blocks/ game |
|--------------|---------------|--------------|--------|---------|--------|----------------|---------------|-----------------|-----------------------|--------------|--------------|
| 2 | 7.2 | 3.0 | 66.7 | 100.0 | 0.0 | 1.0 | 0.5 | 0.5 | 1.0 | 0.0 | 0.0 |

PLAYER GAME-BY-GAME STATISTICS

4

DAMARA ALLEN

Freshman • Guard • 5-10 • Aurora, Colo • Cherokee Trail HS



Hammonds' Career and 2024-25 Game Highs

| Career / Last | Category | 2024-25 / Last |
|-----------------------------------------------|---------------|-----------------------------------------------|
| 9 / November 9, 2024 vs UTRGV | Points | 9 / November 9, 2024 vs UTRGV |
| 5 / November 9, 2024 vs UTRGV | Rebounds | 5 / November 9, 2024 vs UTRGV |
| 2 / November 7, 2024 at Texas A&M | Assists | 2 / November 7, 2024 at Texas A&M |
| 1, 3x / November 14, 2024 at New Mexico State | Steals | 1, 3x / November 14, 2024 at New Mexico State |
| 1 / November 9, 2024 vs UTRGV | Blocks | 1 / November 9, 2024 vs UTRGV |
| 3 / November 9, 2024 vs UTRGV | FG Made | 3 / November 9, 2024 vs UTRGV |
| 5 / November 9, 2024 vs UTRGV | FG Attempted | 5 / November 9, 2024 vs UTRGV |
| 1 / November 9, 2024 vs UTRGV | 3PT Made | 1 / November 9, 2024 vs UTRGV |
| 3 / November 9, 2024 vs UTRGV | 3PT Attempted | 3 / November 9, 2024 vs UTRGV |
| 2 / November 9, 2024 vs UTRGV | FT Made | 2 / November 9, 2024 vs UTRGV |
| 2 / November 9, 2024 vs UTRGV | FT Attempted | 2 / November 9, 2024 vs UTRGV |
| 27 / November 9, 2024 vs UTRGV | Minutes | 27 / November 9, 2024 vs UTRGV |

#4 ALLEN, Damara

2024-25 STATISTICS

| Opponent | Date | GS | MIN | Total | | 3-Pointers | | Free throws | | Rebounds | | | | PF A TO BLK STL PTS AVG | | | |
|-------------------|------------|----------|--------------|------------|-------------|------------|-------------|-------------|--------------|----------|----------|----------|------------|-------------------------|----------|----------|----------|
| | | | | FG-FGA | PCT | 3FG-3FGA | PCT | FT-FTA | PCT | OFF | DEF | TOT | AVG | PF | A | TO | BLK |
| at Texas A&M | 11/07/2024 | | 15:41 | 2-3 | .667 | 1-1 | 1.000 | 0-0 | .000 | 0 | 2 | 2 | 2.0 | 3 | 2 | 1 | 0 |
| UTRGV | 11/09/2024 | * | 27:26 | 3-5 | .600 | 1-3 | .333 | 2-2 | 1.000 | 0 | 5 | 5 | 3.5 | 3 | 1 | 2 | 1 |
| at New Mexico St. | 11/14/2024 | * | 17:59 | 0-1 | .000 | 0-0 | .000 | 0-0 | .000 | 0 | 1 | 1 | 2.7 | 1 | 0 | 1 | 0 |
| Totals | | 2 | 61:05 | 5-9 | .556 | 2-4 | .500 | 2-2 | 1.000 | 0 | 8 | 8 | 2.7 | 7 | 3 | 4 | 1 |

Player Averages

| Games Played | Minutes/game | Points/game | FG Pct | 3FG Pct | FT Pct | Rebounds/game | Assists/game | Turnovers/game | Assist/Turnover ratio | Steals/game | Blocks/game |
|--------------|--------------|-------------|--------|---------|--------|---------------|--------------|----------------|-----------------------|-------------|-------------|
| 3 | 20.4 | 4.7 | 55.6 | 50.0 | 100.0 | 2.7 | 1.0 | 1.3 | 0.8 | 1.0 | 0.3 |

PLAYER GAME-BY-GAME STATISTICS

5

MIA HAMMONDS

Freshman • Guard • 6-3 • Cibolo, Texas • Steele HS



| Hammonds' Career and 2024-25 Game Highs | | |
|-----------------------------------------|---------------|----------------|
| Career / Last | Category | 2024-25 / Last |
| N/A | Points | N/A |
| N/A | Rebounds | N/A |
| N/A | Assists | N/A |
| N/A | Steals | N/A |
| N/A | Blocks | N/A |
| N/A | FG Made | N/A |
| N/A | FG Attempted | N/A |
| N/A | 3PT Made | N/A |
| N/A | 3PT Attempted | N/A |
| N/A | FT Made | N/A |
| N/A | FT Attempted | N/A |
| N/A | Minutes | N/A |

HAS YET TO APPEAR IN THE 2024-25 SEASON

PLAYER GAME-BY-GAME STATISTICS

7

NYAYONGAH GONY

Redshirt Senior • Forward • 6-4 • Lincoln, Neb. • Lincoln HS • Miami (FL) • Miss State



Gony's Career and 2024-25 Game Highs (* at Previous Schools)

| Career / Last | Category | 2024-25 / Last |
|-----------------------------------------|---------------|-----------------------------------------------|
| 13 / January 17, 2021 at Syracuse* | Points | 6 / November 9, 2024 vs UTRGV |
| 10 / November 29, 2023 vs Miami (FL)* | Rebounds | 3, 3x / November 14, 2024 at New Mexico State |
| 3 / November 29, 2022 vs ULM* | Assists | 1 / November 14, 2024 at New Mexico State |
| 3 / November 7, 2024 at Texas A&M | Steals | 3 / November 7, 2024 at Texas A&M |
| 3 / November 29, 2023 vs Miami (FL)* | Blocks | 2 / November 9, 2024 vs UTRGV |
| 4 / January 17, 2021 at Syracuse* | FG Made | 1, 2x / November 14, 2024 at New Mexico State |
| 9 / November 29, 2023 vs Miami (FL)* | FG Attempted | 4 / November 7, 2024 at Texas A&M |
| 3 / February 14, 2021 at Florida State* | 3PT Made | 1 / November 14, 2024 at New Mexico State |
| 8 / February 14, 2021 at Florida State* | 3PT Attempted | 1, 2x / November 14, 2024 at New Mexico State |
| 4, 2x / November 9, 2024 vs UTRGV | FT Made | 4 / November 9, 2024 vs UTRGV |
| 4, 2x / November 9, 2024 vs UTRGV | FT Attempted | 4 / November 9, 2024 vs UTRGV |
| 38 / November 29, 2023 vs Miami (FL)* | Minutes | 16 / November 7, 2024 at Texas A&M |

#7 GONY, Nyayongah

2024-25 STATISTICS

| Opponent | Date | GS | MIN | Total | | 3-Pointers | | Free throws | | Rebounds | | | | PF | | A | | TO | | BLK | | STL | | PTS | | AVG | |
|-------------------|------------|----------|--------------|------------|-------------|------------|-------------|-------------|--------------|----------|----------|----------|------------|----------|----------|----------|----------|----------|----------|------------|--|-----|--|-----|--|-----|--|
| | | | | FG-FGA | PCT | 3FG-3FGA | PCT | FT-FTA | PCT | OFF | DEF | TOT | AVG | | | | | | | | | | | | | | |
| at Texas A&M | 11/07/2024 | | 16:54 | 0-4 | .000 | 0-1 | .000 | 0-0 | .000 | 1 | 2 | 3 | 3.0 | 1 | 0 | 2 | 1 | 3 | 0 | 0.0 | | | | | | | |
| UTRGV | 11/09/2024 | | 12:24 | 1-2 | .500 | 0-0 | .000 | 4-4 | 1.000 | 1 | 2 | 3 | 3.0 | 1 | 0 | 2 | 2 | 0 | 6 | 3.0 | | | | | | | |
| at New Mexico St. | 11/14/2024 | | 11:19 | 1-2 | .500 | 1-1 | 1.000 | 0-0 | .000 | 1 | 2 | 3 | 3.0 | 2 | 1 | 2 | 1 | 0 | 3 | 3.0 | | | | | | | |
| Totals | | 0 | 40:37 | 2-8 | .250 | 1-2 | .500 | 4-4 | 1.000 | 3 | 6 | 9 | 3.0 | 4 | 1 | 6 | 4 | 3 | 9 | 3.0 | | | | | | | |

Player Averages

| Games Played | Minutes/ game | Points/ game | FG Pct | 3FG Pct | FT Pct | Rebounds/ game | Assists/ game | Turnovers/ game | Assist/Turnover ratio | Steals/ game | Blocks/ game |
|--------------|---------------|--------------|--------|---------|--------|----------------|---------------|-----------------|-----------------------|--------------|--------------|
| 3 | 13.5 | 3.0 | 25.0 | 50.0 | 100.0 | 3.0 | 0.3 | 2.0 | 0.2 | 1.0 | 1.3 |

PLAYER GAME-BY-GAME STATISTICS

8

NINA DE LEON NEGRON

Graduate Student • Guard • 5-6 • San Juan, Puerto Rico • Montverde Academy • Austin Peay • UIW



De Leon Negron's Career and 2024-25 Game Highs (* at Previous Schools)

| Career / Last | Category | 2024-25 / Last |
|------------------------------------------------------|---------------|--------------------------------------------|
| 28 / March 2, 2024 vs New Orleans* | Points | 14 / November 14, 2024 at New Mexico State |
| 13 / February 23, 2023 vs Northwestern State* | Rebounds | 3 / November 14, 2024 at New Mexico State |
| 9, 2x / March 1, 2023 vs Northwestern State* | Assists | 3 / November 14, 2024 at New Mexico State |
| 5, 5x / November 27, 2023 at Prairie View A&M* | Steals | 1 / November 14, 2024 at New Mexico State |
| 2 / December 21, 2022 at SMU* | Blocks | N/A |
| 10 / March 2, 2024 vs New Orleans* | FG Made | 5 / November 14, 2024 at New Mexico State |
| 18 / March 12, 2024 vs A&M-Commerce * | FG Attempted | 9 / November 14, 2024 at New Mexico State |
| 4, 2x / November 14, 2024 at New Mexico State | 3PT Made | 4 / November 14, 2024 at New Mexico State |
| 10 / November 20, 2022 vs Texas Lutheran* | 3PT Attempted | 5 / November 14, 2024 at New Mexico State |
| 8, 2x / February 29, 2024 vs Southeastern Louisiana* | FT Made | N/A |
| 12 / December 15, 2022 vs UTSA* | FT Attempted | 1 / November 7, 2024 at Texas A&M |
| 44 / March 2, 2024 vs New Orleans* | Minutes | 25 / November 14, 2024 at New Mexico State |

#8 DE LEON NEGRON, Nina

2024-25 STATISTICS

| Opponent | Date | GS | MIN | Total | | 3-Pointers | | Free throws | | Rebounds | | | | PF | A | TO | BLK | STL | PTS | AVG |
|-------------------|------------|----------|--------------|-------------|-------------|------------|-------------|-------------|-------------|----------|----------|----------|------------|----------|----------|----------|----------|----------|-----------|------------|
| | | | | FG-FGA | PCT | 3FG-3FGA | PCT | FT-FTA | PCT | OFF | DEF | TOT | AVG | | | | | | | |
| at Texas A&M | 11/07/2024 | * | 19:35 | 2-7 | .286 | 0-2 | .000 | 0-1 | .000 | 0 | 1 | 1 | 1.0 | 1 | 1 | 2 | 0 | 0 | 4 | 4.0 |
| at New Mexico St. | 11/14/2024 | | 25:39 | 5-9 | .556 | 4-5 | .800 | 0-0 | .000 | 2 | 1 | 3 | 2.0 | 3 | 3 | 3 | 0 | 1 | 14 | 9.0 |
| Totals | | 1 | 45:14 | 7-16 | .438 | 4-7 | .571 | 0-1 | .000 | 2 | 2 | 4 | 2.0 | 4 | 4 | 5 | 0 | 1 | 18 | 9.0 |

Player Averages

| Games Played | Minutes/game | Points/game | FG Pct | 3FG Pct | FT Pct | Rebounds/game | Assists/game | Turnovers/game | Assist/Turnover ratio | Steals/game | Blocks/game |
|--------------|--------------|-------------|--------|---------|--------|---------------|--------------|----------------|-----------------------|-------------|-------------|
| 2 | 22.6 | 9.0 | 43.8 | 57.1 | 0.0 | 2.0 | 2.0 | 2.5 | 0.8 | 0.5 | 0.0 |

PLAYER GAME-BY-GAME STATISTICS

11

SIDNEY LOVE

Junior • Guard • 5-8 • Cibolo, Texas. • Steele HS



Love's Career and 2024-25 Game Highs

| Career / Last | Category | 2024-25 / Last |
|---------------------------------------------|---------------|-----------------------------------|
| 26 / November 18, 2023 at UT Arlington | Points | 21 / November 9, 2024 vs UTRGV |
| 10 / January 21, 2023 at FIU | Rebounds | 5, 2x / November 9, 2024 vs UTRGV |
| 11 / November 9, 2024 vs UTRGV | Assists | 11 / November 9, 2024 vs UTRGV |
| 5 / November 9, 2024 vs UTRGV | Steals | 5 / November 9, 2024 vs UTRGV |
| 1, 8x / March 21, 2024 vs Northern Colorado | Blocks | N/A |
| 9 / December 31, 2022 vs UAB | FG Made | 8 / November 9, 2024 vs UTRGV |
| 18 / January 6, 2024 vs Wichita State | FG Attempted | 13 / November 9, 2024 vs UTRGV |
| 5 / December 31, 2022 vs UAB | 3PT Made | 3 / November 9, 2024 vs UTRGV |
| 9 / December 31, 2022 vs UAB | 3PT Attempted | 6 / November 9, 2024 vs UTRGV |
| 13 / November 18, 2023 at UT Arlington | FT Made | 4 / November 7, 2024 at Texas A&M |
| 15 / November 18, 2023 at UT Arlington | FT Attempted | 8 / November 7, 2024 at Texas A&M |
| 38, 2x / March 24, 2024 at Wyoming | Minutes | 36 / November 9, 2024 vs UTRGV |

#11 LOVE, Sidney

2024-25 STATISTICS

| Opponent | Date | GS | MIN | Total | | 3-Pointers | | Free throws | | Rebounds | | | | PF | A | TO | BLK | STL | PTS | AVG |
|-------------------|------------|----|--------|--------|------|------------|------|-------------|-------|----------|-----|-----|-----|----|----|----|-----|-----|-----|------|
| | | | | FG-FGA | PCT | 3FG-3FGA | PCT | FT-FTA | PCT | OFF | DEF | TOT | AVG | | | | | | | |
| at Texas A&M | 11/07/2024 | * | 35:03 | 3-10 | .300 | 0-2 | .000 | 4-8 | .500 | 2 | 3 | 5 | 5.0 | 3 | 1 | 4 | 0 | 2 | 10 | 10.0 |
| UTRGV | 11/09/2024 | * | 36:60 | 8-13 | .615 | 3-6 | .500 | 2-2 | 1.000 | 2 | 3 | 5 | 5.0 | 1 | 11 | 2 | 0 | 5 | 21 | 15.5 |
| at New Mexico St. | 11/14/2024 | * | 32:25 | 3-11 | .273 | 0-3 | .000 | 2-2 | 1.000 | 0 | 4 | 4 | 4.7 | 0 | 7 | 3 | 0 | 1 | 8 | 13.0 |
| Totals | | 3 | 104:27 | 14-34 | .412 | 3-11 | .273 | 8-12 | .667 | 4 | 10 | 14 | 4.7 | 4 | 19 | 9 | 0 | 8 | 39 | 13.0 |

Player Averages

| Games Played | Minutes/game | Points/game | FG Pct | 3FG Pct | FT Pct | Rebounds/game | Assists/game | Turnovers/game | Assist/Turnover ratio | Steals/game | Blocks/game |
|--------------|--------------|-------------|--------|---------|--------|---------------|--------------|----------------|-----------------------|-------------|-------------|
| 3 | 34.8 | 13.0 | 41.2 | 27.3 | 66.7 | 4.7 | 6.3 | 3.0 | 2.1 | 2.7 | 0.0 |

PLAYER GAME-BY-GAME STATISTICS

12

AYSIA PROCTOR

Sophomore • Guard • 5-8 • Schertz, Texas • Samuel Clemens HS



Proctors' Career and 2024-25 Game Highs

| Career / Last | Category | 2024-25 / Last |
|----------------------------------------------------|---------------------|----------------|
| 20 / December 17, 2023 at Oregon..... | Points | N/A |
| 13 / January 14, 2024 vs Charlotte | Rebounds | N/A |
| 5 / January 26, 2024 at SMU | Assists | N/A |
| 3 / January 16, 2024 vs South Florida..... | Steals | N/A |
| 2 / January 6, 2024 vs Wichita State | Blocks | N/A |
| 9, 2x / December 17, 2023 at Oregon | FG Made | N/A |
| 21 / December 17, 2023 at Oregon..... | FG Attempted | N/A |
| 5 / January 14, 2024 vs Charlotte..... | 3PT Made | N/A |
| 9 / February 18, 2024 at North Texas | 3PT Attempted | N/A |
| 3, 2x / February 25, 2024 vs Florida Atlantic..... | FT Made | N/A |
| 4, 2x / February 25, 2024 vs Florida Atlantic..... | FT Attempted | N/A |
| 38 / January 14, 2024 vs Charlotte | Minutes | N/A |

HAS YET TO APPEAR IN THE 2024-25 SEASON

PLAYER GAME-BY-GAME STATISTICS

13

TAYLOR ROSS



Freshman • Forward • 6-1 • San Antonio, Texas • Brennan HS

Ross' Career and 2024-25 Game Highs

| Career / Last | Category | 2024-25 / Last |
|-----------------------------------|---------------|-----------------------------------|
| N/A | Points | N/A |
| N/A | Rebounds | N/A |
| N/A | Assists | N/A |
| N/A | Steals | N/A |
| N/A | Blocks | N/A |
| N/A | FG Made | N/A |
| N/A | FG Attempted | N/A |
| N/A | 3PT Made | N/A |
| N/A | 3PT Attempted | N/A |
| N/A | FT Made | N/A |
| N/A | FT Attempted | N/A |
| 2 / November 7, 2024 at Texas A&M | Minutes | 2 / November 7, 2024 at Texas A&M |

#13 ROSS, Taylor

2024-25 STATISTICS

| Opponent | Date | GS | MIN | Total | | 3-Pointers | | Free throws | | Rebounds | | | | PF | A | TO | BLK | STL | PTS | AVG |
|---------------|------------|----------|--------------|------------|-------------|------------|-------------|-------------|-------------|----------|----------|----------|------------|----------|----------|----------|----------|----------|----------|------------|
| | | | | FG-FGA | PCT | 3FG-3FGA | PCT | FT-FTA | PCT | OFF | DEF | TOT | AVG | | | | | | | |
| at Texas A&M | 11/07/2024 | | 02:26 | 0-0 | .000 | 0-0 | .000 | 0-0 | .000 | 0 | 0 | 0 | 0.0 | 1 | 0 | 1 | 0 | 0 | 0 | 0.0 |
| Totals | | 0 | 02:26 | 0-0 | .000 | 0-0 | .000 | 0-0 | .000 | 0 | 0 | 0 | 0.0 | 1 | 0 | 1 | 0 | 0 | 0 | 0.0 |

Player Averages

| Games Played | Minutes/game | Points/game | FG Pct | 3FG Pct | FT Pct | Rebounds/game | Assists/game | Turnovers/game | Assist/Turnover ratio | Steals/game | Blocks/game |
|--------------|--------------|-------------|--------|---------|--------|---------------|--------------|----------------|-----------------------|-------------|-------------|
| 1 | 2.4 | 0.0 | 0.0 | 0.0 | 0.0 | 0.0 | 0.0 | 1.0 | 0.0 | 0.0 | 0.0 |

PLAYER GAME-BY-GAME STATISTICS

20

MAYA LINTON



Junior • Forward • 6-0 • Duncanvill, Texas • Duncanville HS

Linton's Career and 2024-25 Game Highs

| Career / Last | Category | 2024-25 / Last |
|------------------------------------------|---------------|-----------------------------------------------|
| 15 / November 18, 2023 at UT Arlington | Points | 7 / November 14, 2024 at New Mexico State |
| 10 / November 18, 2023 at UT Arlington | Rebounds | 3 / November 14, 2024 at New Mexico State |
| 2 / January 25, 2023 at FIU | Assists | N/A |
| 3, 2x / December 19, 2023 at Seattle U | Steals | 2 / November 7, 2024 at Texas A&M |
| 2 / March 10, 2023 vs Western Kentucky | Blocks | N/A |
| 6 / November 18, 2023 at UT Arlington | FG Made | 3 / November 14, 2024 at New Mexico State |
| 11 / November 18, 2023 at UT Arlington | FG Attempted | 9 / November 14, 2024 at New Mexico State |
| 2 / January 10, 2024 at Florida Atlantic | 3PT Made | 1, 2x / November 14, 2024 at New Mexico State |
| 4 / January 10, 2024 at Florida Atlantic | 3PT Attempted | 4 / November 14, 2024 at New Mexico State |
| 4 / November 24, 2023 at Sam Houston | FT Made | N/A |
| 8 / November 24, 2023 at Sam Houston | FT Attempted | 1 / November 14, 2024 at New Mexico State |
| 26 / November 18, 2023 at UT Arlington | Minutes | 16 / November 14, 2024 at New Mexico State |

#20 LINTON, Maya

2024-25 STATISTICS

| Opponent | Date | GS | MIN | Total | | 3-Pointers | | Free throws | | Rebounds | | | | PF | A | TO | BLK | STL | PTS | AVG |
|-------------------|------------|----------|--------------|-------------|-------------|------------|-------------|-------------|-------------|----------|----------|----------|------------|-----------|----------|----------|----------|----------|-----------|------------|
| | | | | FG-FGA | PCT | 3FG-3FGA | PCT | FT-FTA | PCT | OFF | DEF | TOT | AVG | | | | | | | |
| at Texas A&M | 11/07/2024 | * | 13:48 | 1-3 | .333 | 1-3 | .333 | 0-0 | .000 | 0 | 1 | 1 | 1.0 | 5 | 0 | 0 | 0 | 2 | 3 | 3.0 |
| UTRGV | 11/09/2024 | | 12:18 | 0-0 | .000 | 0-0 | .000 | 0-0 | .000 | 0 | 0 | 0 | 0.5 | 1 | 0 | 2 | 0 | 1 | 0 | 1.5 |
| at New Mexico St. | 11/14/2024 | | 16:44 | 3-9 | .333 | 1-4 | .250 | 0-1 | .000 | 2 | 1 | 3 | 1.3 | 4 | 0 | 2 | 0 | 0 | 7 | 3.3 |
| Totals | | 1 | 42:51 | 4-12 | .333 | 2-7 | .286 | 0-1 | .000 | 2 | 2 | 4 | 1.3 | 10 | 0 | 4 | 0 | 3 | 10 | 3.3 |

Player Averages


| Games Played | Minutes/ game | Points/ game | FG Pct | 3FG Pct | FT Pct | Rebounds/ game | Assists/ game | Turnovers/ game | Assist/Turnover ratio | Steals/ game | Blocks/ game |
|--------------|---------------|--------------|--------|---------|--------|----------------|---------------|-----------------|-----------------------|--------------|--------------|
| 3 | 14.3 | 3.3 | 33.3 | 28.6 | 0.0 | 1.3 | 0.0 | 1.3 | 0.0 | 1.0 | 0.0 |

PLAYER GAME-BY-GAME STATISTICS

21

CHEYENNE ROWE

Junior • Forward • 6-2 • Ajax, Ontario, Canada • Bill Crothers Secondary School • James Madison



Rowe's Career and 2024-25 Game Highs (* at James Madison)

| Career / Last | Category | 2024-25 / Last |
|---------------------------------------------|---------------|--------------------------------------------|
| 11 / December 4, 2022 vs UMES* | Points | 2 / November 14, 2024 at New Mexico State |
| 9 / November 6, 2023 at Arizona State | Rebounds | 2 / November 14, 2024 at New Mexico State |
| 1, 7x / January 16, 2024 vs South Florida | Assists | N/A |
| 1, 7x / March 21, 2024 vs Northern Colorado | Steals | N/A |
| 2, 2x / December 17, 2022 at Hampton* | Blocks | 1 / November 9, 2024 vs UTRGV |
| 5 / December 4, 2022 vs UMES* | FG Made | 1 / November 14, 2024 at New Mexico State |
| 5, 3x / December 3, 2023 vs UTEP | FG Attempted | 4 / November 7, 2024 at Texas A&M |
| 1 / February 11, 2024 vs UAB | 3PT Made | N/A |
| 1, 5x / November 7, 2024 at Texas A&M | 3PT Attempted | 1 / November 7, 2024 at Texas A&M |
| 4 / February 28, 2024 at Memphis | FT Made | 1 / November 7, 2024 at Texas A&M |
| 4, 4x / February 28, 2024 at Memphis | FT Attempted | 2 / November 7, 2024 at Texas A&M |
| 17, 3x / December 3, 2023 vs UTEP | Minutes | 14 / November 14, 2024 at New Mexico State |

#21 ROWE, Cheyenne

2024-25 STATISTICS

| Opponent | Date | GS | MIN | Total | | 3-Pointers | | Free throws | | Rebounds | | | | PF A TO BLK STL PTS AVG | | | |
|-------------------|------------|----------|--------------|------------|-------------|------------|-------------|-------------|-------------|----------|----------|----------|------------|-------------------------|----------|----------|------------------|
| | | | | FG-FGA | PCT | 3FG-3FGA | PCT | FT-FTA | PCT | OFF | DEF | TOT | AVG | | | | |
| at Texas A&M | 11/07/2024 | | 07:17 | 0-4 | .000 | 0-1 | .000 | 1-2 | .500 | 0 | 1 | 1 | 1.0 | 2 | 0 | 2 | 0 0 1 1.0 |
| UTRGV | 11/09/2024 | | 09:26 | 0-2 | .000 | 0-0 | .000 | 0-0 | .000 | 0 | 1 | 1 | 1.0 | 1 | 0 | 0 | 1 0 0 0.5 |
| at New Mexico St. | 11/14/2024 | | 14:44 | 1-1 | 1.000 | 0-0 | .000 | 0-0 | .000 | 1 | 1 | 2 | 1.3 | 0 | 0 | 0 | 0 0 2 1.0 |
| Totals | | 0 | 31:28 | 1-7 | .143 | 0-1 | .000 | 1-2 | .500 | 1 | 3 | 4 | 1.3 | 3 | 0 | 2 | 1 0 3 1.0 |

Player Averages

| Games Played | Minutes/ game | Points/ game | FG Pct | 3FG Pct | FT Pct | Rebounds/ game | Assists/ game | Turnovers/ game | Assist/Turnover ratio | Steals/ game | Blocks/ game |
|--------------|---------------|--------------|--------|---------|--------|----------------|---------------|-----------------|-----------------------|--------------|--------------|
| 3 | 10.5 | 1.0 | 14.3 | 0.0 | 50.0 | 1.3 | 0.0 | 0.7 | 0.0 | 0.0 | 0.3 |

PLAYER GAME-BY-GAME STATISTICS

25

IDARA UDO

Sophomore • Forward • 6-1 • Plano, Texas • Plano East HS



Udo's Career and 2024-25 Game Highs

| Career / Last | Category | 2024-25 / Last |
|-----------------------------------------------|---------------|-----------------------------------------------|
| 26 / January 14, 2024 vs Charlotte | Points | 11 / November 14, 2024 at New Mexico State |
| 13 / February 25, 2024 vs Florida Atlantic | Rebounds | 7 / November 7, 2024 at Texas A&M |
| 4 / January 10, 2024 at Florida Atlantic | Assists | 1, 2x / November 9, 2024 vs UTRGV |
| 2, 3x / March 21, 2024 vs Northern Colorado | Steals | 1 / November 14, 2024 at New Mexico State |
| 4 / November 30, 2023 vs Texas State | Blocks | 1, 2x / November 9, 2024 vs UTRGV |
| 9 / January 14, 2024 vs Charlotte | FG Made | 4 / November 14, 2024 at New Mexico State |
| 13 / January 14, 2024 vs Charlotte | FG Attempted | 6 / November 9, 2024 vs UTRGV |
| 1 / November 14, 2024 at New Mexico State | 3PT Made | 1 / November 14, 2024 at New Mexico State |
| 1, 2x / November 14, 2024 at New Mexico State | 3PT Attempted | 1, 2x / November 14, 2024 at New Mexico State |
| 8 / January 14, 2024 vs Charlotte | FT Made | 2 / November 14, 2024 at New Mexico State |
| 10 / January 14, 2024 vs Charlotte | FT Attempted | 2, 2x / November 14, 2024 at New Mexico State |
| 36 / January 14, 2024 vs Charlotte | Minutes | 24 / November 9, 2024 vs UTRGV |

#25 UDO, Idara

2024-25 STATISTICS

| Opponent | Date | GS | MIN | Total | | 3-Pointers | | Free throws | | Rebounds | | | | PF | A | TO | BLK | STL | PTS | AVG |
|-------------------|------------|----|----------------|-------------|-------------|------------|-------------|-------------|-------------|----------|----------|-----------|------------|-----------|----------|----------|----------|----------|-----------|------------|
| | | | | FG-FGA | PCT | 3FG-3FGA | PCT | FT-FTA | PCT | OFF | DEF | TOT | AVG | | | | | | | |
| at Texas A&M | 11/07/2024 | * | 20:53 | 1-4 | .250 | 0-0 | .000 | 0-0 | .000 | 3 | 4 | 7 | 7.0 | 4 | 1 | 1 | 1 | 0 | 2 | 2.0 |
| UTRGV | 11/09/2024 | * | 24:52 | 2-6 | .333 | 0-1 | .000 | 0-2 | .000 | 1 | 1 | 2 | 4.5 | 5 | 1 | 4 | 1 | 0 | 4 | 3.0 |
| at New Mexico St. | 11/14/2024 | * | 21:19 | 4-5 | .800 | 1-1 | 1.000 | 2-2 | 1.000 | 3 | 1 | 4 | 4.3 | 2 | 0 | 2 | 0 | 1 | 11 | 5.7 |
| Totals | | | 3 67:04 | 7-15 | .467 | 1-2 | .500 | 2-4 | .500 | 7 | 6 | 13 | 4.3 | 11 | 2 | 7 | 2 | 1 | 17 | 5.7 |

Player Averages

| Games Played | Minutes/game | Points/game | FG Pct | 3FG Pct | FT Pct | Rebounds/game | Assists/game | Turnovers/game | Assist/Turnover ratio | Steals/game | Blocks/game |
|--------------|--------------|-------------|--------|---------|--------|---------------|--------------|----------------|-----------------------|-------------|-------------|
| 3 | 22.4 | 5.7 | 46.7 | 50.0 | 50.0 | 4.3 | 0.7 | 2.3 | 0.3 | 0.3 | 0.7 |

PLAYER GAME-BY-GAME STATISTICS

32

JORDYN JENKINS

Redshirt Senior • Forward • 6-0 • Renton, Washington • Kentridge HS • Southern California



Jenkins' Career and 2023-25 Game Highs (* at USC)

| Career / Last | Category | 2023-24 / Last |
|------------------------------------------|---------------|------------------------------------------------|
| 40 / February 20, 2023 at North Texas | Points | 27 / November 14, 2024 at New Mexico State |
| 16 / January 4, 2023 vs Middle Tennessee | Rebounds | 11, 2x / November 14, 2024 at New Mexico State |
| 5 / January 16, 2022 vs Washington* | Assists | 1 / November 7, 2024 at Texas A&M |
| 4 / November 26, 2022 vs St. John's | Steals | 2 / November 9, 2024 vs UTRGV |
| 4 / November 30, 2022 at Texas State | Blocks | 2 / November 9, 2024 vs UTRGV |
| 15 / January 11, 2023 vs UTEP | FG Made | 9 / November 14, 2024 at New Mexico State |
| 22 / January 11, 2023 vs UTEP | FG Attempted | 15 / November 7, 2024 at Texas A&M |
| 3, 4x / February 20, 2023 at North Texas | 3PT Made | 1 / November 14, 2024 at New Mexico State |
| 6 / March 8, 2023 vs Florida Atlantic | 3PT Attempted | 2, 2x / November 14, 2024 at New Mexico State |
| 13 / February 20, 2023 at North Texas | FT Made | 9 / November 9, 2024 vs UTRGV |
| 16 / February 20, 2023 at North Texas | FT Attempted | 12 / November 9, 2024 vs UTRGV |
| 39 / February 20, 2023 at North Texas | Minutes | 35 / November 7, 2024 at Texas A&M |

#32 JENKINS, Jordyn

2024-25 STATISTICS

| | | | | Total | | 3-Pointers | | Free throws | | Rebounds | | | | | | | | | | | |
|-------------------|------------|----|--------|--------|------|------------|------|-------------|-------|----------|-----|-----|------|----|---|----|-----|-----|-----|------|--|
| Opponent | Date | GS | MIN | FG-FGA | PCT | 3FG-3FGA | PCT | FT-FTA | PCT | OFF | DEF | TOT | AVG | PF | A | TO | BLK | STL | PTS | AVG | |
| at Texas A&M | 11/07/2024 | * | 35:29 | 7-15 | .467 | 0-2 | .000 | 4-6 | .667 | 6 | 5 | 11 | 11.0 | 2 | 1 | 1 | 1 | 0 | 18 | 18.0 | |
| UTRGV | 11/09/2024 | * | 33:14 | 5-12 | .417 | 0-1 | .000 | 9-12 | .750 | 2 | 2 | 4 | 7.5 | 0 | 0 | 2 | 2 | 2 | 19 | 18.5 | |
| at New Mexico St. | 11/14/2024 | * | 31:45 | 9-14 | .643 | 1-2 | .500 | 8-8 | 1.000 | 3 | 8 | 11 | 8.7 | 4 | 0 | 2 | 0 | 1 | 27 | 21.3 | |
| Totals | | 3 | 100:28 | 21-41 | .512 | 1-5 | .200 | 21-26 | .808 | 11 | 15 | 26 | 8.7 | 6 | 1 | 5 | 3 | 3 | 64 | 21.3 | |

Player Averages

| Games Played | Minutes/game | Points/game | FG Pct | 3FG Pct | FT Pct | Rebounds/game | Assists/game | Turnovers/game | Assist/Turnover ratio | Steals/game | Blocks/game |
|--------------|--------------|-------------|--------|---------|--------|---------------|--------------|----------------|-----------------------|-------------|-------------|
| 3 | 33.5 | 21.3 | 51.2 | 20.0 | 80.8 | 8.7 | 0.3 | 1.7 | 0.2 | 1.0 | 1.0 |



33 EMILIA DANNEBAUER

Freshman • Forward / Center • 6-4 • Berlin, Germany • Sportgymnasium Chemnit

| Dannebauer's Career and 2024-25 Game Highs | | |
|--------------------------------------------|---------------|----------------|
| Career / Last | Category | 2024-25 / Last |
| N/A | Points | N/A |
| N/A | Rebounds | N/A |
| N/A | Assists | N/A |
| N/A | Steals | N/A |
| N/A | Blocks | N/A |
| N/A | FG Made | N/A |
| N/A | FG Attempted | N/A |
| N/A | 3PT Made | N/A |
| N/A | 3PT Attempted | N/A |
| N/A | FT Made | N/A |
| N/A | FT Attempted | N/A |
| N/A | Minutes | N/A |

HAS YET TO APPEAR IN THE 2024-25 SEASON

2024-25 ROADRUNNER WOMEN'S BASKETBALL STATS



PLAYER SEASON / CAREER STATISTICS



Summary

| Player | Season Statistics | | | | | | | | | | Career Statistics | | | | | | | | | |
|----------------------|-------------------|-------|------|-------|-------|-----|-----|-----|-----|-------|-------------------|-------|------|------|-------|-----|-----|-----|-----|-------|
| | GP-GS | MIN/G | FG% | 3FG% | FT% | R/G | A/G | STL | BLK | PTS/G | GP-GS | MIN/G | FG% | 3FG% | FT% | R/G | A/G | STL | BLK | PTS/G |
| ALLEN, Damara | 3-2 | 20.4 | .556 | .500 | 1.000 | 2.7 | 1.0 | 3 | 1 | 4.7 | 3-2 | 20.4 | .556 | .500 | 1.000 | 2.7 | 1.0 | 3 | 1 | 4.7 |
| DE LEON NEGRON, Nina | 2-1 | 22.6 | .438 | .571 | .000 | 2.0 | 2.0 | 1 | 0 | 9.0 | 115-93 | 28.5 | .405 | .330 | .698 | 4.3 | 3.1 | 157 | 14 | 8.2 |
| GONY, Nyayongah | 3-0 | 13.5 | .250 | .500 | 1.000 | 3.0 | 0.3 | 3 | 4 | 3.0 | 52-2 | 9.7 | .362 | .319 | .720 | 1.4 | 0.3 | 16 | 13 | 2.4 |
| GUTTADAURO, Siena | 3-0 | 14.8 | .444 | .333 | .500 | 1.0 | 1.3 | 1 | 0 | 3.7 | 56-3 | 11.4 | .302 | .307 | .611 | 1.2 | 0.7 | 12 | 2 | 2.8 |
| JENKINS, Jordyn | 3-3 | 33.5 | .512 | .200 | .808 | 8.7 | 0.3 | 3 | 3 | 21.3 | 88-71 | 25.6 | .499 | .341 | .782 | 6.6 | 1.1 | 95 | 83 | 16.0 |
| LINTON, Maya | 3-1 | 14.3 | .333 | .286 | .000 | 1.3 | 0.0 | 3 | 0 | 3.3 | 60-12 | 15.2 | .386 | .263 | .576 | 3.5 | 0.4 | 44 | 10 | 2.5 |
| LOVE, Sidney | 3-3 | 34.8 | .412 | .273 | .667 | 4.7 | 6.3 | 8 | 0 | 13.0 | 65-59 | 30.1 | .391 | .277 | .804 | 3.7 | 3.0 | 88 | 9 | 10.0 |
| LUCIO, Emma | 2-0 | 7.2 | .667 | 1.000 | .000 | 1.0 | 0.5 | 0 | 0 | 3.0 | 15-0 | 7.5 | .241 | .222 | .375 | 0.9 | 0.5 | 1 | 0 | 1.4 |
| PARKER, Alexis | 3-2 | 15.2 | .333 | .500 | 1.000 | 2.7 | 1.0 | 2 | 0 | 3.0 | 47-6 | 11.2 | .323 | .205 | .459 | 1.3 | 0.6 | 18 | 5 | 1.9 |
| ROSS, Taylor | 1-0 | 2.4 | .000 | .000 | .000 | 0.0 | 0.0 | 0 | 0 | 0.0 | 1-0 | 2.4 | .000 | .000 | .000 | 0.0 | 0.0 | 0 | 0 | 0.0 |
| ROWE, Cheyenne | 3-0 | 10.5 | .143 | .000 | .500 | 1.3 | 0.0 | 0 | 1 | 1.0 | 49-0 | 9.0 | .500 | .200 | .615 | 2.4 | 0.2 | 7 | 7 | 2.2 |
| UDO, Idara | 3-3 | 22.4 | .467 | .500 | .500 | 4.3 | 0.7 | 1 | 2 | 5.7 | 36-25 | 21.3 | .460 | .500 | .559 | 5.8 | 0.8 | 16 | 27 | 7.3 |

Scoring

| Player | Season Statistics | | | | | | | | | | Career Statistics | | | | | | | | | |
|----------------------|-------------------|------|----------|-------|--------|-------|-----|-------|--|--|-------------------|------|----------|------|---------|-------|------|-------|--|--|
| | FG-FGA | FG% | 3FG-3FGA | 3FG% | FT-FTA | FT% | PTS | PTS/G | | | FG-FGA | FG% | 3FG-3FGA | 3FG% | FT-FTA | FT% | PTS | PTS/G | | |
| ALLEN, Damara | 5-9 | .556 | 2-4 | .500 | 2-2 | 1.000 | 14 | 4.7 | | | 5-9 | .556 | 2-4 | .500 | 2-2 | 1.000 | 14 | 4.7 | | |
| DE LEON NEGRON, Nina | 7-16 | .438 | 4-7 | .571 | 0-1 | .000 | 18 | 9.0 | | | 330-814 | .405 | 105-318 | .330 | 178-255 | .698 | 943 | 8.2 | | |
| GONY, Nyayongah | 2-8 | .250 | 1-2 | .500 | 4-4 | 1.000 | 9 | 3.0 | | | 42-116 | .362 | 22-69 | .319 | 18-25 | .720 | 124 | 2.4 | | |
| GUTTADAURO, Siena | 4-9 | .444 | 2-6 | .333 | 1-2 | .500 | 11 | 3.7 | | | 51-169 | .302 | 42-137 | .307 | 11-18 | .611 | 155 | 2.8 | | |
| JENKINS, Jordyn | 21-41 | .512 | 1-5 | .200 | 21-26 | .808 | 64 | 21.3 | | | 502-1007 | .499 | 46-135 | .341 | 356-455 | .782 | 1406 | 16.0 | | |
| LINTON, Maya | 4-12 | .333 | 2-7 | .286 | 0-1 | .000 | 10 | 3.3 | | | 56-145 | .386 | 5-19 | .263 | 34-59 | .576 | 151 | 2.5 | | |
| LOVE, Sidney | 14-34 | .412 | 3-11 | .273 | 8-12 | .667 | 39 | 13.0 | | | 236-604 | .391 | 53-191 | .277 | 123-153 | .804 | 648 | 10.0 | | |
| LUCIO, Emma | 2-3 | .667 | 2-2 | 1.000 | 0-0 | .000 | 6 | 3.0 | | | 7-29 | .241 | 4-18 | .222 | 3-8 | .375 | 21 | 1.4 | | |
| PARKER, Alexis | 3-9 | .333 | 1-2 | .500 | 2-2 | 1.000 | 9 | 3.0 | | | 31-96 | .323 | 8-39 | .205 | 17-37 | .459 | 87 | 1.9 | | |
| ROSS, Taylor | 0-0 | .000 | 0-0 | .000 | 0-0 | .000 | 0 | 0.0 | | | 0-0 | .000 | 0-0 | .000 | 0-0 | .000 | 0 | 0.0 | | |
| ROWE, Cheyenne | 1-7 | .143 | 0-1 | .000 | 1-2 | .500 | 3 | 1.0 | | | 42-84 | .500 | 1-5 | .200 | 24-39 | .615 | 109 | 2.2 | | |
| UDO, Idara | 7-15 | .467 | 1-2 | .500 | 2-4 | .500 | 17 | 5.7 | | | 104-226 | .460 | 1-2 | .500 | 52-93 | .559 | 261 | 7.3 | | |

Totals

| Player | Season Statistics | | | | | | | | | | Career Statistics | | | | | | | | | |
|----------------------|-------------------|-------|-------|----|----|----|----|------|--|--|-------------------|-------|-------|-----|----|-----|-----|------|--|--|
| | O-REB | D-REB | TOTAL | PF | FO | A | TO | A/TO | | | O-REB | D-REB | TOTAL | PF | FO | A | TO | A/TO | | |
| ALLEN, Damara | 0 | 8 | 8 | 7 | 0 | 3 | 4 | 0.8 | | | 0 | 8 | 8 | 7 | 0 | 3 | 4 | 0.8 | | |
| DE LEON NEGRON, Nina | 2 | 2 | 4 | 4 | 0 | 4 | 5 | 0.8 | | | 126 | 373 | 499 | 188 | 1 | 356 | 226 | 1.6 | | |
| GONY, Nyayongah | 3 | 6 | 9 | 4 | 0 | 1 | 6 | 0.2 | | | 25 | 50 | 75 | 39 | 0 | 18 | 46 | 0.4 | | |
| GUTTADAURO, Siena | 1 | 2 | 3 | 2 | 0 | 4 | 1 | 4.0 | | | 19 | 48 | 67 | 23 | 0 | 41 | 39 | 1.1 | | |
| JENKINS, Jordyn | 11 | 15 | 26 | 6 | 0 | 1 | 5 | 0.2 | | | 186 | 397 | 583 | 221 | 10 | 98 | 203 | 0.5 | | |
| LINTON, Maya | 2 | 2 | 4 | 10 | 1 | 0 | 4 | 0.0 | | | 92 | 118 | 210 | 159 | 5 | 21 | 62 | 0.3 | | |
| LOVE, Sidney | 4 | 10 | 14 | 4 | 0 | 19 | 9 | 2.1 | | | 55 | 187 | 242 | 166 | 1 | 192 | 185 | 1.0 | | |
| LUCIO, Emma | 0 | 2 | 2 | 0 | 0 | 1 | 1 | 1.0 | | | 2 | 11 | 13 | 11 | 0 | 8 | 15 | 0.5 | | |
| PARKER, Alexis | 3 | 5 | 8 | 3 | 0 | 3 | 3 | 1.0 | | | 20 | 39 | 59 | 43 | 0 | 30 | 33 | 0.9 | | |
| ROSS, Taylor | 0 | 0 | 0 | 1 | 0 | 0 | 1 | 0.0 | | | 0 | 0 | 0 | 1 | 0 | 0 | 1 | 0.0 | | |
| ROWE, Cheyenne | 1 | 3 | 4 | 3 | 0 | 0 | 2 | 0.0 | | | 64 | 52 | 116 | 55 | 1 | 8 | 19 | 0.4 | | |
| UDO, Idara | 7 | 6 | 13 | 11 | 1 | 2 | 7 | 0.3 | | | 121 | 87 | 208 | 104 | 4 | 28 | 62 | 0.5 | | |

2024-25 ROADRUNNER WOMEN'S BASKETBALL STATS



TEAM AND OPPONENTS STATISTICS



| | UTSA | OPP |
|------------------------|---------------|---------------|
| Scoring | 200 | 185 |
| Points per game | 66.7 | 61.7 |
| Scoring margin | +5.0 | - |
| Field goals-att | 70-163 | 68-157 |
| Field goal pct | .429 | .433 |
| 3 point fg-att | 19-49 | 20-49 |
| 3-point FG pct | .388 | .408 |
| 3-pt FG made per game | 6.3 | 6.7 |
| Free throws-att | 41-56 | 29-45 |
| Free throw pct | .732 | .644 |
| F-Throws made per game | 13.7 | 9.7 |
| Rebounds | 102 | 82 |
| Rebounds per game | 34.0 | 27.3 |
| Rebounding margin | +6.7 | - |
| Assists | 38 | 32 |
| Assists per game | 12.7 | 10.7 |
| Turnovers | 51 | 49 |
| Turnovers per game | 17.0 | 16.3 |
| Turnover margin | -0.7 | - |
| Assist/turnover ratio | 0.7 | 0.7 |
| Steals | 25 | 23 |
| Steals per game | 8.3 | 7.7 |
| Blocks | 11 | 16 |
| Blocks per game | 3.7 | 5.3 |
| Winning streak | 2 | - |
| Home win streak | 1 | - |
| Attendance | 739 | 8319 |
| Home games-Avg/Game | 1-739 | 2-4160 |
| Neutral site-Avg/Game | - | 0-0 |

Score by Periods

| Team | 1st | 2nd | 3rd | 4th | OT | TOT |
|-----------|-----|-----|-----|-----|----|-----|
| UTSA | 56 | 43 | 48 | 53 | 0 | 200 |
| Opponents | 43 | 47 | 58 | 37 | 0 | 185 |

2024-25 ROADRUNNER WOMEN'S BASKETBALL STATS



INDIVIDUAL GAME HIGHS



| | | | |
|-------------------------------------------|-------|--------|----------------------------------------------------|
| POINTS | 27 | | Jordyn Jenkins at New Mexico St. (11/14/2024) |
| | 21 | | Sidney Love vs UTRGV (11/09/2024) |
| | 19 | | Jordyn Jenkins vs UTRGV (11/09/2024) |
| | 18 | | Jordyn Jenkins at Texas A&M (11/07/2024) |
| | 14 | | Nina De Leon Negron at New Mexico St. (11/14/2024) |
| FIELD GOALS MADE | 9 | | Jordyn Jenkins at New Mexico St. (11/14/2024) |
| | 8 | | Sidney Love vs UTRGV (11/09/2024) |
| FIELD GOAL ATTEMPTS | 15 | | Jordyn Jenkins at Texas A&M (11/07/2024) |
| | 14 | | Jordyn Jenkins at New Mexico St. (11/14/2024) |
| FIELD GOAL PERCENTAGE (min 5 made) | .643 | (9-14) | Jordyn Jenkins at New Mexico St. (11/14/2024) |
| | .615 | (8-13) | Sidney Love vs UTRGV (11/09/2024) |
| 3 PT FG MADE | 4 | | Nina De Leon Negron at New Mexico St. (11/14/2024) |
| | 3 | | Sidney Love vs UTRGV (11/09/2024) |
| 3 PT FG ATTEMPTS | 6 | | Sidney Love vs UTRGV (11/09/2024) |
| | 5 | | Nina De Leon Negron at New Mexico St. (11/14/2024) |
| 3 PT FG PERCENTAGE (min 2 made) | 1.000 | (2-2) | Emma Lucio vs UTRGV (11/09/2024) |
| | .800 | (4-5) | Nina De Leon Negron at New Mexico St. (11/14/2024) |
| FREE THROWS MADE | 9 | | Jordyn Jenkins vs UTRGV (11/09/2024) |
| | 8 | | Jordyn Jenkins at New Mexico St. (11/14/2024) |
| FREE THROW ATTEMPTS | 12 | | Jordyn Jenkins vs UTRGV (11/09/2024) |
| | 8 | | Jordyn Jenkins at New Mexico St. (11/14/2024) |
| | 8 | | Sidney Love at Texas A&M (11/07/2024) |
| FREE THROW PERCENTAGE (min 3 made) | 1.000 | (8-8) | Jordyn Jenkins at New Mexico St. (11/14/2024) |
| | 1.000 | (4-4) | Nyayongah Gony vs UTRGV (11/09/2024) |
| REBOUNDS | 11 | | Jordyn Jenkins at New Mexico St. (11/14/2024) |
| | 11 | | Jordyn Jenkins at Texas A&M (11/07/2024) |
| ASSISTS | 11 | | Sidney Love vs UTRGV (11/09/2024) |
| | 7 | | Sidney Love at New Mexico St. (11/14/2024) |
| STEALS | 5 | | Sidney Love vs UTRGV (11/09/2024) |
| | 3 | | Nyayongah Gony at Texas A&M (11/07/2024) |
| BLOCKED SHOTS | 2 | | Jordyn Jenkins vs UTRGV (11/09/2024) |
| | 2 | | Nyayongah Gony vs UTRGV (11/09/2024) |
| TURNOVERS | 4 | | Idara Udo vs UTRGV (11/09/2024) |
| | 4 | | Sidney Love at Texas A&M (11/07/2024) |
| FOULS | 5 | | Idara Udo vs UTRGV (11/09/2024) |
| | 5 | | Maya Linton at Texas A&M (11/07/2024) |

2024-25 ROADRUNNER WOMEN'S BASKETBALL STATS



OPPONENT INDIVIDUAL GAME HIGHS



| | | | |
|-------------------------------------------|------|--------|------------------------------------------------|
| POINTS | 24 | | Kade Hackerott vs UTRGV (11/09/2024) |
| | 23 | | Molly Kaiser at New Mexico St. (11/14/2024) |
| | 16 | | Sahara Jones at Texas A&M (11/07/2024) |
| | 11 | | Fanta Gassama at New Mexico St. (11/14/2024) |
| | 11 | | Tierra Trotter vs UTRGV (11/09/2024) |
| FIELD GOALS MADE | 8 | | Molly Kaiser at New Mexico St. (11/14/2024) |
| | 8 | | Kade Hackerott vs UTRGV (11/09/2024) |
| FIELD GOAL ATTEMPTS | 15 | | Kade Hackerott vs UTRGV (11/09/2024) |
| | 14 | | Molly Kaiser at New Mexico St. (11/14/2024) |
| FIELD GOAL PERCENTAGE (min 5 made) | .571 | (8-14) | Molly Kaiser at New Mexico St. (11/14/2024) |
| | .533 | (8-15) | Kade Hackerott vs UTRGV (11/09/2024) |
| 3 PT FG MADE | 4 | | Kade Hackerott vs UTRGV (11/09/2024) |
| | 2 | | Sylena Peterson at New Mexico St. (11/14/2024) |
| | 2 | | Emma Dasovich at New Mexico St. (11/14/2024) |
| | 2 | | Kayla Lorenz vs UTRGV (11/09/2024) |
| | 2 | | Kyndall Hunter at Texas A&M (11/07/2024) |
| 3 PT FG ATTEMPTS | 7 | | Kade Hackerott vs UTRGV (11/09/2024) |
| | 5 | | Solè Williams at Texas A&M (11/07/2024) |
| 3 PT FG PERCENTAGE (min 2 made) | .667 | (2-3) | Emma Dasovich at New Mexico St. (11/14/2024) |
| | .571 | (4-7) | Kade Hackerott vs UTRGV (11/09/2024) |
| FREE THROWS MADE | 7 | | Molly Kaiser at New Mexico St. (11/14/2024) |
| | 5 | | Sahara Jones at Texas A&M (11/07/2024) |
| FREE THROW ATTEMPTS | 8 | | Molly Kaiser at New Mexico St. (11/14/2024) |
| | 8 | | Sahara Jones at Texas A&M (11/07/2024) |
| FREE THROW PERCENTAGE (min 3 made) | .875 | (7-8) | Molly Kaiser at New Mexico St. (11/14/2024) |
| | .667 | (4-6) | Kade Hackerott vs UTRGV (11/09/2024) |
| REBOUNDS | 9 | | Fanta Gassama at New Mexico St. (11/14/2024) |
| | 8 | | Aicha Coulibaly at Texas A&M (11/07/2024) |
| ASSISTS | 4 | | Molly Kaiser at New Mexico St. (11/14/2024) |
| | 4 | | Lauren Ware at Texas A&M (11/07/2024) |
| STEALS | 4 | | Molly Kaiser at New Mexico St. (11/14/2024) |
| | 3 | | Kade Hackerott vs UTRGV (11/09/2024) |
| | 3 | | Charlotte O'Keefe vs UTRGV (11/09/2024) |
| BLOCKED SHOTS | 3 | | Charlotte O'Keefe vs UTRGV (11/09/2024) |
| | 3 | | Lauren Ware at Texas A&M (11/07/2024) |
| TURNOVERS | 4 | | Fanta Gassama at New Mexico St. (11/14/2024) |
| | 4 | | Sophia Zufelt vs UTRGV (11/09/2024) |
| | 4 | | Sahara Jones at Texas A&M (11/07/2024) |
| FOULS | 5 | | Charlotte O'Keefe vs UTRGV (11/09/2024) |
| | 5 | | Sahara Jones at Texas A&M (11/07/2024) |

2024-25 ROADRUNNER WOMEN'S BASKETBALL STATS



CATEGORY LEADERS



| ## | Player | G | Pts | Pts/G |
|----|----------------------|---|-----|-------|
| 32 | Jenkins, Jordyn | 3 | 64 | 21.3 |
| 11 | Love, Sidney | 3 | 39 | 13.0 |
| 8 | De Leon Negron, Nina | 2 | 18 | 9.0 |
| 25 | Udo, Idara | 3 | 17 | 5.7 |
| 4 | Allen, Damara | 3 | 14 | 4.7 |
| 1 | Guttadauro, Siena | 3 | 11 | 3.7 |
| 20 | Linton, Maya | 3 | 10 | 3.3 |
| 7 | Gony, Nyayongah | 3 | 9 | 3.0 |
| 2 | Parker, Alexis | 3 | 9 | 3.0 |
| 3 | Lucio, Emma | 2 | 6 | 3.0 |
| 21 | Rowe, Cheyenne | 3 | 3 | 1.0 |

| ## | Player | G | Pts | Pts/G |
|----|----------------------|---|-----|-------|
| 32 | Jenkins, Jordyn | 3 | 64 | 21.3 |
| 11 | Love, Sidney | 3 | 39 | 13.0 |
| 8 | De Leon Negron, Nina | 2 | 18 | 9.0 |
| 25 | Udo, Idara | 3 | 17 | 5.7 |
| 4 | Allen, Damara | 3 | 14 | 4.7 |
| 1 | Guttadauro, Siena | 3 | 11 | 3.7 |
| 20 | Linton, Maya | 3 | 10 | 3.3 |
| 7 | Gony, Nyayongah | 3 | 9 | 3.0 |
| 2 | Parker, Alexis | 3 | 9 | 3.0 |
| 3 | Lucio, Emma | 2 | 6 | 3.0 |
| 21 | Rowe, Cheyenne | 3 | 3 | 1.0 |

Field Goal Percentage

| ## | Player | FG | Att | Pct |
|----|----------------------|----|-----|------|
| 3 | Lucio, Emma | 2 | 3 | .667 |
| 4 | Allen, Damara | 5 | 9 | .556 |
| 32 | Jenkins, Jordyn | 21 | 41 | .512 |
| 25 | Udo, Idara | 7 | 15 | .467 |
| 1 | Guttadauro, Siena | 4 | 9 | .444 |
| 8 | De Leon Negron, Nina | 7 | 16 | .438 |
| 11 | Love, Sidney | 14 | 34 | .412 |
| 20 | Linton, Maya | 4 | 12 | .333 |
| 2 | Parker, Alexis | 3 | 9 | .333 |
| 7 | Gony, Nyayongah | 2 | 8 | .250 |
| 21 | Rowe, Cheyenne | 1 | 7 | .143 |

Field Goal Attempts

| ## | Player | G | Att | Att/G |
|----|----------------------|---|-----|-------|
| 32 | Jenkins, Jordyn | 3 | 41 | 13.7 |
| 11 | Love, Sidney | 3 | 34 | 11.3 |
| 8 | De Leon Negron, Nina | 2 | 16 | 8.0 |
| 25 | Udo, Idara | 3 | 15 | 5.0 |
| 20 | Linton, Maya | 3 | 12 | 4.0 |

Field Goals Made

| ## | Player | G | Made | Made/G |
|----|----------------------|---|------|--------|
| 32 | Jenkins, Jordyn | 3 | 21 | 7.0 |
| 11 | Love, Sidney | 3 | 14 | 4.7 |
| 8 | De Leon Negron, Nina | 2 | 7 | 3.5 |
| 25 | Udo, Idara | 3 | 7 | 2.3 |
| 4 | Allen, Damara | 3 | 5 | 1.7 |

3-Point FG Percentage

| ## | Player | 3FG | Att | Pct |
|----|----------------------|-----|-----|-------|
| 3 | Lucio, Emma | 2 | 2 | 1.000 |
| 8 | De Leon Negron, Nina | 4 | 7 | .571 |
| 25 | Udo, Idara | 1 | 2 | .500 |
| 4 | Allen, Damara | 2 | 4 | .500 |
| 7 | Gony, Nyayongah | 1 | 2 | .500 |
| 2 | Parker, Alexis | 1 | 2 | .500 |
| 1 | Guttadauro, Siena | 2 | 6 | .333 |
| 20 | Linton, Maya | 2 | 7 | .286 |
| 11 | Love, Sidney | 3 | 11 | .273 |
| 32 | Jenkins, Jordyn | 1 | 5 | .200 |

3-Point FG Attempts

| ## | Player | G | Att | Att/G |
|----|----------------------|---|-----|-------|
| 11 | Love, Sidney | 3 | 11 | 3.7 |
| 8 | De Leon Negron, Nina | 2 | 7 | 3.5 |
| 20 | Linton, Maya | 3 | 7 | 2.3 |
| 1 | Guttadauro, Siena | 3 | 6 | 2.0 |
| 32 | Jenkins, Jordyn | 3 | 5 | 1.7 |

3-Point FG Made

| ## | Player | G | Made | Made/G |
|----|----------------------|---|------|--------|
| 8 | De Leon Negron, Nina | 2 | 4 | 2.0 |
| 11 | Love, Sidney | 3 | 3 | 1.0 |
| 4 | Allen, Damara | 3 | 2 | 0.7 |
| 1 | Guttadauro, Siena | 3 | 2 | 0.7 |
| 20 | Linton, Maya | 3 | 2 | 0.7 |

2024-25 ROADRUNNER WOMEN'S BASKETBALL STATS



CATEGORY LEADERS CONT.



Free Throw Percentage

| ## | Player | Made | Att | Pct |
|----|-------------------|------|-----|-------|
| 4 | Allen, Damara | 2 | 2 | 1.000 |
| 7 | Gony, Nyayongah | 4 | 4 | 1.000 |
| 2 | Parker, Alexis | 2 | 2 | 1.000 |
| 32 | Jenkins, Jordyn | 21 | 26 | .808 |
| 11 | Love, Sidney | 8 | 12 | .667 |
| 25 | Udo, Idara | 2 | 4 | .500 |
| 1 | Guttadauro, Siena | 1 | 2 | .500 |
| 21 | Rowe, Cheyenne | 1 | 2 | .500 |

Free Throw Attempts

| ## | Player | G | Att | Att/G |
|----|-----------------|---|-----|-------|
| 32 | Jenkins, Jordyn | 3 | 26 | 8.7 |
| 11 | Love, Sidney | 3 | 12 | 4.0 |
| 25 | Udo, Idara | 3 | 4 | 1.3 |
| 7 | Gony, Nyayongah | 3 | 4 | 1.3 |
| 4 | Allen, Damara | 3 | 2 | 0.7 |

Free Throws Made

| ## | Player | G | Made | Made/G |
|----|-----------------|---|------|--------|
| 32 | Jenkins, Jordyn | 3 | 21 | 7.0 |
| 11 | Love, Sidney | 3 | 8 | 2.7 |
| 7 | Gony, Nyayongah | 3 | 4 | 1.3 |
| 25 | Udo, Idara | 3 | 2 | 0.7 |
| 4 | Allen, Damara | 3 | 2 | 0.7 |

Rebounds

| ## | Player | G | Reb | Reb/G |
|----|-----------------|---|-----|-------|
| 32 | Jenkins, Jordyn | 3 | 26 | 8.7 |
| 11 | Love, Sidney | 3 | 14 | 4.7 |
| 25 | Udo, Idara | 3 | 13 | 4.3 |
| 7 | Gony, Nyayongah | 3 | 9 | 3.0 |
| 4 | Allen, Damara | 3 | 8 | 2.7 |

Assists

| ## | Player | G | Ast | Ast/G |
|----|----------------------|---|-----|-------|
| 11 | Love, Sidney | 3 | 19 | 6.3 |
| 8 | De Leon Negron, Nina | 2 | 4 | 2.0 |
| 1 | Guttadauro, Siena | 3 | 4 | 1.3 |
| 4 | Allen, Damara | 3 | 3 | 1.0 |
| 2 | Parker, Alexis | 3 | 3 | 1.0 |

Rebounds Average

| ## | Player | G | Reb | Reb/G |
|----|-----------------|---|-----|-------|
| 32 | Jenkins, Jordyn | 3 | 26 | 8.7 |
| 11 | Love, Sidney | 3 | 14 | 4.7 |
| 25 | Udo, Idara | 3 | 13 | 4.3 |
| 7 | Gony, Nyayongah | 3 | 9 | 3.0 |
| 4 | Allen, Damara | 3 | 8 | 2.7 |

Steals

| ## | Player | G | Stl | Stl/G |
|----|-----------------|---|-----|-------|
| 11 | Love, Sidney | 3 | 8 | 2.7 |
| 32 | Jenkins, Jordyn | 3 | 3 | 1.0 |
| 4 | Allen, Damara | 3 | 3 | 1.0 |
| 20 | Linton, Maya | 3 | 3 | 1.0 |
| 7 | Gony, Nyayongah | 3 | 3 | 1.0 |

Offensive Rebounds

| ## | Player | G | OReb | OReb/G |
|----|-----------------|---|------|--------|
| 32 | Jenkins, Jordyn | 3 | 11 | 3.7 |
| 25 | Udo, Idara | 3 | 7 | 2.3 |
| 11 | Love, Sidney | 3 | 4 | 1.3 |
| 7 | Gony, Nyayongah | 3 | 3 | 1.0 |
| 2 | Parker, Alexis | 3 | 3 | 1.0 |

Blocked Shots

| ## | Player | G | Blk | Blk/G |
|----|-----------------|---|-----|-------|
| 7 | Gony, Nyayongah | 3 | 4 | 1.3 |
| 32 | Jenkins, Jordyn | 3 | 3 | 1.0 |
| 25 | Udo, Idara | 3 | 2 | 0.7 |
| 4 | Allen, Damara | 3 | 1 | 0.3 |
| 21 | Rowe, Cheyenne | 3 | 1 | 0.3 |

Defensive Rebounds

| ## | Player | G | DReb | DReb/G |
|----|-----------------|---|------|--------|
| 32 | Jenkins, Jordyn | 3 | 15 | 5.0 |
| 11 | Love, Sidney | 3 | 10 | 3.3 |
| 4 | Allen, Damara | 3 | 8 | 2.7 |
| 25 | Udo, Idara | 3 | 6 | 2.0 |
| 7 | Gony, Nyayongah | 3 | 6 | 2.0 |

Minutes

| ## | Player | G | Min | Min/G |
|----|-----------------|---|-----|-------|
| 11 | Love, Sidney | 3 | 104 | 34:49 |
| 32 | Jenkins, Jordyn | 3 | 100 | 33:30 |
| 25 | Udo, Idara | 3 | 67 | 22:21 |
| 4 | Allen, Damara | 3 | 61 | 20:22 |
| 2 | Parker, Alexis | 3 | 45 | 15:09 |

2024-25 ROADRUNNER WOMEN'S BASKETBALL STATS



CATEGORY LEADERS CONT.



Fouls

| ## | Player | G | PF | PF/G |
|----|-----------------|---|----|------|
| 25 | Udo, Idara | 3 | 11 | 3.7 |
| 20 | Linton, Maya | 3 | 10 | 3.3 |
| 4 | Allen, Damara | 3 | 7 | 2.3 |
| 32 | Jenkins, Jordyn | 3 | 6 | 2.0 |
| 11 | Love, Sidney | 3 | 4 | 1.3 |

Turnovers

| ## | Player | G | TO | TO/G |
|----|----------------------|---|----|------|
| 11 | Love, Sidney | 3 | 9 | 3.0 |
| 25 | Udo, Idara | 3 | 7 | 2.3 |
| 7 | Gony, Nyayongah | 3 | 6 | 2.0 |
| 32 | Jenkins, Jordyn | 3 | 5 | 1.7 |
| 8 | De Leon Negron, Nina | 2 | 5 | 2.5 |

Foul Outs

| ## | Player | G | FO |
|----|--------------|---|----|
| 25 | Udo, Idara | 3 | 1 |
| 20 | Linton, Maya | 3 | 1 |

2024-25 ROADRUNNER WOMEN'S BASKETBALL STATS



GAME-BY-GAME LEADERS



Game Records

| Record | Overall | Home | Away | Neutral |
|----------------|---------|------|------|---------|
| ALL GAMES | 2-1 | 1-0 | 1-1 | 0-0 |
| CONFERENCE | 0-0 | 0-0 | 0-0 | 0-0 |
| NON-CONFERENCE | 2-1 | 1-0 | 1-1 | 0-0 |

Team Results

| Date | Opponent | | Score | Att. | High Points | High Rebounds |
|------------|-------------------|---|-------|------|----------------------|----------------------|
| 11/07/2024 | at Texas A&M | L | 51-55 | 7507 | (18) JENKINS, Jordyn | (11) JENKINS, Jordyn |
| 11/09/2024 | UTRGV | W | 74-69 | 739 | (21) LOVE, Sidney | (5) LOVE, Sidney |
| | | | | | | (5) ALLEN, Damara |
| 11/14/2024 | at New Mexico St. | W | 75-61 | 812 | (27) JENKINS, Jordyn | (11) JENKINS, Jordyn |

Attendance Summary

| | Games | Attend | Avg/Game |
|--------------|----------|-------------|-------------|
| Home | 1 | 739 | 739 |
| Away | 2 | 8319 | 4160 |
| Neutral | 0 | 0 | 0 |
| Total | 3 | 9058 | 3019 |

2024-25 ROADRUNNER WOMEN'S BASKETBALL STATS



UTSA GAME HIGHS



| | | |
|------------------------------|--------------|--------------------------------|
| POINTS | 75 | at New Mexico St. (11/14/2024) |
| | 74 | UTRGV (11/09/2024) |
| | 51 | at Texas A&M (11/07/2024) |
| FIELD GOALS MADE | 27 | at New Mexico St. (11/14/2024) |
| | 24 | UTRGV (11/09/2024) |
| FIELD GOAL ATTEMPTS | 60 | at New Mexico St. (11/14/2024) |
| | 56 | at Texas A&M (11/07/2024) |
| FIELD GOAL PERCENTAGE | .511 (24-47) | UTRGV (11/09/2024) |
| | .450 (27-60) | at New Mexico St. (11/14/2024) |
| 3 PT FG MADE | 9 | at New Mexico St. (11/14/2024) |
| | 7 | UTRGV (11/09/2024) |
| 3 PT FG ATTEMPTS | 18 | at New Mexico St. (11/14/2024) |
| | 16 | at Texas A&M (11/07/2024) |
| 3 PT FG PERCENTAGE | .500 (9-18) | at New Mexico St. (11/14/2024) |
| | .467 (7-15) | UTRGV (11/09/2024) |
| FREE THROWS MADE | 19 | UTRGV (11/09/2024) |
| | 12 | at New Mexico St. (11/14/2024) |
| FREE THROW ATTEMPTS | 24 | UTRGV (11/09/2024) |
| | 19 | at Texas A&M (11/07/2024) |
| FREE THROW PERCENTAGE | .923 (12-13) | at New Mexico St. (11/14/2024) |
| | .792 (19-24) | UTRGV (11/09/2024) |
| REBOUNDS | 37 | at New Mexico St. (11/14/2024) |
| | 37 | at Texas A&M (11/07/2024) |
| ASSISTS | 18 | UTRGV (11/09/2024) |
| | 13 | at New Mexico St. (11/14/2024) |
| STEALS | 11 | UTRGV (11/09/2024) |
| | 8 | at Texas A&M (11/07/2024) |
| BLOCKED SHOTS | 7 | UTRGV (11/09/2024) |
| | 3 | at Texas A&M (11/07/2024) |
| TURNOVERS | 19 | at New Mexico St. (11/14/2024) |
| | 17 | UTRGV (11/09/2024) |
| FOULS | 24 | at Texas A&M (11/07/2024) |
| | 16 | at New Mexico St. (11/14/2024) |

2024-25 ROADRUNNER WOMEN'S BASKETBALL STATS



OPPONENT GAME HIGHS



| | | |
|-----------------------|--------------|--------------------------------|
| POINTS | 69 | UTRGV (11/09/2024) |
| | 61 | at New Mexico St. (11/14/2024) |
| | 55 | at Texas A&M (11/07/2024) |
| FIELD GOALS MADE | 26 | UTRGV (11/09/2024) |
| | 24 | at New Mexico St. (11/14/2024) |
| FIELD GOAL ATTEMPTS | 54 | at New Mexico St. (11/14/2024) |
| | 52 | UTRGV (11/09/2024) |
| FIELD GOAL PERCENTAGE | .500 (26-52) | UTRGV (11/09/2024) |
| | .444 (24-54) | at New Mexico St. (11/14/2024) |
| 3 PT FG MADE | 11 | UTRGV (11/09/2024) |
| | 5 | at Texas A&M (11/07/2024) |
| 3 PT FG ATTEMPTS | 21 | UTRGV (11/09/2024) |
| | 16 | at Texas A&M (11/07/2024) |
| 3 PT FG PERCENTAGE | .524 (11-21) | UTRGV (11/09/2024) |
| | .333 (4-12) | at New Mexico St. (11/14/2024) |
| FREE THROWS MADE | 14 | at Texas A&M (11/07/2024) |
| | 9 | at New Mexico St. (11/14/2024) |
| FREE THROW ATTEMPTS | 22 | at Texas A&M (11/07/2024) |
| | 12 | at New Mexico St. (11/14/2024) |
| FREE THROW PERCENTAGE | .750 (9-12) | at New Mexico St. (11/14/2024) |
| | .636 (14-22) | at Texas A&M (11/07/2024) |
| REBOUNDS | 40 | at Texas A&M (11/07/2024) |
| | 22 | UTRGV (11/09/2024) |
| ASSISTS | 12 | UTRGV (11/09/2024) |
| | 11 | at Texas A&M (11/07/2024) |
| STEALS | 10 | at New Mexico St. (11/14/2024) |
| | 8 | UTRGV (11/09/2024) |
| BLOCKED SHOTS | 9 | at Texas A&M (11/07/2024) |
| | 4 | at New Mexico St. (11/14/2024) |
| TURNOVERS | 18 | UTRGV (11/09/2024) |
| | 16 | at Texas A&M (11/07/2024) |
| FOULS | 22 | at Texas A&M (11/07/2024) |
| | 19 | at New Mexico St. (11/14/2024) |
| | 19 | UTRGV (11/09/2024) |

AROUND THE AMERICAN

AAC WBB SCHEDULE ALL TIMES ET

Saturday, November 16

| | |
|-------------------------------------|----------------|
| North Texas at Abilene Christian | 1:00 PM |
| Bethune-Cookman at Florida Atlantic | 2:00 PM |
| St. Thoman (MN) at Wichita State | 3:00 PM |
| Mississippi Valley State at UAB | 3:00 PM |
| Grambling State at Tulane | 3:00 PM |
| UTSA at UTEP | 7:30 PM |

Sunday, November 17

| | |
|---------------------------------|---------|
| UTRGV at South Florida | 2:00 PM |
| East Carolina at South Carolina | 2:00 PM |
| Sam Houston at Rice | 3:00 PM |
| Oral Roberts at Tulsa | 3:00 PM |

Monday, November 18

| | |
|----------------------------------|---------|
| Charleston Southern at Charlotte | 6:30 PM |
|----------------------------------|---------|

Tuesday, November 19

| | |
|-----------------------------|---------|
| Oklahoma at Wichita State | 7:00 PM |
| Florida Atlantic at Stetson | 7:00 PM |
| Temple at Georgetown | 7:00 PM |
| SE Louisiana at Memphis | 8:00 PM |

For the complete schedule, visit theamerican.org



AMERICAN
ATHLETIC CONFERENCE

2024-25 AAC WEEKLY AWARDS

November 11

Player of the Week: Tommisha Lampkinr., F, North Texas
Freshman of the Week: Erin Rodgers, Fr., G, Florida Atlantic

November 18

Player of the Week:
Freshman of the Week:

November 25

Player of the Week:
Freshman of the Week:

December 2

Player of the Week:
Freshman of the Week:

December 9

Player of the Week:
Freshman of the Week:

December 16

Player of the Week:
Freshman of the Week:

December 23

Player of the Week:
Freshman of the Week:

December 30

Player of the Week:
Freshman of the Week:

January 6

Player of the Week:
Freshman of the Week:

January 13

Player of the Week:
Freshman of the Week:

January 20

Player of the Week:
Freshman of the Week:

January 27

Player of the Week:
Freshman of the Week:

February 3

Player of the Week:
Freshman of the Week:

February 10

Player of the Week:
Freshman of the Week:

February 17

Player of the Week:
Freshman of the Week:

February 24

Player of the Week:
Freshman of the Week:

March 3

Player of the Week:
Freshman of the Week:

AP Poll • Nov. 11, 2024

| # | School (1st) | W-L | Pts. | Prev. |
|----|----------------------|-----|------|-------|
| 1 | South Carolina (31) | 2-0 | 775 | 1 |
| 2 | UConn | 2-0 | 733 | 2 |
| 3 | Southern California | 2-0 | 703 | 3 |
| 4 | Texas | 1-0 | 665 | 4 |
| 5 | UCLA | 2-0 | 650 | 5 |
| 6 | Notre Dame | 2-0 | 648 | 6 |
| 7 | LSU | 2-0 | 575 | 7 |
| 8 | Iowa State | 3-0 | 552 | 8 |
| 9 | Oklahoma | 2-0 | 515 | 10 |
| 10 | Kansas State | 2-0 | 451 | 13 |
| 11 | Maryland | 3-0 | 443 | 18 |
| 12 | Ohio State | 1-0 | 404 | 14 |
| 13 | North Carolina State | 1-1 | 402 | 9 |
| 14 | North Carolina | 2-0 | 333 | 15 |
| 15 | West Virginia | 2-0 | 329 | 16 |
| 16 | Duke | 2-1 | 294 | 11 |
| 17 | Baylor | 1-1 | 209 | 12 |
| 18 | Louisville | 1-1 | 207 | 17 |
| 19 | Ole Miss | 1-1 | 198 | 20 |
| 20 | Kentucky | 2-0 | 170 | 22 |
| 21 | Nebraska | 2-0 | 125 | 23 |
| 22 | Alabama | 3-0 | 104 | 24 |
| 23 | Illinois | 2-0 | 100 | NR |
| 24 | Stanford | 3-0 | 98 | NR |
| 25 | Oregon | 3-0 | 84 | NR |

RV (In AAC): N/A

AAC Standings

| School | AAC | Pct. | Ovr. | Pct. | Streak |
|------------------|------------|-------------|------------|-------------|-----------|
| UAB | 0-0 | .000 | 1-0 | 1.000 | W1 |
| Memphis | 0-0 | .000 | 2-1 | .667 | W1 |
| North Texas | 0-0 | .000 | 2-1 | .667 | L1 |
| Rice | 0-0 | .000 | 2-1 | .667 | W2 |
| South Florida | 0-0 | .000 | 2-1 | .667 | L1 |
| Charlotte | 0-0 | .000 | 1-1 | .500 | L1 |
| East Carolina | 0-0 | .000 | 1-1 | .500 | L1 |
| Florida Atlantic | 0-0 | .000 | 1-1 | .500 | W1 |
| Tulsa | 0-0 | .000 | 1-1 | .500 | L1 |
| UTSA | 0-0 | .000 | 1-1 | .500 | W1 |
| Wichita State | 0-0 | .000 | 1-1 | .500 | L1 |
| Temple | 0-0 | .000 | 0-1 | .000 | L1 |
| Tulane | 0-0 | .000 | 0-1 | .000 | L1 |

WBCA Coaches Poll • Nov. 12, 2024

| # | School (Record) | Pts. | Prev. | 1st |
|----|----------------------------|------|-------|-----|
| 1 | South Carolina (2-0) | 772 | 1 | 29 |
| 2 | Connecticut (2-0) | 740 | 2 | 1 |
| 3 | Connecticut (2-0) | 707 | 3 | 1 |
| 4 | Texas (1-0) | 674 | 4 | 0 |
| 5 | Notre Dame (2-0) | 652 | 5 | 0 |
| 6 | UCLA (2-0) | 598 | 6 | 0 |
| 7 | LSU (2-0) | 586 | 7 | 0 |
| 8 | Iowa State (3-0) | 547 | 9 | 0 |
| 9 | Oklahoma (2-0) | 516 | 10 | 0 |
| 10 | North Carolina State (1-1) | 476 | 8 | 0 |
| 11 | Kansas State (2-0) | 462 | 13 | 0 |
| 12 | Ohio State (1-0) | 439 | 14 | 0 |
| 13 | West Virginia (2-0) | 382 | 15 | 0 |
| 14 | Maryland (3-0) | 378 | 18 | 0 |
| 15 | North Carolina (2-0) 3 | 327 | 16 | 0 |
| 16 | Duke (2-1) | 281 | 11 | 0 |
| 17 | Baylor (1-1) | 256 | 12 | 0 |
| 18 | Louisville (1-1) | 205 | 17 | 0 |
| 19 | Kentucky (2-0) | 165 | 22 | 0 |
| 20 | Nebraska (2-0) | 158 | 23 | 0 |
| 21 | Mississippi (1-1) | 145 | 21 | 0 |
| 22 | Alabama (3-0) | 123 | 25 | 0 |
| 23 | Stanford (3-0) | 99 | NR | 0 |
| 24 | Illinois (2-0) | 87 | 1R | 0 |
| 25 | South Dakota State (2-0) | 50 | NR | 0 |

RV (In AAC): N/A

AROUND THE AMERICAN



CONFERENCE TEAM RANKINGS



| Team | Offense | | | | Defense | | | |
|---------------|---------|--------|---------|----------|---------|--------|---------|----------|
| | Scoring | FG Pct | 3FG Pct | Rebounds | Scoring | FG Pct | 3FG Pct | Rebounds |
| Charlotte | 12 | 9 | 13 | 12 | 12 | 12 | 11 | 3 |
| East Carolina | 5 | 12 | 9 | 3 | 1 | 3 | 5 | 10 |
| Fla. Atlantic | 13 | 13 | 7 | 4 | 2 | 2 | 1 | 12 |
| Memphis | 2 | 8 | 3 | 5 | 13 | 11 | 4 | 13 |
| North Texas | 7 | 3 | 1 | 10 | 7 | 8 | 2 | 6 |
| Rice | 8 | 5 | 12 | 7 | 4 | 4 | 3 | 9 |
| South Fla. | 9 | 4 | 6 | 6 | 5 | 7 | 6 | 4 |
| Temple | 3 | 6 | 3 | 11 | 10 | 13 | 10 | 8 |
| Tulane | 11 | 7 | 10 | 8 | 9 | 5 | 13 | 2 |
| Tulsa | 10 | 11 | 11 | 9 | 6 | 6 | 9 | 11 |
| UAB | 1 | 1 | 5 | 1 | 2 | 1 | 7 | 5 |
| UTSA | 4 | 2 | 2 | 13 | 7 | 10 | 12 | 1 |
| Wichita St. | 6 | 10 | 8 | 2 | 11 | 9 | 8 | 7 |

| Team | FT Pct. | 3FGs | Blocks | Steals | Assists | Scoring Margin | Rebound Margin | Turnover Margin | Ast/TO Ratio |
|---------------|---------|------|--------|--------|---------|----------------|----------------|-----------------|--------------|
| Charlotte | 7 | 13 | 8 | 11 | 4 | 13 | 7 | 12 | 10 |
| East Carolina | 1 | 10 | 12 | 1 | 8 | 2 | 6 | 1 | 3 |
| Fla. Atlantic | 13 | 5 | 8 | 4 | 12 | 9 | 9 | 9 | 11 |
| Memphis | 4 | 7 | 6 | 9 | 9 | 12 | 13 | 11 | 8 |
| North Texas | 9 | 10 | 12 | 6 | 11 | 5 | 10 | 5 | 9 |
| Rice | 4 | 9 | 3 | 9 | 2 | 3 | 8 | 4 | 1 |
| South Fla. | 8 | 4 | 2 | 12 | 3 | 6 | 5 | 10 | 4 |
| Temple | 6 | 1 | 6 | 2 | 1 | 7 | 12 | 3 | 2 |
| Tulane | 3 | 12 | 10 | 8 | 10 | 11 | 2 | 13 | 13 |
| Tulsa | 10 | 3 | 11 | 3 | 13 | 8 | 11 | 2 | 12 |
| UAB | 12 | 1 | 1 | 13 | 7 | 1 | 1 | 7 | 5 |
| UTSA | 2 | 6 | 5 | 7 | 5 | 4 | 3 | 8 | 6 |
| Wichita St. | 11 | 7 | 4 | 4 | 5 | 10 | 4 | 6 | 6 |

AROUND THE AMERICAN



CONFERENCE TEAM LEADERS



Scoring Offense

| | Team | G | W-L | Pts | AVG |
|-----|---------------|---|-----|-----|-------|
| 1. | UAB | 2 | 2-0 | 152 | 76.00 |
| 2. | Memphis | 4 | 2-2 | 299 | 74.75 |
| 3. | Temple | 2 | 1-1 | 139 | 69.50 |
| 4. | UTSA | 3 | 2-1 | 200 | 66.67 |
| 5. | East Carolina | 3 | 2-1 | 199 | 66.33 |
| 6. | Wichita St. | 3 | 1-2 | 198 | 66.00 |
| 7. | North Texas | 3 | 2-1 | 197 | 65.67 |
| 8. | Rice | 4 | 3-1 | 260 | 65.00 |
| 9. | South Fla. | 4 | 2-2 | 253 | 63.25 |
| 10. | Tulsa | 2 | 1-1 | 124 | 62.00 |
| 11. | Tulane | 2 | 0-2 | 115 | 57.50 |
| 12. | Charlotte | 3 | 1-2 | 171 | 57.00 |
| 13. | Fla. Atlantic | 3 | 2-1 | 162 | 54.00 |

Scoring Defense

| | Team | G | Pts | AVG |
|-----|---------------|---|-----|-------|
| 1. | East Carolina | 3 | 164 | 54.67 |
| 2. | UAB | 2 | 114 | 57.00 |
| | Fla. Atlantic | 3 | 171 | 57.00 |
| 4. | Rice | 4 | 231 | 57.75 |
| 5. | South Fla. | 4 | 243 | 60.75 |
| 6. | Tulsa | 2 | 123 | 61.50 |
| 7. | UTSA | 3 | 185 | 61.67 |
| | North Texas | 3 | 185 | 61.67 |
| 9. | Tulane | 2 | 125 | 62.50 |
| 10. | Temple | 2 | 135 | 67.50 |
| 11. | Wichita St. | 3 | 209 | 69.67 |
| 12. | Charlotte | 3 | 217 | 72.33 |
| 13. | Memphis | 4 | 348 | 87.00 |

Scoring Margin

| | Team | G | Off | Def | Margin |
|-----|---------------|---|-------|-------|--------|
| 1. | UAB | 2 | 76.00 | 57.00 | +19.00 |
| 2. | East Carolina | 3 | 66.33 | 54.67 | +11.67 |
| 3. | Rice | 4 | 65.00 | 57.75 | +7.25 |
| 4. | UTSA | 3 | 66.67 | 61.67 | +5.00 |
| 5. | North Texas | 3 | 65.67 | 61.67 | +4.00 |
| 6. | South Fla. | 4 | 63.25 | 60.75 | +2.50 |
| 7. | Temple | 2 | 69.50 | 67.50 | +2.00 |
| 8. | Tulsa | 2 | 62.00 | 61.50 | +0.50 |
| 9. | Fla. Atlantic | 3 | 54.00 | 57.00 | -3.00 |
| 10. | Wichita St. | 3 | 66.00 | 69.67 | -3.67 |
| 11. | Tulane | 2 | 57.50 | 62.50 | -5.00 |
| 12. | Memphis | 4 | 74.75 | 87.00 | -12.25 |
| 13. | Charlotte | 3 | 57.00 | 72.33 | -15.33 |

Conference Records

| Team | Record | Pct. |
|---------------|--------|------|
| Charlotte | 0-0 | .000 |
| East Carolina | 0-0 | .000 |
| Fla. Atlantic | 0-0 | .000 |
| Memphis | 0-0 | .000 |
| North Texas | 0-0 | .000 |
| Rice | 0-0 | .000 |
| South Fla. | 0-0 | .000 |
| Temple | 0-0 | .000 |
| Tulane | 0-0 | .000 |
| Tulsa | 0-0 | .000 |
| UAB | 0-0 | .000 |
| UTSA | 0-0 | .000 |
| Wichita St. | 0-0 | .000 |

Unbeaten Streak

| Team | |
|---------------|---|
| Rice | 3 |
| UAB | 2 |
| Fla. Atlantic | 2 |
| UTSA | 2 |
| East Carolina | 1 |
| Temple | 1 |

Field Goal Percentage

| | Team | G | FGM | FGA | Pct. |
|-----|---------------|---|-----|-----|------|
| 1. | UAB | 2 | 58 | 134 | .433 |
| 2. | UTSA | 3 | 70 | 163 | .429 |
| 3. | North Texas | 3 | 68 | 161 | .422 |
| 4. | South Fla. | 4 | 97 | 242 | .401 |
| 5. | Rice | 4 | 100 | 251 | .398 |
| 6. | Temple | 2 | 52 | 132 | .394 |
| 7. | Tulane | 2 | 39 | 100 | .390 |
| 8. | Memphis | 4 | 105 | 272 | .386 |
| 9. | Charlotte | 3 | 62 | 162 | .383 |
| 10. | Wichita St. | 3 | 77 | 206 | .374 |
| 11. | Tulsa | 2 | 41 | 121 | .339 |
| 12. | East Carolina | 3 | 68 | 202 | .337 |
| 13. | Fla. Atlantic | 3 | 56 | 169 | .331 |

Field Goal Percentage Defense

| | Team | G | FGM | FGA | Pct. |
|-----|---------------|---|-----|-----|------|
| 1. | UAB | 2 | 42 | 126 | .333 |
| 2. | Fla. Atlantic | 3 | 61 | 180 | .339 |
| 3. | East Carolina | 3 | 57 | 162 | .352 |
| 4. | Rice | 4 | 87 | 229 | .380 |
| 5. | Tulane | 2 | 42 | 109 | .385 |
| 6. | Tulsa | 2 | 41 | 103 | .398 |
| 7. | South Fla. | 4 | 94 | 232 | .405 |
| 8. | North Texas | 3 | 77 | 189 | .407 |
| 9. | Wichita St. | 3 | 77 | 180 | .428 |
| 10. | UTSA | 3 | 68 | 157 | .433 |
| 11. | Memphis | 4 | 132 | 299 | .441 |
| 12. | Charlotte | 3 | 74 | 162 | .457 |
| 13. | Temple | 2 | 49 | 106 | .462 |

AROUND THE AMERICAN



CONFERENCE TEAM LEADERS CONT.



Free Throw Percentage

| | Team | G | FTM | FTA | Pct. |
|-----|---------------|---|-----|-----|------|
| 1. | East Carolina | 3 | 48 | 62 | .774 |
| 2. | UTSA | 3 | 41 | 56 | .732 |
| 3. | Tulane | 2 | 28 | 39 | .718 |
| 4. | Rice | 4 | 39 | 57 | .684 |
| | Memphis | 4 | 65 | 95 | .684 |
| 6. | Temple | 2 | 17 | 26 | .654 |
| 7. | Charlotte | 3 | 34 | 54 | .630 |
| 8. | South Fla. | 4 | 32 | 54 | .593 |
| 9. | North Texas | 3 | 46 | 79 | .582 |
| 10. | Tulsa | 2 | 28 | 50 | .560 |
| 11. | Wichita St. | 3 | 26 | 49 | .531 |
| 12. | UAB | 2 | 18 | 34 | .529 |
| 13. | Fla. Atlantic | 3 | 30 | 61 | .492 |

Rebounding Margin

| | Team | G | Team | AVG | Opp. | AVG | Margin |
|-----|---------------|---|------|-------|------|-------|--------|
| 1. | UAB | 2 | 99 | 49.50 | 74 | 37.00 | +12.50 |
| 2. | Tulane | 2 | 78 | 39.00 | 62 | 31.00 | +8.00 |
| 3. | UTSA | 3 | 102 | 34.00 | 82 | 27.33 | +6.67 |
| 4. | Wichita St. | 3 | 136 | 45.33 | 118 | 39.33 | +6.00 |
| 5. | South Fla. | 4 | 162 | 40.50 | 140 | 35.00 | +5.50 |
| 6. | East Carolina | 3 | 127 | 42.33 | 121 | 40.33 | +2.00 |
| 7. | Charlotte | 3 | 104 | 34.67 | 104 | 34.67 | 0.00 |
| 8. | Rice | 4 | 158 | 39.50 | 159 | 39.75 | -0.25 |
| 9. | Fla. Atlantic | 3 | 125 | 41.67 | 126 | 42.00 | -0.33 |
| 10. | North Texas | 3 | 109 | 36.33 | 116 | 38.67 | -2.33 |
| 11. | Tulsa | 2 | 76 | 38.00 | 82 | 41.00 | -3.00 |
| 12. | Temple | 2 | 70 | 35.00 | 79 | 39.50 | -4.50 |
| 13. | Memphis | 4 | 164 | 41.00 | 186 | 46.50 | -5.50 |

3-Point FG Percentage

| | Team | G | 3FG | FGA | Pct. |
|-----|---------------|---|-----|-----|------|
| 1. | North Texas | 3 | 15 | 37 | .405 |
| 2. | UTSA | 3 | 19 | 49 | .388 |
| 3. | Temple | 2 | 18 | 51 | .353 |
| | Memphis | 4 | 24 | 68 | .353 |
| 5. | UAB | 2 | 18 | 54 | .333 |
| 6. | South Fla. | 4 | 27 | 82 | .329 |
| 7. | Fla. Atlantic | 3 | 20 | 62 | .323 |
| 8. | Wichita St. | 3 | 18 | 59 | .305 |
| 9. | East Carolina | 3 | 15 | 50 | .300 |
| 10. | Tulane | 2 | 9 | 33 | .273 |
| 11. | Tulsa | 2 | 14 | 53 | .264 |
| 12. | Rice | 4 | 21 | 80 | .263 |
| 13. | Charlotte | 3 | 13 | 54 | .241 |

3-Point FG Made

| | Team | G | No. | Avg/G |
|-----|---------------|---|-----|-------|
| 1. | Temple | 2 | 18 | 9.00 |
| | UAB | 2 | 18 | 9.00 |
| 3. | Tulsa | 2 | 14 | 7.00 |
| 4. | South Fla. | 4 | 27 | 6.75 |
| 5. | Fla. Atlantic | 3 | 20 | 6.67 |
| 6. | UTSA | 3 | 19 | 6.33 |
| 7. | Memphis | 4 | 24 | 6.00 |
| | Wichita St. | 3 | 18 | 6.00 |
| 9. | Rice | 4 | 21 | 5.25 |
| 10. | North Texas | 3 | 15 | 5.00 |
| | East Carolina | 3 | 15 | 5.00 |
| 12. | Tulane | 2 | 9 | 4.50 |
| 13. | Charlotte | 3 | 13 | 4.33 |

AROUND THE AMERICAN



CONFERENCE INDIVIDUAL LEADERS



Scoring

| | Player | G | FG | 3FG | FT | Pts | AVG |
|-----|---------------------------|---|----|-----|----|-----|-------|
| 1. | Jenkins, Jordyn - UTSA | 3 | 21 | 1 | 21 | 64 | 21.33 |
| 2. | Gary, Tarriyonna - Temple | 2 | 13 | 7 | 2 | 35 | 17.50 |
| 3. | Hearp, Jayla - ECU | 3 | 17 | 5 | 11 | 50 | 16.67 |
| 4. | Weathersby, Jade - UAB | 2 | 12 | 3 | 6 | 33 | 16.50 |
| 5. | Walsh, Maddie - UAB | 2 | 12 | 5 | 3 | 32 | 16.00 |
| | East, Tierra - Temple | 2 | 11 | 4 | 6 | 32 | 16.00 |
| | Pittman, Sherese - Tulane | 2 | 9 | 1 | 13 | 32 | 16.00 |
| 8. | Boler, Tilly - Mem | 4 | 20 | 8 | 8 | 56 | 14.00 |
| | Bershers, Sara - UAB | 2 | 10 | 6 | 2 | 28 | 14.00 |
| 10. | Puisis, Sammie - USF | 4 | 19 | 13 | 4 | 55 | 13.75 |
| 11. | Wooten, Desiree - UNT | 3 | 18 | 3 | 2 | 41 | 13.67 |
| | Blow, Salese - WSU | 3 | 14 | 6 | 7 | 41 | 13.67 |
| 13. | Crawford, Delanie - Tulsa | 2 | 7 | 4 | 9 | 27 | 13.50 |
| 14. | Lampkin, Tommisha - UNT | 3 | 14 | 0 | 12 | 40 | 13.33 |
| 15. | Jameson, Taylor - WSU | 3 | 14 | 5 | 6 | 39 | 13.00 |
| | Love, Sidney - UTSA | 3 | 14 | 3 | 8 | 39 | 13.00 |
| 17. | Deck, Kyla - UNT | 3 | 10 | 4 | 13 | 37 | 12.33 |
| 18. | Ennis, Dominique - Rice | 4 | 19 | 8 | 3 | 49 | 12.25 |
| 19. | Andrews, Alexis - CLT | 3 | 12 | 3 | 9 | 36 | 12.00 |
| | Hill, Elise - Tulsa | 2 | 10 | 3 | 1 | 24 | 12.00 |
| | Oliver, Amaya - Temple | 2 | 11 | 0 | 2 | 24 | 12.00 |

Rebounding

| | Player | G | Off | Def | Total | AVG |
|-----|-------------------------|---|-----|-----|-------|-------|
| 1. | Weathersby, Jade - UAB | 2 | 8 | 15 | 23 | 11.50 |
| 2. | Lampkin, Tommisha - UNT | 3 | 15 | 16 | 31 | 10.33 |
| 3. | Hanna, Dyllan - Tulane | 2 | 8 | 11 | 19 | 9.50 |
| 4. | Joyner, Amiya - ECU | 3 | 10 | 17 | 27 | 9.00 |
| 5. | Jenkins, Jordyn - UTSA | 3 | 11 | 15 | 26 | 8.67 |
| 6. | Adams, Hailey - Rice | 4 | 5 | 28 | 33 | 8.25 |
| 7. | Riddick, Hannah - Mem | 4 | 14 | 18 | 32 | 8.00 |
| | Oliver, Amaya - Temple | 2 | 6 | 10 | 16 | 8.00 |
| 9. | White, Bre'Yon - WSU | 3 | 7 | 16 | 23 | 7.67 |
| 10. | Tucker, Rayne - UAB | 2 | 9 | 6 | 15 | 7.50 |
| 11. | Wyche, Taliyah - ECU | 3 | 11 | 10 | 21 | 7.00 |
| | Murray, Jayla - WSU | 3 | 9 | 12 | 21 | 7.00 |
| | Rivera, Anissa - Temple | 2 | 4 | 10 | 14 | 7.00 |
| 14. | Brito, Carla - USF | 4 | 9 | 18 | 27 | 6.75 |
| | Mputu, L'or - USF | 4 | 15 | 12 | 27 | 6.75 |
| 16. | Rouser, Alana - FAU | 3 | 10 | 10 | 20 | 6.67 |
| 17. | Ngulefac, Sussy - Rice | 4 | 9 | 17 | 26 | 6.50 |
| 18. | Jenks, Ta'Ziah - FAU | 3 | 8 | 11 | 19 | 6.33 |
| 19. | Bershers, Sara - UAB | 2 | 1 | 11 | 12 | 6.00 |
| 20. | Fulmore, Quinzia - Mem | 4 | 14 | 9 | 23 | 5.75 |

Field Goal Percentage (Minimum 5 FGM/G average)

| | Player | G | FGM | FGA | Pct. |
|-----|---------------------------|---|-----|-----|------|
| 1. | Ngulefac, Sussy - Rice | 4 | 20 | 33 | .606 |
| 2. | Jenkins, Jordyn - UTSA | 3 | 21 | 41 | .512 |
| 3. | Wooten, Desiree - UNT | 3 | 18 | 36 | .500 |
| | Hill, Elise - Tulsa | 2 | 10 | 20 | .500 |
| 5. | Weathersby, Jade - UAB | 2 | 12 | 25 | .480 |
| 6. | Oliver, Amaya - Temple | 2 | 11 | 23 | .478 |
| 7. | Gary, Tarriyonna - Temple | 2 | 13 | 29 | .448 |
| 8. | Walsh, Maddie - UAB | 2 | 12 | 27 | .444 |
| 9. | Hearp, Jayla - ECU | 3 | 17 | 41 | .415 |
| 10. | East, Tierra - Temple | 2 | 11 | 29 | .379 |
| 11. | Bershers, Sara - UAB | 2 | 10 | 27 | .370 |
| 12. | Boler, Tilly - Mem | 4 | 20 | 59 | .339 |

Assists

| | Player | G | No. | AVG |
|-----|-----------------------------|---|-----|------|
| 1. | Taylor, Tristen - Temple | 2 | 13 | 6.50 |
| 2. | Love, Sidney - UTSA | 3 | 19 | 6.33 |
| 3. | Dembele, Mama - USF | 4 | 24 | 6.00 |
| 4. | Welch, Tanyuel - Mem | 4 | 17 | 4.25 |
| 5. | Jameson, Taylor - WSU | 3 | 12 | 4.00 |
| | Armstead, Journey - UAB | 2 | 8 | 4.00 |
| 7. | Green, Kay Kay - CLT | 3 | 11 | 3.67 |
| 8. | East, Tierra - Temple | 2 | 7 | 3.50 |
| | Sneed, Kendall - Tulane | 2 | 7 | 3.50 |
| 10. | Deck, Kyla - UNT | 3 | 8 | 2.67 |
| | Blow, Salese - WSU | 3 | 8 | 2.67 |
| | Breland, Hayleigh - CLT | 3 | 8 | 2.67 |
| | Wooten, Desiree - UNT | 3 | 8 | 2.67 |
| | Ingram, Stefanie - FAU | 3 | 8 | 2.67 |
| 15. | Klaczek, Emily - Rice | 4 | 10 | 2.50 |
| | Owens-Barnett, Jazzy - Rice | 4 | 10 | 2.50 |
| | Hill, Elise - Tulsa | 2 | 5 | 2.50 |
| | Walsh, Maddie - UAB | 2 | 5 | 2.50 |

AROUND THE AMERICAN



CONFERENCE INDIVIDUAL LEADERS CONT.



Free Throw Percentage (Minimum 2.5 FTM/G average)

| | Player | G | FTM | FTA | Pct. |
|-----|---------------------------|---|-----|-----|-------|
| 1. | Sneed, Kendall - Tulane | 2 | 7 | 7 | 1.000 |
| 2. | Smith, Alasia - Mem | 4 | 18 | 21 | .857 |
| | Wyche, Taliyah - ECU | 3 | 12 | 14 | .857 |
| | Weathersby, Jade - UAB | 2 | 6 | 7 | .857 |
| 5. | Cartwright, Mady - Tulsa | 2 | 5 | 6 | .833 |
| 6. | Crawford, Delanie - Tulsa | 2 | 9 | 11 | .818 |
| 7. | Jenkins, Jordyn - UTSA | 3 | 21 | 26 | .808 |
| 8. | Pittman, Sherese - Tulane | 2 | 13 | 17 | .765 |
| | Deck, Kyla - UNT | 3 | 13 | 17 | .765 |
| 10. | Rodgers, Erin - FAU | 3 | 9 | 12 | .750 |
| 11. | Hearp, Jayla - ECU | 3 | 11 | 15 | .733 |
| 12. | Perry, Mya - FAU | 3 | 8 | 11 | .727 |
| 13. | Andrews, Alexis - CLT | 3 | 9 | 13 | .692 |
| 14. | Riddick, Hannah - Mem | 4 | 16 | 24 | .667 |
| | East, Tiarra - Temple | 2 | 6 | 9 | .667 |
| | Love, Sidney - UTSA | 3 | 8 | 12 | .667 |

Steals

| | Player | G | No. | AVG |
|-----|---------------------------|---|-----|------|
| 1. | Hearp, Jayla - ECU | 3 | 10 | 3.33 |
| 2. | Johnson, Synia - ECU | 3 | 9 | 3.00 |
| 3. | Love, Sidney - UTSA | 3 | 8 | 2.67 |
| 4. | Oliver, Amaya - Temple | 2 | 5 | 2.50 |
| | Taylor, Tristen - Temple | 2 | 5 | 2.50 |
| 6. | Deck, Kyla - UNT | 3 | 7 | 2.33 |
| 7. | Welch, Tanyuel - Mem | 4 | 8 | 2.00 |
| | Jameson, Taylor - WSU | 3 | 6 | 2.00 |
| | Breland, Hayleigh - CLT | 3 | 6 | 2.00 |
| | Wooten, Desiree - UNT | 3 | 6 | 2.00 |
| | Hill, Elise - Tulsa | 2 | 4 | 2.00 |
| | Crawford, Delanie - Tulsa | 2 | 4 | 2.00 |
| | Gary, Tarryonna - Temple | 2 | 4 | 2.00 |
| 14. | Ennis, Dominique - Rice | 4 | 7 | 1.75 |
| | Smith, Alasia - Mem | 4 | 7 | 1.75 |
| | Flores, Victoria - Rice | 4 | 7 | 1.75 |
| | Klaczek, Emily - Rice | 4 | 7 | 1.75 |

3-Point FG Percentage (Minimum 2 3FG/G average)

| | Player | G | 3FG | 3FGA | Pct. |
|-----|---------------------------|---|-----|------|------|
| 1. | Taylor, Tristen - Temple | 2 | 4 | 8 | .500 |
| 2. | Eaton, Elauna - Mem | 4 | 11 | 23 | .478 |
| 3. | Blow, Salese - WSU | 3 | 6 | 13 | .462 |
| 4. | Puisis, Sammie - USF | 4 | 13 | 29 | .448 |
| 5. | Keenan, Victoria - Tulane | 2 | 4 | 11 | .364 |
| | Bradley, Paige - Tulsa | 2 | 4 | 11 | .364 |
| | East, Tiarra - Temple | 2 | 4 | 11 | .364 |
| 8. | Bershers, Sara - UAB | 2 | 6 | 17 | .353 |
| 9. | Walsh, Maddie - UAB | 2 | 5 | 15 | .333 |
| 10. | Ennis, Dominique - Rice | 4 | 8 | 25 | .320 |
| 11. | Gary, Tarryonna - Temple | 2 | 7 | 22 | .318 |
| 12. | Boler, Tilly - Mem | 4 | 8 | 27 | .296 |
| 13. | Crawford, Delanie - Tulsa | 2 | 4 | 16 | .250 |

3-Point FG Made

| | Player | G | 3FG | Avg |
|-----|---------------------------|---|-----|------|
| 1. | Gary, Tarryonna - Temple | 2 | 7 | 3.50 |
| 2. | Puisis, Sammie - USF | 4 | 13 | 3.25 |
| 3. | Bershers, Sara - UAB | 2 | 6 | 3.00 |
| 4. | Eaton, Elauna - Mem | 4 | 11 | 2.75 |
| 5. | Walsh, Maddie - UAB | 2 | 5 | 2.50 |
| 6. | Ennis, Dominique - Rice | 4 | 8 | 2.00 |
| | Boler, Tilly - Mem | 4 | 8 | 2.00 |
| | Blow, Salese - WSU | 3 | 6 | 2.00 |
| | Bradley, Paige - Tulsa | 2 | 4 | 2.00 |
| | Taylor, Tristen - Temple | 2 | 4 | 2.00 |
| | East, Tiarra - Temple | 2 | 4 | 2.00 |
| | Crawford, Delanie - Tulsa | 2 | 4 | 2.00 |
| | Keenan, Victoria - Tulane | 2 | 4 | 2.00 |
| 14. | Blasigh, Vittoria - USF | 4 | 7 | 1.75 |
| 15. | Hearp, Jayla - ECU | 3 | 5 | 1.67 |
| | Jameson, Taylor - WSU | 3 | 5 | 1.67 |
| | Perry, Mya - FAU | 3 | 5 | 1.67 |
| | Moore, Jaaucklyn - UNT | 3 | 5 | 1.67 |

AROUND THE AMERICAN



CONFERENCE INDIVIDUAL LEADERS CONT.



Blocked Shots

| | Player | G | No. | AVG |
|-----|---------------------------|---|-----|------|
| 1. | Mputu, L'or - USF | 4 | 8 | 2.00 |
| | Tucker, Rayne - UAB | 2 | 4 | 2.00 |
| 3. | Diakite, Fatou - USF | 3 | 5 | 1.67 |
| | Kelly, Jayla - CLT | 3 | 5 | 1.67 |
| 5. | Ngulefac, Sussy - Rice | 4 | 6 | 1.50 |
| | Weathersby, Jade - UAB | 2 | 3 | 1.50 |
| | Oliver, Amaya - Temple | 2 | 3 | 1.50 |
| | Walsh, Maddie - UAB | 2 | 3 | 1.50 |
| 9. | Gony, Nyayongah - UTSA | 3 | 4 | 1.33 |
| | Murray, Jayla - WSU | 3 | 4 | 1.33 |
| 11. | Boler, Tilly - Mem | 4 | 4 | 1.00 |
| | Adams, Hailey - Rice | 4 | 4 | 1.00 |
| | Ndour, Aicha - WSU | 3 | 3 | 1.00 |
| | Jenkins, Jordyn - UTSA | 3 | 3 | 1.00 |
| | Pittman, Sherese - Tulane | 2 | 2 | 1.00 |
| | Hanna, Dyllan - Tulane | 2 | 2 | 1.00 |
| | Clack, Jade - Tulsa | 2 | 2 | 1.00 |
| | Bershers, Sara - UAB | 2 | 2 | 1.00 |

Assist/Turnover Ratio (Minimum 3 AST/G average)

| | Player | G | Ast. | T/O | Ratio |
|----|--------------------------|---|------|-----|-------|
| 1. | Taylor, Tristen - Temple | 2 | 13 | 2 | 6.50 |
| 2. | Jameson, Taylor - WSU | 3 | 12 | 5 | 2.40 |
| 3. | Love, Sidney - UTSA | 3 | 19 | 9 | 2.11 |
| 4. | Dembele, Mama - USF | 4 | 24 | 12 | 2.00 |
| 5. | Sneed, Kendall - Tulane | 2 | 7 | 6 | 1.17 |
| 6. | Welch, Tanyuel - Mem | 4 | 17 | 16 | 1.06 |
| 7. | Armstead, Journey - UAB | 2 | 8 | 8 | 1.00 |
| 8. | Green, Kay Kay - CLT | 3 | 11 | 14 | 0.79 |
| 9. | East, Tierra - Temple | 2 | 7 | 10 | 0.70 |

Offensive Rebounds

| | Player | G | No. | AVG |
|-----|-------------------------|---|-----|------|
| 1. | Lampkin, Tommisha - UNT | 3 | 15 | 5.00 |
| 2. | Tucker, Rayne - UAB | 2 | 9 | 4.50 |
| 3. | Hanna, Dyllan - Tulane | 2 | 8 | 4.00 |
| | Weathersby, Jade - UAB | 2 | 8 | 4.00 |
| 5. | Mputu, L'or - USF | 4 | 15 | 3.75 |
| 6. | Jenkins, Jordyn - UTSA | 3 | 11 | 3.67 |
| | Wyche, Taliyah - ECU | 3 | 11 | 3.67 |
| 8. | Riddick, Hannah - Mem | 4 | 14 | 3.50 |
| | Fulmore, Quinzia - Mem | 4 | 14 | 3.50 |
| 10. | Joyner, Amiya - ECU | 3 | 10 | 3.33 |
| | Rouser, Alana - FAU | 3 | 10 | 3.33 |
| 12. | Murray, Jayla - WSU | 3 | 9 | 3.00 |
| | Oliver, Amaya - Temple | 2 | 6 | 3.00 |
| | Bradley, Paige - Tulsa | 2 | 6 | 3.00 |
| | Mabry, Amira - Tulane | 2 | 6 | 3.00 |

Defensive Rebounds

| | Player | G | No. | AVG |
|-----|-------------------------|---|-----|------|
| 1. | Weathersby, Jade - UAB | 2 | 15 | 7.50 |
| 2. | Adams, Hailey - Rice | 4 | 28 | 7.00 |
| 3. | Joyner, Amiya - ECU | 3 | 17 | 5.67 |
| 4. | Bershers, Sara - UAB | 2 | 11 | 5.50 |
| | Hanna, Dyllan - Tulane | 2 | 11 | 5.50 |
| | Armstead, Journey - UAB | 2 | 11 | 5.50 |
| 7. | Lampkin, Tommisha - UNT | 3 | 16 | 5.33 |
| | White, Bre'Yon - WSU | 3 | 16 | 5.33 |
| 9. | Jenkins, Jordyn - UTSA | 3 | 15 | 5.00 |
| | Rivera, Anissa - Temple | 2 | 10 | 5.00 |
| | Oliver, Amaya - Temple | 2 | 10 | 5.00 |
| 12. | Ingram, Stefanie - FAU | 3 | 14 | 4.67 |
| 13. | Riddick, Hannah - Mem | 4 | 18 | 4.50 |
| | Brito, Carla - USF | 4 | 18 | 4.50 |
| | Clack, Jade - Tulsa | 2 | 9 | 4.50 |
| | Sneed, Kendall - Tulane | 2 | 9 | 4.50 |

AROUND THE AMERICAN



CONFERENCE INDIVIDUAL LEADERS CONT.



Minutes Played

| | Player | G | No. | AVG |
|-----|---------------------------|---|-----|-------|
| 1. | Walsh, Maddie - UAB | 2 | 72 | 36.04 |
| 2. | East, Tierra - Temple | 2 | 71 | 35.53 |
| 3. | Love, Sidney - UTSA | 3 | 104 | 34.82 |
| 4. | Gary, Tarriyonna - Temple | 2 | 68 | 33.95 |
| 5. | Jenkins, Jordyn - UTSA | 3 | 100 | 33.49 |
| 6. | Crawford, Delanie - Tulsa | 2 | 67 | 33.38 |
| 7. | Ennis, Dominique - Rice | 4 | 132 | 33.07 |
| 8. | Weathersby, Jade - UAB | 2 | 66 | 32.89 |
| 9. | Bershers, Sara - UAB | 2 | 66 | 32.80 |
| 10. | Jameson, Taylor - WSU | 3 | 97 | 32.41 |
| 11. | Boler, Tilly - Mem | 4 | 129 | 32.25 |
| 12. | Hearp, Jayla - ECU | 3 | 96 | 31.92 |
| 13. | Hill, Elise - Tulsa | 2 | 63 | 31.57 |
| 14. | Deck, Kyla - UNT | 3 | 94 | 31.38 |
| 15. | Dembele, Mama - USF | 4 | 124 | 31.00 |

Team Identification

| Team | Team ID |
|---------------|---------|
| Charlotte | CLT |
| East Carolina | ECU |
| Fla. Atlantic | FAU |
| Memphis | Mem |
| North Texas | UNT |
| Rice | Rice |
| South Fla. | USF |
| Temple | Temple |
| Tulane | Tulane |
| Tulsa | Tulsa |
| UAB | UAB |
| UTSA | UTSA |
| Wichita St. | WSU |

AROUND THE AMERICAN



CONFERENCE TEAM GAME HIGHS



| | | | |
|------------------------------|-------|---------|----------------------------------------------|
| POINTS | 89 | | Memphis vs Mississippi Val. (11/04/2024) |
| | 88 | | Memphis vs Samford (11/10/2024) |
| FIELD GOALS MADE | 34 | | Memphis vs Samford (11/10/2024) |
| | 34 | | South Fla. vs Bethune-Cookman (11/04/2024) |
| | 34 | | UAB vs West Ala. (11/04/2024) |
| FIELD GOAL ATTEMPTS | 77 | | UAB vs West Ala. (11/04/2024) |
| | 74 | | Memphis vs Samford (11/10/2024) |
| FIELD GOAL PERCENTAGE | .531 | (34-64) | South Fla. vs Bethune-Cookman (11/04/2024) |
| | .511 | (24-47) | UTSA vs UTRGV (11/09/2024) |
| 3 PT FG MADE | 11 | | UAB at Alabama A&M (11/12/2024) |
| | 10 | | South Fla. vs Mount St. Mary's (11/07/2024) |
| | 10 | | Temple vs Richmond (11/04/2024) |
| 3 PT FG ATTEMPTS | 30 | | Tulsa vs Ark.-Pine Bluff (11/06/2024) |
| | 29 | | South Fla. vs Mount St. Mary's (11/07/2024) |
| | 29 | | Memphis at Mississippi St. (11/07/2024) |
| | 29 | | Temple vs Richmond (11/04/2024) |
| 3 PT FG PERCENTAGE | .583 | (7-12) | North Texas vs Texas Southern (11/07/2024) |
| | .571 | (4-7) | Memphis vs Samford (11/10/2024) |
| FREE THROWS MADE | 27 | | Memphis vs Mississippi Val. (11/04/2024) |
| | 24 | | North Texas vs Alcorn (11/04/2024) |
| FREE THROW ATTEMPTS | 39 | | Memphis vs Mississippi Val. (11/04/2024) |
| | 36 | | North Texas vs Alcorn (11/04/2024) |
| FREE THROW PERCENTAGE | 1.000 | (3-3) | South Fla. vs Vanderbilt (11/14/2024) |
| | .923 | (12-13) | UTSA at New Mexico St. (11/14/2024) |
| REBOUNDS | 57 | | Wichita St. vs Okla. Christian (11/04/2024) |
| | 56 | | UAB vs West Ala. (11/04/2024) |
| ASSISTS | 22 | | South Fla. vs Bethune-Cookman (11/04/2024) |
| | 20 | | Charlotte vs Presbyterian (11/04/2024) |
| STEALS | 14 | | East Carolina vs Furman (11/14/2024) |
| | 14 | | East Carolina vs Charleston So. (11/06/2024) |
| BLOCKED SHOTS | 8 | | South Fla. vs Vanderbilt (11/14/2024) |
| | 8 | | South Fla. vs Mount St. Mary's (11/07/2024) |
| | 8 | | UAB vs West Ala. (11/04/2024) |
| TURNOVERS | 28 | | Charlotte at Ohio St. (11/12/2024) |
| | 26 | | Tulane at Missouri (11/12/2024) |
| | 26 | | Tulane vs Nicholls (11/07/2024) |
| FOULS | 31 | | Tulsa at Missouri St. (11/10/2024) |
| | 24 | | UTSA at Texas A&M (11/07/2024) |