

• 2024-25 UTSA ROADRUNNERS WOMEN'S BASKETBALL •

| UTSA vs. Sam Houston | Dec. 7 | The Convo | Salute to Educators |

#CASHIN • #BIRDSUP • #LETSGO210

GOUTSA.COM



2024-25 SCHEDULE AND RESULTS

THE MATCHUP

HEAD-TO-HEAD

NOVEMBER

7	at Texas A&M (SECN+)	L, 51-55
9	UTRGV (ESPN+)	W, 74-69
14	at New Mexico State (ESPN+)	W, 75-61
16	at UTEP (TBD)	W, 78-73
20	Texas A&M-Corpus Christi (ESPN+)	W, 62-43
28	UNC Greensboro % (PPV Live Stream)	W, 62-53
29	Towson % (PPV Live Stream)	W, 71-40

DECEMBER

7	Sam Houston (ESPN+)	1 p.m.
16	at Stanford (ACCNX)	2 p.m.
19	UT Arlington (ESPN+)	4 p.m.
21	at Texas State (ESPN+)	12 p.m.
29	at Charlotte * (ESPN+)	1 p.m.

JANUARY

1	UAB * (ESPN+)	6:30 p.m.
4	at Tulsa * (ESPN+)	2 p.m.
8	Rice * (ESPN+)	6:30 p.m.
11	Wichita State (ESPN+) *	12 p.m.
15	at Memphis * (ESPN+)	7 p.m.
18	at UAB * (ESPN+)	1 p.m.
22	Tulsa * (ESPN+)	6:30 p.m.
29	at South Florida * (ESPN+)	6 p.m.

FEBRUARY

1	Temple * (ESPN+)	2 p.m.
4	North Texas * (ESPN+)	6:30 p.m.
8	at Wichita State * (ESPN+)	1 p.m.
12	East Carolina * (ESPN+)	6:30 p.m.
15	Memphis * (ESPN+)	2 p.m.
22	at Rice * (ESPN+)	TBD
25	at Tulane * (ESPN+)	6:30 p.m.

MARCH

1	Florida Atlantic * (ESPN+)	12 p.m.
4	at East Carolina * (ESPN+)	5 p.m.
8-12	AAC Championships (ESPN Networks)	TBD

All Times Central | Home Games in **Bold** | Neutral Site Games in *Italics*
Puerto Rico Classico % | AAC Games *

WE ARE UTSA

When referencing University of Texas at San Antonio Athletics, please use the acronym **UTSA** and the nickname **ROADRUNNERS**. Please refrain from using UT-San Antonio, Texas-San Antonio, UT-SA, Lady Roadrunners or any other variation.

• The UTSA women's basketball team is set to take on Sam Houston, Saturday at 1 p.m.

• The Roadrunners (6-1, 0-0 The American) have won their last six and have tied the 1996-97 and 2007-08 seasons for the second-hottest start in program history.

• UTSA's 1985-86 campaign serves as the best, with the 'Runners posting an 11-1 mark before wrapping up the season 18-9.

• A win for the Roadrunners on Saturday would also hand UTSA their first seven-game winning streak since 2013-14.

• The Bearkats (4-2, 0-0 CUSA) have won their last two and will look to remain hot as they face McMurry on Thursday.

• They are in the top 10 in the NCAA in a trio of statistics, with 29.17 turnovers per game sitting third, 19.7 offensive rebounds per game fourth, and 25.0 free throw attempts per game sixth.

• SHSU is 11th with a 9.83 turnover margin, 10th in SPG at 14.2, and are 17th boasting 44.5 RPG.

• Deborah Ogayemi has played a key role in their success, with a trio of double-doubles on the year.

• She's 7th in the nation with 5.0 offensive boards each time out, and 9.8 RPG are 36th.

• Aysia Ward-Strong ranks 15th in the country with 23 steals, and her average of four a game is fourth.

• Kaila Kelly, Ogayemi and Ward-Strong all maintain double-digit scoring figures, with Kelley and Ogayemi tied at 13.2 PPG.

• Fanta Kone has dished out more assists than any other Bearkat with 28 on the year.



Saturday, Dec. 7 | 1 p.m. CT
San Antonio, Texas
UTSA vs. Sam Houston



67.6	POINTS PER GAME	71.8
56.3	OPP. POINTS PER GAME	55.2
36.9	REBOUNDS PER GAME	44.5
+9.6	REBOUNDING MARGIN	+5.8
41.4	FIELD GOAL PCT.	40.2
31.5	3-POINT PCT.	24.4
74.2	FREE THROW PCT.	58.0
14.4	ASSISTS PER GAME	15.8
16.4	TURNOVERS PER GAME	19.3
8.7	STEALS PER GAME	14.2
3.7	BLOCKED SHOTS PER GAME	2.2

UTSA Roadrunners

Overall Record.....	6-1
American Athletic Conference Record.....	0-0
Home Record	2-0
Away Record	2-1
Neutral Record	2-0

Sam Houston Bearkats

Overall Record.....	4-2
Conference USA Record.....	0-0
Home Record	4-0
Away Record	0-2
Neutral Record.....	0-0
UTSA All-Time vs Sam Houston.....	34-19
at UTSA	18-8
at SHSU	15-11
Current Streak.....	W1
Last.....	W, 63-56 (Nov.25, 2023 at SHSU)

WHERE TO WATCH: ESPN+

Karl Schoening (play-by-play)
Carlie Heineman (analyst)
Taylor Guajardo (reporter)

GAME COVERAGE

Stats: goutsa.com/wbbstats
Watch: goutsa.com/wbblive
X (Twitter): @UTSAWBB

WHERE TO LISTEN: THE BULL 93.3

www.goutsa.com/wbbradio
Neal Raphael (play-by-play)
The iHeartRadio app

PREVIOUS GAME STARTERS (71-40 WIN VS. TOWSON)



8
NINA
DE LEON NEGRON
GS • G • 5-6



11
SIDNEY
LOVE
JR • G • 5-8



20
MAYA
LINTON
JR • G/F • 5-11



32
JORDYN
JENKINS
R-SR • F • 6-0



25
IDARA
UDO
SO • F • 6-1

QUICK FACTS

Institution Name..... The University of Texas at San Antonio (UTSA)
Location..... San Antonio, Texas
Founded..... 1969
Enrollment..... 35,900
Nickname..... Roadrunners
School Colors Navy Blue (PMS 289), Orange (PMS 1665), White
Arena (Capacity)..... Convocation Center (2,650)
Year Opened..... 1975
Conference..... American Athletic Conference
President..... T. Taylor Eighmy, Ph.D. (Tufts, 1980)
Vice President/Athletics Director..... Lisa Campos (Colorado State)
Athletic Department Phone..... 210.458.4161
Ticket Office Phone..... 210.458.UTSA (8872)

TEAM INFORMATION

2023-24 Overall Record..... 18-15
Home / Away / Neutral..... 10-4/7-10/1-1
Conference Record/Finish..... 10-8/4th
Letterwinners Returning/Lost..... 9/7
Starters Returning/Lost..... 4/2
Newcomers..... 6

HISTORY

First Year of Basketball..... 1981-82
All-Time Record (pct.)..... 564-636 (.466)
All-Time AAC Record (pct.)..... 10-8 (.556)
Conference Regular Season Championships..... 2
2002-03 (Southland) • 2008-09 (Southland)
Conference Tournament Championships..... 2
2008 (Southland) • 2009 (Southland)
Postseason Tournament Appearances/Record..... 3/1-3 (.250)
2008 (NCAA) • 2009 (NCAA) • 2024 (WNIT)
NCAA Tournament Appearances/Record..... 2/0-2 (.000)
2008 • 2009
Last NCAA Postseason Opponent/Result..... 2009
Lost to No. 2 seed Baylor, 87-82 OT (March 22, 2009)
WNIT Tournament Appearances/Record..... 1/1-1 (.500)
2024
Last WNIT Postseason Opponent/Result..... 2024
Lost to Wyoming, 80-64 in Second Round (March 24, 2024)

COACHING STAFF

Head Coach.....Karen Aston (Fourth season - Little Rock, 1987)
Record at UTSA (Years).....44-58 (Four seasons)
Career Record (Years)..... 329-204 (18 seasons)
Assoc. Head Coach.....Jamie Carey (Fourth Season - Texas, 2004)
Assistant Coach . Cameron Miles (Fourth Season • San Diego, 2013)
Assistant Coach Chantel Govan (Second Season • UTSA, 2022)
Assistant Coach Sophia Ramos (Second Season • San Diego St., 2022)
Assistant Coach Angel Almaguer (Second Season • UTSA 2022)
Director of Operations.. Elyssa Coleman (First Season • UTSA, 2022)
Director of PerformanceCarl Austin III (Fourth Season • UTSA, 2018)
Athletic Trainer Tam-Anh Nguyen (Third Season • Texas, 2019)
Graduate Assistant Christian Hyde (First Season • UIW, 2023)

ATHLETICS COMMUNICATIONS

Associate Athletics Director/Communications..... Kyle Stephens
Assistant Director [WBB Contact]..... Ryan Smith
Smith's Email Address ryan.smith2@utsa.edu
Smith's Cell Phone..... 361.442.9600
Website..... goutsa.com

ROADRUNNER NOTES AND NEWS

LAST TIME OUT

•The Roadrunners (6-1, 0-0 The American) have won their last six and have tied the 1996-97 and 2007-08 seasons for the second-hottest start in program history.
•Redshirt senior Jordyn Jenkins carries momentum into the matchup after she claimed American Athletic Conference Player of the Week honors following two stellar performances at the Puerto Rico Clasico.
•She first dropped 14 points and nine rebounds in a 62-53 win over UNC Greensboro before scoring 18 across a 71-40 victory against Towson.
•In total, she tallied 16.0 PPG at a 52.2% clip with three blocks, three steals, and 11 rebounds.

'RUNNERS IN THE RANKINGS

• As of 12/4, UTSA is atop the conference in several statistics, including scoring margin (+11.3), scoring defense (56.3), rebound margin (+9.6), and free throw percentage (74.2).
• Individually, redshirt senior Jordyn Jenkins paces The American with a 53.3% mark from the field and 49 field goals made.
• She's also swished 40 shots from the charity stripe, and 20.3 PPG not only leads the AAC but is 19th in the NCAA.
• Graduate student Nina De Leon Negron and junior Sidney Love are both top-five on the league's assist/turnover leader board, with De Leon Negron second and 25th nationally at 3.00.
• Love, meanwhile, boasts a 2.27 margin for the third-best in the conference, and 34 assists are third as well.

NOTE PAD

2024-25 WOMEN'S BASKETBALL ROSTER

#	Name	Pos	Ht	Yr.	Hometown • High School / Previous School
1	Siena Guttadauro	G	5-6	JR.-3L	San Jose, Calif./Archbishop Mitty HS
2	Alexis Parker	G	5-9	Jr.-2L	San Antonio, Texas/Brandeis HS
3	Emma Lucio	G	5-9	So.-1L	Edinburg, Texas / Robert Vela HS
4	Damara Allen	G	5-10	Fr.-HS	Aurora, Colo. / Cherokee Trail HS
5	Mia Hammonds	G	6-3	Fr.-HS	Cibolo, Texas / Steele HS
7	Nyayongah Gony	F	6-4	R-Sr.-TR	Lincoln, Neb. / Lincoln HS / Miami (Fla.) / Mississippi State
8	Nina De Leon Negron	G	5-6	GS.-TR	San Juan, Puerto Rico / Monteverde Academy / Austin Peay / UIW
11	Sidney Love	G	5-8	Jr.-2L	Cibolo, Texas/Steele HS
12	Aysia Proctor	G	5-8	So.-1L	Schertz, Texas / Samuel Clemens HS
13	Taylor Ross	F	6-1	Fr.-HS	San Antonio, Texas / Brennan HS
20	Maya Linton	F	6-0	Jr.-2L	Duncanville, Texas/Duncanville HS
21	Cheyenne Rowe	F	6-2	Jr.-1L	Ajax, Ontatio / Bill Crothers Secondary School / JMU
25	Idara Udo	F	6-1	So.-1L	Plano, Texas / Plano East HS
32	Jordyn Jenkins	F	6-0	R-Sr.-2L	Renton, Wash./Kentridge HS/Southern California
33	Emilia Dannebauer	F/C	6-4	Fr.-HS	Berlin, Germany / Sportgymnasium Chemnit

UTSA RECORD WHEN...

Category	H	R	N	O
Overall	2-0	2-1	2-0	6-1
Conference	0-0	0-0	0-0	0-0
Non-Conference	2-0	2-1	2-0	6-1
Overtime	0-0	0-0	0-0	0-0
Double Overtime	0-0	0-0	0-0	0-0
Top-10 Opponents	0-0	0-0	0-0	0-0
Top-25 Opponents	0-0	0-0	0-0	0-0
Receiving Votes	0-0	0-0	0-0	0-0
Wear White	2-0	0-0	1-0	3-0
Wear Orange	0-0	1-0	0-0	1-0
Wear Navy	0-0	1-1	1-0	2-1
In November	2-0	2-1	2-0	6-1
In December	0-0	0-0	0-0	0-0
In January	0-0	0-0	0-0	0-0
In February	0-0	0-0	0-0	0-0
In March	0-0	0-0	0-0	0-0
Lead at Half	1-0	1-0	2-0	4-0
Tied at Half	1-0	1-1	0-0	2-1
Tied at Half	0-0	0-0	0-0	0-0
Decided by 1-4 Points	0-0	0-1	0-0	0-1
Decided by 5-9 Points	1-0	1-0	1-0	3-0
Decided by 10+ Points	1-0	1-0	0-0	2-0
Scoring 80+	0-0	0-0	0-0	0-0
Scoring 70-79	1-0	2-0	1-0	4-0
Scoring 60-69	1-0	0-0	1-0	2-0
Scoring 50-59	0-0	0-1	0-0	0-1
Scoring 0-49	0-0	0-0	0-0	0-0
Opp. Scoring 80+	0-0	0-0	0-0	0-0
Opp. Scoring 70-79	0-0	1-0	0-0	1-0
Opp. Scoring 60-69	1-0	1-0	0-0	2-0
Opp. Scoring 50-59	0-0	0-1	1-0	1-1
Opp. Scoring 0-49	1-0	0-0	1-0	2-0
FG 50% or Higher	1-0	1-0	0-0	2-0
FG 40-49.9%	0-0	1-0	1-0	2-0
FG 39.9% or Lower	0-0	0-1	1-0	1-1
Opp. FG 50% or Higher	1-0	0-0	0-0	1-0
Opp. FG 40-49.9%	0-0	2-0	0-0	2-0
Opp. FG 39.9% or Lower	1-0	0-1	2-0	3-1
Better FG% than Opp.	1-0	2-0	2-0	5-0
FG% is Equal	0-0	0-0	0-0	0-0
Opp. Better FG%	1-0	0-1	0-0	1-1
FT 80% or Higher	0-0	2-0	1-0	3-0
FT 70-79.9%	1-0	0-0	0-0	1-0
FT 69.9% or Lower	1-0	0-1	1-0	2-1
Opp. FT 80% or Higher	0-0	0-0	0-0	0-0
Opp. FT 70-79.9%	0-0	1-0	0-0	1-0
Opp. FT 69.9% or Lower	2-0	1-1	2-0	5-1
Better FT% than Opp.	2-0	2-0	1-0	5-0
FT% is Equal	0-0	0-0	0-0	0-0
Opp. Better FT%	0-0	0-1	1-0	1-1
Outrebounding Opp.	2-0	2-0	1-0	5-0
Rebounds are Equal	0-0	0-0	1-0	1-0
Outrebounded by Opp.	0-0	0-1	0-0	0-1
More Assists than Opp.	2-0	2-0	2-0	6-0
Assists are Equal	0-0	0-0	0-0	0-0
Fewer Assists than Opp.	0-0	0-1	0-0	0-1
Fewer TO than Opp.	2-0	0-1	1-0	3-1
Turnovers are Equal	0-0	0-0	0-0	0-0
More TO than Opp.	0-0	2-0	1-0	3-0
4+ in Double Figures	0-0	0-0	0-0	0-0
3 in Double Figures	0-0	2-0	2-0	4-0
2 in Double Figures	2-0	0-1	0-0	2-1
1 in Double Figures	0-0	0-0	0-0	0-0
Bench Scores More	1-0	1-0	1-0	3-0
Bench Points are Equal	0-0	1-0	0-0	1-0
Opp. Bench Scores More	1-0	0-1	1-0	2-1
More Fast Break Points	2-0	1-0	1-0	4-0
Fast Break Points are Equal	0-0	0-1	0-0	0-1
Fewer Fast Break Points	0-0	1-0	1-0	2-0
More Points in Paint	2-0	2-1	2-0	6-1
Points in Paint Equal	0-0	0-0	0-0	0-0
Fewer Points in Paint	0-0	0-0	0-0	0-0
Highest Scoring Quarter	25 / November 14, 2024 at New Mexico State			
1Q	19, 2x / November 29, 2024 vs Towson			
2Q	26 / November 16, 2024 at UTEP			
3Q	25 / November 16, 2024 at UTEP			
4Q				
Lowest Scoring Quarters	12 / November 7, 2024 at Texas A&M			
1Q	9 / November 16, 2024 at UTEP			
2Q	13 / November 28, 2024 vs UNCG			
3Q	13, 2x / November 29, 2024 vs Towson			
4Q				
Opponent Highest Scoring Quarters	18 / November 16, 2024 at UTEP			
1Q	22 / November 20, 2024 vs Texas A&M-Corpus Christi			
2Q	27 / November 9, 2024 vs UTRGV			
3Q	25 / November 16, 2024 at UTEP			
4Q				
Opponent Lowest Scoring Quarters	9 / November 20, 2024 vs Texas A&M-Corpus Christi			
1Q	8 / November 29, 2024 vs Towson			
2Q	3 / November 20, 2024 vs Texas A&M-Corpus Christi			
3Q	9 / November 20, 2024 vs Texas A&M-Corpus Christi			
4Q				
Largest Halftime & Final Score	39, 2x / November 29, 2024 vs Towson			
Half	78 / November 16, 2024 at UTEP			
Final				
Lowest Halftime & Final Score	22 / November 7, 2024 at Texas A&M			
Half	51 / November 7, 2024 at Texas A&M			
Final				
Opponent Largest Halftime & Final Score	38 / November 16, 2024 at UTEP			
Half	73 / November 16, 2024 at UTEP			
Final				
Opponent Lowest Halftime & Final Score	22 / November 29, 2024 vs Towson			
Half	40 / November 29, 2024 vs Towson			
Final				

NOTES AND NEWS CONT.

A HOT START

- After compiling a 6-1 record to start the season, the Roadrunners have tied the 1996-97 and 2007-08 seasons for the second-hottest start in program history.
- UTSA's 1985-86 campaign serves as the best, with the 'Runners posting an 11-1 mark before wrapping up the season 18-9.
- A win for the Roadrunners against Sam Houston would also hand UTSA their first seven-game winning streak since 2013-14.
- After falling to Texas A&M 55-51 on the road in the season opener, UTSA rattled off six in a row with victories over UTRGV (74-69) , New Mexico State (75-61), UTEP (78-73), and Texas A&M-Corpus Christi (62-43), UNC Greensboro (62-53) and Towson (71-40).

ANOTHER ONE

- For the second time this season, redshirt senior Jordyn Jenkins was named the American Athletic Conference Player of the Week, as announced by the league on 12/2.
- Jenkins had another stellar week, first recording 14 points with nine rebounds in a win over UNC Greensboro, ahead of an 18-point performance against Towson. In total, she averaged 16.0 PPG at a 52.2% clip with three blocks, three steals and 11 boards at the Puerto Rico Clasico.
- She has now earned eight Player of the Week awards (4x CUSA, 1x Pac-12, 3x AAC) across her collegiate tenure, last receiving recognition on Nov. 18, when she was also chosen as a USBWA National Player of the Week, and to the NCAA Starting Five.

VIVA SAN JUAN

- UTSA went 2-0 at the Puerto Rico Clasico, a Feast Week tournament in San Juan, Puerto Rico
- The Roadrunners took down UNC Greensboro, 52-53, on Thanksgiving Day, before besting Towson 71-40 on Black Friday.
- The 'Runners first bested the Spartans with a trio recording double-digit scoring figures.
- Redshirt senior Jordyn Jenkins posted 14 points and was one rebound shy of a double-double, while sophomore Idara Udo was not far behind, charting 10 points and seven boards.
- Junior Maya Linton scored 11, with classmate Cheyenne Rowe tallying eight points and five rebounds.
- Sidney Love earned seven points, dished out five assists and secured four rebounds.
- UTSA dominated in the paint, with 26 points to UNCG's 16, and also logged 19 more rebounds and 12 more second-chance points than their opponents.
- The 'Runners then led wire-to-wire across a 71-40 victory over Towson.
- The win was the largest margin of victory since a 97-76 routing of Florida Atlantic on Feb. 25, 2017.
- Jenkins worked 18 points, while Puerto Rico native Nina De Leon Negrón posted 14 with eight assists and five rebounds and junior Cheyenne Rowe scored 10.



CASH IN TRACKER

For the past two seasons, the UTSA women's basketball team has honored their Player of the Game with the prestigious Cash In Chain. This is not always the person who stuffs the stats sheet or is the leading scorer, but the one who had the most impact on the game, be it a double-double or a big momentum-shifting shot. The person who wins the chain dons it until the next game when Director of Basketball Performance Carl Austin III reclaims it before redistributing it to whoever helps the squad

"Cash In"

NOVEMBER

7	at Texas A&M	Jordyn Jenkins
9	UTRGV	Sidney Love
14	at New Mexico State	Jordyn Jenkins
16	at UTEP	Nina De Leon Negron
20	TAMUCC	Nina De Leon Negron
28	UNC Greensboro	Maya Linton
29	Towson	Nina De Leon Negron

DECEMBER

7	Sam Houston
16	at Stanford
19	UT Arlington
21	at Texas State
29	at Charlotte

JANUARY

1	UAB
4	at Tulsa
8	Rice
11	Wichita State
15	at Memphis
18	at UAB
22	Tulsa
29	at South Florida

FEBRUARY

1	Temple
4	North Texas
8	at Wichita State
12	East Carolina
15	Memphis
22	at Rice
25	at Tulane

MARCH

1	Florida Atlantic
4	at East Carolina

BREAKDOWN

#8 Nina De Leon Negron	3
#32 Jordyn Jenkins	2
#11 Sidney Love	1
#20 Maya Linton	1

NOTES AND NEWS CONT.

CROWN HER

- After dominant performances on the road against New Mexico State and UTEP, redshirt senior Jordyn Jenkins received a wealth of accolades.
- Jenkins posted double-doubles in a pair of victories over previously undefeated teams, with 28.5 PPG at a 70.4% clip and 11.5 RPG.
- She first went 9-for-14 from the field and 8-for-8 from the charity stripe for 27 points in a 75-61 win over New Mexico State, ahead of a 30-point, 10-for-13 day across a 78-73 victory against UTEP that featured a 10-for-12 mark from the free-throw line and 12 rebounds in just 25 minutes.
- For her troubles, Jenkins was named to the U.S. Basketball Writers Association's Ann Meyers Drysdale National Players of the Week list and the NCAA Starting Five as well as American Athletic Conference Player of the Week.
- She represents the first squad member to receive the USBWA honor in the award's history, which dates back to 2009.
- Jenkins was named to the NCAA Starting Five once before, doing so with Southern California on Feb. 16, 2022.
- The last Roadrunner to crack the NCAA Starting Five was current Director of Operations Elyssa Coleman who was picked on Feb. 10, 2024 after averaging 21.5 PPG and 11.5 RPG with three steals and four blocks.

DOUBLE TROUBLE

- Both redshirt senior Jordyn Jenkins and junior Sidney Love posted double-doubles across the opening week of competition.
- Jenkins charted 18 points and 11 rebounds on 11/7 against Texas A&M in the season opener, before Love logged 21 points and 11 assists against UTRGV on 11/9.
- Their performances represented the 17th double-double of Jenkins collegiate tenure and the second of Love's career.

DIME DROPPER

- Junior Sidney Love was phenomenal against UTRGV on 11/9 recording a career-high 11 assists to go with 21 points, five rebounds, and five steals.
- Love became the first squad member to tally 20-plus points and 10-plus rebounds in a single game since UTSA Athletics Hall of Famer Monica Gibbs charted 20 points and 10 assists against Lamar on Feb. 28, 2009.
- No 'Runner has recorded double-digit assist figures since Karrington Donald on Jan. 2, 2021, against Rice.

LAST SEASONS SUCCESS

- The Roadrunners ended 2023-24 ranked at or near the top in several statistical categories at both the national and conference level recording: 44.5 Rebounds per game (6th in NCAA, 1st in AAC), 15.8 Offensive Rebounds Per Game (10th in NCAA, 3rd in AAC), +8.2 Rebound Margin (13th in NCAA, 1st in AAC), 36.3% Field Goal Defense (19th in NCAA, 1st in AAC), 28.6 Defensive Rebounds per game (27th in NCAA, 2nd in AAC), 4.6 Blocks Per Game (32nd in NCAA, 3rd in AAC).

FOR THE FIRST TIME

- UTSA is coming off a season that saw them pick up the programs first postseason victory on March 21, 2024 as they took down Northern Colorado, 80-62, in the First Round of the 2024 Postseason WNIT.
- The Roadrunners fell in the Second Round to Wyoming, 80-64 in Laramie, and are now 1-3 all-time in national postseason play.
- It was UTSA's third national postseason selection, following first-round exits in the 2007-08 and 2008-09 NCAA Tournaments, both coming as a result of winning the Southland Conference Tournament Championship.
- In their last NCAA postseason bout, UTSA hung tough, taking No. 2 seed Baylor to overtime in Lubbock in the opening round of the NCAA Tournament before falling 87-82 on March 22, 2009.
- In UTSA's first NCAA Tournament contest, they suffered a 92-51 defeat at the hands of No. 2 seed Texas A&M in Baton Rouge, Louisiana on 3/21/08.

NOTES AND NEWS CONT.

YEAR TWO IN THE AMERICAN

- The Roadrunners embarked on their first season as a member of the American Athletic Conference last year, going 10-8 in conference play before edging past South Florida in the quarterfinal of the 2023-24 American Championships, and falling to East Carolina in the semifinals.
- The step up in competition didn't faze the Roadrunners, as a 10-8 mark represented the first time since the 2016-17 season that UTSA posted a winning conference record, while the 'Runners 18-15 overall mark was the first overall winning record since managing a 16-15 record across 2014-15.
- This marked back-to-back seasons in which UTSA reached the semifinals of its conference tournament, and the 11th semifinal appearance in the program's history.
- UTSA joined the league from Conference USA where they went 44-107, and last claimed a league championship as a member of the Southland Conference
- The 'Runners were the 2002-03 SLC Regular Season Champs, and won the league again in 2008-09.
- The program has won two SLC Tournaments in its history, punching its ticket to the NCAA Tournament in 2008 and 2009.

GUESS WHO'S BACK?

- The 2022-23 CUSA Player and Newcomer of the Year, Jordyn Jenkins will be back in action for UTSA after she was sidelined for the majority of the 2023-24 campaign.
- Jenkins became the third player in CUSA history to win all three awards and the first in 10 years, was the first Roadrunner to earn C-USA Player of the Year, and was the first UTSA student-athlete to win four CUSA Player of the Week honors in a single season.
- She was awarded All-Texas First-Team by Dave Campbell's Texas Basketball, after leading the league with 659 points, averaging 20.6 PPG at a 49.3% clip 659 points scored serves as the UTSA school record.
- Jenkins maintained a 79.0% free throw percentage and recorded 7.5 RPG and 1.3 SPG.
- She appeared in the final 12 games of the 2023-24 season, averaged 17.1 PPG and 6.8 RPG with 15 steals and 13 blocks despite a minutes restriction
- Jenkins quickly made an impact upon her return, earning AAC Player of the Week honors.
- She won the award on Feb. 19 after battling two of The American's top teams in Tulsa and UNT, first scored 11 points and snagging seven boards against the Golden Hurricane before exploding for 29 points and four rebounds in just 24 minutes against the Mean Green.
- She's primed for another sensational season, with the goal of becoming the first player in the history of the program to make a WNBA roster.

BACK IN ACTION

- In addition to Jordyn Jenkins, UTSA returns a trio of top performers, including junior Sidney Love, and sophomores Idara Udo and Aysia Proctor.
- Love started all but one contest for the 'Runners, finishing second on the team with 106 assists and a team-high 43 steals with 9.6 PPG.
- Udo received an AAC Freshman of the Week honor, and figures to play a major role defensively in 2024-25 after hauling in 195 rebounds with 25 blocks and 15 steals.
- Proctor, meanwhile, was a three-time conference Freshman of the Week, becoming the first to win three since Mikayla Woods did so in Conference USA across the 2019-20 campaign.
- She averaged 9.7 PPG at a 44.8% clip, and knocked down the second-most triples on the team nailing 40 at a 38.5% rate.

NOTABLE NEWCOMERS

- UTSA added five to the squad, including transfer pieces in Nina De Leon Negron (UIW) and Nyayongah Gony (Mississippi State).
- De Leon Negron has been one of the Southland's top point guards, winning SLC Newcomer of the Year in 2022-23, along with an all-defensive team pick, ahead of a first-team selection in 2023-24.
- Including her time at Austin Peay before UIW she averages 8.19 PPG and 4.4 RPG while dishing out 352 assists.
- Gony saw action in 49 games between stints at Mississippi State and Miami, and previously was as the top recruit in the state of Nebraska, receiving a four-star rating from both espnW HoopGurlz and ProspectsNation.com.
- True freshman Damara Allen, Mia Hammonds, Taylor Ross, and Emilia Dannebauer.

BIG SHOES TO FILL

- The Roadrunners will have to replace critical members of the squad, as Kyra White signed a professional contract after graduating, and Elyssa Coleman transitions to a role as Director of Basketball Operations.
- White signed a one-year professional contract with Fr. Mathews Basketball Club out of Ireland, where she'll compete on the organization's Women's Super League team (WSL).
- She wrapped up 2023-24 with 4.8 assists per game, a figure that slotted her second in the AAC, and she also posted a 1.65 assists/turnover ratio that ranked third.
- White played 34.7 minutes per game for the third most in the league and 1.0 blocks per game were 10th.
- In addition to her stellar assist number she charted 9.9 points per game, 5.0 rebounds per game, and was second on the team swiping 34 steals.
- Coleman, meanwhile initially planned to return for the 2024-25 season, before an offseason injury pushed her towards a medical retirement.
- After redshirting at Texas, Coleman transferred to UTSA and had an immediate impact on the squad, eventually becoming the program's all-time blocking leader swatting 140 shots and joining the 500-rebound club with 588 boards representing the ninth-most in program history.
- Across 94 games for the Roadrunners she started 78, averaging 9.3 PPG and 7.2 RPG.
- She was named to the 2022-23 Conference-USA All-Defensive Team as a redshirt sophomore, and for her work in the classroom was featured on the 2021-22 C-USA Commissioners Honor Roll and the 2023-24 American Athletic Conference All-Academic Team.

ALL ABOARD THE ASTON EXPRESS

- The UTSA rebuild is ahead of schedule, as head coach Karen Aston inherited a 2-18 squad in 2021 and never looked back.
- Aston who holds a career record of 322-203, has gone 38-57 at UTSA across three seasons improving from a 7-23 mark in 2021-22, to 13-19 in 2022-23 and 18-15 in 2023-24.
- Under her tutelage, the Roadrunners achieved their first ever postseason victory on March 21, 2024 as they took down Northern Colorado, 80-62, in the First Round of the 2024 Postseason WNIT, and also recorded the most wins in a single season since 2008-09, the first national postseason selection since 2008-09.
- The 'Runners finished fourth in the conference for the highest since the 2014-15 CUSA campaign and went 8-7 for the first winning nonconference record since 2013-14.
- UTSA's NET ranking of 136 in 2023-24 was the program's highest ranking to conclude a season since NET rankings began, and an average opponent NET of 97 was also the highest.

ROSTER ANALYSIS

NUMERICAL ROSTER

#	NAME	POS	HT	YR.	EXP	HOMETOWN / PREVIOUS SCHOOL
1	Siena Guttadauro	G	5-6	JR.	3L	San Jose, Calif./Archbishop Mitty HS
2	Alexis Parker	G	5-9	Jr.	2L	San Antonio, Texas/Brandeis HS
3	Emma Lucio	G	5-9	So.	1L	Edinburg, Texas / Robert Vela HS
4	Damara Allen	G	5-10	Fr.	HS	Aurora, Colo. / Cherokee Trail HS
5	Mia Hammonds	G	6-3	Fr.	HS	Cibolo, Texas / Steele HS
7	Nyayongah Gony	F	6-4	R-Sr.	TR	Lincoln, Neb. / Lincoln HS / Miami (Fla.) / Mississippi State
8	Nina De Leon Negron	G	5-6	GS.	TR	San Juan, Puerto Rico / Monteverde Academy / Austin Peay / UIW
11	Sidney Love	G	5-8	Jr.	2L	Cibolo, Texas/Steele HS
12	Aysia Proctor	G	5-8	So.	1L	Schertz, Texas / Samuel Clemens HS
13	Taylor Ross	F	6-1	Fr.	HS	San Antonio, Texas / Brennan HS
20	Maya Linton	F	6-0	Jr.	2L	Duncanville, Texas/Duncanville HS
21	Cheyenne Rowe	F	6-2	Jr.	1L	Ajax, Ontatio / Bill Crothers Secondary School / JMU
25	Idara Udo	F	6-1	So.	1L	Plano, Texas / Plano East HS
32	Jordyn Jenkins	F	6-0	R-Sr.	2L	Renton, Wash./Kentridge HS/Southern California
33	Emilia Dannebauer	F/C	6-4	Fr.	HS	Berlin, Germany / Sportgymnasium Chemnit

ALPHABETICAL ROSTER

#	NAME	POS	HT	YR.	EXP	HOMETOWN / PREVIOUS SCHOOL
4	Damara Allen	G	5-10	Fr.	HS	Aurora, Colo. / Cherokee Trail HS
33	Emilia Dannebauer	F/C	6-4	Fr.	HS	Berlin, Germany / Sportgymnasium Chemnit
8	Nina De Leon Negron	G	5-6	GS.	TR	San Juan, Puerto Rico / Monteverde Academy / Austin Peay / UIW
7	Nyayongah Gony	F	6-4	R-Sr	TR	Lincoln, Neb. / Lincoln HS / Miami (Fla.) / Mississippi State
1	Siena Guttadauro	G	5-6	JR.	3L	San Jose, Calif./Archbishop Mitty HS
5	Mia Hammonds	G	6-3	Fr.	HS	Cibolo, Texas / Steele HS
32	Jordyn Jenkins	F	6-0	R-Sr.	2L	Renton, Wash./Kentridge HS/Southern California
20	Maya Linton	F	6-0	Jr.	2L	Duncanville, Texas/Duncanville HS
11	Sidney Love	G	5-8	Jr.	2L	Cibolo, Texas/Steele HS
3	Emma Lucio	G	5-9	So.	1L	Edinburg, Texas / Robert Vela HS
2	Alexis Parker	G	5-9	Jr.	2L	San Antonio, Texas/Brandeis HS
12	Aysia Proctor	G	5-8	So.	1L	Schertz, Texas / Samuel Clemens HS
13	Taylor Ross	F	6-1	Fr.	HS	San Antonio, Texas / Brennan HS
21	Cheyenne Rowe	F	6-2	Jr.	1L	Ajax, Ontatio / Bill Crothers Secondary School / JMU
25	Idara Udo	F	6-1	So.	1L	Plano, Texas / Plano East HS

ROSTER BREAKDOWN

BY CLASS

Graduate Student (1)	De Leon Negron
Senior (2)	Gony, Jenkins
Junior (5)	Guttadauro, Linton, Love, Parker, Rowe
Sophomore (3)	Lucio, Proctor, Udo
Freshman (4)	Allen, Dannebauer, Hammonds, Ross

BY POSITION

Guard (8)	Allen, De Leon Negron, Guttadauro, Hammonds, Love, Lucio, Parker, Proctor
Forward (6)	Gony, Jenkins, Linton, Rowe, Ross, Udo
Center (1)	Dannebauer

BY STATE

Texas (8)	Hammonds, Love, Linton, Lucio, Parker, Proctor, Ross, Udo
California (1)	Guttadauro
Canada (1)	Rowe
Colorado (1)	Allen
Germany (1)	Dannebauer
Nebraska (1)	Gony
Puerto Rico (1)	De Leon Negron
Washington (1)	Jenkins

PRONUNCIATION GUIDE

FIRST	LAST
1 Siena Guttadauro	Goo-tuh-DAR (like far)-roh
3 Emma Lucio	Loose-E-O
4 Damara Allen	Duh-mare-uh
7 Nyayongah Gony	Nye-ON-Guh
8 Nina De Leon Negron	Go-Knee
12 Aysia Proctor	De Le-own Neg-rr-on
25 Idara Udo	Asia
33 Emilia Dannebauer	ID-are-Uh
	oo-doe
	Dan-boww-er

Visit gouts.com/wbbnames to listen to audio pronunciations

Head Coach: Karen Aston (Fourth season • Little Rock, 1987)
Associate Head Coach: Jamie Carey (Fourth season • Texas, 2004)
Assistant Coach / Coordinator of Scouting: Cameron Miles (Fourth season • San Diego, 2013)
Assistant Coach / Recruiting Coordinator: Chantel Govan (Second season • UTSA, 2022)
Assistant Coach: Sophia Ramos (Second season • San Diego State, 2022)
Assistant Coach: Angel Almaguer (Second Season • UTSA 2022)
Director of Operations: Elyssa Coleman (First Season • UTSA, 2022)
Director of Basketball Performance: Carl Austin III (Fourth season • UTSA, 2018)
Athletic Trainer: Tam-Anh Nguyen (Third season • Texas, 2019)
Graduate Assistant: Christian Hyde (First Season • UIW, 2023)

2024-25 UTSA WOMEN'S BASKETBALL ROSTER




1
SIENA GUTTADAURO
JR • G • 5-6
SAN JOSE, CALIFORNIA



2
ALEXIS PARKER
JR • G • 5-9
SAN ANTONIO, TEXAS



3
EMMA LUCIO
SO • G • 5-9
EDINBURG, TEXAS



4
DAMARA ALLEN
FR • G • 5-10
AURORA, COLO.



5
MIA HAMMONDS
FR • G • 6-3
CIBOLO, TEXAS



7
NYAYONGAH GONY
R-SR • F • 6-4
LINCOLN, NEBRASKA



8
NINA DE LEON NEGRON
GS • G • 5-6
SAN JUAN, PUERTO RICO



11
SIDNEY LOVE
JR • G • 5-8
CIBOLO, TEXAS




12
AYSIA PROCTOR
SO • G • 5-8
SCHERTZ, TEXAS



13
TAYLOR ROSS
FR • F • 6-1
SAN ANTONIO, TEXAS



20
MAYA LINTON
JR • F • 5-11
DUNCANVILLE, TEXAS



21
CHEYENNE ROWE
JR • F • 6-2
AJAX, ONTARIO, CANADA



25
IDARA UDO
SO • F • 6-1
PLANO, TEXAS



32
JORDYN JENKINS
R-SR • F • 6-0
RENTON, WASHINGTON



33
EMILIA DANNEBAUER
FR • F/C • 6-4
BERLIN, GERMANY




HC
KAREN ASTON
HEAD COACH
FOURTH SEASON



AC
JAMIE CAREY
ASSOCIATE HEAD COACH
FOURTH SEASON



AC
CAMERON MILES
ASSISTANT COACH
THIRD SEASON



AC
CHANTEL GOVAN
ASSISTANT COACH
THIRD SEASON



AC
SOPHIA RAMOS
ASSISTANT COACH
SECOND SEASON



AC
ANGEL ALMAGUER
ASSISTANT COACH
SECOND SEASON

SUPERLATIVES

DOUBLE-DOUBLE TRACKER

Date / Opp.	Who	Stat
Nov. 7 / Texas A&M	Jenkins	18 Points / 11 Rebounds
Nov. 9 / UTRGV	Love	21 Points / 11 Assists
Nov. 14 / NM State	Jenkins ²	27 Points / 11 Rebounds
Nov. 16 / UTEP	Jenkins ³	30 Points / 12 Rebounds

DOUBLE-DIGIT POINTS

Date / Opp.	Who	Stat
Nov. 7 / Texas A&M	Jenkins	18 Points
Nov. 7 / Texas A&M	Love	10 Points
Nov. 9 / UTRGV	Love ²	21 Points
Nov. 9 / UTRGV	Jenkins ²	19 Points
Nov. 14 / NM State	Jenkins ³	27 Points
Nov. 14 / NM State	De Leon Negron	14 Points
Nov. 14 / NM State	Udo	11 Points
Nov. 16 / UTEP	Jenkins ⁴	30 Points
Nov. 16 / UTEP	De Leon Negron ²	13 Points
Nov. 16 / UTEP	Linton	12 Points
Nov. 16 / TAMUCC	De Leon Negron ³	16 Points
Nov. 16 / TAMUCC	Jenkins ⁵	16 Points
Nov. 28 / UNCG	Jenkins ⁶	14 Points
Nov. 28 / UNCG	Linton	11 Points
Nov. 28 / UNCG	Udo ²	10 Points
Nov. 29 / Towson	Jenkins ⁷	18 Points
Nov. 29 / Towson	De Leon Negron ⁴	14 Points
Nov. 29 / Towson	Rowe	10 Points

DOUBLE-DIGIT REBOUNDS

Date / Opp.	Who	Stat
Nov. 7 / Texas A&M	Jenkins	11 Rebounds
Nov. 14 / NM State	Jenkins ²	11 Rebounds
Nov. 16 / UTEP	Jenkins ³	12 Rebounds
Nov. 20 / TAMUCC	Udo	10 Rebounds

DOUBLE-DIGIT ASSISTS

Date / Opp.	Who	Stat
Nov. 9 / UTRGV	Love	11 Assists

GAME-BY-GAME STARTERS

NOVEMBER

		1	2	3	4	5
7	AT TEXAS A&M	DE LEON NEGRON	LOVE	LINTON	JENKINS	UDO
9	UTRGV	LOVE	PARKER	ALLEN	JENKINS	UDO
14	AT NEW MEXICO STATE	LOVE	PARKER	ALLEN	JENKINS	UDO
16	AT UTEP	DE LEON NEGRON	LOVE	LINTON	JENKINS	UDO
20	TAMUCC	DE LEON NEGRON	LOVE	LINTON	JENKINS	UDO
28	VS. UNCG	DE LEON NEGRON	LOVE	LINTON	JENKINS	UDO
29	VS. TOWSON	---	---	---	---	---

DECEMBER

		1	2	3	4	5
7	SAM HOUSTON	---	---	---	---	---
16	AT STANFORD	---	---	---	---	---
19	UT ARLINGTON	---	---	---	---	---
21	AT TEXAS STATE	---	---	---	---	---
29	AT CHARLOTTE *	---	---	---	---	---

JANUARY

		1	2	3	4	5
1	UAB *	---	---	---	---	---
4	AT TULSA *	---	---	---	---	---
8	RICE *	---	---	---	---	---
11	WICHITA STATE *	---	---	---	---	---
15	AT MEMPHIS *	---	---	---	---	---
18	AT UAB *	---	---	---	---	---
22	TULSA *	---	---	---	---	---
29	AT SOUTH FLORIDA *	---	---	---	---	---

FEBRUARY

		1	2	3	4	5
1	TEMPLE *	---	---	---	---	---
4	NORTH TEXAS *	---	---	---	---	---
8	AT WICHITA STATE *	---	---	---	---	---
12	EAST CAROLINA *	---	---	---	---	---
15	MEMPHIS *	---	---	---	---	---
22	AT RICE *	---	---	---	---	---
25	AT TULANE *	---	---	---	---	---

MARCH

		1	2	3	4	5
1	FLORIDA ATLANTIC *	---	---	---	---	---
4	AT EAST CAROLINA *	---	---	---	---	---

BREAKDOWN

		1	2	3	4	5
#1	Siena Guttadauro	---	---	---	---	---
#2	Alexis Parker	---	2	---	---	---
#3	Emma Lucio	---	---	---	---	---
#4	Damara Allen	---	---	2	---	---
#5	Mia Hammonds	---	---	---	---	---
#7	Nyayongah Gony	---	---	---	---	---
#8	Nina De Leon Negron	5	---	---	---	---
#11	Sidney Love	2	5	---	---	---
#12	Aysia Proctor	---	---	---	---	---
#13	Taylor Ross	---	---	---	---	---
#20	Maya Linton	---	---	5	---	---
#21	Cheyenne Rowe	---	---	---	---	---
#25	Idara Udo	---	---	---	---	7
#32	Jordyn Jenkins	---	---	---	7	---
#33	Emilia Dannebauer	---	---	---	---	---

THE LAST TIME...

TEAM

PLAYED A RANKED TEAM

vs No. 21 Middle Tennessee (W, 58-53) - 2/4/23

BEST A RANKED TEAM

vs No. 21 Middle Tennessee (W, 58-53) - 2/4/23

LOST TO A RANKED TEAM AT HOME

at No. 23 Texas A&M (L, 51-77) - 12/20/21

LOST TO A RANKED TEAM ON THE ROAD

at No. 23 Texas A&M (L, 51-77) - 12/20/21

PLAYED AN OVERTIME GAME

vs North Texas (W, 75-67) - 1/31/24

PLAYED A DOUBLE-OVERTIME GAME

vs Charlotte (W, 81-80) - 1/14/24

PLAYED A TRIPLE-OVERTIME GAME

vs FIU (L, 103-107) - 2/6/21

SCORED 100+ POINTS

UTSA: 103, vs FIU - 2/6/21

Opp: 107, vs FIU - 2/6/21

SCORED 90+ POINTS

UTSA: 90 vs UTEP (W, 90-66) - 12/3/23

Opp: 93 at Houston (L, 89-93) - 12/19/22

SCORED LESS THAN 50 POINTS

UTSA: 48, vs Temple - 2/22/24

Opp: 43, vs TAMUCC - 11/20/24

WON BY 20+ POINTS

UTSA: (24) (90-66), vs UTEP - 12/3/23

Opp: (28) (54-82), at East Carolina - 1/2/24

WON BY 30+ POINTS

UTSA: (31) (71-40), vs Towson - 11/29/24

Opp: (39) (41-80), at Middle Tennessee - 1/5/23

HAD 2+ 20-POINT SCORERS

UTSA: Jordyn Jenkins (25) & Sidney Love (22), at Charlotte - 3/2/23

Opp: Karina Gordon (22) & Danae McNea (20), at East Carolina - 1/2/24

FORCED 30+ TURNOVERS

UTSA: 30, vs Concordia Texas - 11/6/19

Opp: 31, at Texas Tech- 11/20/23

PLAYER

SCORED 40+ POINTS

UTSA: 40, Jordyn Jenkins, at North Texas - 2/20/237

Opp: 43, Keila Shelton, vs Louisiana Tech - 2/7/13

SCORED 30+ POINTS

UTSA: 30, Jordyn Jenkins, at UTEP - 11/16/2024

Opp: 30, Malai Fisher, vs Rice - 3/5/24

RECORDED A TRIPLE-DOUBLE

UTSA: Monica Gibbs (19 pts, 11 reb, 11 ast), at TAMUCC

Opp: N/A

ONE PLAYER RECORDED A DOUBLE-DOUBLE

UTSA: Jordyn Jenkins (30 pts & 12 reb), at UTEP -

11/16/2024

Opp: Allyson Fertig (17 pts & 10 reb), at Wyoming - 3/24/24

TWO PLAYERS RECORDED A DOUBLE-DOUBLE

UTSA: Elyssa Coleman (10 pts & 11 reb) & Jordyn Jenkins (15

pts & 10 reb),vs Temple - 2/22/24

Opp: Janeta Rozentale (17 pts & 10 reb) & Iggy Allen (23 pts & 16 reb), at Florida Atlantic - 2/12/21

RECORDED 20+ REBOUNDS

UTSA: 23, Anika Anderson, vs Sam Houston State - 2/21/09

Opp: 20, Briana Wright, vs FIU - 2/13/16

RECORDED 15+ REBOUNDS

UTSA: 19, Elyssa Coleman, vs Wichita State - 1/6/24

Opp: 17, Alasia Smith, at Florida Atlantic - 2/28/24

TWO OR MORE PLAYERS RECORDED DOUBLE-DIGIT REBOUNDS

UTSA: Elyssa Coleman (11) & Jordyn Jenkins (10), vs Temple - 2/22/24

Opp: Iggy Allen (10) & Brianna Jackson (12)d Dominion - 1/13/21

RECORDED 20+ POINTS & 20+ REBOUNDS

UTSA: Ashleigh Franklin (22 pts, 22 reb), at Sam Houston - 2/20/10

Opp: Jessica Kuster (21 pts, 21 reb), vs Rice - 12/20/11

RECORDED 10+ ASSISTS

UTSA: 11, Sidney Love vs UTRGV - 11/9/24

Opp: 11, Courtney Blakely, at Middle Tennessee - 1/5/23

RECORDED 20+ POINTS & 10+ ASSISTS

UTSA: Sidney Love (21 pts, 11 ast), vs UTRGV - 11/9/24

Opp: N/A

MADE 8+ 3-POINTERS

UTSA: 8rrie Davis, vs Lamar - 1/12/08

Opp: N/A

MADE 7+ 3-POINTERS

UTSA: 7, Ashley Spatletta, vs UT Arlington - 2/9/13

Opp: 7, Katelyn Crosthwait, at Rice - 1/16/23

MADE 6+ 3-POINTERS

UTSA: 6, Carlie Heineman, vs Old Dominion - 1/13/18

Opp: 6, Karina Gordon, at East Carolina - 1/2/24

MADE 15+ FREE THROWS

UTSA: 15, Mikayla Woods, vs Sam Houston State - 12/8/19

Opp: 18, Jennie Simms, at Old Dominion - 2/27/16

MADE 10+ FREE THROWS

UTSA: 10, Jordyn Jenkins, at UTEP - 11/16/2024

Opp: 11, Destiny Thurman, at UTEP - 1/23/22

RECORDED 5+ BLOCKS

UTSA: 6, Elyssa Coleman, at FIU - 1/21/23

Opp: 5,Amirah Abdur-Rahim, at SMU - 1/30/24

RECORDED 5+ STEALS

UTSA: 5, Jordyn Jenkins, vs TAMUCC - 11/20/24

Opp: 6, Danae McNeal, at East Carolina - 1/2/24

PLAYED EVERY MINUTE (REGULATION)

UTSA: Karrington Donald, at Southern Miss - 1/23/21

Opp: Maya Perry, at Florida Atlantic - 1/10/24

TWO PLAYERS PLAYED EVERY MINUTE (REGULATION)

UTSA: Chrystal Chidomere & Loryn Goodwin, vs Rice - 2/16/16

Opp: Courtney Blakely & Jalynn Gregory, at Middle Tennessee - 1/5/23

PLAYED EVERY MINUTE (+OT)

UTSA: Monica Gibbs, vs Baylor - 3/22/09

Opp: Destinee Rogers, at Central Arkansas - 2/11/09

PLAYED EVERY MINUTE (+2OT)

UTSA: Ashleigh Franklin, vs Nicholls - 2/19/11

Opp: Ricshanda Bickham & KK Babin, vs Nicholls - 2/19/11

5 OR MORE PLAYERS SCORED IN DOUBLE DIGITS

UTSA: Sidney Love (16), Kyra White(15), Idara Udo (11), Jordyn Jenkins (11), Aysia Proctor (10), at Tulsa - 2/14/24

Opp: Eric Wilson (22)abine Lipe (13), Elina Arike (12), Avery Crouse (11), Jazion Jackson (10), at UTEP - 2/11/23

NO ONE SCORED IN DOUBLE DIGITS

UTSA: at Florida Atlantic - 1/29/22

Opp: vs Texas A&M-Kingsville -11/16/16

2024-25 COMBINED STATS

Game Records

Record	Overall	Home	Away	Neutral
ALL GAMES	6-1	2-0	2-1	2-0
CONFERENCE	0-0	0-0	0-0	0-0
NON-CONFERENCE	6-1	2-0	2-1	2-0

Score by Periods

Team	1st	2nd	3rd	4th	OT	TOT
UTSA	127	103	124	119	0	473
Opponents	99	109	86	100	0	394

Team Box Score

No.	Player				Total		3-Point		F-Throw		Rebounds											
		GP-GS	MIN	AVG	FG-FGA	FG%	3FG-3FGA	3FG%	FT-FTA	FT%	OFF	DEF	TOT	AVG	PF	DQ	A	TO	BLK	STL	PTS	AVG
32	JENKINS, Jordyn	7-7	203:24	29.1	49-92	.533	4-12	.333	40-49	.816	17	39	56	8.0	15	0	5	14	11	11	142	20.3
8	DE LEON NEGRON, Nina	6-5	167:56	28.0	24-50	.480	10-20	.500	8-11	.727	5	14	19	3.2	8	0	27	9	0	8	66	11.0
11	LOVE, Sidney	7-7	214:55	30.7	23-64	.359	6-24	.250	10-14	.714	9	15	24	3.4	10	0	34	15	1	12	62	8.9
25	UDO, Idara	7-7	149:58	21.4	19-51	.373	1-4	.250	7-10	.700	24	15	39	5.6	21	1	4	18	4	4	46	6.6
20	LINTON, Maya	7-5	138:21	19.8	13-33	.394	6-20	.300	6-9	.667	8	9	17	2.4	19	1	9	17	3	10	38	5.4
1	GUTTADAURO, Siena	5-0	76:01	15.2	7-20	.350	4-15	.267	1-2	.500	3	2	5	1.0	3	0	7	4	0	1	19	3.8
21	ROWE, Cheyenne	7-0	76:45	11.0	10-26	.385	0-4	.000	6-8	.750	8	12	20	2.9	11	0	1	4	1	0	26	3.7
7	GONY, Nyayongah	7-0	92:57	13.3	6-16	.375	1-3	.333	7-8	.875	9	10	19	2.7	10	0	1	10	4	4	20	2.9
3	LUCIO, Emma	6-0	43:09	7.2	5-12	.417	4-8	.500	0-0	.000	0	6	6	1.0	3	0	2	4	0	0	14	2.3
4	ALLEN, Damara	7-2	84:36	12.1	6-17	.353	2-8	.250	2-2	1.000	2	10	12	1.7	12	0	4	6	1	4	16	2.3
13	ROSS, Taylor	4-0	24:49	6.2	3-6	.500	1-2	.500	2-3	.667	5	4	9	2.3	5	0	0	4	0	1	9	2.3
2	PARKER, Alexis	7-2	83:16	11.9	4-14	.286	1-4	.250	3-4	.750	4	10	14	2.0	6	0	6	4	0	3	12	1.7
5	HAMMONDS, Mia	4-0	35:30	8.9	1-8	.125	1-6	.167	0-0	.000	2	4	6	1.5	2	0	1	2	1	3	3	0.8
33	DANNEBAUER, Emilia	2-0	08:22	4.2	0-2	.000	0-0	.000	0-4	.000	1	1	2	1.0	0	0	0	1	0	0	0	0.0
Team											5	5	10					3				
Total		7	1400		170-411	.414	41-130	.315	92-124	.742	102	156	258	36.9	125	2	101	115	26	61	473	67.6
Opponents		7	1400		141-357	.395	44-121	.364	68-109	.624	60	131	191	27.3	128	5	66	128	25	42	394	56.3

Team Statistics

	UTSA	OPP
Scoring	473	394
Points per game	67.6	56.3
Scoring margin	+11.3	-
Field goals-att	170-411	141-357
Field goal pct	.414	.395
3 point fg-att	41-130	44-121
3-point FG pct	.315	.364
3-pt FG made per game	5.9	6.3
Free throws-att	92-124	68-109
Free throw pct	.742	.624
F-Throws made per game	13.1	9.7
Rebounds	258	191
Rebounds per game	36.9	27.3
Rebounding margin	+9.6	-
Assists	101	66
Assists per game	14.4	9.4
Turnovers	115	128
Turnovers per game	16.4	18.3
Turnover margin	+1.9	-
Assist/turnover ratio	0.9	0.5
Steals	61	42
Steals per game	8.7	6.0
Blocks	26	25
Blocks per game	3.7	3.6
Winning streak	6	-
Home win streak	2	-
Attendance	1482	9360
Home games-Avg/Game	2-741	3-3120
Neutral site-Avg/Game	-	2-100

Team Results

Date	Opponent		Score	Att.
11/07/2024	at Texas A&M	L	51-55	7507
11/09/2024	UTRGV	W	74-69	739
11/14/2024	at New Mexico St.	W	75-61	812
11/16/2024	at UTEP	W	78-73	1041
11/20/2024	A&M-Corpus Christi	W	62-43	743
11/28/2024	vs UNC Greensboro	W	62-53	100
11/29/2024	vs Towson	W	71-40	100

NCAA TEAM RANKING SUMMARY

Statistic	National Rank	Conference Rank	Value	National Leader	Value	Conference Leader	Value
Assist/Turnover Ratio (353 ranked)	140	4	0.88	TCU	1.91	Rice	1.14
Assists Per Game (353 ranked)	124	5	14.4	Oklahoma	24.6	UAB	16.6
Bench Points Per Game (353 ranked)	239	11	17.4	McNeese	40.7	Rice	22.5
Blocks Per Game (353 ranked)	111	6	3.7	Kentucky	10.3	UAB	5.9
Field Goal Percentage (353 ranked)	162	3	41.4	Northern Colo.	51.5	North Texas	44.8
Field Goal Percentage Defense (353 ranked)	173	6	39.5	Mississippi St.	28.3	Fla. Atlantic	35.2
Fouls Per Game (353 ranked)	200	8	17.9	NC State	11.0	UAB	14.3
Free Throw Attempts Per Game (353 ranked)	141	9	17.71	Michigan St.	29.50	North Texas	22.14
Free Throw Percentage (353 ranked)	72	1	74.2	Saint Louis	84.3	UTSA	74.2
Free Throws Made Per Game (352 ranked)	96	5	13.14	Texas	21.43	North Texas	14.43
Rebound Margin (353 ranked)	32	1	9.6	Oklahoma	19.7	UTSA	9.6
Rebounds (Defensive) Per Game (353 ranked)	310	13	22.3	Oklahoma	38.0	UAB	29.6
Rebounds (Offensive) Per Game (353 ranked)	52	4	14.6	Tennessee	23.6	East Carolina Memphis	16.1 16.1
Rebounds Per Game (349 ranked)	202	12	36.86	Oklahoma	52.71	Memphis	42.29
Scoring Defense (353 ranked)	61	1	56.3	Mississippi St.	45.9	UTSA	56.3
Scoring Margin (349 ranked)	88	1	11.3	Michigan St.	39.6	UTSA	11.3
Scoring Offense (353 ranked)	161	4	67.6	Tennessee	98.2	UAB	73.6
Steals Per Game (353 ranked)	157	5	8.7	Tennessee	18.4	Temple	11.0
Three Point Attempts Per Game (353 ranked)	228	7	18.6	Tennessee	38.8	Tulsa	26.4
Three Point Percentage (353 ranked)	153	5	31.5	Stanford	44.0	UAB	35.7
Three Point Percentage Defense (353 ranked)	326	13	36.4	Bradley	16.8	Fla. Atlantic	24.6
Three Pointers Per Game (353 ranked)	207	8	5.9	Tennessee	11.6	UAB	9.3
Turnover Margin (353 ranked)	133	4	1.86	Col. of Charleston	16.50	Temple	4.43
Turnovers Forced Per Game (353 ranked)	133	7	18.29	Col. of Charleston	31.00	Temple	20.86
Turnovers Per Game (353 ranked)	153	5	16.4	Minnesota	9.3	Rice	13.0
Winning Percentage (341 ranked)	45	1	85.7	22 teams tied	100.0	UTSA	85.7

NCAA INDIVIDUAL RANKING SUMMARY

Statistic	Player	National Rank	Conference Rank	Value	National Leader	Value	Conference Leader	Value
Assist/Turnover Ratio (250 ranked)	Nina De Leon Negron Sidney Love	25 72	2 3	3.00 2.27	KK Arnold, UConn	9.50	Tristen Taylor, Temple	5.67
Assists (145 ranked)	Sidney Love	83	3	34	Kaylah Ivey, Boston College	63	Mama Dembele, South Fla.	50
Assists Per Game (246 ranked)	Sidney Love Nina De Leon Negron	60 89	3 6	4.9 4.5	Naudia Evans, LMU (CA)	8.4	Mama Dembele, South Fla.	5.6
Blocks (132 ranked)	Jordyn Jenkins	83	3	11	Sedona Prince, TCU	34	Dyllan Hanna, Tulane	14
Blocks Per Game (210 ranked)	Jordyn Jenkins	77	3	1.57	Sedona Prince, TCU	4.25	Dyllan Hanna, Tulane	2.00
Double Doubles (27 ranked)	Jordyn Jenkins	27	2	3	Aneesah Morrow, LSU	8	Tommisha Lampkin, North Texas	4
Field Goal Attempts (142 ranked)					Harmoni Turner, Harvard	182	Delanie Crawford, Tulsa	117
Field Goal Percentage (249 ranked)	Jordyn Jenkins	76	1	53.3	Raegan Beers, Oklahoma	72.2	Jordyn Jenkins, UTSA	53.3
Field Goals (144 ranked)	Jordyn Jenkins	88	1	49	Grace Larkins, South Dakota	80	Jordyn Jenkins, UTSA	49
Free Throw Attempts (137 ranked)	Jordyn Jenkins	29	2	49	S'Mya Nichols, Kansas	91	Tommisha Lampkin, North Texas	50
Free Throw Percentage (249 ranked)	Jordyn Jenkins	140	4	81.6	5 players tied	100.0	Mady Cartwright, Tulsa	90.9
Free Throws (144 ranked)	Jordyn Jenkins	19	1	40	S'Mya Nichols, Kansas	71	Jordyn Jenkins, UTSA	40
Minutes Per Game (150 ranked)					Jackie Grisdale, Quinnipiac	39.12	Tiarra East, Temple	35.11
Points (198 ranked)	Jordyn Jenkins	59	1	142	Ta'Niya Latson, Florida St. Harmoni Turner, Harvard	209 209	Jordyn Jenkins, UTSA	142
Points Per Game (244 ranked)	Jordyn Jenkins	19	1	20.3	Ta'Niya Latson, Florida St.	26.1	Jordyn Jenkins, UTSA	20.3
Rebounds (145 ranked)					Aneesah Morrow, LSU	117	Hailey Adams, Rice Jade Weathersby, UAB	73 73
Rebounds (Defensive) Per Game (28 ranked)					Tiffany Tullis, Houston Christian	9.4	Hailey Adams, Rice	7.6
Rebounds (Offensive) Per Game (26 ranked)					Lara Rohkohl, Col. of Charleston	6.5		
Rebounds Per Game (250 ranked)	Jordyn Jenkins	124	6	8.0	Aneesah Morrow, LSU	13.0	Jade Weathersby, UAB	10.4
Steals (123 ranked)					Harmoni Turner, Harvard	33	Mama Dembele, South Fla. Anissa Rivera, Temple	17 17
Steals Per Game (248 ranked)					Hannah Hidalgo, Notre Dame	4.57	Anissa Rivera, Temple	2.43
Three Point Attempts (141 ranked)					Moriah Murray, Penn St.	85	Sammie Puisis, South Fla.	64
Three Point Percentage (197 ranked)					Tracey Bershers, UAB	59.3	Tracey Bershers, UAB	59.3
Three Pointers (128 ranked)					Moriah Murray, Penn St.	37	Sammie Puisis, South Fla.	28
Three Pointers Per Game (247 ranked)					Kayba Laube, UNI	4.43	Victoria Keenan, Tulane	3.86
Triple Doubles (1 ranked)					9 players tied	1		

INTRODUCING HEAD COACH KAREN ASTON



Head Coach

Karen Aston
Fourth Season
329-204 (44-58 UTSA)

X @CoachKarena

Aston was named the 10th head coach in program history on March 29, 2021.

Throughout her first three seasons at UTSA, Aston has compiled a 38-57 record, making history along the way.

The 2023-24 season featured a wealth of firsts, including achieving UTSA's first ever postseason victory on March 21, 2024 with an 80-62 win over Northern Colorado in the First Round of the 2024 Postseason WNIT. UTSA went 18-15 (10-8 The American) for the most wins in a single season since 2008-09, and the WNIT selection was the first national postseason pick since 2008-09. The 'Runners finished fourth in the conference for the highest since the 2014-15 CUSA campaign and went 8-7 for the first winning nonconference record since 2013-14. UTSA's NET ranking of 136 in 2023-24 was the program's highest ranking to conclude a season since NET rankings began, and an average opponent NET of 97 was also the highest.

The Roadrunners ended the season ranked at or near the top in several statistical categories at both the national and conference level recording: 44.5 Rebounds per game (6th in NCAA, 1st in AAC), 15.8 Offensive Rebounds Per Game (10th in NCAA, 3rd in AAC), +8.2 Rebound Margin (13th in NCAA, 1st in AAC), 36.3% Field Goal Defense (19th in NCAA, 1st in AAC), 28.6 Defensive Rebounds per game (27th in NCAA, 2nd in AAC), 4.6 Blocks Per Game (32nd in NCAA, 3rd in AAC).

UTSA posted a 13-19 (9-1, C-USA) record in the 2022-23 season, opening up the C-USA tournament with a thrilling 69-68 win over No. 11 seed Florida Atlantic, before besting No. 3 seed Rice 62-54 to advance to the leagues semifinals where they fell to No. 2 seed Western Kentucky.

Jordyn Jenkins had a fantastic season under Aston's tutelage, taking home 2022-23 C-USA Player of the Year, Newcomer of the Year, and First-Team All-C-USA. Additionally, Jenkins became the third person in league history to win all three awards, and the first in 10 years.

The 'Runners went 7-23 (3-14, C-USA) in her inaugural year before collecting a 58-57 overtime win over UTEP at the league's postseason tournament.

Aston has been consistently recognized as one of the top coaches in the nation. She was one of four finalists for the Naismith Women's College Coach of the Year award in 2017 and was one of 10 semifinalists for the honor in 2018. Aston also earned Big 12 Coach of the Year accolades in 2017.

Aston has a career record of 305-188 [.618] which includes head coaching positions at Charlotte, North Texas and Texas. In her 13 seasons as a head coach, Aston's teams have averaged 22 wins per year and have made a combined 10 postseason appearances.

At the University of Texas, Aston led the Longhorns to a 184-83 [.689] record in eight seasons. In her final seven seasons combined at Texas, Aston's teams averaged 24.6 wins per year, making six NCAA Tournament appearances. From 2015-18, her squads made four consecutive NCAA Sweet 16 showings, marking the first time that had been accomplished at Texas since 1990. Aston also directed the 2015-16 Longhorns to the program's first NCAA Elite Eight appearance since 2003.

Aston, who also spent eight years as an assistant and associate head coach at Texas for Naismith Hall of Fame head coach Jody Conradt as Texas' second-winningest coach all-time behind Conradt's 783 victories.

Three of Aston's Texas players [Nneka Enemkpali, Imani McGee-Stafford and Ariel Atkins] were drafted by WNBA teams with McGee-Stafford [10th] and Atkins [7th] being selected as first-round picks. As a starter, Atkins helped lead the Washington Mystics to the 2019 WNBA Championship and has earned WNBA All-Defensive Team honors in each

INTRODUCING HEAD COACH KAREN ASTON

The Aston File

HEAD COACHING EXPERIENCE

2021- Present: Head Coach, UTSA
2012-2020: Head Coach, Texas
2011-12: Head Coach, North Texas
2007-11: Head Coach, Charlotte
2006-07: Associate Head Coach, Baylor
2000-06: Associate Head Coach, Texas
1998-00: Assistant Coach, Texas
1996-98: Assistant Coach, North Texas
1994-96: Assistant Coach, Baylor
1993-94: Head Coach, Fort Smith Northside (HS)
1988-93: Head Coach, Vilonia High School

COLLEGIATE HEAD COACHING RECORD

Overall: 329-204 (.614)
UTSA: 44-58 (.408)

of her two seasons.

Defense has been a staple of Aston's teams her entire coaching career. Each of her eight teams at Texas ranked in the top-25 nationally in rebounding margin, including three years in the top-five. Her 2017-18 and 2018-19 teams ranked third in the NCAA in rebounding margin. Four of the top-eight single-season team rebounding averages in Texas history came during Aston's tenure, as did five of the top-nine best seasons in field-goal percentage defense.

Aston's prowess as one of the nation's best recruiters is also well known. Five of the classes she recruited to Texas were ranked among the top-11 in the nation according to ESPN.com, including three top-five classes. Recruits Charli Collier and Joyner Holmes were both No. 2 prospects according to ESPN and were listed as the nation's top recruits by some services. Aston brought 14 McDonalds All-Americans to Texas during her eight seasons.

In a season shortened due to COVID-19, the 2019-20 Longhorns posted a 19-11 overall record and finished third in the Big 12 Conference. A season that began with off-season injuries to a number of key contributors featured some impressive accomplishments. Texas defeated three Associated Press Top-25 teams, including knocking off No. 1 Stanford, which marked the program's first win against an AP No. 1 squad since 2004. The Longhorns also won at No. 17

and previously undefeated Tennessee, and earned a road victory against No. 25 TCU. Texas led the nation in double-doubles during the 2019-20 campaign with 31.

Aston mentored Collier, a sophomore center, to First-Team All-Big 12 Conference honors, as she was one of only six players in the league to average a double-double. Collier became the first player in program history to average more than seven defensive rebounds per game in a single season. Freshman guard Celeste Taylor was a Big 12 All-Freshman Team selection and earned three Big 12 Freshman of the Week accolades.

In 2018-19, Aston led Texas to a 23-10 overall record and a third-place showing in the Big 12 Conference with a 12-6 overall mark. The Longhorns advanced to the semifinals of the Big 12 Conference Tournament for the sixth consecutive year. It marked the sixth year in a row that the Longhorns had won 20 or more games.

Under Aston's tutelage, junior point guard Sug Sutton earned First-Team All-Big 12 Conference honors in 2018-19 and was named to the Big 12 All-Tournament Team. She led the Longhorns in scoring [12.7 points per game], assists per game [5.4] and steals per game [1.3]. Sutton scored in double figures 23 times, including four 20-point performances, and her 178 assists on the year marked the seventh-most in a single-season in school history. She was the conference's best all-around point guard as a junior.

In 2017-18, Aston led the Longhorns to a 28-7 overall record and a second-place finish in the Big 12 Conference with a 15-3 overall mark. Texas advanced to the championship game of the Big 12 Conference Tournament for the third time in four years. It marked the fourth year in a row that the Longhorns had won 24 or more games.

For the third time in four seasons, Aston had one of her players selected in the WNBA Draft in 2018. Atkins was chosen with the No. 7 pick by the Washington Mystics, making her the third-highest draft pick in Texas history.

Under Aston's direction, Atkins and fellow senior Brooke McCarty concluded their decorated Texas careers in 2017-18. It marked the end of an impressive four-year span that saw the Longhorns

INTRODUCING HEAD COACH KAREN ASTON

post a 108-32 [.771] overall record, four NCAA Tournament appearances, four NCAA Sweet 16 appearances, one NCAA Elite Eight appearance and three Big 12 Conference second-place finishes. Aston was a semifinalist for the Naismith Coach of the Year award.

Aston was named the Big 12 Conference Coach of the Year in 2016-17, as the Longhorns swept the league's annual honors. McCarty was named the Big 12 Player of the Year, Brianna Taylor was selected as the Big 12 Defensive Player of the Year and Holmes earned Big 12 Freshman of the Year accolades. Aston was one of four finalists nationally for the Naismith Coach of the Year honor.

The Longhorns recorded a 25-9 overall record during the 2016-17 campaign. Texas strung together a 19-game winning streak during the course of the season, which ranks tied for the 10th-longest spree in program history. With a rigorous slate that featured 14 top-25 opponents, the Longhorns recorded seven victories against ranked foes. Texas won 14 consecutive games to start Big 12 Conference play, which marked the

best start to the Big 12 schedule in school history. The Longhorns charted a 15-3 record in Big 12 play to finish second in the conference for the second consecutive year.

In 2015-16, Aston led Texas to an historic season. The Longhorns posted a 31-5 overall record, which marked the school's most victories since the 1987-88 season, and tied the school record for most Big 12 Conference wins [15] in a single season. Texas hosted the NCAA First and Second Rounds for the first time since 2010 and advanced to the NCAA Elite Eight for the first time since 2003. The Longhorns opened the year with a 16-0 record, marking the third-best start in program history.

McGee-Stafford, a senior center, was named an honorable mention All-America selection from both the Associated Press and the Women's Basketball Coaches Association in 2015-16, and became the first player in program history to reach the combined milestone of 1,000 career points, 1,000 career rebounds and 200 career blocks. McGee-Stafford was the fourth player in school history to be drafted in the first round of the WNBA Draft, going to the Chicago Sky with the 10th overall pick.

The 2014-15 Longhorns began the season on a 13-game winning streak and capped the year with a run to the NCAA Sweet 16. Texas finished with a 24-11 overall record and advanced to the championship game of the Big 12 Tournament for the first time since 2004. The Longhorns won nine of their last 12 games and posted what were then their most wins in more than a decade. Enemkpali was selected by the Seattle Storm in the third round of the 2015 WNBA Draft.

In 2013-14, Texas began a steady incline that included five wins against ranked opponents, a third-place finish in the Big 12 standings, a 10-win improvement from the previous season, and winning a game in the NCAA Tournament for the first time since 2008. UT's tie for third place in the Big 12 was its highest league finish since 2005.



Aston alongside 2022-23 C-USA Player of the Year Jordyn Jenkins

INTRODUCING HEAD COACH KAREN ASTON

Aston returned to the Forty Acres in 2012 after five years of experience reviving the women's basketball programs at the University of North Carolina at Charlotte and the University of North Texas.

Aston tripled the Mean Green's victory total in one season, as UNT went 15-16 during the 2011-12 season under her direction after winning just five games the previous year. At Charlotte, Aston led the program to record-breaking heights, with 86 victories in four seasons, including a school-record 27 wins in 2010-11.

Aston led the 49ers to four consecutive postseason appearances and the 2009 Atlantic 10 Tournament Championship en route to the school's second ever NCAA Tournament appearance. In her final season at Charlotte, Aston's squad advanced to the WNIT Final Four.

While on Conrad's Texas staff from 1998-2006, Aston helped the Longhorns post a 173-83 [.676] record during that span, with seven NCAA Tournament appearances, two trips to the Sweet 16 and a march to the 2003 Final Four. The Longhorns also captured the 2003 Big 12 regular-season and tournament titles, and UT shared the 2004 Big 12 regular-season title. Aston was promoted from assistant coach to associate head coach in July of 2000 after serving as an assistant coach for two seasons.

During her time as an assistant on the Forty Acres, Aston spearheaded the signing of 25 nationally-recognized recruits, including seven McDonald's High School All-Americans and seven WBCA/Nike All-Americans. Two of those high school All-Americans - Tiffany Jackson and Erika Arriaran - were named National High School Players of the Year. All eight of the recruiting classes Aston attracted were nationally ranked, including the No. 1 class in the nation in 2005-06.

Aston first came to Austin in 1998 from the University of North Texas, where she served as an assistant coach for two seasons [1996-98]. Prior to joining the North Texas staff, Aston was an assistant coach at Baylor for two seasons [1994-96].

Following Aston's initial stint on the Forty Acres she was named associate head coach at Baylor during the 2006-07 season. With Aston on board, the Lady Bears won 26 games and reached the second round of the NCAA Tournament.

Before entering the collegiate coaching ranks, Aston was recognized as one of the top high school coaches in the nation. She coached five years at Vilonia High School [1988-93] in Vilonia, Ark., and one year at Fort Smith Northside [1993-94] in Fort Smith, Ark. She guided Fort Smith Northside to a 24-10 record and a fifth-place finish in Class 4A. For her efforts she was named the Arkansas Northwest Region Coach of the Year.

While at Vilonia, Aston was not only the head basketball coach but also the head cross country and track coach. In 1992-93 he was named the Arkansas Basketball Coach of the Year after leading Vilonia to a 36-1 record and a Class 2A State Championship. Aston's cross country teams also claimed back-to-back state titles in 1991 and 1992.

A native of Benton, Ark., Aston was a two-time first-team all-state selection at Bryant High School. She capped her high school career by leading Bryant to the 1982 Arkansas Class 4A State Championship. Aston earned a bachelor of arts degree in physical education from Little Rock in 1987. She played two seasons of basketball at UALR after transferring from Ouachita Baptist. In 2019, Aston was inducted into the Trojan Athletics Hall of Fame at the University of Arkansas at Little Rock and the Bryant [Ark.] High School Athletic Hall of Honor.

2024-25 ROADRUNNER TRACKER

CAREER TRACKER

1500 POINTS	100 STEALS
Jordyn Jenkins* 1,484 (1,006 at UTSA)	Jordyn Jenkins* 103 (67 at UTSA)
	Sidney Love 92
	Maya Linton 51
1000 POINTS	
Nina De Leon Negron* 991(66 at UTSA)	
Sidney Love 671	50 STEALS
	Alexis Parker 19
500 POINTS	Idara Udo 19
Aysia Proctor 310	Aysia Proctor 18
Idara Udo 290	Nyayongah Gony* 17 (4 at UTSA)
Maya Linton 179	Siena Guttadauro 12
Siena Guttadauro 163	Cheyenne Rowe* 7 (5 at UTSA)
Nyayongah Gony* 135 (20 at UTSA)	Damara Allen 4
Cheyenne Rowe* 132 (94 at UTSA)	Mia Hammonds 3
	Emma Lucio 1
	Taylor Ross 1
100 POINTS	
Alexis Parker 90	
Emma Lucio 29	100 BLOCKS
Damara Allen 16	Jordyn Jenkins* 91 (60 at UTSA)
Taylor Ross 9	
Mia Hammonds 3	50 BLOCKS
	Idara Udo 29
1000 REBOUNDS	Nina De Leon Negron* 14 (0 at UTSA)
Jordyn Jenkins* 613 (377 at UTSA)	Nyayongah Gony* 13 (4 at UTSA)
	Maya Linton 13
500 REBOUNDS	Sidney Love 10
Nina De Leon Negron* 514 (19 at UTSA)	
Sidney Love 252	10 BLOCKS
Idara Udo 234	Aysia Proctor 7
Maya Linton 223	Cheyenne Rowe* 7 (3 at UTSA)
Aysia Proctor 163	Alexis Parker 5
Cheyenne Rowe* 132 (93 at UTSA)	Siena Guttadauro 2
	Damara Allen 1
100 REBOUNDS	Mia Hammonds 1
Nyayongah Gony* 85 (19 at UTSA)	* Includes totals from previous schools
Siena Guttadauro 69	
Alexis Parker 65	
Emma Lucio 17	
Damara Allen 12	
Taylor Ross 9	
Mia Hammonds 6	
Mia Hammonds 2	
Emilia Dannebauer 2	
500 ASSISTS	
Nina De Leon Negron* 379 (27 at UTSA)	
250 ASSISTS	
Sidney Love 207	
Jordyn Jenkins* 102 (61 at UTSA)	
100 ASSISTS	
Aysia Proctor 45	
Siena Guttadauro 44	
Alexis Parker 33	
Maya Linton 30	
Idara Udo 30	
Nyayongah Gony* 18 (1 at UTSA)	
Cheyenne Rowe* 9 (7 at UTSA)	
Emma Lucio 9	
Damara Allen 4	
Mia Hammonds 1	
250 STEALS	
Nina De Leon Negron* 164 (8 at UTSA)	

UTSA RECORDS

POINTS	CAREER	POINTS	SEASON
1. Starlite Williams, 1983-87	1,607	1. Jordyn Jenkins 2022-23	659
2. Angel Singleton, 1994-98	1,565	2. Tammy Rogers, 1990-91	583
3. Margaret Martinovich, 1981-85	1,480	3. Starlite Williams, 1986-87	538
4. Monica Gibbs, 2005-09	1,460	4. Loryn Goodwin, 2016-17	525
5. Tisha Boldt, 1986-91	1,379	5. Monica Gibbs, 2008-09	514
6. Kamra King, 2011-15	1,367	6. Starlite Williams, 1984-85	493
7. Tammy Rogers, 1987-91	1,343	7. Vivian Ewalefo, 2006-07	480
8. Michelle Martin, 1989-93	1,192	8. Margaret Martinovich, 1982-83	469
9. Sharon Wilson, 1985-89	1,173	9. Valerie Wells, 1983-84	452
10. Tesha Smith, 2013-17	1,169	10. Margaret Martinovich, 1984-85	451
REBOUNDS	CAREER	REBOUNDS	SEASON
1. Monica Gibbs, 2005-09	990	1. Onika Anderson, 2008-09	351
2. Tesha Smith, 2013-17	800	2. Monica Gibbs, 2008-09	309
3. Margaret Martinovich, 1981-85	778	3. Ryba Pawlaczyk, 2008-09	297
4. Angel Singleton, 1993-98	730	4. Marie Benson, 2018-19	289
5. Marie Benson, 2016-19	680	5. Cindy Pavell, 1981-82	271
6. Tisha Boldt, 1986-91	675	6. Ashleigh Franklin, 2009-10	268
7. Starlite Williams, 83-87	636	7. Tisha Boldt, 1987-88	262
8. Akunna Elonu, 2012-15	607	8. Marie Benson, 2017-18	249
9. Elyssa Coleman, 2021-24	588	9. Margaret Martinovich, 1982-83	247
10. Michelle Martin, 1989-93	590	10. Monica Gibbs, 2007-08	246
ASSISTS	CAREER	ASSISTS	SEASON
1. Monica Gibbs, 2005-09	693	1. Monica Gibbs, 2008-09	221
2. Tammy Rogers, 1987-91	377	2. Joyce Howard, 1997-98	201
3. Rhonda Hoffman, 1983-87	375	3. Monica Gibbs, 2007-08	195
4. Sharon Wilson, 1985-89	355	4. Tammy Rogers, 1990-91	188
5. Joyce Howard, 1996-98	333	5. Kyra White, 2022-23	160
6. Kyra White, 2022-2024	303	6. Shelley Seale, 1982-83	173
7. Shelley Seale, 1981-83	296	7. Kyra White, 2022-23	143
8. Kim Reed, 2001-05	272	8. Monica Gibbs, 2006-07	139
9. Karen Kroen, 1983-87	263	9. Monica Gibbs, 2005-06	138
10. Kim Maxwell, 1981-84	259	10. Loryn Goodwin, 2016-17	134
STEALS	CAREER	STEALS	SEASON
1. Starlite Williams, 1983-87	281	1. Loryn Goodwin, 2016-17	94
2. Kamra King, 2011-15	240	2. Starlite Williams, 1986-87	92
3. Michelle Martin, 1989-93	227	3. Jadyn Pimentel, 2021-22	83
4. Sharon Wilson, 1985-89	223	4. Joyce Howard, 1997-98	79
5. Rhonda Hoffman, 1983-87	222	5. Michelle Martin, 1991-92	76
6. Monica Gibbs, 2005-09	207	6. Michelle Martin, 1992-93	76
7. Terrie Davis, 2004-08	173	7. Tammy Rogers, 1990-91	74
8. Tammy Rogers, 1987-91	165	8. Sharon Wilson, 1988-89	71
9. Ashley Spaletta, 2011-15	153	9. Starlite Williams, 1983-84	70
10. Crystal Chidomere, 2014-18	150	10. Valerie Wells, 1983-84	69
		Amber Prose, 2000-01	69
BLOCKS	CAREER	BLOCKS	SEASON
1. Elyssa Coleman, 2021-24	140	1. Alysse Davis, 2010-11	78
2. Whitney Wright, 2009-13	105	2. Kim Duncan, 1984-85	57
3. Alysse Davis, 2008-11	98	3. Elyssa Coleman, 2022-23	57
4. Marie Benson, 2016-19	94	4. Ryba Pawlaczyk, 2008-09	56
5. Kim Duncan, 1983-85	93	5. Mantha Emory, 1994-95	50
6. Starlite Williams, 1983-87	88	6. Whitney Wright, 2011-12	48
7. Timea Toth, 2016-20	87	7. Elyssa Coleman, 2023-24	45
8. Mantha Emory, 1993-95	81	8. Timea Toth, 2019-20	44
9. Tesha Smith, 2013-17	72	9. Keelah Wilson, 1999-00	41
10. Lacy Mingee, 2001-06	70	10. Whitney Wright, 2012-13	39

PLAYER GAME-BY-GAME STATISTICS

1

SIENA GUTTADAURO

Junior • Guard • 5-6 • San Jose, California • Archbishop Mitty HS



Guttadauro's Career and 2024-25 Game Highs

Career / Last	Category	2024-25/ Last
13 / March 2, 2024 at Wichita State	Points	8 / November 7, 2024 at Texas A&M
5 / March 21, 2024 at Wyoming	Rebounds	2 / November 20, 2024 vs Texas A&M-Corpus Christi
4 / March 2, 2024 at Wichita State	Assists	2, 3x / November 20, 2024 vs Texas A&M-Corpus Christi
1, 12x / November 9, 2024 vs UTRGV	Steals	1 / November 9, 2024 vs UTRGV
1 / February 2, 2023 vs Western Kentucky	Blocks	N/A
4, 4x / March 2, 2024 at Wichita State	FG Made	3 / November 7, 2024 at Texas A&M
8, 3x / November 20, 2024 vs Texas A&M-Corpus Christi	FG Attempted	8 / November 20, 2024 vs Texas A&M-Corpus Christi
4, 2x / March 2, 2024 at Wichita State	3PT Made	2 / November 20, 2024 vs Texas A&M-Corpus Christi
8 / March 2, 2024 at Wichita State	3PT Attempted	7 / November 20, 2024 vs Texas A&M-Corpus Christi
2, 4x / March 21, 2024 vs Northern Colorado	FT Made	1 / November 7, 2024 at Texas A&M
3 2x / February 4, 2023 vs. Middle Tennessee	FT Attempted	1 / November 7, 2024 at Texas A&M
24 / December 10, 2022 vs Idaho	Minutes	19 / November 20, 2024 vs Texas A&M-Corpus Christi

#1 GUTTADAURO, Siena

2024-25 STATISTICS

Opponent	Date	GS	MIN	Total		3-Pointers		Free throws		Rebounds				PF	A	TO	BLK	STL	PTS	
				FG-FGA	PCT	3FG-3FGA	PCT	FT-FTA	PCT	OFF	DEF	TOT	AVG							
at Texas A&M	11/07/2024		16:33	3-5	.600	1-3	.333	1-2	.500	1	0	1	1.0	1	0	0	0	0	8	8.0
UTRGV	11/09/2024		14:12	1-2	.500	1-2	.500	0-0	.000	0	1	1	1.0	1	2	1	0	1	3	5.5
at New Mexico St.	11/14/2024		13:47	0-2	.000	0-1	.000	0-0	.000	0	1	1	1.0	0	2	0	0	0	0	3.7
at UTEP	11/16/2024		11:49	1-3	.333	0-2	.000	0-0	.000	0	0	0	0.8	0	1	3	0	0	2	3.3
A&M-Corpus Christi	11/20/2024		19:39	2-8	.250	2-7	.286	0-0	.000	2	0	2	1.0	1	2	0	0	0	6	3.8
Totals		0	76:01	7-20	.350	4-15	.267	1-2	.500	3	2	5	1.0	3	7	4	0	1	19	3.8

Player Averages

Games Played	Minutes/ game	Points/ game	FG Pct	3FG Pct	FT Pct	Rebounds/ game	Assists/ game	Turnovers/ game	Assist/Turnover ratio	Steals/ game	Blocks/ game
5	15.2	3.8	35.0	26.7	50.0	1.0	1.4	0.8	1.8	0.2	0.0

PLAYER GAME-BY-GAME STATISTICS

2

ALEXIS PARKER



Junior • Guard • 5-9 • San Antonio, Texas • Brandeis HS

Parker's Career and 2024-25 Game Highs

Career / Last	Category	2024-25 / Last
11 / December 19, 2022 at Houston.....	Points	6 / November 9, 2024 vs UTRGV
5 / February 4, 2023 vs Middle Tennessee.....	Rebounds	4, 2x / November 20, 2024 vs Texas A&M-Corpus Christi
3, 4x / November 15, 2023 at Texas A&M-Corpus Christi.....	Assists	2, 2x / November 29, 2024 vs Towson
3 / December 19, 2022 at Houston.....	Steals	1, 3x / November 29, 2024 vs Towson
1, 5x / February 11, 2024 vs UAB.....	Blocks.....	N/A
4 / December 19, 2022 at Houston.....	FG Made	2 / November 9, 2024 vs UTRGV
7 / December 19, 2022 at Houston.....	FG Attempted	5 / November 14, 2024 at New Mexico State
1, 8x / November 14, 2024 at New Mexico State.....	3PT Made	1 / November 14, 2024 at New Mexico State
4 / February 11, 2023 vs UTEP.....	3PT Attempted	2 / November 20, 2024 vs Texas A&M-Corpus Christi
2, 14x / November 9, 2024 vs UTRGV.....	FT Made	2 / November 9, 2024 vs UTRGV
4, 2x / November 18, 2023 at UT Arlington.....	FT Attempted	2, 2x / November 20, 2024 vs Texas A&M-Corpus Christi
31 / December 10, 2022 vs Idaho.....	Minutes.....	18 / November 9, 2024 vs UTRGV

#2 PARKER, Alexis

2024-25 STATISTICS

Opponent	Date	GS	MIN	Total		3-Pointers		Free throws		Rebounds				PF	A	TO	BLK	STL	PTS	AVG
				FG-FGA	PCT	3FG-3FGA	PCT	FT-FTA	PCT	OFF	DEF	TOT	AVG							
at Texas A&M	11/07/2024		16:21	0-1	.000	0-1	.000	0-0	.000	1	1	2	2.0	1	1	0	0	0	0	0.0
UTRGV	11/09/2024	*	18:51	2-3	.667	0-0	.000	2-2	1.000	1	3	4	3.0	2	2	1	0	1	6	3.0
at New Mexico St.	11/14/2024	*	10:15	1-5	.200	1-1	1.000	0-0	.000	1	1	2	2.7	0	0	2	0	1	3	3.0
at UTEP	11/16/2024		01:25	0-0	.000	0-0	.000	0-0	.000	0	0	0	2.0	1	0	0	0	0	0	2.3
A&M-Corpus Christi	11/20/2024		08:41	0-2	.000	0-2	.000	1-2	.500	1	3	4	2.4	0	0	1	0	0	1	2.0
vs UNC Greensboro	11/28/2024		11:51	0-0	.000	0-0	.000	0-0	.000	0	1	1	2.2	2	1	0	0	0	0	1.7
vs Towson	11/29/2024		15:52	1-3	.333	0-0	.000	0-0	.000	0	1	1	2.0	0	2	0	0	1	2	1.7
Totals		2	83:16	4-14	.286	1-4	.250	3-4	.750	4	10	14	2.0	6	6	4	0	3	12	1.7

Player Averages

Games Played	Minutes/ game	Points/ game	FG Pct	3FG Pct	FT Pct	Rebounds/ game	Assists/ game	Turnovers/ game	Assist/Turnover ratio	Steals/ game	Blocks/ game
7	11.9	1.7	28.6	25.0	75.0	2.0	0.9	0.6	1.5	0.4	0.0

PLAYER GAME-BY-GAME STATISTICS

3

EMMA LUCIO



Sophomore • Guard • 5-9 • Edinburg, Texas • Robert Vela HS

Lucio's Career and 2024-25 Game Highs

Career / Last	Category	2024-25 / Last
6 / November 9, 2024 vs UTRGV	Points	6 / November 9, 2024 vs UTRGV
3 / January 2, 2024 at East Carolina	Rebounds	2, 3x / November 29, 2024 vs Towson
2, 2x / January 14, 2024 vs Charlotte	Assists	1, 2x / November 29, 2024 vs Towson
1 / January 14, 2024 vs Charlotte	Steals	N/A
N/A	Blocks	N/A
2, 2x / November 29, 2024 vs Towson	FG Made	2, 2x / November 29, 2024 vs Towson
9 / January 2, 2024 at East Carolina	FG Attempted	4 / November 29, 2024 vs Towson
2 / November 9, 2024 vs UTRGV	3PT Made	2 / November 9, 2024 vs UTRGV
6 / January 2, 2024 at East Carolina	3PT Attempted	2, 4x / November 29, 2024 vs Towson
2 / January 14, 2024 vs Charlotte	FT Made	N/A
4 / January 2, 2024 at East Carolina	FT Attempted	N/A
21 / January 2, 2024 at East Carolina	Minutes	14 / November 29, 2024 vs Towson

2024-25 STATISTICS

#3 LUCIO, Emma

Opponent	Date	GS	MIN	Total		3-Pointers		Free throws		Rebounds				PF	A	TO	BLK	STL	PTS	AVG
				FG-FGA	PCT	3FG-3FGA	PCT	FT-FTA	PCT	OFF	DEF	TOT	AVG							
UTRGV	11/09/2024		10:16	2-2	1.000	2-2	1.000	0-0	.000	0	2	2	2.0	0	1	1	0	0	6	6.0
at New Mexico St.	11/14/2024		04:04	0-1	.000	0-0	.000	0-0	.000	0	0	0	1.0	0	0	0	0	0	0	3.0
at UTEP	11/16/2024		04:51	1-2	.500	1-2	.500	0-0	.000	0	2	2	1.3	0	0	1	0	0	3	3.0
A&M-Corpus Christi	11/20/2024		09:21	0-3	.000	0-2	.000	0-0	.000	0	0	0	1.0	1	0	0	0	0	0	2.3
vs UNC Greensboro	11/28/2024		00:15	0-0	.000	0-0	.000	0-0	.000	0	0	0	0.8	0	0	0	0	0	0	1.8
vs Towson	11/29/2024		14:23	2-4	.500	1-2	.500	0-0	.000	0	2	2	1.0	2	1	2	0	0	5	2.3
Totals		0	43:09	5-12	.417	4-8	.500	0-0	.000	0	6	6	1.0	3	2	4	0	0	14	2.3

Player Averages

Games Played	Minutes/game	Points/game	FG Pct	3FG Pct	FT Pct	Rebounds/game	Assists/game	Turnovers/game	Assist/Turnover ratio	Steals/game	Blocks/game
6	7.2	2.3	41.7	50.0	0.0	1.0	0.3	0.7	0.5	0.0	0.0

PLAYER GAME-BY-GAME STATISTICS

4

DAMARA ALLEN

Freshman • Guard • 5-10 • Aurora, Colo • Cherokee Trail HS



Hammonds' Career and 2024-25 Game Highs

Career / Last	Category	2024-25 / Last
9 / November 9, 2024 vs UTRGV	Points	9 / November 9, 2024 vs UTRGV
5 / November 9, 2024 vs UTRGV	Rebounds	5 / November 9, 2024 vs UTRGV
2 / November 7, 2024 at Texas A&M	Assists	2 / November 7, 2024 at Texas A&M
1, 4x / November 29, 2024 vs Towson	Steals	1, 4x / November 29, 2024 vs Towson
1 / November 9, 2024 vs UTRGV	Blocks	1 / November 9, 2024 vs UTRGV
3 / November 9, 2024 vs UTRGV	FG Made	3 / November 9, 2024 vs UTRGV
5 / November 9, 2024 vs UTRGV	FG Attempted	5 / November 9, 2024 vs UTRGV
1 / November 9, 2024 vs UTRGV	3PT Made	1 / November 9, 2024 vs UTRGV
3 / November 9, 2024 vs UTRGV	3PT Attempted	3 / November 9, 2024 vs UTRGV
2 / November 9, 2024 vs UTRGV	FT Made	2 / November 9, 2024 vs UTRGV
2 / November 9, 2024 vs UTRGV	FT Attempted	2 / November 9, 2024 vs UTRGV
27 / November 9, 2024 vs UTRGV	Minutes	27 / November 9, 2024 vs UTRGV

#4 ALLEN, Damara

2024-25 STATISTICS

Opponent	Date	GS	MIN	Total		3-Pointers		Free throws		Rebounds										
				FG-FGA	PCT	3FG-3FGA	PCT	FT-FTA	PCT	OFF	DEF	TOT	AVG	PF	A	TO	BLK	STL	PTS	AVG
at Texas A&M	11/07/2024		15:41	2-3	.667	1-1	1.000	0-0	.000	0	2	2	2.0	3	2	1	0	1	5	5.0
UTRGV	11/09/2024	*	27:26	3-5	.600	1-3	.333	2-2	1.000	0	5	5	3.5	3	1	2	1	1	9	7.0
at New Mexico St.	11/14/2024	*	17:59	0-1	.000	0-0	.000	0-0	.000	0	1	1	2.7	1	0	1	0	1	0	4.7
at UTEP	11/16/2024		03:41	0-1	.000	0-1	.000	0-0	.000	0	0	0	2.0	2	0	1	0	0	0	3.5
A&M-Corpus Christi	11/20/2024		02:33	0-1	.000	0-1	.000	0-0	.000	0	0	0	1.6	0	0	0	0	0	0	2.8
vs UNC Greensboro	11/28/2024		04:36	0-2	.000	0-1	.000	0-0	.000	1	0	1	1.5	1	0	0	0	0	0	2.3
vs Towson	11/29/2024		12:41	1-4	.250	0-1	.000	0-0	.000	1	2	3	1.7	2	1	1	0	1	2	2.3
Totals		2	84:36	6-17	.353	2-8	.250	2-2	1.000	2	10	12	1.7	12	4	6	1	4	16	2.3

Player Averages

Games Played	Minutes/game	Points/game	FG Pct	3FG Pct	FT Pct	Rebounds/game	Assists/game	Turnovers/game	Assist/Turnover ratio	Steals/game	Blocks/game
7	12.1	2.3	35.3	25.0	100.0	1.7	0.6	0.9	0.7	0.6	0.1

PLAYER GAME-BY-GAME STATISTICS

5

MIA HAMMONDS

Freshman • Guard • 6-3 • Cibolo, Texas • Steele HS



Hammonds' Career and 2024-25 Game Highs

Career / Last	Category	2024-25 / Last
3 / November 28, 2024 vs UNC Greensboro.....	Points	3 / November 28, 2024 vs UNC Greensboro
2, 2x / November 29, 2024 vs Towson.....	Rebounds	2, 2x / November 29, 2024 vs Towson
1 / November 20, 2024 vs Texas A&M-Corpus Christi.....	Assists	1 / November 20, 2024 vs Texas A&M-Corpus Christi
1, 2x / November 29, 2024 vs Towson.....	Steals	1, 2x / November 29, 2024 vs Towson
1 / November 20, 2024 vs Texas A&M-Corpus Christi.....	Blocks	1 / November 20, 2024 vs Texas A&M-Corpus Christi
1 / November 28, 2024 vs UNC Greensboro.....	FG Made	1 / November 28, 2024 vs UNC Greensboro
4 / November 28, 2024 vs UNC Greensboro.....	FG Attempted	4 / November 28, 2024 vs UNC Greensboro
1 / November 28, 2024 vs UNC Greensboro.....	3PT Made	1 / November 28, 2024 vs UNC Greensboro
3 / November 28, 2024 vs UNC Greensboro.....	3PT Attempted	3 / November 28, 2024 vs UNC Greensboro
N/A.....	FT Made	N/A
N/A.....	FT Attempted	N/A
11 / November 16, 2024 at UTEP.....	Minutes.....	11 / November 16, 2024 at UTEP

#5 HAMMONDS, Mia

2024-25 STATISTICS

Opponent	Date	GS	MIN	Total		3-Pointers		Free throws		Rebounds				PF	A	TO	BLK	STL	PTS	AVG
				FG-FGA	PCT	3FG-3FGA	PCT	FT-FTA	PCT	OFF	DEF	TOT	AVG							
at UTEP	11/16/2024		11:22	0-1	.000	0-0	.000	0-0	.000	0	2	2	2.0	0	0	0	0	1	0	0.0
A&M-Corpus Christi	11/20/2024		05:17	0-1	.000	0-1	.000	0-0	.000	0	0	0	1.0	0	1	1	1	0	0	0.0
vs UNC Greensboro	11/28/2024		10:44	1-4	.250	1-3	.333	0-0	.000	2	0	2	1.3	1	0	0	0	1	3	1.0
vs Towson	11/29/2024		08:07	0-2	.000	0-2	.000	0-0	.000	0	2	2	1.5	1	0	1	0	1	0	0.8
Totals		0	35:30	1-8	.125	1-6	.167	0-0	.000	2	4	6	1.5	2	1	2	1	3	3	0.8

Player Averages

Games Played	Minutes/ game	Points/ game	FG Pct	3FG Pct	FT Pct	Rebounds/ game	Assists/ game	Turnovers/ game	Assist/Turnover ratio	Steals/ game	Blocks/ game
4	8.9	0.8	12.5	16.7	0.0	1.5	0.3	0.5	0.5	0.8	0.3

PLAYER GAME-BY-GAME STATISTICS

7

NYAYONGAH GONY



Redshirt Senior • Forward • 6-4 • Lincoln, Neb. • Lincoln HS • Miami (FL) • Miss State

Gony's Career and 2024-25 Game Highs (* at Previous Schools)

Career / Last	Category	2024-25 / Last
13 / January 17, 2021 at Syracuse*	Points	7 / November 16, 2024 at UTEP
10 / November 29, 2023 vs Miami (FL)*	Rebounds	6 / November 16, 2024 at UTEP
3 / November 29, 2022 vs ULM*	Assists	1 / November 14, 2024 at New Mexico State
3 / November 7, 2024 at Texas A&M	Steals	3 / November 7, 2024 at Texas A&M
3 / November 29, 2023 vs Miami (FL)*	Blocks	2 / November 9, 2024 vs UTRGV
4 / January 17, 2021 at Syracuse*	FG Made	2 / November 16, 2024 at UTEP
9 / November 29, 2023 vs Miami (FL)*	FG Attempted	4 / November 7, 2024 at Texas A&M
3 / February 14, 2021 at Florida State*	3PT Made	1 / November 14, 2024 at New Mexico State
8 / February 14, 2021 at Florida State*	3PT Attempted	1, 3x / November 20, 2024 vs Texas A&M-Corpus Christi
4, 2x / November 9, 2024 vs UTRGV	FT Made	4 / November 9, 2024 vs UTRGV
4, 2x / November 9, 2024 vs UTRGV	FT Attempted	4, 2x / November 16, 2024 at UTEP
38 / November 29, 2023 vs Miami (FL)*	Minutes	25 / November 16, 2024 at UTEP

#7 GONY, Nyayongah

2024-25 STATISTICS

Opponent	Date	GS	MIN	Total		3-Pointers		Free throws		Rebounds				PF	A	TO	BLK	STL	PTS	AVG
				FG-FGA	PCT	3FG-3FGA	PCT	FT-FTA	PCT	OFF	DEF	TOT	AVG							
at Texas A&M	11/07/2024		16:54	0-4	.000	0-1	.000	0-0	.000	1	2	3	3.0	1	0	2	1	3	0	0.0
UTRGV	11/09/2024		12:24	1-2	.500	0-0	.000	4-4	1.000	1	2	3	3.0	1	0	2	2	0	6	3.0
at New Mexico St.	11/14/2024		11:19	1-2	.500	1-1	1.000	0-0	.000	1	2	3	3.0	2	1	2	1	0	3	3.0
at UTEP	11/16/2024		25:43	2-3	.667	0-0	.000	3-4	.750	3	3	6	3.8	1	0	1	0	0	7	4.0
A&M-Corpus Christi	11/20/2024		11:39	1-2	.500	0-1	.000	0-0	.000	3	0	3	3.6	3	0	2	0	0	2	3.6
vs UNC Greensboro	11/28/2024		09:20	1-2	.500	0-0	.000	0-0	.000	0	0	0	3.0	2	0	0	0	1	2	3.3
vs Towson	11/29/2024		05:38	0-1	.000	0-0	.000	0-0	.000	0	1	1	2.7	0	0	1	0	0	0	2.9
Totals		0	92:57	6-16	.375	1-3	.333	7-8	.875	9	10	19	2.7	10	1	10	4	4	20	2.9

Player Averages

Games Played	Minutes/ game	Points/ game	FG Pct	3FG Pct	FT Pct	Rebounds/ game	Assists/ game	Turnovers/ game	Assist/Turnover ratio	Steals/ game	Blocks/ game
7	13.3	2.9	37.5	33.3	87.5	2.7	0.1	1.4	0.1	0.6	0.6

PLAYER GAME-BY-GAME STATISTICS

8

NINA DE LEON NEGRON

Graduate Student • Guard • 5-6 • San Juan, Puerto Rico • Montverde Academy • Austin Peay • UIW



De Leon Negrón's Career and 2024-25 Game Highs (* at Previous Schools)

Career / Last	Category	2024-25 / Last
28 / March 2, 2024 vs New Orleans*	Points	16 / November 20, 2024 vs Texas A&M-Corpus Christi
13 / February 23, 2023 vs Northwestern State*	Rebounds	6 / November 28, 2024 vs UNC Greensboro
9, 2x / March 1, 2023 vs Northwestern State*	Assists	8, 2x / November 29, 2024 vs Towson
5, 5x / November 27, 2023 at Prairie View A&M*	Steals	4 / November 29, 2024 vs Towson
2 / December 21, 2022 at SMU*	Blocks	N/A
10 / March 2, 2024 vs New Orleans*	FG Made	6 / November 29, 2024 vs Towson
18 / March 12, 2024 vs A&M-Commerce *	FG Attempted	10 / November 16, 2024 at UTEP
4, 2x / November 14, 2024 at New Mexico State	3PT Made	4 / November 14, 2024 at New Mexico State
10 / November 20, 2022 vs Texas Lutheran*	3PT Attempted	3 / November 20, 2024 vs Texas A&M-Corpus Christi
8, 2x / February 29, 2024 vs Southeastern Louisiana*	FT Made	3, 2x / November 28, 2024 vs UNC Greensboro
12 / December 15, 2022 vs UTSA*	FT Attempted	4, 2x / November 28, 2024 vs UNC Greensboro
44 / March 2, 2024 vs New Orleans*	Minutes	37 / November 16, 2024 at UTEP

#8 DE LEON NEGRON, Nina

2024-25 STATISTICS

Opponent	Date	GS	MIN	Total		3-Pointers		Free throws		Rebounds				Points							
				FG-FGA	PCT	3FG-3FGA	PCT	FT-FTA	PCT	OFF	DEF	TOT	AVG	PF	A	TO	BLK	STL	PTS	AVG	
at Texas A&M	11/07/2024	*	19:35	2-7	.286	0-2	.000	0-1	.000	0	1	1	1.0	1	1	2	0	0	4	4.0	
at New Mexico St.	11/14/2024		25:39	5-9	.556	4-5	.800	0-0	.000	2	1	3	2.0	3	3	3	0	1	14	9.0	
at UTEP	11/16/2024	*	37:13	5-10	.500	1-2	.500	2-2	1.000	1	0	1	1.7	1	8	3	0	0	13	10.3	
A&M-Corpus Christi	11/20/2024	*	24:42	5-8	.625	3-6	.500	3-4	.750	0	3	3	2.0	2	3	1	0	2	16	11.8	
vs UNC Greensboro	11/28/2024	*	31:55	1-9	.111	0-3	.000	3-4	.750	1	5	6	2.8	1	4	0	0	1	5	10.4	
vs Towson	11/29/2024	*	28:51	6-7	.857	2-2	1.000	0-0	.000	1	4	5	3.2	0	8	0	0	4	14	11.0	
Totals		5	167:56	24-50	.480	10-20	.500	8-11	.727	5	14	19	3.2	8	27	9	0	8	66	11.0	

Player Averages

Games Played	Minutes/game	Points/game	FG Pct	3FG Pct	FT Pct	Rebounds/game	Assists/game	Turnovers/game	Assist/Turnover ratio	Steals/game	Blocks/game
6	28.0	11.0	48.0	50.0	72.7	3.2	4.5	1.5	3.0	1.3	0.0

PLAYER GAME-BY-GAME STATISTICS

11

SIDNEY LOVE

Junior • Guard • 5-8 • Cibolo, Texas. • Steele HS



Love's Career and 2024-25 Game Highs

Career / Last	Category	2024-25 / Last
26 / November 18, 2023 at UT Arlington	Points	21 / November 9, 2024 vs UTRGV
10 / January 21, 2023 at FIU	Rebounds	5, 2x / November 9, 2024 vs UTRGV
11 / November 9, 2024 vs UTRGV	Assists	11 / November 9, 2024 vs UTRGV
5 / November 9, 2024 vs UTRGV	Steals	5 / November 9, 2024 vs UTRGV
1, 9x / November 28, 2024 vs UNC Greensboro	Blocks	1 / November 28, 2024 vs UNC Greensboro
9 / December 31, 2022 vs UAB	FG Made	8 / November 9, 2024 vs UTRGV
18 / January 6, 2024 vs Wichita State	FG Attempted	13 / November 9, 2024 vs UTRGV
5 / December 31, 2022 vs UAB	3PT Made	3 / November 9, 2024 vs UTRGV
9 / December 31, 2022 vs UAB	3PT Attempted	6, 2x / November 28, 2024 vs UNC Greensboro
13 / November 18, 2023 at UT Arlington	FT Made	4 / November 7, 2024 at Texas A&M
15 / November 18, 2023 at UT Arlington	FT Attempted	8 / November 7, 2024 at Texas A&M
38, 2x / March 24, 2024 at Wyoming	Minutes	36 / November 9, 2024 vs UTRGV

#11 LOVE, Sidney

2024-25 STATISTICS

Opponent	Date	GS	MIN	Total		3-Pointers		Free throws		Rebounds				PF	A	TO	BLK	STL	PTS	AVG
				FG-FGA	PCT	3FG-3FGA	PCT	FT-FTA	PCT	OFF	DEF	TOT	AVG							
at Texas A&M	11/07/2024	*	35:03	3-10	.300	0-2	.000	4-8	.500	2	3	5	5.0	3	1	4	0	2	10	10.0
UTRGV	11/09/2024	*	36:60	8-13	.615	3-6	.500	2-2	1.000	2	3	5	5.0	1	11	2	0	5	21	15.5
at New Mexico St.	11/14/2024	*	32:25	3-11	.273	0-3	.000	2-2	1.000	0	4	4	4.7	0	7	3	0	1	8	13.0
at UTEP	11/16/2024	*	24:56	1-1	1.000	1-1	1.000	0-0	.000	0	2	2	4.0	3	3	2	0	0	3	10.5
A&M-Corpus Christi	11/20/2024	*	26:20	4-12	.333	0-5	.000	0-0	.000	2	1	3	3.8	2	2	2	0	2	8	10.0
vs UNC Greensboro	11/28/2024	*	34:44	3-12	.250	1-6	.167	0-0	.000	2	2	4	3.8	1	5	2	1	0	7	9.5
vs Towson	11/29/2024	*	24:28	1-5	.200	1-1	1.000	2-2	1.000	1	0	1	3.4	0	5	0	0	2	5	8.9
Totals			7	214:55	.359	6-24	.250	10-14	.714	9	15	24	3.4	10	34	15	1	12	62	8.9

Player Averages

Games Played	Minutes/game	Points/game	FG Pct	3FG Pct	FT Pct	Rebounds/game	Assists/game	Turnovers/game	Assist/Turnover ratio	Steals/game	Blocks/game
7	30.7	8.9	35.9	25.0	71.4	3.4	4.9	2.1	2.3	1.7	0.1

PLAYER GAME-BY-GAME STATISTICS

12

AYSIA PROCTOR

Sophomore • Guard • 5-8 • Schertz, Texas • Samuel Clemens HS



Proctors' Career and 2024-25 Game Highs

Career / Last	Category	2024-25 / Last
20 / December 17, 2023 at Oregon.....	Points	N/A
13 / January 14, 2024 vs Charlotte	Rebounds	N/A
5 / January 26, 2024 at SMU	Assists	N/A
3 / January 16, 2024 vs South Florida.....	Steals	N/A
2 / January 6, 2024 vs Wichita State	Blocks	N/A
9, 2x / December 17, 2023 at Oregon	FG Made	N/A
21 / December 17, 2023 at Oregon.....	FG Attempted	N/A
5 / January 14, 2024 vs Charlotte.....	3PT Made	N/A
9 / February 18, 2024 at North Texas	3PT Attempted	N/A
3, 2x / February 25, 2024 vs Florida Atlantic.....	FT Made	N/A
4, 2x / February 25, 2024 vs Florida Atlantic.....	FT Attempted	N/A
38 / January 14, 2024 vs Charlotte	Minutes	N/A

HAS YET TO APPEAR IN THE 2024-25 SEASON

PLAYER GAME-BY-GAME STATISTICS

13

TAYLOR ROSS

Freshman • Forward • 6-1 • San Antonio, Texas • Brennan HS



Ross' Career and 2024-25 Game Highs

Career / Last	Category	2024-25 / Last
7 / November 29, 2024 vs Towson	Points	7 / November 29, 2024 vs Towson
4 / November 20, 2024 vs Texas A&M-Corpus Christi	Rebounds	4 / November 20, 2024 vs Texas A&M-Corpus Christi
N/A	Assists	N/A
1 / November 29, 2024 vs Towson	Steals	1 / November 29, 2024 vs Towson
N/A	Blocks	N/A
2 / November 29, 2024 vs Towson	FG Made	2 / November 29, 2024 vs Towson
3 / November 29, 2024 vs Towson	FG Attempted	3 / November 29, 2024 vs Towson
1 / November 29, 2024 vs Towson	3PT Made	1 / November 29, 2024 vs Towson
2 / November 29, 2024 vs Towson	3PT Attempted	2 / November 29, 2024 vs Towson
2 / November 29, 2024 vs Towson	FT Made	2 / November 29, 2024 vs Towson
3 / November 29, 2024 vs Towson	FT Attempted	3 / November 29, 2024 vs Towson
10 / November 29, 2024 vs Towson	Minutes	10 / November 29, 2024 vs Towson

#13 ROSS, Taylor

2024-25 STATISTICS

Opponent	Date	GS	MIN	Total		3-Pointers		Free throws		Rebounds				PF	A	TO	BLK	STL	PTS	AVG
				FG-FGA	PCT	3FG-3FGA	PCT	FT-FTA	PCT	OFF	DEF	TOT	AVG							
at Texas A&M	11/07/2024		02:26	0-0	.000	0-0	.000	0-0	.000	0	0	0	0.0	1	0	1	0	0	0	0.0
A&M-Corpus Christi	11/20/2024		05:52	0-2	.000	0-0	.000	0-0	.000	2	2	4	2.0	1	0	1	0	0	0	0.0
vs UNC Greensboro	11/28/2024		05:37	1-1	1.000	0-0	.000	0-0	.000	1	1	2	2.0	2	0	1	0	0	2	0.7
vs Towson	11/29/2024		10:54	2-3	.667	1-2	.500	2-3	.667	2	1	3	2.3	1	0	1	0	1	7	2.3
Totals		0	24:49	3-6	.500	1-2	.500	2-3	.667	5	4	9	2.3	5	0	4	0	1	9	2.3

Player Averages

Games Played	Minutes/game	Points/game	FG Pct	3FG Pct	FT Pct	Rebounds/game	Assists/game	Turnovers/game	Assist/Turnover ratio	Steals/game	Blocks/game
4	6.2	2.3	50.0	50.0	66.7	2.3	0.0	1.0	0.0	0.3	0.0

PLAYER GAME-BY-GAME STATISTICS

20

MAYA LINTON



Junior • Forward • 6-0 • Duncanville, Texas • Duncanville HS

Linton's Career and 2024-25 Game Highs

Career / Last	Category	2024-25 / Last
15 / November 18, 2023 at UT Arlington	Points	12 / November 16, 2024 at UTEP
10 / November 18, 2023 at UT Arlington	Rebounds	8 / November 20, 2024 vs Texas A&M-Corpus Christi
3 / November 28, 2024 vs UNC Greensboro	Assists	3 / November 28, 2024 vs UNC Greensboro
3, 3x / November 20, 2024 vs Texas A&M-Corpus Christi	Steals	3 / November 20, 2024 vs Texas A&M-Corpus Christi
2 / March 10, 2023 vs Western Kentucky	Blocks	1, 3x / November 28, 2024 vs UNC Greensboro
6 / November 18, 2023 at UT Arlington	FG Made	5 / November 16, 2024 at UTEP
11 / November 18, 2023 at UT Arlington	FG Attempted	9 / November 14, 2024 at New Mexico State
2, 3x / November 28, 2024 vs UNC Greensboro	3PT Made	2, 2x / November 28, 2024 vs UNC Greensboro
4, 2x / November 28, 2024 vs UNC Greensboro	3PT Attempted	4, 2x / November 28, 2024 vs UNC Greensboro
5 / November 28, 2024 vs UNC Greensboro	FT Made	5 / November 28, 2024 vs UNC Greensboro
8 / November 24, 2023 at Sam Houston	FT Attempted	6 / November 28, 2024 vs UNC Greensboro
28 / November 28, 2024 vs UNC Greensboro	Minutes	28 / November 28, 2024 vs UNC Greensboro

#20 LINTON, Maya

2024-25 STATISTICS

Opponent	Date	GS	MIN	Total		3-Pointers		Free throws		Rebounds											
				FG-FGA	PCT	3FG-3FGA	PCT	FT-FTA	PCT	OFF	DEF	TOT	AVG	PF	A	TO	BLK	STL	PTS	AVG	
at Texas A&M	11/07/2024	*	13:48	1-3	.333	1-3	.333	0-0	.000	0	1	1	1.0	5	0	0	0	2	3	3.0	
UTRGV	11/09/2024		12:18	0-0	.000	0-0	.000	0-0	.000	0	0	0	0.5	1	0	2	0	1	0	1.5	
at New Mexico St.	11/14/2024		16:44	3-9	.333	1-4	.250	0-1	.000	2	1	3	1.3	4	0	2	0	0	7	3.3	
at UTEP	11/16/2024	*	26:46	5-8	.625	2-3	.667	0-0	.000	1	0	1	1.3	4	2	1	1	1	12	5.5	
A&M-Corpus Christi	11/20/2024	*	23:27	1-4	.250	0-3	.000	1-2	.500	4	4	8	2.6	3	2	2	1	3	3	5.0	
vs UNC Greensboro	11/28/2024	*	28:35	2-5	.400	2-4	.500	5-6	.833	1	2	3	2.7	1	3	6	1	2	11	6.0	
vs Towson	11/29/2024	*	16:42	1-4	.250	0-3	.000	0-0	.000	0	1	1	2.4	1	2	4	0	1	2	5.4	
Totals		5	138:21	13-33	.394	6-20	.300	6-9	.667	8	9	17	2.4	19	9	17	3	10	38	5.4	

Player Averages


Games Played	Minutes/ game	Points/ game	FG Pct	3FG Pct	FT Pct	Rebounds/ game	Assists/ game	Turnovers/ game	Assist/Turnover ratio	Steals/ game	Blocks/ game
7	19.8	5.4	39.4	30.0	66.7	2.4	1.3	2.4	0.5	1.4	0.4

PLAYER GAME-BY-GAME STATISTICS

21

CHEYENNE ROWE

Junior • Forward • 6-2 • Ajax, Ontario, Canada • Bill Crothers Secondary School • James Madison



Rowe's Career and 2024-25 Game Highs (* at James Madison)

Career / Last	Category	2024-25 / Last
11 / December 4, 2022 vs UMES*	Points	10 / November 29, 2024 vs Towson
9 / November 6, 2023 at Arizona State	Rebounds	6 / November 20, 2024 vs Texas A&M-Corpus Christi
1, 8x / November 29, 2024 vs Towson	Assists	1 / November 29, 2024 vs Towson
1, 7x / March 21, 2024 vs Northern Colorado	Steals	N/A
2, 2x / December 17, 2022 at Hampton*	Blocks	1 / November 9, 2024 vs UTRGV
5, 2x / November 29, 2024 vs Towson	FG Made	5 / November 29, 2024 vs Towson
9 / November 29, 2024 vs Towson	FG Attempted	9 / November 29, 2024 vs Towson
1 / February 11, 2024 vs UAB	3PT Made	N/A
2 / November 29, 2024 vs Towson	3PT Attempted	2 / November 29, 2024 vs Towson
4 / February 28, 2024 at Memphis	FT Made	2, 2x / November 28, 2024 vs UNC Greensboro
4, 4x / February 28, 2024 at Memphis	FT Attempted	2, 4x / November 28, 2024 vs UNC Greensboro
17, 3x / December 3, 2023 vs UTEP	Minutes	16 / November 29, 2024 vs Towson

#21 ROWE, Cheyenne

2024-25 STATISTICS

Opponent	Date	GS	MIN	Total		3-Pointers		Free throws		Rebounds				PF	A	TO	BLK	STL	PTS	AVG
				FG-FGA	PCT	3FG-3FGA	PCT	FT-FTA	PCT	OFF	DEF	TOT	AVG							
at Texas A&M	11/07/2024		07:17	0-4	.000	0-1	.000	1-2	.500	0	1	1	1.0	2	0	2	0	0	1	1.0
UTRGV	11/09/2024		09:26	0-2	.000	0-0	.000	0-0	.000	0	1	1	1.0	1	0	0	1	0	0	0.5
at New Mexico St.	11/14/2024		14:44	1-1	1.000	0-0	.000	0-0	.000	1	1	2	1.3	0	0	0	0	0	2	1.0
at UTEP	11/16/2024		09:25	0-1	.000	0-0	.000	2-2	1.000	0	2	2	1.5	2	0	0	0	0	2	1.3
A&M-Corpus Christi	11/20/2024		08:56	1-4	.250	0-1	.000	1-2	.500	3	3	6	2.4	2	0	1	0	0	3	1.6
vs UNC Greensboro	11/28/2024		10:24	3-5	.600	0-0	.000	2-2	1.000	3	2	5	2.8	3	0	0	0	0	8	2.7
vs Towson	11/29/2024		16:33	5-9	.556	0-2	.000	0-0	.000	1	2	3	2.9	1	1	1	0	0	10	3.7
Totals		0	76:45	10-26	.385	0-4	.000	6-8	.750	8	12	20	2.9	11	1	4	1	0	26	3.7

Player Averages

Games Played	Minutes/ game	Points/ game	FG Pct	3FG Pct	FT Pct	Rebounds/ game	Assists/ game	Turnovers/ game	Assist/Turnover ratio	Steals/ game	Blocks/ game
7	11.0	3.7	38.5	0.0	75.0	2.9	0.1	0.6	0.3	0.0	0.1

PLAYER GAME-BY-GAME STATISTICS

25

IDARA UDO

Sophomore • Forward • 6-1 • Plano, Texas • Plano East HS



Udo's Career and 2024-25 Game Highs

Career / Last	Category	2024-25 / Last
26 / January 14, 2024 vs Charlotte	Points	11 / November 14, 2024 at New Mexico State
13 / February 25, 2024 vs Florida Atlantic	Rebounds	10 / November 20, 2024 vs Texas A&M-Corpus Christi
4 / January 10, 2024 at Florida Atlantic	Assists	1, 4x / November 29, 2024 vs Towson
2, 3x / March 21, 2024 vs Northern Colorado	Steals	1, 4x / November 29, 2024 vs Towson
4 / November 30, 2023 vs Texas State	Blocks	1, 4x / November 28, 2024 vs UNC Greensboro
9 / January 14, 2024 vs Charlotte	FG Made	4 / November 14, 2024 at New Mexico State
13 / January 14, 2024 vs Charlotte	FG Attempted	10, 2x / November 28, 2024 vs UNC Greensboro
1 / November 14, 2024 at New Mexico State	3PT Made	1 / November 14, 2024 at New Mexico State
1, 4x / November 28, 2024 vs UNC Greensboro	3PT Attempted	1, 4x / November 28, 2024 vs UNC Greensboro
8 / January 14, 2024 vs Charlotte	FT Made	4 / November 28, 2024 vs UNC Greensboro
10 / January 14, 2024 vs Charlotte	FT Attempted	4 / November 28, 2024 vs UNC Greensboro
36 / January 14, 2024 vs Charlotte	Minutes	24 / November 9, 2024 vs UTRGV

#25 UDO, Idara

2024-25 STATISTICS

Opponent	Date	GS	MIN	Total		3-Pointers		Free throws		Rebounds										
				FG-FGA	PCT	3FG-3FGA	PCT	FT-FTA	PCT	OFF	DEF	TOT	AVG	PF	A	TO	BLK	STL	PTS	AVG
at Texas A&M	11/07/2024	*	20:53	1-4	.250	0-0	.000	0-0	.000	3	4	7	7.0	4	1	1	1	0	2	2.0
UTRGV	11/09/2024	*	24:52	2-6	.333	0-1	.000	0-2	.000	1	1	2	4.5	5	1	4	1	0	4	3.0
at New Mexico St.	11/14/2024	*	21:19	4-5	.800	1-1	1.000	2-2	1.000	3	1	4	4.3	2	0	2	0	1	11	5.7
at UTEP	11/16/2024	*	17:46	3-7	.429	0-1	.000	0-0	.000	2	1	3	4.0	4	0	6	1	1	6	5.8
A&M-Corpus Christi	11/20/2024	*	20:06	3-10	.300	0-0	.000	1-2	.500	9	1	10	5.2	3	1	3	0	1	7	6.0
vs UNC Greensboro	11/28/2024	*	24:10	3-10	.300	0-1	.000	4-4	1.000	3	4	7	5.5	2	0	2	1	0	10	6.7
vs Towson	11/29/2024	*	20:52	3-9	.333	0-0	.000	0-0	.000	3	3	6	5.6	1	1	0	0	1	6	6.6
Totals		7	149:58	19-51	.373	1-4	.250	7-10	.700	24	15	39	5.6	21	4	18	4	4	46	6.6

Player Averages

Games Played	Minutes/game	Points/game	FG Pct	3FG Pct	FT Pct	Rebounds/game	Assists/game	Turnovers/game	Assist/Turnover ratio	Steals/game	Blocks/game
7	21.4	6.6	37.3	25.0	70.0	5.6	0.6	2.6	0.2	0.6	0.6

PLAYER GAME-BY-GAME STATISTICS

32

JORDYN JENKINS

Redshirt Senior • Forward • 6-0 • Renton, Washington • Kentridge HS • Southern California



Jenkins' Career and 2023-24 Game Highs (* at USC)

Career / Last	Category	2023-24 / Last
40 / February 20, 2023 at North Texas	Points	30 / November 16, 2024 at UTEP
16 / January 4, 2023 vs Middle Tennessee	Rebounds	12 / November 16, 2024 at UTEP
5 / January 16, 2022 vs Washington*	Assists	2, 2x / November 20, 2024 vs Texas A&M-Corpus Christi
5 / November 20, 2024 vs Texas A&M-Corpus Christi	Steals	5 / November 20, 2024 vs Texas A&M-Corpus Christi
4, 2x / November 20, 2024 vs Texas A&M-Corpus Christi	Blocks	4 / November 20, 2024 vs Texas A&M-Corpus Christi
15 / January 11, 2023 vs UTEP	FG Made	10 / November 16, 2024 at UTEP
22 / January 11, 2023 vs UTEP	FG Attempted	15, 2x / November 20, 2024 vs Texas A&M-Corpus Christi
3, 4x / February 20, 2023 at North Texas	3PT Made	2 / November 29, 2024 vs Towson
6 / March 8, 2023 vs Florida Atlantic	3PT Attempted	2, 5x / November 29, 2024 vs Towson
13 / February 20, 2023 at North Texas	FT Made	10 / November 16, 2024 at UTEP
16 / February 20, 2023 at North Texas	FT Attempted	12, 2x / November 16, 2024 at UTEP
39 / February 20, 2023 at North Texas	Minutes	35 / November 7, 2024 at Texas A&M

#32 JENKINS, Jordyn

2024-25 STATISTICS

Opponent	Date	GS	MIN	Total		3-Pointers		Free throws		Rebounds				Pf	A	TO	BLK	STL	PTS	AVG
at Texas A&M	11/07/2024	*	35:29	7-15	.467	0-2	.000	4-6	.667	6	5	11	11.0	2	1	1	1	0	18	18.0
UTRGV	11/09/2024	*	33:14	5-12	.417	0-1	.000	9-12	.750	2	2	4	7.5	0	0	2	2	2	19	18.5
at New Mexico St.	11/14/2024	*	31:45	9-14	.643	1-2	.500	8-8	1.000	3	8	11	8.7	4	0	2	0	1	27	21.3
at UTEP	11/16/2024	*	25:03	10-13	.769	0-2	.000	10-12	.833	2	10	12	9.5	2	2	2	1	0	30	23.5
A&M-Corpus Christi	11/20/2024	*	31:02	6-15	.400	0-2	.000	4-5	.800	2	5	7	9.0	4	2	5	4	5	16	22.0
vs UNC Greensboro	11/28/2024	*	27:49	5-11	.455	1-1	1.000	3-4	.750	2	7	9	9.0	2	0	2	2	1	14	20.7
vs Towson	11/29/2024	*	19:02	7-12	.583	2-2	1.000	2-2	1.000	0	2	2	8.0	1	0	0	1	2	18	20.3
Totals		7	203:24	49-92	.533	4-12	.333	40-49	.816	17	39	56	8.0	15	5	14	11	11	142	20.3

Player Averages

Games Played	Minutes/game	Points/game	FG Pct	3FG Pct	FT Pct	Rebounds/game	Assists/game	Turnovers/game	Assist/Turnover ratio	Steals/game	Blocks/game
7	29.1	20.3	53.3	33.3	81.6	8.0	0.7	2.0	0.4	1.6	1.6

PLAYER GAME-BY-GAME STATISTICS

33

EMILIA DANNEBAUER

Freshman • Forward / Center • 6-4 • Berlin, Germany • Sportgymnasium Chemnit



Dannebauer's Career and 2024-25 Game Highs

Career / Last	Category	2024-25 / Last
N/A	Points	N/A
2 / November 20, 2024 vs Texas A&M-Corpus Christi	Rebounds	2 / November 20, 2024 vs Texas A&M-Corpus Christi
N/A	Assists	N/A
N/A	Steals	N/A
N/A	Blocks	N/A
N/A	FG Made	N/A
2 / November 29, 2024 vs Towson	FG Attempted	2 / November 29, 2024 vs Towson
N/A	3PT Made	N/A
N/A	3PT Attempted	N/A
4 / November 29, 2024 vs Towson	FT Made	N/A
N/A	FT Attempted	4 / November 29, 2024 vs Towson
5 / November 29, 2024 vs Towson	Minutes	5 / November 29, 2024 vs Towson

#33 DANNEBAUER, Emilia

2024-25 STATISTICS

Opponent	Date	GS		MIN	Total		3-Pointers		Free throws		Rebounds				PF		A	TO	BLK	STL	PTS	AVG
					FG-FGA	PCT	3FG-3FGA	PCT	FT-FTA	PCT	OFF	DEF	TOT	AVG								
A&M-Corpus Christi	11/20/2024			02:25	0-0	.000	0-0	.000	0-0	.000	1	1	2	2.0	0	0	1	0	0	0	0	0.0
vs Towson	11/29/2024			05:57	0-2	.000	0-0	.000	0-4	.000	0	0	0	1.0	0	0	0	0	0	0	0	0.0
Totals		0		08:22	0-2	.000	0-0	.000	0-4	.000	1	1	2	1.0	0	0	1	0	0	0	0	0.0

Player Averages

Games Played	Minutes/ game	Points/ game	FG Pct	3FG Pct	FT Pct	Rebounds/ game	Assists/ game	Turnovers/ game	Assist/Turnover ratio	Steals/ game	Blocks/ game
2	4.2	0.0	0.0	0.0	0.0	1.0	0.0	0.5	0.0	0.0	0.0

2024-25 ROADRUNNER WOMEN'S BASKETBALL STATS



PLAYER SEASON / CAREER STATISTICS



Summary

Player	Season Statistics										Career Statistics									
	GP-GS	MIN/G	FG%	3FG%	FT%	R/G	A/G	STL	BLK	PTS/G	GP-GS	MIN/G	FG%	3FG%	FT%	R/G	A/G	STL	BLK	PTS/G
ALLEN, Damara	7-2	12.1	.353	.250	1.000	1.7	0.6	4	1	2.3	7-2	12.1	.353	.250	1.000	1.7	0.6	4	1	2.3
DANNEBAUER, Emilia	2-0	4.2	.000	.000	.000	1.0	0.0	0	0	0.0	2-0	4.2	.000	.000	.000	1.0	0.0	0	0	0.0
DE LEON NEGRON, Nina	6-5	28.0	.480	.500	.727	3.2	4.5	8	0	11.0	119-97	28.6	.409	.335	.702	4.3	3.2	164	14	8.3
GONY, Nyayongah	7-0	13.3	.375	.333	.875	2.7	0.1	4	4	2.9	56-2	9.9	.371	.314	.724	1.5	0.3	17	13	2.4
GUTTADAURO, Siena	5-0	15.2	.350	.267	.500	1.0	1.4	1	0	3.8	58-3	11.6	.300	.301	.611	1.2	0.8	12	2	2.8
HAMMONDS, Mia	4-0	8.9	.125	.167	.000	1.5	0.3	3	1	0.8	4-0	8.9	.125	.167	.000	1.5	0.3	3	1	0.8
JENKINS, Jordyn	7-7	29.1	.533	.333	.816	8.0	0.7	11	11	20.3	92-75	25.6	.501	.345	.785	6.7	1.1	103	91	16.1
LINTON, Maya	7-5	19.8	.394	.300	.667	2.4	1.3	10	3	5.4	64-16	15.7	.392	.281	.597	3.5	0.5	51	13	2.8
LOVE, Sidney	7-7	30.7	.359	.250	.714	3.4	4.9	12	1	8.9	69-63	30.0	.386	.275	.806	3.7	3.0	92	10	9.7
LUCIO, Emma	6-0	7.2	.417	.500	.000	1.0	0.3	0	0	2.3	19-0	7.5	.263	.250	.375	0.9	0.5	1	0	1.5
PARKER, Alexis	7-2	11.9	.286	.250	.750	2.0	0.9	3	0	1.7	51-6	11.1	.317	.195	.462	1.3	0.6	19	5	1.8
ROSS, Taylor	4-0	6.2	.500	.500	.667	2.3	0.0	1	0	2.3	4-0	6.2	.500	.500	.667	2.3	0.0	1	0	2.3
ROWE, Cheyenne	7-0	11.0	.385	.000	.750	2.9	0.1	0	1	3.7	53-0	9.2	.495	.125	.644	2.5	0.2	7	7	2.5
UDO, Idara	7-7	21.4	.373	.250	.700	5.6	0.6	4	4	6.6	40-29	21.2	.443	.250	.576	5.9	0.8	19	29	7.3

Scoring

Player	Season Statistics										Career Statistics									
	FG-FGA	FG%	3FG-3FGA	3FG%	FT-FTA	FT%	PTS	PTS/G			FG-FGA	FG%	3FG-3FGA	3FG%	FT-FTA	FT%	PTS	PTS/G		
ALLEN, Damara	6-17	.353	2-8	.250	2-2	1.000	16	2.3			6-17	.353	2-8	.250	2-2	1.000	16	2.3		
DANNEBAUER, Emilia	0-2	.000	0-0	.000	0-4	.000	0	0.0			0-2	.000	0-0	.000	0-4	.000	0	0.0		
DE LEON NEGRON, Nina	24-50	.480	10-20	.500	8-11	.727	66	11.0			347-848	.409	111-331	.335	186-265	.702	991	8.3		
GONY, Nyayongah	6-16	.375	1-3	.333	7-8	.875	20	2.9			46-124	.371	22-70	.314	21-29	.724	135	2.4		
GUTTADAURO, Siena	7-20	.350	4-15	.267	1-2	.500	19	3.8			54-180	.300	44-146	.301	11-18	.611	163	2.8		
HAMMONDS, Mia	1-8	.125	1-6	.167	0-0	.000	3	0.8			1-8	.125	1-6	.167	0-0	.000	3	0.8		
JENKINS, Jordyn	49-92	.533	4-12	.333	40-49	.816	142	20.3			530-1058	.501	49-142	.345	375-478	.785	1484	16.1		
LINTON, Maya	13-33	.394	6-20	.300	6-9	.667	38	5.4			65-166	.392	9-32	.281	40-67	.597	179	2.8		
LOVE, Sidney	23-64	.359	6-24	.250	10-14	.714	62	8.9			245-634	.386	56-204	.275	125-155	.806	671	9.7		
LUCIO, Emma	5-12	.417	4-8	.500	0-0	.000	14	2.3			10-38	.263	6-24	.250	3-8	.375	29	1.5		
PARKER, Alexis	4-14	.286	1-4	.250	3-4	.750	12	1.7			32-101	.317	8-41	.195	18-39	.462	90	1.8		
ROSS, Taylor	3-6	.500	1-2	.500	2-3	.667	9	2.3			3-6	.500	1-2	.500	2-3	.667	9	2.3		
ROWE, Cheyenne	10-26	.385	0-4	.000	6-8	.750	26	3.7			51-103	.495	1-8	.125	29-45	.644	132	2.5		
UDO, Idara	19-51	.373	1-4	.250	7-10	.700	46	6.6			116-262	.443	1-4	.250	57-99	.576	290	7.3		

Totals

Player	Season Statistics										Career Statistics									
	O-REB	D-REB	TOTAL	PF	FO	A	TO	A/TO			O-REB	D-REB	TOTAL	PF	FO	A	TO	A/TO		
ALLEN, Damara	2	10	12	12	0	4	6	0.7			2	10	12	12	0	4	6	0.7		
DANNEBAUER, Emilia	1	1	2	0	0	0	1	0.0			1	1	2	0	0	0	1	0.0		
DE LEON NEGRON, Nina	5	14	19	8	0	27	9	3.0			129	385	514	192	1	379	230	1.6		
GONY, Nyayongah	9	10	19	10	0	1	10	0.1			31	54	85	45	0	18	50	0.4		
GUTTADAURO, Siena	3	2	5	3	0	7	4	1.8			21	48	69	24	0	44	42	1.0		
HAMMONDS, Mia	2	4	6	2	0	1	2	0.5			2	4	6	2	0	1	2	0.5		
JENKINS, Jordyn	17	39	56	15	0	5	14	0.4			192	421	613	230	10	102	212	0.5		
LINTON, Maya	8	9	17	19	1	9	17	0.5			98	125	223	168	5	30	75	0.4		
LOVE, Sidney	9	15	24	10	0	34	15	2.3			60	192	252	172	1	207	191	1.1		
LUCIO, Emma	0	6	6	3	0	2	4	0.5			2	15	17	14	0	9	18	0.5		
PARKER, Alexis	4	10	14	6	0	6	4	1.5			21	44	65	46	0	33	34	1.0		
ROSS, Taylor	5	4	9	5	0	0	4	0.0			5	4	9	5	0	0	4	0.0		
ROWE, Cheyenne	8	12	20	11	0	1	4	0.3			71	61	132	63	1	9	21	0.4		
UDO, Idara	24	15	39	21	1	4	18	0.2			138	96	234	114	4	30	73	0.4		

2024-25 ROADRUNNER WOMEN'S BASKETBALL STATS



TEAM AND OPPONENTS STATISTICS



	UTSA	OPP
Scoring	473	394
Points per game	67.6	56.3
Scoring margin	+11.3	-
Field goals-att	170-411	141-357
Field goal pct	.414	.395
3 point fg-att	41-130	44-121
3-point FG pct	.315	.364
3-pt FG made per game	5.9	6.3
Free throws-att	92-124	68-109
Free throw pct	.742	.624
F-Throws made per game	13.1	9.7
Rebounds	258	191
Rebounds per game	36.9	27.3
Rebounding margin	+9.6	-
Assists	101	66
Assists per game	14.4	9.4
Turnovers	115	128
Turnovers per game	16.4	18.3
Turnover margin	+1.9	-
Assist/turnover ratio	0.9	0.5
Steals	61	42
Steals per game	8.7	6.0
Blocks	26	25
Blocks per game	3.7	3.6
Winning streak	6	-
Home win streak	2	-
Attendance	1482	9360
Home games-Avg/Game	2-741	3-3120
Neutral site-Avg/Game	-	2-100

Score by Periods

Team	1st	2nd	3rd	4th	OT	TOT
UTSA	127	103	124	119	0	473
Opponents	99	109	86	100	0	394

2024-25 ROADRUNNER WOMEN'S BASKETBALL STATS



INDIVIDUAL GAME HIGHS



POINTS	30		Jordyn Jenkins at UTEP (11/16/2024)
	27		Jordyn Jenkins at New Mexico St. (11/14/2024)
	21		Sidney Love vs UTRGV (11/09/2024)
	19		Jordyn Jenkins vs UTRGV (11/09/2024)
	18		Jordyn Jenkins vs Towson (N) (11/29/2024)
	18		Jordyn Jenkins at Texas A&M (11/07/2024)
FIELD GOALS MADE	10		Jordyn Jenkins at UTEP (11/16/2024)
	9		Jordyn Jenkins at New Mexico St. (11/14/2024)
FIELD GOAL ATTEMPTS	15		Jordyn Jenkins vs A&M-Corpus Christi (11/20/2024)
	15		Jordyn Jenkins at Texas A&M (11/07/2024)
FIELD GOAL PERCENTAGE (min 5 made)	.857	(6-7)	Nina De Leon Negron vs Towson (N) (11/29/2024)
	.769	(10-13)	Jordyn Jenkins at UTEP (11/16/2024)
3 PT FG MADE	4		Nina De Leon Negron at New Mexico St. (11/14/2024)
	3		Nina De Leon Negron vs A&M-Corpus Christi (11/20/2024)
	3		Sidney Love vs UTRGV (11/09/2024)
3 PT FG ATTEMPTS	7		Siena Guttadauro vs A&M-Corpus Christi (11/20/2024)
	6		Sidney Love vs UNC Greensboro (N) (11/28/2024)
	6		Nina De Leon Negron vs A&M-Corpus Christi (11/20/2024)
	6		Sidney Love vs UTRGV (11/09/2024)
3 PT FG PERCENTAGE (min 2 made)	1.000	(2-2)	Jordyn Jenkins vs Towson (N) (11/29/2024)
	1.000	(2-2)	Nina De Leon Negron vs Towson (N) (11/29/2024)
	1.000	(2-2)	Emma Lucio vs UTRGV (11/09/2024)
FREE THROWS MADE	10		Jordyn Jenkins at UTEP (11/16/2024)
	9		Jordyn Jenkins vs UTRGV (11/09/2024)
FREE THROW ATTEMPTS	12		Jordyn Jenkins at UTEP (11/16/2024)
	12		Jordyn Jenkins vs UTRGV (11/09/2024)
FREE THROW PERCENTAGE (min 3 made)	1.000	(8-8)	Jordyn Jenkins at New Mexico St. (11/14/2024)
	1.000	(4-4)	Idara Udo vs UNC Greensboro (N) (11/28/2024)
	1.000	(4-4)	Nyayongah Gony vs UTRGV (11/09/2024)
REBOUNDS	12		Jordyn Jenkins at UTEP (11/16/2024)
	11		Jordyn Jenkins at New Mexico St. (11/14/2024)
	11		Jordyn Jenkins at Texas A&M (11/07/2024)
ASSISTS	11		Sidney Love vs UTRGV (11/09/2024)
	8		Nina De Leon Negron vs Towson (N) (11/29/2024)
	8		Nina De Leon Negron at UTEP (11/16/2024)
STEALS	5		Jordyn Jenkins vs A&M-Corpus Christi (11/20/2024)
	5		Sidney Love vs UTRGV (11/09/2024)
BLOCKED SHOTS	4		Jordyn Jenkins vs A&M-Corpus Christi (11/20/2024)
	2		Jordyn Jenkins vs UNC Greensboro (N) (11/28/2024)
	2		Jordyn Jenkins vs UTRGV (11/09/2024)
	2		Nyayongah Gony vs UTRGV (11/09/2024)
TURNOVERS	6		Maya Linton vs UNC Greensboro (N) (11/28/2024)
	6		Idara Udo at UTEP (11/16/2024)
FOULS	5		Idara Udo vs UTRGV (11/09/2024)
	5		Maya Linton at Texas A&M (11/07/2024)

2024-25 ROADRUNNER WOMEN'S BASKETBALL STATS



OPPONENT INDIVIDUAL GAME HIGHS



POINTS	27		Ivane Tensaie at UTEP (11/16/2024)
	24		Kade Hackerott vs UTRGV (11/09/2024)
	23		Molly Kaiser at New Mexico St. (11/14/2024)
	19		India Johnston vs Towson (N) (11/29/2024)
	18		Portia Adams at UTEP (11/16/2024)
FIELD GOALS MADE	9		Ivane Tensaie at UTEP (11/16/2024)
	8		Molly Kaiser at New Mexico St. (11/14/2024)
	8		Kade Hackerott vs UTRGV (11/09/2024)
FIELD GOAL ATTEMPTS	16		India Johnston vs Towson (N) (11/29/2024)
	15		Kade Hackerott vs UTRGV (11/09/2024)
FIELD GOAL PERCENTAGE (min 5 made)	.692	(9-13)	Ivane Tensaie at UTEP (11/16/2024)
	.571	(8-14)	Molly Kaiser at New Mexico St. (11/14/2024)
3 PT FG MADE	7		Ivane Tensaie at UTEP (11/16/2024)
	5		India Johnston vs Towson (N) (11/29/2024)
3 PT FG ATTEMPTS	10		Ivane Tensaie at UTEP (11/16/2024)
	9		India Johnston vs Towson (N) (11/29/2024)
3 PT FG PERCENTAGE (min 2 made)	.700	(7-10)	Ivane Tensaie at UTEP (11/16/2024)
	.667	(2-3)	Emma Dasovich at New Mexico St. (11/14/2024)
FREE THROWS MADE	7		Molly Kaiser at New Mexico St. (11/14/2024)
	5		Portia Adams at UTEP (11/16/2024)
	5		Sahara Jones at Texas A&M (11/07/2024)
FREE THROW ATTEMPTS	8		Molly Kaiser at New Mexico St. (11/14/2024)
	8		Sahara Jones at Texas A&M (11/07/2024)
FREE THROW PERCENTAGE (min 3 made)	.875	(7-8)	Molly Kaiser at New Mexico St. (11/14/2024)
	.833	(5-6)	Portia Adams at UTEP (11/16/2024)
REBOUNDS	9		Fanta Gassama at New Mexico St. (11/14/2024)
	8		Aicha Coulibaly at Texas A&M (11/07/2024)
ASSISTS	7		Delma Zita at UTEP (11/16/2024)
	6		Mireia Aguado vs A&M-Corpus Christi (11/20/2024)
STEALS	4		Paige Allen vs A&M-Corpus Christi (11/20/2024)
	4		Molly Kaiser at New Mexico St. (11/14/2024)
BLOCKED SHOTS	3		Dunja Zecevic at UTEP (11/16/2024)
	3		Charlotte O'Keefe vs UTRGV (11/09/2024)
	3		Lauren Ware at Texas A&M (11/07/2024)
TURNOVERS	7		India Johnston vs Towson (N) (11/29/2024)
	5		Khady Leye vs Towson (N) (11/29/2024)
	5		Paige Allen vs A&M-Corpus Christi (11/20/2024)
	5		Annukka Willstedt vs A&M-Corpus Christi (11/20/2024)
FOULS	5		Deja Bristol vs Towson (N) (11/29/2024)
	5		Khalis Cain vs UNC Greensboro (N) (11/28/2024)
	5		Luisa Vydrova at UTEP (11/16/2024)
	5		Charlotte O'Keefe vs UTRGV (11/09/2024)
	5		Sahara Jones at Texas A&M (11/07/2024)

2024-25 ROADRUNNER WOMEN'S BASKETBALL STATS



CATEGORY LEADERS



##	Player	G	Pts	Pts/G
32	Jenkins, Jordyn	7	142	20.3
8	De Leon Negron, Nina	6	66	11.0
11	Love, Sidney	7	62	8.9
25	Udo, Idara	7	46	6.6
20	Linton, Maya	7	38	5.4
21	Rowe, Cheyenne	7	26	3.7
7	Gony, Nyayongah	7	20	2.9
1	Guttadauro, Siena	5	19	3.8
4	Allen, Damara	7	16	2.3
3	Lucio, Emma	6	14	2.3
2	Parker, Alexis	7	12	1.7
13	Ross, Taylor	4	9	2.3
5	Hammonds, Mia	4	3	0.8

##	Player	G	Pts	Pts/G
32	Jenkins, Jordyn	7	142	20.3
8	De Leon Negron, Nina	6	66	11.0
11	Love, Sidney	7	62	8.9
25	Udo, Idara	7	46	6.6
20	Linton, Maya	7	38	5.4
1	Guttadauro, Siena	5	19	3.8
21	Rowe, Cheyenne	7	26	3.7
7	Gony, Nyayongah	7	20	2.9
3	Lucio, Emma	6	14	2.3
4	Allen, Damara	7	16	2.3
13	Ross, Taylor	4	9	2.3
2	Parker, Alexis	7	12	1.7
5	Hammonds, Mia	4	3	0.8

Field Goal Percentage

##	Player	FG	Att	Pct
32	Jenkins, Jordyn	49	92	.533
13	Ross, Taylor	3	6	.500
8	De Leon Negron, Nina	24	50	.480
3	Lucio, Emma	5	12	.417
20	Linton, Maya	13	33	.394
21	Rowe, Cheyenne	10	26	.385
7	Gony, Nyayongah	6	16	.375
25	Udo, Idara	19	51	.373
11	Love, Sidney	23	64	.359
4	Allen, Damara	6	17	.353
1	Guttadauro, Siena	7	20	.350
2	Parker, Alexis	4	14	.286
5	Hammonds, Mia	1	8	.125

Field Goal Attempts

##	Player	G	Att	Att/G
32	Jenkins, Jordyn	7	92	13.1
11	Love, Sidney	7	64	9.1
25	Udo, Idara	7	51	7.3
8	De Leon Negron, Nina	6	50	8.3
20	Linton, Maya	7	33	4.7

Field Goals Made

##	Player	G	Made	Made/G
32	Jenkins, Jordyn	7	49	7.0
8	De Leon Negron, Nina	6	24	4.0
11	Love, Sidney	7	23	3.3
25	Udo, Idara	7	19	2.7
20	Linton, Maya	7	13	1.9

2024-25 ROADRUNNER WOMEN'S BASKETBALL STATS



CATEGORY LEADERS CONT.



3-Point FG Percentage

##	Player	3FG	Att	Pct
8	De Leon Negron, Nina	10	20	.500
3	Lucio, Emma	4	8	.500
13	Ross, Taylor	1	2	.500
32	Jenkins, Jordyn	4	12	.333
7	Gony, Nyayongah	1	3	.333
20	Linton, Maya	6	20	.300
1	Guttadauro, Siena	4	15	.267
11	Love, Sidney	6	24	.250
25	Udo, Idara	1	4	.250
4	Allen, Damara	2	8	.250
2	Parker, Alexis	1	4	.250
5	Hammonds, Mia	1	6	.167

3-Point FG Attempts

##	Player	G	Att	Att/G
11	Love, Sidney	7	24	3.4
8	De Leon Negron, Nina	6	20	3.3
20	Linton, Maya	7	20	2.9
1	Guttadauro, Siena	5	15	3.0
32	Jenkins, Jordyn	7	12	1.7

3-Point FG Made

##	Player	G	Made	Made/G
8	De Leon Negron, Nina	6	10	1.7
11	Love, Sidney	7	6	0.9
20	Linton, Maya	7	6	0.9
32	Jenkins, Jordyn	7	4	0.6
1	Guttadauro, Siena	5	4	0.8

Free Throw Percentage

##	Player	Made	Att	Pct
4	Allen, Damara	2	2	1.000
7	Gony, Nyayongah	7	8	.875
32	Jenkins, Jordyn	40	49	.816
21	Rowe, Cheyenne	6	8	.750
2	Parker, Alexis	3	4	.750
8	De Leon Negron, Nina	8	11	.727
11	Love, Sidney	10	14	.714
25	Udo, Idara	7	10	.700
20	Linton, Maya	6	9	.667
13	Ross, Taylor	2	3	.667
1	Guttadauro, Siena	1	2	.500

Free Throw Attempts

##	Player	G	Att	Att/G
32	Jenkins, Jordyn	7	49	7.0
11	Love, Sidney	7	14	2.0
8	De Leon Negron, Nina	6	11	1.8
25	Udo, Idara	7	10	1.4
20	Linton, Maya	7	9	1.3

Free Throws Made

##	Player	G	Made	Made/G
32	Jenkins, Jordyn	7	40	5.7
11	Love, Sidney	7	10	1.4
8	De Leon Negron, Nina	6	8	1.3
25	Udo, Idara	7	7	1.0
7	Gony, Nyayongah	7	7	1.0

Rebounds

##	Player	G	Reb	Reb/G
32	Jenkins, Jordyn	7	56	8.0
25	Udo, Idara	7	39	5.6
11	Love, Sidney	7	24	3.4
21	Rowe, Cheyenne	7	20	2.9
8	De Leon Negron, Nina	6	19	3.2

Assists

##	Player	G	Ast	Ast/G
11	Love, Sidney	7	34	4.9
8	De Leon Negron, Nina	6	27	4.5
20	Linton, Maya	7	9	1.3
1	Guttadauro, Siena	5	7	1.4
2	Parker, Alexis	7	6	0.9

Rebounds Average

##	Player	G	Reb	Reb/G
32	Jenkins, Jordyn	7	56	8.0
25	Udo, Idara	7	39	5.6
11	Love, Sidney	7	24	3.4
8	De Leon Negron, Nina	6	19	3.2
21	Rowe, Cheyenne	7	20	2.9

Steals

##	Player	G	Stl	Stl/G
11	Love, Sidney	7	12	1.7
32	Jenkins, Jordyn	7	11	1.6
20	Linton, Maya	7	10	1.4
8	De Leon Negron, Nina	6	8	1.3
25	Udo, Idara	7	4	0.6

2024-25 ROADRUNNER WOMEN'S BASKETBALL STATS



CATEGORY LEADERS CONT.



Offensive Rebounds

##	Player	G	OReb	OReb/G
25	Udo, Idara	7	24	3.4
32	Jenkins, Jordyn	7	17	2.4
11	Love, Sidney	7	9	1.3
7	Gony, Nyayongah	7	9	1.3
20	Linton, Maya	7	8	1.1

Blocked Shots

##	Player	G	Blk	Blk/G
32	Jenkins, Jordyn	7	11	1.6
25	Udo, Idara	7	4	0.6
7	Gony, Nyayongah	7	4	0.6
20	Linton, Maya	7	3	0.4
11	Love, Sidney	7	1	0.1

Defensive Rebounds

##	Player	G	DReb	DReb/G
32	Jenkins, Jordyn	7	39	5.6
11	Love, Sidney	7	15	2.1
25	Udo, Idara	7	15	2.1
8	De Leon Negron, Nina	6	14	2.3
21	Rowe, Cheyenne	7	12	1.7

Minutes

##	Player	G	Min	Min/G
11	Love, Sidney	7	215	30:42
32	Jenkins, Jordyn	7	203	29:03
8	De Leon Negron, Nina	6	168	27:59
25	Udo, Idara	7	150	21:25
20	Linton, Maya	7	138	19:46

Fouls

##	Player	G	PF	PF/G
25	Udo, Idara	7	21	3.0
20	Linton, Maya	7	19	2.7
32	Jenkins, Jordyn	7	15	2.1
4	Allen, Damara	7	12	1.7
21	Rowe, Cheyenne	7	11	1.6

Turnovers

##	Player	G	TO	TO/G
25	Udo, Idara	7	18	2.6
20	Linton, Maya	7	17	2.4
11	Love, Sidney	7	15	2.1
32	Jenkins, Jordyn	7	14	2.0
7	Gony, Nyayongah	7	10	1.4

Foul Outs

##	Player	G	FO
25	Udo, Idara	7	1
20	Linton, Maya	7	1

2024-25 ROADRUNNER WOMEN'S BASKETBALL STATS



GAME-BY-GAME LEADERS



Game Records

Record	Overall	Home	Away	Neutral
ALL GAMES	6-1	2-0	2-1	2-0
CONFERENCE	0-0	0-0	0-0	0-0
NON-CONFERENCE	6-1	2-0	2-1	2-0

Team Results

Date	Opponent		Score	Att.	High Points	High Rebounds
11/07/2024	at Texas A&M	L	51-55	7507	(18) JENKINS, Jordyn	(11) JENKINS, Jordyn
11/09/2024	UTRGV	W	74-69	739	(21) LOVE, Sidney	(5) LOVE, Sidney
						(5) ALLEN, Damara
11/14/2024	at New Mexico St.	W	75-61	812	(27) JENKINS, Jordyn	(11) JENKINS, Jordyn
11/16/2024	at UTEP	W	78-73	1041	(30) JENKINS, Jordyn	(12) JENKINS, Jordyn
11/20/2024	A&M-Corpus Christi	W	62-43	743	(16) JENKINS, Jordyn	(10) UDO, Idara
					(16) DE LEON NEGRON, Nina	
11/28/2024	vs UNC Greensboro	W	62-53	100	(14) JENKINS, Jordyn	(9) JENKINS, Jordyn
11/29/2024	vs Towson	W	71-40	100	(18) JENKINS, Jordyn	(6) UDO, Idara

Attendance Summary

	Games	Attend	Avg/Game
Home	2	1482	741
Away	3	9360	3120
Neutral	2	200	100
Total	7	11042	1577

2024-25 ROADRUNNER WOMEN'S BASKETBALL STATS



UTSA GAME HIGHS



POINTS	78	at UTEP (11/16/2024)
	75	at New Mexico St. (11/14/2024)
	74	UTRGV (11/09/2024)
	71	vs Towson (N) (11/29/2024)
	62	vs UNC Greensboro (N) (11/28/2024)
	62	A&M-Corpus Christi (11/20/2024)
FIELD GOALS MADE	29	vs Towson (N) (11/29/2024)
	28	at UTEP (11/16/2024)
FIELD GOAL ATTEMPTS	72	A&M-Corpus Christi (11/20/2024)
	65	vs Towson (N) (11/29/2024)
FIELD GOAL PERCENTAGE	.560 (28-50)	at UTEP (11/16/2024)
	.511 (24-47)	UTRGV (11/09/2024)
3 PT FG MADE	9	at New Mexico St. (11/14/2024)
	7	vs Towson (N) (11/29/2024)
	7	UTRGV (11/09/2024)
3 PT FG ATTEMPTS	31	A&M-Corpus Christi (11/20/2024)
	19	vs UNC Greensboro (N) (11/28/2024)
3 PT FG PERCENTAGE	.500 (9-18)	at New Mexico St. (11/14/2024)
	.467 (7-15)	UTRGV (11/09/2024)
FREE THROWS MADE	19	UTRGV (11/09/2024)
	17	vs UNC Greensboro (N) (11/28/2024)
	17	at UTEP (11/16/2024)
FREE THROW ATTEMPTS	24	UTRGV (11/09/2024)
	20	vs UNC Greensboro (N) (11/28/2024)
	20	at UTEP (11/16/2024)
FREE THROW PERCENTAGE	.923 (12-13)	at New Mexico St. (11/14/2024)
	.850 (17-20)	vs UNC Greensboro (N) (11/28/2024)
	.850 (17-20)	at UTEP (11/16/2024)
REBOUNDS	54	A&M-Corpus Christi (11/20/2024)
	40	vs UNC Greensboro (N) (11/28/2024)
ASSISTS	21	vs Towson (N) (11/29/2024)
	18	UTRGV (11/09/2024)
STEALS	14	vs Towson (N) (11/29/2024)
	13	A&M-Corpus Christi (11/20/2024)
BLOCKED SHOTS	7	UTRGV (11/09/2024)
	6	A&M-Corpus Christi (11/20/2024)
TURNOVERS	20	A&M-Corpus Christi (11/20/2024)
	20	at UTEP (11/16/2024)
FOULS	24	at Texas A&M (11/07/2024)
	22	A&M-Corpus Christi (11/20/2024)

2024-25 ROADRUNNER WOMEN'S BASKETBALL STATS



OPPONENT GAME HIGHS



POINTS	73 69 61 55 53	at UTEP (11/16/2024) UTRGV (11/09/2024) at New Mexico St. (11/14/2024) at Texas A&M (11/07/2024) vs UNC Greensboro (N) (11/28/2024)
FIELD GOALS MADE	26 26	at UTEP (11/16/2024) UTRGV (11/09/2024)
FIELD GOAL ATTEMPTS	56 54	at UTEP (11/16/2024) at New Mexico St. (11/14/2024)
FIELD GOAL PERCENTAGE	.500 (26-52) .464 (26-56)	UTRGV (11/09/2024) at UTEP (11/16/2024)
3 PT FG MADE	11 9	UTRGV (11/09/2024) at UTEP (11/16/2024)
3 PT FG ATTEMPTS	25 21	vs Towson (N) (11/29/2024) UTRGV (11/09/2024)
3 PT FG PERCENTAGE	.643 (9-14) .524 (11-21)	at UTEP (11/16/2024) UTRGV (11/09/2024)
FREE THROWS MADE	14 12 12	at Texas A&M (11/07/2024) vs UNC Greensboro (N) (11/28/2024) at UTEP (11/16/2024)
FREE THROW ATTEMPTS	22 19 19	at Texas A&M (11/07/2024) vs UNC Greensboro (N) (11/28/2024) A&M-Corpus Christi (11/20/2024)
FREE THROW PERCENTAGE	.750 (9-12) .667 (12-18)	at New Mexico St. (11/14/2024) at UTEP (11/16/2024)
REBOUNDS	40 31	at Texas A&M (11/07/2024) vs Towson (N) (11/29/2024)
ASSISTS	12 11 11	UTRGV (11/09/2024) at UTEP (11/16/2024) at Texas A&M (11/07/2024)
STEALS	10 9	at New Mexico St. (11/14/2024) A&M-Corpus Christi (11/20/2024)
BLOCKED SHOTS	9 4 4	at Texas A&M (11/07/2024) at UTEP (11/16/2024) at New Mexico St. (11/14/2024)
TURNOVERS	27 24	A&M-Corpus Christi (11/20/2024) vs Towson (N) (11/29/2024)
FOULS	22 21	at Texas A&M (11/07/2024) at UTEP (11/16/2024)

AROUND THE AMERICAN

AAC WBB SCHEDULE ALL TIMES ET

Saturday, December 7

Sam Houston at UTSA	2:00 PM
Southern Illinois at North Texas	3:00 PM
Rice at Louisiana	3:00 PM

Sunday, December 8

Elon at East Carolina	1:00 PM
Western Kentucky at Wichita State	2:00 PM
Memphis at Southern Miss	3:00 PM
UAB at Auburn	3:00 PM

Monday, December 10

Tulsa at San Jose State	9:00 PM
North Dakota State at Tulane	5:00 PM

For the complete schedule, visit theamerican.org



AMERICAN
ATHLETIC CONFERENCE

2024-25 AAC WEEKLY AWARDS

November 11

Player of the Week: Tommisha Lampkinr., F, North Texas
Freshman of the Week: Erin Rodgers, Fr., G, Florida Atlantic

November 18

Player of the Week: **Jordyn Jenkins, R-Sr., G/F, UTSA**
Freshman of the Week: Erin Rodgers, Fr., G, Florida Atlantic

November 25

Player of the Week: Amiya Joyner, Jr., F, East Carolina
Freshman of the Week: Kendall Sneed, Fr., G, Tulane

December 2

Player of the Week: **Jordyn Jenkins, R-Sr., G/F, UTSA**
Freshman of the Week: Kendall Sneed, Fr., G, Tulane

December 9

Player of the Week:
Freshman of the Week:

December 16

Player of the Week:
Freshman of the Week:

December 23

Player of the Week:
Freshman of the Week:

December 30

Player of the Week:
Freshman of the Week:

January 6

Player of the Week:
Freshman of the Week:

January 13

Player of the Week:
Freshman of the Week:

January 20

Player of the Week:
Freshman of the Week:

January 27

Player of the Week:
Freshman of the Week:

February 3

Player of the Week:
Freshman of the Week:

February 10

Player of the Week:
Freshman of the Week:

February 17

Player of the Week:
Freshman of the Week:

February 24

Player of the Week:
Freshman of the Week:

March 3

Player of the Week:
Freshman of the Week:

AP Poll • Dec. 1, 2024

#	School (1st)	W-L	Pts.	Prev.
1	UCLA (25)	8-0	792	1
2	UConn (7)	6-0	771	2
3	South Carolina	7-1	727	4
4	Texas	7-0	704	5
5	LSU	9-0	629	7
6	Southern Cal	6-1	619	6
7	Maryland	8-0	572	10
8	Duke	8-1	564	13
9	TCU	8-0	513	17
10	Notre Dame	5-2	501	3
11	Oklahoma	6-1	499	8
12	Ohio State	7-0	443	11
13	Kansas State	7-1	425	9
14	Kentucky	7-0	405	14
15	West Virginia	8-1	390	12
16	North Carolina	7-1	351	16
17	Iowa	8-0	214	22
18	Ole Miss	5-2	211	18
19	Alabama	8-0	183	23
20	Iowa State	6-2	176	15
21	Illinois	6-1	129	19
22	Louisville	5-2	111	24
23	Michigan	7-1	96	NR
24	Michigan State	8-0	86	NR
25	Nebraska	6-1	68	25

RV (In AAC): N/A

AAC Standings

School	AAC	Pct.	Ovr.	Pct.	Streak
UTSA	0-0	.000	6-1	.857	W6
North Texas	0-0	.000	5-2	.714	L1
UAB	0-0	.000	5-2	.714	W2
Florida Atlantic	0-0	.000	5-3	.625	L1
Rice	0-0	.000	5-3	.625	W1
Temple	0-0	.000	4-3	.571	W1
South Florida	0-0	.000	4-5	.444	L3
East Carolina	0-0	.000	3-4	.429	L2
Tulane	0-0	.000	3-4	.429	L1
Charlotte	0-0	.000	3-5	.375	L2
Wichita State	0-0	.000	3-5	.375	W1
Memphis	0-0	.000	2-5	.286	L4
Tulsa	0-0	.000	2-5	.286	L1

WBCA Coaches Poll • Dec. 3, 2024

#	School (Record)	Pts.	Prev.	1st
1	UCLA (8-0)	759	2	16
2	Connecticut (6-0)	756	1	14
3	Texas (7-0)	706	4	1
4	South Carolina (7-1)	687	5	0
5	LSU (9-0)	633	7	0
6	Southern California (6-1)	619	6	0
7	Ohio State (7-0)	536	9	0
8	Maryland (8-0)	529	11	0
9	Duke (8-1)	501	13	0
10	Notre Dame (5-2)	462	3	0
11	Oklahoma (6-1)	445	8	0
12	Kansas State (7-1)	423	12	0
13	TCU (8-0)	410	21	0
14	West Virginia (8-1)	400	10	0
15	North Carolina (7-1)	338	14	0
16	Kentucky (7-0)	337	16	0
17	Alabama (9-0)	232	20	0
18	Mississippi (5-2)	209	18	0
19	Iowa State (6-2)	180	15	0
20	Iowa (8-0)	166	24	0
21	Illinois (7-1)	131	19	0
22	Louisville (5-2)	117	23	0
23	Baylor (7-2)	112	22	0
24	North Carolina State (4-3)	96	17	0
25	Michigan State (8-0)	60	29	0

RV (In AAC): N/A

AROUND THE AMERICAN



CONFERENCE TEAM RANKINGS



Team	Offense				Defense			
	Scoring	FG Pct	3FG Pct	Rebounds	Scoring	FG Pct	3FG Pct	Rebounds
Charlotte	10	9	11	11	10	8	8	5
East Carolina	13	11	10	5	5	9	5	2
Fla. Atlantic	10	10	3	2	2	1	1	9
Memphis	2	7	4	1	13	12	3	12
North Texas	6	1	7	13	7	5	2	3
Rice	5	5	6	9	3	4	6	7
South Fla.	12	6	2	10	6	10	7	4
Temple	9	12	9	6	4	11	10	10
Tulane	3	4	8	4	11	7	4	11
Tulsa	8	13	13	8	9	2	11	13
UAB	1	2	1	3	8	3	9	6
UTSA	4	3	5	12	1	6	13	1
Wichita St.	7	8	12	7	12	13	12	8

Team	FT Pct.	3FGs	Blocks	Steals	Assists	Scoring Margin	Rebound Margin	Turnover Margin	Ast/TO Ratio
Charlotte	7	10	11	6	8	11	6	7	9
East Carolina	5	12	13	2	9	9	2	9	10
Fla. Atlantic	13	3	10	8	11	4	4	7	11
Memphis	6	7	12	11	10	13	8	13	8
North Texas	8	12	8	9	12	6	10	11	12
Rice	3	6	5	12	2	3	7	2	1
South Fla.	10	4	3	10	4	8	5	10	3
Temple	4	9	9	1	7	7	12	1	5
Tulane	11	2	2	7	3	4	11	5	7
Tulsa	2	5	4	2	13	10	13	3	13
UAB	12	1	1	13	1	2	3	12	2
UTSA	1	8	6	5	5	1	1	4	4
Wichita St.	9	11	7	4	6	12	9	6	6

AROUND THE AMERICAN



CONFERENCE TEAM LEADERS



Scoring Offense

	Team	G	W-L	Pts	AVG
1.	UAB	7	5-2	515	73.57
2.	Memphis	7	2-5	510	72.86
3.	Tulane	7	3-4	508	72.57
4.	UTSA	7	6-1	473	67.57
5.	Rice	8	5-3	524	65.50
6.	North Texas	7	5-2	457	65.29
7.	Wichita St.	8	3-5	510	63.75
8.	Tulsa	7	2-5	439	62.71
9.	Temple	7	4-3	431	61.57
10.	Charlotte	8	3-5	488	61.00
	Fla. Atlantic	8	5-3	488	61.00
12.	South Fla.	9	4-5	543	60.33
13.	East Carolina	7	3-4	413	59.00

Scoring Defense

	Team	G	Pts	AVG
1.	UTSA	7	394	56.29
2.	Fla. Atlantic	8	456	57.00
3.	Rice	8	483	60.38
4.	Temple	7	428	61.14
5.	East Carolina	7	429	61.29
6.	South Fla.	9	555	61.67
7.	North Texas	7	432	61.71
8.	UAB	7	447	63.86
9.	Tulsa	7	461	65.86
10.	Charlotte	8	535	66.88
11.	Tulane	7	480	68.57
12.	Wichita St.	8	573	71.63
13.	Memphis	7	576	82.29

Scoring Margin

	Team	G	Off	Def	Margin
1.	UTSA	7	67.57	56.29	+11.29
2.	UAB	7	73.57	63.86	+9.71
3.	Rice	8	65.50	60.38	+5.13
4.	Tulane	7	72.57	68.57	+4.00
	Fla. Atlantic	8	61.00	57.00	+4.00
6.	North Texas	7	65.29	61.71	+3.57
7.	Temple	7	61.57	61.14	+0.43
8.	South Fla.	9	60.33	61.67	-1.33
9.	East Carolina	7	59.00	61.29	-2.29
10.	Tulsa	7	62.71	65.86	-3.14
11.	Charlotte	8	61.00	66.88	-5.88
12.	Wichita St.	8	63.75	71.63	-7.88
13.	Memphis	7	72.86	82.29	-9.43

Conference Records

Team	Record	Pct.
Charlotte	0-0	.000
East Carolina	0-0	.000
Fla. Atlantic	0-0	.000
Memphis	0-0	.000
North Texas	0-0	.000
Rice	0-0	.000
South Fla.	0-0	.000
Temple	0-0	.000
Tulane	0-0	.000
Tulsa	0-0	.000
UAB	0-0	.000
UTSA	0-0	.000
Wichita St.	0-0	.000

Unbeaten Streak

Team	
UTSA	6
UAB	2
Rice	1
Temple	1
Wichita St.	1

Field Goal Percentage

	Team	G	FGM	FGA	Pct.
1.	North Texas	7	165	368	.448
2.	UAB	7	189	426	.444
3.	UTSA	7	170	411	.414
4.	Tulane	7	188	457	.411
5.	Rice	8	198	487	.407
6.	South Fla.	9	210	533	.394
7.	Memphis	7	187	481	.389
8.	Wichita St.	8	190	496	.383
9.	Charlotte	8	170	444	.383
10.	Fla. Atlantic	8	173	472	.367
11.	East Carolina	7	149	416	.358
12.	Temple	7	163	456	.357
13.	Tulsa	7	151	433	.349

Field Goal Percentage Defense

	Team	G	FGM	FGA	Pct.
1.	Fla. Atlantic	8	171	486	.352
2.	Tulsa	7	161	418	.385
3.	UAB	7	172	445	.387
4.	Rice	8	182	461	.395
5.	North Texas	7	167	423	.395
6.	UTSA	7	141	357	.395
7.	Tulane	7	182	459	.397
8.	Charlotte	8	178	444	.401
9.	East Carolina	7	159	395	.403
10.	South Fla.	9	207	503	.412
11.	Temple	7	166	396	.419
12.	Memphis	7	216	489	.442
13.	Wichita St.	8	215	485	.443

AROUND THE AMERICAN



CONFERENCE TEAM LEADERS CONT.



Free Throw Percentage

	Team	G	FTM	FTA	Pct.
1.	UTSA	7	92	124	.742
2.	Tulsa	7	93	129	.721
3.	Rice	8	78	110	.709
4.	Temple	7	67	98	.684
5.	East Carolina	7	89	132	.674
6.	Memphis	7	94	141	.667
7.	Charlotte	8	109	164	.665
8.	North Texas	7	101	155	.652
9.	Wichita St.	8	94	148	.635
10.	South Fla.	9	66	104	.635
11.	Tulane	7	82	131	.626
12.	UAB	7	72	117	.615
13.	Fla. Atlantic	8	89	151	.589

Rebounding Margin

	Team	G	Team	AVG	Opp.	AVG	Margin
1.	UTSA	7	258	36.86	191	27.29	+9.57
2.	East Carolina	7	278	39.71	248	35.43	+4.29
3.	UAB	7	287	41.00	262	37.43	+3.57
4.	Fla. Atlantic	8	334	41.75	318	39.75	+2.00
5.	South Fla.	9	334	37.11	323	35.89	+1.22
6.	Charlotte	8	295	36.88	289	36.13	+0.75
7.	Rice	8	303	37.88	301	37.63	+0.25
8.	Memphis	7	296	42.29	297	42.43	-0.14
9.	Wichita St.	8	310	38.75	313	39.13	-0.38
10.	North Texas	7	247	35.29	250	35.71	-0.43
11.	Tulane	7	285	40.71	291	41.57	-0.86
12.	Temple	7	272	38.86	279	39.86	-1.00
13.	Tulsa	7	270	38.57	299	42.71	-4.14

3-Point FG Percentage

	Team	G	3FG	FGA	Pct.
1.	UAB	7	65	182	.357
2.	South Fla.	9	57	166	.343
3.	Fla. Atlantic	8	53	158	.335
4.	Memphis	7	42	129	.326
5.	UTSA	7	41	130	.315
6.	Rice	8	50	160	.313
7.	North Texas	7	26	84	.310
8.	Tulane	7	50	162	.309
9.	Temple	7	38	131	.290
10.	East Carolina	7	26	91	.286
11.	Charlotte	8	39	144	.271
12.	Wichita St.	8	36	136	.265
13.	Tulsa	7	44	185	.238

3-Point FG Made

	Team	G	No.	Avg/G
1.	UAB	7	65	9.29
2.	Tulane	7	50	7.14
3.	Fla. Atlantic	8	53	6.63
4.	South Fla.	9	57	6.33
5.	Tulsa	7	44	6.29
6.	Rice	8	50	6.25
7.	Memphis	7	42	6.00
8.	UTSA	7	41	5.86
9.	Temple	7	38	5.43
10.	Charlotte	8	39	4.88
11.	Wichita St.	8	36	4.50
12.	North Texas	7	26	3.71
	East Carolina	7	26	3.71

AROUND THE AMERICAN



CONFERENCE INDIVIDUAL LEADERS



Scoring

	Player	G	FG	3FG	FT	Pts	AVG
1.	Jenkins, Jordyn - UTSA	7	49	4	40	142	20.29
2.	Crawford, Delanie - Tulsa	7	39	17	25	120	17.14
3.	Boler, Tilly - Mem	7	40	14	15	109	15.57
4.	East, Tierra - Temple	7	40	6	21	107	15.29
5.	Joyner, Amiya - ECU	7	44	0	18	106	15.14
6.	Lampkin, Tommisha - UNT	7	41	0	23	105	15.00
7.	Whittington, Kyren - Tulane	7	41	12	9	103	14.71
8.	Puisis, Sammie - USF	9	47	28	8	130	14.44
9.	Pittman, Sherese - Tulane	7	33	3	28	97	13.86
10.	Walsh, Maddie - UAB	7	35	15	6	91	13.00
	Keenan, Victoria - Tulane	7	29	27	6	91	13.00
12.	Perry, Mya - FAU	8	34	21	14	103	12.88
13.	Eaton, Elauna - Mem	7	33	19	4	89	12.71
14.	Hearp, Jayla - ECU	7	28	10	21	87	12.43
	Wooten, Desiree - UNT	7	35	5	12	87	12.43
16.	Ennis, Dominique - Rice	8	38	16	5	97	12.13
17.	Breland, Hayleigh - CLT	8	37	13	7	94	11.75
	Rodgers, Erin - FAU	8	35	3	21	94	11.75
19.	Deck, Kyla - UNT	7	23	7	27	80	11.43
20.	Weathersby, Jade - UAB	7	28	6	16	78	11.14

Rebounding

	Player	G	Off	Def	Total	AVG
1.	Weathersby, Jade - UAB	7	23	50	73	10.43
2.	Lampkin, Tommisha - UNT	7	22	43	65	9.29
3.	Adams, Hailey - Rice	8	12	61	73	9.13
4.	Rivera, Anissa - Temple	7	20	40	60	8.57
5.	Joyner, Amiya - ECU	7	24	35	59	8.43
6.	Jenkins, Jordyn - UTSA	7	17	39	56	8.00
7.	Brito, Carla - USF	9	28	42	70	7.78
8.	Fulmore, Quinzia - Mem	7	27	26	53	7.57
9.	Hanna, Dyllan - Tulane	7	22	30	52	7.43
10.	Smith, Alasia - Mem	7	19	31	50	7.14
11.	White, Bre'Yon - WSU	8	15	39	54	6.75
12.	Pittman, Sherese - Tulane	7	16	31	47	6.71
13.	Crawford, Delanie - Tulsa	7	14	30	44	6.29
14.	Mputu, L'or - USF	9	23	32	55	6.11
15.	Rouser, Alana - FAU	8	19	28	47	5.88
16.	Oliver, Amaya - Temple	6	8	27	35	5.83
17.	Rembert, Keanna - CLT	8	16	29	45	5.63
	Rodgers, Erin - FAU	8	19	26	45	5.63
19.	Udo, Idara - UTSA	7	24	15	39	5.57
20.	Murray, Jayla - WSU	8	15	29	44	5.50

Field Goal Percentage (Minimum 5 FGM/G average)

	Player	G	FGM	FGA	Pct.
1.	Jenkins, Jordyn - UTSA	7	49	92	.533
2.	Wooten, Desiree - UNT	7	35	66	.530
3.	Lampkin, Tommisha - UNT	7	41	78	.526
4.	Joyner, Amiya - ECU	7	44	93	.473
5.	Walsh, Maddie - UAB	7	35	76	.461
6.	Puisis, Sammie - USF	9	47	111	.423
7.	Whittington, Kyren - Tulane	7	41	97	.423
8.	East, Tierra - Temple	7	40	108	.370
9.	Boler, Tilly - Mem	7	40	114	.351
10.	Crawford, Delanie - Tulsa	7	39	117	.333

Assists

	Player	G	No.	AVG
1.	Dembele, Mama - USF	9	50	5.56
2.	Armstead, Journey - UAB	7	35	5.00
3.	Love, Sidney - UTSA	7	34	4.86
	Taylor, Tristen - Temple	7	34	4.86
	Sneed, Kendall - Tulane	7	34	4.86
6.	De Leon Negron, Nina - UTSA	6	27	4.50
7.	Jameson, Taylor - WSU	8	32	4.00
	Ingram, Stefanie - FAU	8	32	4.00
9.	Welch, Tanyuel - Mem	7	24	3.43
10.	Whittington, Kyren - Tulane	7	23	3.29
11.	Green, Kay Kay - CLT	8	26	3.25
12.	East, Tierra - Temple	7	21	3.00
13.	Owens-Barnett, Jazzy - Rice	8	22	2.75
14.	Moore, Jada - FAU	8	21	2.63
	Breland, Hayleigh - CLT	8	21	2.63

AROUND THE AMERICAN



CONFERENCE INDIVIDUAL LEADERS CONT.



Free Throw Percentage (Minimum 2.5 FTM/G average)

	Player	G	FTM	FTA	Pct.
1.	Cartwright, Mady - Tulsa	7	20	22	.909
2.	Crawford, Delanie - Tulsa	7	25	29	.862
3.	Deck, Kyla - UNT	7	27	33	.818
4.	Jenkins, Jordyn - UTSA	7	40	49	.816
5.	Rembert, Keanna - CLT	8	26	32	.813
6.	Hearp, Jayla - ECU	7	21	26	.808
7.	Smith, Alasia - Mem	7	27	36	.750
	Sneed, Kendall - Tulane	7	21	28	.750
9.	Pittman, Sherese - Tulane	7	28	39	.718
10.	Rodgers, Erin - FAU	8	21	30	.700
11.	Blow, Salese - WSU	8	24	35	.686
12.	East, Tiarra - Temple	7	21	31	.677
13.	Moore, Jada - FAU	8	21	32	.656
14.	Joyner, Amiya - ECU	7	18	34	.529
15.	Lampkin, Tommisha - UNT	7	23	50	.460

Steals

	Player	G	No.	AVG
1.	Rivera, Anissa - Temple	7	17	2.43
2.	Johnson, Synia - ECU	7	14	2.00
	Smith, Alasia - Mem	7	14	2.00
4.	Dembele, Mama - USF	9	17	1.89
5.	Jameson, Taylor - WSU	8	15	1.88
6.	Pittman, Sherese - Tulane	7	13	1.86
	Miller, Khia - ECU	7	13	1.86
	Deck, Kyla - UNT	7	13	1.86
	Hearp, Jayla - ECU	7	13	1.86
10.	Keenan, Victoria - Tulane	7	12	1.71
	Love, Sidney - UTSA	7	12	1.71
	Armstead, Journey - UAB	7	12	1.71
13.	Klaczek, Emily - Rice	8	13	1.63
14.	Gary, Tarriyonna - Temple	7	11	1.57
	Wooten, Desiree - UNT	7	11	1.57
	Jenkins, Jordyn - UTSA	7	11	1.57
	Taylor, Tristen - Temple	7	11	1.57
	Sneed, Kendall - Tulane	7	11	1.57

3-Point FG Percentage (Minimum 2 3FG/G average)

	Player	G	3FG	3FGA	Pct.
1.	Bershers, Tracey - UAB	7	16	27	.593
2.	Keenan, Victoria - Tulane	7	27	52	.519
3.	Blasigh, Vittoria - USF	9	20	43	.465
4.	Eaton, Elauna - Mem	7	19	43	.442
5.	Puisis, Sammie - USF	9	28	64	.438
6.	Perry, Mya - FAU	8	21	51	.412
7.	Walsh, Maddie - UAB	7	15	41	.366
8.	Ennis, Dominique - Rice	8	16	47	.340
9.	Boler, Tilly - Mem	7	14	48	.292
10.	Crawford, Delanie - Tulsa	7	17	59	.288

3-Point FG Made

	Player	G	3FG	Avg
1.	Keenan, Victoria - Tulane	7	27	3.86
2.	Puisis, Sammie - USF	9	28	3.11
3.	Eaton, Elauna - Mem	7	19	2.71
4.	Perry, Mya - FAU	8	21	2.63
5.	Crawford, Delanie - Tulsa	7	17	2.43
6.	Bershers, Tracey - UAB	7	16	2.29
7.	Blasigh, Vittoria - USF	9	20	2.22
8.	Walsh, Maddie - UAB	7	15	2.14
9.	Ennis, Dominique - Rice	8	16	2.00
	Boler, Tilly - Mem	7	14	2.00
11.	Bershers, Sara - UAB	7	13	1.86
12.	Klaczek, Emily - Rice	8	14	1.75
13.	Whittington, Kyren - Tulane	7	12	1.71
	Gary, Tarriyonna - Temple	7	12	1.71
15.	De Leon Negron, Nina - UTSA	6	10	1.67

AROUND THE AMERICAN



CONFERENCE INDIVIDUAL LEADERS CONT.



Blocked Shots

	Player	G	No.	AVG
1.	Hanna, Dyllan - Tulane	7	14	2.00
2.	Kelly, Jayla - CLT	8	13	1.63
3.	Tucker, Rayne - UAB	7	11	1.57
	Jenkins, Jordyn - UTSA	7	11	1.57
5.	Walsh, Maddie - UAB	7	10	1.43
	Lampkin, Tommisha - UNT	7	10	1.43
7.	Adams, Hailey - Rice	8	11	1.38
8.	Mputu, L'or - USF	9	11	1.22
9.	Oliver, Amaya - Temple	6	7	1.17
10.	Weathersby, Jade - UAB	7	8	1.14
11.	Bershers, Sara - UAB	7	7	1.00
	Rivera, Anissa - Temple	7	7	1.00
13.	Ndour, Aicha - WSU	8	7	0.88
	Ngulefac, Sussy - Rice	8	7	0.88
15.	Niankan, Ornella - WSU	8	6	0.75
	Murray, Jayla - WSU	8	6	0.75

Assist/Turnover Ratio (Minimum 3 AST/G average)

	Player	G	Ast.	T/O	Ratio
1.	Taylor, Tristen - Temple	7	34	6	5.67
2.	De Leon Negron, Nina - UTSA	6	27	9	3.00
3.	Love, Sidney - UTSA	7	34	15	2.27
4.	Jameson, Taylor - WSU	8	32	16	2.00
5.	Dembele, Mama - USF	9	50	26	1.92
6.	Armstead, Journey - UAB	7	35	22	1.59
7.	Ingram, Stefanie - FAU	8	32	22	1.45
8.	Whittington, Kyren - Tulane	7	23	17	1.35
9.	Sneed, Kendall - Tulane	7	34	29	1.17
10.	Welch, Tanyuel - Mem	7	24	23	1.04
11.	Green, Kay Kay - CLT	8	26	28	0.93
12.	East, Tiarra - Temple	7	21	30	0.70

Offensive Rebounds

	Player	G	No.	AVG
1.	Fulmore, Quinzia - Mem	7	27	3.86
2.	Joyner, Amiya - ECU	7	24	3.43
	Udo, Idara - UTSA	7	24	3.43
4.	Weathersby, Jade - UAB	7	23	3.29
5.	Lampkin, Tommisha - UNT	7	22	3.14
	Hanna, Dyllan - Tulane	7	22	3.14
7.	Brito, Carla - USF	9	28	3.11
8.	Rivera, Anissa - Temple	7	20	2.86
9.	Smith, Alasia - Mem	7	19	2.71
10.	Tucker, Rayne - UAB	7	18	2.57
11.	Mputu, L'or - USF	9	23	2.56
12.	Jenkins, Jordyn - UTSA	7	17	2.43
13.	Jenks, Ta'Ziah - FAU	8	19	2.38
	Rouser, Alana - FAU	8	19	2.38
	Rodgers, Erin - FAU	8	19	2.38

Defensive Rebounds

	Player	G	No.	AVG
1.	Adams, Hailey - Rice	8	61	7.63
2.	Weathersby, Jade - UAB	7	50	7.14
3.	Lampkin, Tommisha - UNT	7	43	6.14
4.	Rivera, Anissa - Temple	7	40	5.71
5.	Jenkins, Jordyn - UTSA	7	39	5.57
6.	Joyner, Amiya - ECU	7	35	5.00
7.	White, Bre'Yon - WSU	8	39	4.88
8.	Sneed, Kendall - Tulane	7	33	4.71
9.	Brito, Carla - USF	9	42	4.67
10.	Oliver, Amaya - Temple	6	27	4.50
11.	Smith, Alasia - Mem	7	31	4.43
	Pittman, Sherese - Tulane	7	31	4.43
13.	Crawford, Delanie - Tulsa	7	30	4.29
	Hanna, Dyllan - Tulane	7	30	4.29
15.	Cartwright, Mady - Tulsa	7	28	4.00
	Armstead, Journey - UAB	7	28	4.00

AROUND THE AMERICAN



CONFERENCE INDIVIDUAL LEADERS CONT.



Minutes Played

	Player	G	No.	AVG
1.	East, Tiarra - Temple	7	246	35.11
2.	Boler, Tilly - Mem	7	239	34.15
3.	Walsh, Maddie - UAB	7	234	33.46
4.	Deck, Kyla - UNT	7	229	32.70
5.	Crawford, Delanie - Tulsa	7	227	32.48
6.	Keenan, Victoria - Tulane	7	221	31.52
7.	Ennis, Dominique - Rice	8	250	31.20
8.	Eaton, Elauna - Mem	7	216	30.83
9.	Dembele, Mama - USF	9	277	30.77
10.	Love, Sidney - UTSA	7	215	30.70
11.	Taylor, Tristen - Temple	7	211	30.09
12.	Perry, Mya - FAU	8	238	29.77
13.	Hearp, Jayla - ECU	7	206	29.49
14.	Wooten, Desiree - UNT	7	205	29.29
15.	Hill, Elise - Tulsa	7	205	29.27

Team Identification

Team	Team ID
Charlotte	CLT
East Carolina	ECU
Fla. Atlantic	FAU
Memphis	Mem
North Texas	UNT
Rice	Rice
South Fla.	USF
Temple	Temple
Tulane	Tulane
Tulsa	Tulsa
UAB	UAB
UTSA	UTSA
Wichita St.	WSU

AROUND THE AMERICAN



CONFERENCE TEAM GAME HIGHS



POINTS	92		UAB vs Mississippi Val. (11/16/2024)
	89		Tulane vs Grambling (11/16/2024)
	89		Memphis vs Mississippi Val. (11/04/2024)
FIELD GOALS MADE	35		Memphis vs Murray St. (11/23/2024)
	34		UAB vs Mississippi Val. (11/16/2024)
	34		Tulane vs Grambling (11/16/2024)
	34		Memphis vs Samford (11/10/2024)
	34		South Fla. vs Bethune-Cookman (11/04/2024)
	34		UAB vs West Ala. (11/04/2024)
FIELD GOAL ATTEMPTS	78		Tulane vs Northern Ariz. (N) (11/30/2024)
	78		Memphis vs Murray St. (11/23/2024)
FIELD GOAL PERCENTAGE	.563	(27-48)	North Texas at Houston (11/24/2024)
	.561	(32-57)	UAB vs Southern Miss. (12/01/2024)
3 PT FG MADE	16		UAB vs Southern Miss. (12/01/2024)
	12		Rice vs Vermont (N) (11/29/2024)
	12		South Fla. vs Jacksonville (11/20/2024)
	12		UAB vs Mississippi Val. (11/16/2024)
3 PT FG ATTEMPTS	35		Tulsa vs Chicago St. (11/27/2024)
	31		Tulane vs Florida (N) (11/28/2024)
	31		UTSA vs A&M-Corpus Christi (11/20/2024)
3 PT FG PERCENTAGE	.625	(10-16)	Fla. Atlantic at FIU (11/23/2024)
	.583	(7-12)	North Texas vs Texas Southern (11/07/2024)
FREE THROWS MADE	27		Memphis vs Mississippi Val. (11/04/2024)
	24		North Texas vs Alcorn (11/04/2024)
FREE THROW ATTEMPTS	39		Memphis vs Mississippi Val. (11/04/2024)
	36		North Texas vs Alcorn (11/04/2024)
FREE THROW PERCENTAGE	1.000	(10-10)	Tulsa vs Chicago St. (11/27/2024)
	1.000	(3-3)	South Fla. vs Vanderbilt (11/14/2024)
REBOUNDS	57		Wichita St. vs Okla. Christian (11/04/2024)
	56		UAB vs West Ala. (11/04/2024)
ASSISTS	24		UAB vs Southern Miss. (12/01/2024)
	24		UAB vs Mississippi Val. (11/16/2024)
	24		Tulane vs Grambling (11/16/2024)
STEALS	15		Tulane vs Grambling (11/16/2024)
	15		Temple at VCU (11/15/2024)
BLOCKED SHOTS	8		Tulsa vs Creighton (12/01/2024)
	8		UAB vs Alabama St. (N) (11/26/2024)
	8		South Fla. vs Vanderbilt (11/14/2024)
	8		South Fla. vs Mount St. Mary's (11/07/2024)
	8		UAB vs West Ala. (11/04/2024)
TURNOVERS	29		East Carolina vs Montana St. (N) (11/27/2024)
	28		Charlotte at Ohio St. (11/12/2024)
FOULS	31		Memphis vs Murray St. (11/23/2024)
	31		Tulsa at Missouri St. (11/10/2024)