

• 2024-25 UTSA ROADRUNNERS WOMEN'S BASKETBALL •

| UTSA at Charlotte | Dec. 29 | Halton Arena | Conference Opener |

#CASHIN • #BIRDSUP • #LETSGO210

GOUTSA.COM



2024-25 SCHEDULE AND RESULTS

THE MATCHUP

HEAD-TO-HEAD

NOVEMBER

7	at Texas A&M (SECN+)	L, 51-55
9	UTRGV (ESPN+)	W, 74-69
14	at New Mexico State (ESPN+)	W, 75-61
16	at UTEP (TBD)	W, 78-73
20	Texas A&M-Corpus Christi (ESPN+)	W, 62-43
28	UNC Greensboro % (PPV Live Stream)	W, 62-53
29	Towson % (PPV Live Stream)	W, 71-40

DECEMBER

7	Sam Houston (ESPN+)	W, 79-36
16	at #RV/RV Stanford (ACCNX)	L, 57-62
19	UT Arlington (ESPN+)	W, 76-61
21	at Texas State (ESPN+)	W, 70-54
29	at Charlotte * (ESPN+)	1 p.m.

JANUARY

1	UAB * (ESPN+)	6:30 p.m.
4	at Tulsa * (ESPN+)	2 p.m.
8	Rice * (ESPN+)	6:30 p.m.
11	Wichita State (ESPN+) *	12 p.m.
15	at Memphis * (ESPN+)	7 p.m.
18	at UAB * (ESPN+)	1 p.m.
22	Tulsa * (ESPN+)	6:30 p.m.
29	at South Florida * (ESPN+)	6 p.m.

FEBRUARY

1	Temple * (ESPN+)	2 p.m.
4	North Texas * (ESPN+)	6:30 p.m.
8	at Wichita State * (ESPN+)	1 p.m.
12	East Carolina * (ESPN+)	6:30 p.m.
15	Memphis * (ESPN+)	2 p.m.
22	at Rice * (ESPN+)	TBD
25	at Tulane * (ESPN+)	6:30 p.m.

MARCH

1	Florida Atlantic * (ESPN+)	12 p.m.
4	at East Carolina * (ESPN+)	5 p.m.
8-12	AAC Championships (ESPN Networks)	TBD

All Times Central | Home Games in **Bold** | Neutral Site Games in *Italics*
Puerto Rico Classico % | AAC Games *

WE ARE UTSA

When referencing University of Texas at San Antonio Athletics, please use the acronym **UTSA** and the nickname **ROADRUNNERS**. Please refrain from using UT-San Antonio, Texas-San Antonio, UT-SA, Lady Roadrunners or any other variation.

• The UTSA women's basketball team will open American Athletic Conference play on Sunday with a 1 p.m. CT road bout against Charlotte inside Halton Arena.

• The Roadrunners (9-2, 0-0 The American) will look to continue a historic season, with their 9-2 mark representing the program's best-ever entering conference play. • Before the holiday break, UTSA had a busy week, falling to #RV/RV Stanford on the road, 62-57, ahead of a 76-61 win over UT Arlington and a 70-54 Battle of I-35 victory against Texas State.

• The 49ers (5-6, 0-0 The American) fell to Davidson 82-55 in the Battle for 704 Cup last time out and will look to improve to .500 on the season.

• Jayla Kelly has played a major role defensively for CLT, with 19 blocks topping the conference. Hayleigh Breland is the squad leader in points averaging 11.9 PPG, and Keanna Rembert in rebounds with 6.0 RPG.



Sunday, Dec. 29 | 1 p.m.. CT
Charlotte, N.C.
UTSA at Charlotte



68.6	POINTS PER GAME	58.3
55.2	OPP. POINTS PER GAME	64.2
40.1	REBOUNDS PER GAME	36.5
+12.2	REBOUNDING MARGIN	+0.9
42.6	FIELD GOAL PCT.	37.0
30.5	3-POINT PCT.	25.1
73.1	FREE THROW PCT.	69.2
14.2	ASSISTS PER GAME	11.0
17.7	TURNOVERS PER GAME	17.7
8.7	STEALS PER GAME	8.2
4.1	BLOCKED SHOTS PER GAME	3.5

UTSA Roadrunners

Overall Record.....	9-2
American Athletic Conference Record.....	0-0
Home Record	4-0
Away Record	3-2
Neutral Record	2-0

Charlotte 49ers

Overall Record.....	5-6
American Athletic Conference Record.....	0-0
Home Record	3-2
Away Record	2-3
Neutral Record	0-1
UTSA All-Time vs Charlotte	4-7
at UTSA	3-3
at Charlotte.....	0-4
Current Streak.....	W3
Last.....	W, 81-80 (20T) (Jan. 14, 2024 at UTSA)

WHERE TO WATCH: ESPN+

Bobby Rosinski (play-by-play)
Kam Roach (analyst)

GAME COVERAGE

Stats: goutsa.com/wbbstats
Watch: goutsa.com/wbblive
X (Twitter): @UTSAWBB

WHERE TO LISTEN: THE BULL 93.3

www.goutsa.com/wbbradio
Neal Raphael (play-by-play)
The iHeartRadio app

PREVIOUS GAME STARTERS (70-54 WIN AT TEXAS STATE)



8
NINA
DE LEON NEGRON
GS • G • 5-6



11
SIDNEY
LOVE
JR • G • 5-8



20
MAYA
LINTON
JR • G/F • 5-11



32
JORDYN
JENKINS
R-SR • F • 6-0



25
IDARA
UDO
SO • F • 6-1

QUICK FACTS

Institution Name..... The University of Texas at San Antonio (UTSA)
Location..... San Antonio, Texas
Founded..... 1969
Enrollment..... 35,900
Nickname..... Roadrunners
School Colors Navy Blue (PMS 289), Orange (PMS 1665), White
Arena (Capacity)..... Convocation Center (2,650)
Year Opened..... 1975
Conference..... American Athletic Conference
President..... T. Taylor Eighmy, Ph.D. (Tufts, 1980)
Vice President/Athletics Director..... Lisa Campos (Colorado State)
Athletic Department Phone..... 210.458.4161
Ticket Office Phone..... 210.458.UTSA (8872)

TEAM INFORMATION

2023-24 Overall Record..... 18-15
Home / Away / Neutral..... 10-4/7-10/1-1
Conference Record/Finish..... 10-8/4th
Letterwinners Returning/Lost..... 9/7
Starters Returning/Lost..... 4/2
Newcomers..... 6

HISTORY

First Year of Basketball..... 1981-82
All-Time Record (pct.)..... 569-637 (.471)
All-Time AAC Record (pct.)..... 10-8 (.556)
Conference Regular Season Championships..... 2
2002-03 (Southland) • 2008-09 (Southland)
Conference Tournament Championships..... 2
2008 (Southland) • 2009 (Southland)
Postseason Tournament Appearances/Record..... 3/1-3 (.250)
2008 (NCAA) • 2009 (NCAA) • 2024 (WNIT)
NCAA Tournament Appearances/Record..... 2/0-2 (.000)
2008 • 2009
Last NCAA Postseason Opponent/Result..... 2009
Lost to No. 2 seed Baylor, 87-82 OT (March 22, 2009)
WNIT Tournament Appearances/Record..... 1/1-1 (.500)
2024
Last WNIT Postseason Opponent/Result..... 2024
Lost to Wyoming, 80-64 in Second Round (March 24, 2024)

COACHING STAFF

Head Coach.....Karen Aston (Fourth season - Little Rock, 1987)
Record at UTSA (Years).....47-59 (Four seasons)
Career Record (Years)..... 332-205 (17 seasons)
Assoc. Head Coach.....Jamie Carey (Fourth Season - Texas, 2004)
Assistant Coach . Cameron Miles (Fourth Season • San Diego, 2013)
Assistant Coach Chantel Govan (Second Season • UTSA, 2022)
Assistant Coach Sophia Ramos (Second Season • San Diego St., 2022)
Assistant Coach Angel Almaguer (Second Season • UTSA 2022)
Director of Operations.. Elyssa Coleman (First Season • UTSA, 2022)
Director of Performance..... Carl Austin III (Fourth Season • UTSA, 2018)
Athletic Trainer Tam-Anh Nguyen (Third Season • Texas, 2019)
Graduate Assistant Christian Hyde (First Season • UIW, 2023)

ATHLETICS COMMUNICATIONS

Associate Athletics Director/Communications..... Kyle Stephens
Assistant Director [WBB Contact]..... Ryan Smith
Smith's Email Address ryan.smith2@utsa.edu
Smith's Cell Phone..... 361.442.9600
Website..... goutsa.com

ROADRUNNER NOTES AND NEWS

WITH A WIN...

- The Roadrunners would be 10-2 and would win their American Athletic Conference opener for the first time in program history.
- UTSA would improve to 4-2 on the road and would have their first ever victory in Halton Arena.
- The 'Runners would win their fourth straight contest against Charlotte.

LAST TIME OUT

- The Roadrunners (9-2, 0-0 The American) will look to continue a historic season, with their 9-2 mark representing the program's best-ever entering conference play.
- Before the holiday break, UTSA had a busy week, falling to #RV/RV Stanford on the road, 62-57, ahead of a 76-61 win over UT Arlington and a 70-54 Battle of I-35 victory against Texas State.
- Junior Sidney Love was dominant for the 'Runners, earning a weekly honorable mention by The American thanks to 16.7 PPG with 10 rebounds, four assists and four steals.

'RUNNERS IN THE RANKINGS

- As of 12/27, UTSA enters league play at 52nd in the most recent NET, and a plus-12.2 rebound margin is 11th in the NCAA.
- They top the AAC and are 32nd nationally with a 55.2 scoring defense and a plus-13.5 scoring margin also paces the conference.
- Individually, graduate student Nina De Leon Negron averages 5.4 assists per game, a figure that is the 30th-most across the country.
- She, along with Love, sits inside the top five on The American's assist/turnover ratio leader board, with De Leon Negron second at 2.16 and Love fourth at 1.79.
- Redshirt senior Jordyn Jenkins leads the league in points (209), points per game (19.0), and free throws (50).

NOTE PAD

2024-25 WOMEN'S BASKETBALL ROSTER

#	Name	Pos	Ht	Yr.	Hometown • High School / Previous School
1	Siena Guttadauro	G	5-6	JR.-3L	San Jose, Calif./Archbishop Mitty HS
2	Alexis Parker	G	5-9	Jr.-2L	San Antonio, Texas/Brandeis HS
3	Emma Lucio	G	5-9	So.-1L	Edinburg, Texas / Robert Vela HS
4	Damara Allen	G	5-10	Fr.-HS	Aurora, Colo. / Cherokee Trail HS
5	Mia Hammonds	G	6-3	Fr.-HS	Cibolo, Texas / Steele HS
7	Nyayongah Gony	F	6-4	R-Sr.-TR	Lincoln, Neb. / Lincoln HS / Miami (Fla.) / Mississippi State
8	Nina De Leon Negron	G	5-6	GS.-TR	San Juan, Puerto Rico / Monteverde Academy / Austin Peay / UIW
11	Sidney Love	G	5-8	Jr.-2L	Cibolo, Texas/Steele HS
12	Aysia Proctor	G	5-8	So.-1L	Schertz, Texas / Samuel Clemens HS
13	Taylor Ross	F	6-1	Fr.-HS	San Antonio, Texas / Brennan HS
20	Maya Linton	F	6-0	Jr.-2L	Duncanville, Texas/Duncanville HS
21	Cheyenne Rowe	F	6-2	Jr.-1L	Ajax, Ontatio / Bill Crothers Secondary School / JMU
25	Idara Udo	F	6-1	So.-1L	Plano, Texas / Plano East HS
32	Jordyn Jenkins	F	6-0	R-Sr.-2L	Renton, Wash./Kentridge HS/Southern California
33	Emilia Dannebauer	F/C	6-4	Fr.-HS	Berlin, Germany / Sportgymnasium Chemnit

UTSA RECORD WHEN...

Category	H	R	N	O
Overall	4-0	3-2	2-0	9-2
Conference	0-0	0-0	0-0	0-0
Non-Conference	4-0	3-2	2-0	9-2
Overtime	0-0	0-0	0-0	0-0
Double Overtime	0-0	0-0	0-0	0-0
Top-10 Opponents	0-0	0-0	0-0	0-0
Top-25 Opponents	0-0	0-0	0-0	0-0
Receiving Votes	0-0	0-1	0-0	0-1
Wear White	4-0	0-0	1-0	5-0
Wear Orange	0-0	2-1	0-0	2-1
Wear Navy	0-0	1-1	1-0	2-1
In November	2-0	2-1	2-0	6-1
In December	2-0	1-1	0-0	3-1
In January	0-0	0-0	0-0	0-0
In February	0-0	0-0	0-0	0-0
In March	0-0	0-0	0-0	0-0
Lead at Half	3-0	2-0	2-0	7-0
Tied at Half	1-0	1-2	0-0	2-2
Tied at Half	0-0	0-0	0-0	0-0
Decided by 1-4 Points	0-0	0-1	0-0	0-1
Decided by 5-9 Points	1-0	1-1	1-0	3-1
Decided by 10+ Points	3-0	2-0	0-0	5-0
Scoring 80+	0-0	0-0	0-0	0-0
Scoring 70-79	3-0	3-0	1-0	7-0
Scoring 60-69	1-0	0-0	1-0	2-0
Scoring 50-59	0-0	0-2	0-0	0-2
Scoring 0-49	0-0	0-0	0-0	0-0
Opp. Scoring 80+	0-0	0-0	0-0	0-0
Opp. Scoring 70-79	0-0	1-0	0-0	1-0
Opp. Scoring 60-69	2-0	1-1	0-0	3-1
Opp. Scoring 50-59	0-0	1-1	1-0	2-1
Opp. Scoring 0-49	2-0	0-0	1-0	3-0
FG 50% or Higher	1-0	1-0	0-0	2-0
FG 40-49.9%	2-0	2-0	1-0	5-0
FG 39.9% or Lower	0-0	0-2	1-0	1-2
Opp. FG 50% or Higher	1-0	0-0	0-0	1-0
Opp. FG 40-49.9%	0-0	2-0	0-0	2-0
Opp. FG 39.9% or Lower	3-0	1-2	2-0	6-2
Better FG% than Opp.	3-0	3-0	2-0	8-0
FG% is Equal	0-0	0-0	0-0	0-0
Opp. Better FG%	1-0	0-2	0-0	1-2
FT 80% or Higher	0-0	2-0	1-0	3-0
FT 70-79.9%	2-0	1-0	0-0	3-0
FT 69.9% or Lower	2-0	0-2	1-0	3-2
Opp. FT 80% or Higher	1-0	0-0	0-0	1-0
Opp. FT 70-79.9%	0-0	1-0	0-0	1-0
Opp. FT 69.9% or Lower	3-0	2-2	2-0	7-2
Better FT% than Opp.	3-0	3-0	1-0	7-0
FT% is Equal	0-0	0-0	0-0	0-0
Opp. Better FT%	1-0	0-2	1-0	2-2
Outrebounding Opp.	4-0	3-1	1-0	8-1
Rebounds are Equal	0-0	0-0	1-0	1-0
Outrebounded by Opp.	0-0	0-1	0-0	0-1
More Assists than Opp.	4-0	2-0	2-0	8-0
Assists are Equal	0-0	1-0	0-0	1-0
Fewer Assists than Opp.	0-0	0-2	0-0	0-2
Fewer TO than Opp.	3-0	0-1	1-0	4-1
Turnovers are Equal	0-0	0-1	0-0	0-1
More TO than Opp.	1-0	3-0	1-0	5-0
4+ in Double Figures	0-0	0-0	0-0	0-0
3 in Double Figures	2-0	3-1	2-0	7-1
2 in Double Figures	2-0	0-1	0-0	2-1
1 in Double Figures	0-0	0-0	0-0	0-0
Bench Scores More	3-0	1-1	1-0	5-1
Bench Points are Equal	0-0	1-0	0-0	1-0
Opp. Bench Scores More	1-0	1-1	1-0	3-1
More Fast Break Points	4-0	2-0	1-0	7-0
Fast Break Points are Equal	0-0	0-1	0-0	0-1
Fewer Fast Break Points	0-0	1-1	1-0	2-1
More Points in Paint	4-0	3-2	2-0	9-2
Points in Paint Equal	0-0	0-0	0-0	0-0
Fewer Points in Paint	0-0	0-0	0-0	0-0
Highest Scoring Quarter	25 / November 14, 2024 at New Mexico State			
1Q	19, 3x / December 19, 2024 vs UT Arlington			
2Q	26 / November 16, 2024 at UTEP			
3Q	27 / December 7, 2024 vs Sam Houston			
4Q				
Lowest Scoring Quarters	11 / December 16, 2024 at Stanford			
1Q	9 / November 16, 2024 at UTEP			
2Q	10 / December 16, 2024 at Stanford			
3Q	13, 3x / December 19, 2024 vs UT Arlington			
4Q				
Opponent Highest Scoring Quarters	18 / November 16, 2024 at UTEP			
1Q	22 / November 20, 2024 vs Texas A&M-Corpus Christi			
2Q	27 / November 9, 2024 vs UTRGV			
3Q	25 / November 16, 2024 at UTEP			
4Q				
Opponent Lowest Scoring Quarters	7 / December 19, 2024 vs UT Arlington			
1Q	8 / November 29, 2024 vs Towson			
2Q	3 / November 20, 2024 vs Texas A&M-Corpus Christi			
3Q	6 / December 7, 2024 vs Sam Houston			
4Q				
Largest Halftime & Final Score	42 / December 19, 2024 vs UT Arlington			
Half	79 / December 7, 2024 vs Sam Houston			
Final				
Lowest Halftime & Final Score	22 / November 7, 2024 at Texas A&M			
Half	51 / November 7, 2024 at Texas A&M			
Final				
Opponent Largest Halftime & Final Score	38 / November 16, 2024 at UTEP			
Half	73 / November 16, 2024 at UTEP			
Final				
Opponent Lowest Halftime & Final Score	20 / December 21, 2024 at Texas State			
Half	36 / December 7, 2024 vs Sam Houston			
Final				

NOTES AND NEWS CONT.

ENTERING LEAGUE PLAY

- UTSA is set to enter American Athletic Conference play with a 9-2 record that represents the programs best-ever entering league play.
- The Roadrunners owns the league's best winning percentage following nonconference play, with UAB second going 9-3, while East Carolina and North Texas are tied for third at 8-4.
- UTSA maintained a plus 13.5 scoring margin across the nonconference slate, and pulled down 12.2 more rebounds than their opponents for the 11th best ratio in the NCAA.
- The Roadrunners two losses both came on the road against perennial powerhouses in Stanford and Texas A&M, with UTSA falling by a combined seven points across the contests.

BESTED THE BOBCATS

- On 12/21, the UTSA women's basketball team used a stellar second quarter to take down Texas State, 70-54, in the Battle of I-35 at Strahan Arena.
- The win was UTSA's first against Texas State since 2016 and the first at Strahan Arena since 2013.
- The Roadrunners shot 49% from the field to the opposition's 35%.
- UTSA also managed 18 more rebounds and 26 more points in the paint en route to the victory.
- Redshirt senior Jordyn Jenkins led the contest in scoring with 17 at a 70% clip with two steals.
- Graduate student Nina De Leon Negron dished out eight assists with nine points, six rebounds, and five steals.

HOME SWEET HOME

- The Roadrunners have exited the nonconference slate with a perfect 4-0 record at home, marking the first time since the 1992-93 season that UTSA has accomplished the feat.
- UTSA picked up wins over UTRGV (74-69), Texas A&M-Corpus Christi (62-43), Sam Houston (79-36) and UT Arlington (76-61) inside the Convocation Center before entering the conference slate.
- The 'Runners won their nonconference home games by an average of 20.5 points.

BATTERED THE BEARKATS

- UTSA took down Sam Houston 79-36 on 12/7, with the 43 point victory representing the the largest margin of victory against an NCAA Division I opponent since an 86-33 thrashing of Nicholls on Jan. 14, 2008.
- After taking down Towson 71-40 in their previous matchup, UTSA recorded consecutive 30-plus point victories over DI foes for the first time since December of 1996 when they beat Prairie View A&M 67-31 before topping Texas Southern 91-30.
- Redshirt senior Jordyn Jenkins earned her fourth double-double of the season in the victory, tallying 22 points at a 50% clip to go with 10 rebounds and three steals.
- Sophomore Idara Udo also performed well, scoring 15 with eight boards, while junior Sidney Love logged 10 points with five rebounds.
- Graduate student Nina De Leon Negron racked up eight assists, with junior Cheyenne Rowe working eight points and six rebounds.



CASH IN TRACKER

For the past two seasons, the UTSA women's basketball team has honored their Player of the Game with the prestigious Cash In Chain. This is not always the person who stuffs the stats sheet or is the leading scorer, but the one who had the most impact on the game, be it a double-double or a big momentum-shifting shot. The person who wins the chain dons it until the next game when Director of Basketball Performance Carl Austin III reclaims it before redistributing it to whoever helps the squad

"Cash In"

NOVEMBER

7	at Texas A&M	Jordyn Jenkins
9	UTRGV	Sidney Love
14	at New Mexico State	Jordyn Jenkins
16	at UTEP	Nina De Leon Negron
20	TAMUCC	Nina De Leon Negron
28	UNC Greensboro	Maya Linton
29	Towson	Nina De Leon Negron

DECEMBER

7	Sam Houston	Idara Udo
16	at Stanford	Sidney Love
19	UT Arlington	Sidney Love
21	at Texas State	Sidney Love
29	at Charlotte	

JANUARY

1	UAB
4	at Tulsa
8	Rice
11	Wichita State
15	at Memphis
18	at UAB
22	Tulsa
29	at South Florida

FEBRUARY

1	Temple
4	North Texas
8	at Wichita State
12	East Carolina
15	Memphis
22	at Rice
25	at Tulane

MARCH

1	Florida Atlantic
4	at East Carolina

BREAKDOWN

#11 Sidney Love	4
#8 Nina De Leon Negron	3
#32 Jordyn Jenkins	2
#20 Maya Linton	1
#25 Idara Udo	1

NOTES AND NEWS CONT.

A HOT START

- After compiling a 7-1 record to begin the season, the Roadrunners have the second-hottest start in program history.
- UTSA's 1985-86 campaign serves as the best, with the 'Runners posting an 11-1 mark before wrapping up the season 18-9.
- The Roadrunners have also secured their first seven-game winning streak since 2013-14.
- After falling to Texas A&M 55-51 on the road in the season opener, UTSA rattled off seven in a row with victories over UTRGV (74-69), New Mexico State (75-61), UTEP (78-73), and Texas A&M-Corpus Christi (62-43), UNC Greensboro (62-53), Towson (71-40) and Sam Houston (79-36).

ANOTHER ONE

- For the second time this season, redshirt senior Jordyn Jenkins was named the American Athletic Conference Player of the Week, as announced by the league on 12/2.
- Jenkins had another stellar week, first recording 14 points with nine rebounds in a win over UNC Greensboro, ahead of an 18-point performance against Towson. In total, she averaged 16.0 PPG at a 52.2% clip with three blocks, three steals and 11 boards at the Puerto Rico Clasico.
- She has now earned eight Player of the Week awards (4x CUSA, 1x Pac-12, 3x AAC) across her collegiate tenure, last receiving recognition on Nov. 18, when she was also chosen as a USBWA National Player of the Week, and to the NCAA Starting Five.

VIVA SAN JUAN

- UTSA went 2-0 at the Puerto Rico Clasico, a Feast Week tournament in San Juan, Puerto Rico
- The Roadrunners took down UNC Greensboro, 52-53, on Thanksgiving Day, before besting Towson 71-40 on Black Friday.
- The 'Runners first bested the Spartans with a trio recording double-digit scoring figures.
- Redshirt senior Jordyn Jenkins posted 14 points and was one rebound shy of a double-double, while sophomore Idara Udo was not far behind, charting 10 points and seven boards.
- Junior Maya Linton scored 11, with classmate Cheyenne Rowe tallying eight points and five rebounds.
- Sidney Love scored seven points, with five assists and four rebounds.
- UTSA dominated in the paint, with 26 points to UNCG's 16, and also logged 19 more rebounds and 12 more second-chance points than their opponents.
- The 'Runners then led wire-to-wire across a 71-40 victory over Towson.
- The win was the largest margin of victory since a 72-40 routing of Lamar on Nov. 23, 2014
- Jenkins worked 18 points, while Puerto Rico native Nina De Leon Negron posted 14 with eight assists and five rebounds and junior Cheyenne Rowe scored 10.

CROWN HER

- After dominant performances on the road against New Mexico State and UTEP, redshirt senior Jordyn Jenkins received a wealth of accolades.
- Jenkins posted double-doubles in a pair of victories over previously undefeated teams, with 28.5 PPG at a 70.4% clip and 11.5 RPG.
- She first went 9-for-14 from the field and 8-for-8 from the charity stripe for 27 points in a 75-61 win over New Mexico State, ahead of a 30-point, 10-for-13 day across a 78-73 victory against UTEP that featured a 10-for-12 mark from the free-throw line and 12 rebounds in just 25 minutes.
- For her troubles, Jenkins was named to the U.S. Basketball Writers Associations Ann Meyers Drysdale National Players of the Week list and the NCAA Starting Five as well as American Athletic Conference Player of the Week.
- She represents the first squad member to receive the USBWA honor in the award's history, which dates back to 2009
- Jenkins was named to the NCAA Starting Five once before, doing so with

NOTES AND NEWS CONT.

Southern California on Feb. 16, 2022.

- The last Roadrunner to crack the NCAA Starting Five was current Director of Operations Elyssa Coleman who was picked on Feb. 10, 2024 after averaging 21.5 PPG and 11.5 RPG with three steals and four blocks.

DOUBLE TROUBLE

- Both redshirt senior Jordyn Jenkins and junior Sidney Love posted double-doubles across the opening week of competition.
- Jenkins charted 18 points and 11 rebounds on 11/7 against Texas A&M in the season opener, before Love logged 21 points and 11 assists against UTRGV on 11/9
- Their performances represented the 17th double-double of Jenkins collegiate tenure and the second of Love's career

DIME DROPPER

- Junior Sidney Love was phenomenal against UTRGV on 11/9 recording a career-high 11 assists to go with 21 points, five rebounds, and five steals
- Love became the first squad member to tally 20-plus points and 10-plus rebounds in a single game since UTSA Athletics Hall of Farmer Monica Gibbs charted 20 points and 10 assists against Lamar on Feb. 28, 2009.
- No 'Runner has recorded double-digit assist figures since Karrington Donald on Jan. 2, 2021, against Rice.

LAST SEASONS SUCCESS

- The Roadrunners ended 2023-24 ranked at or near the top in several statistical categories at both the national and conference level recording: 44.5 Rebounds per game (6th in NCAA, 1st in AAC), 15.8 Offensive Rebounds Per Game (10th in NCAA, 3rd in AAC), +8.2 Rebound Margin (13th in NCAA, 1st in AAC), 36.3% Field Goal Defense (19th in NCAA, 1st in AAC), 28.6 Defensive Rebounds per game (27th in NCAA, 2nd in AAC), 4.6 Blocks Per Game (32nd in NCAA, 3rd in AAC).

FOR THE FIRST TIME

- UTSA is coming off a season that saw them pick up the programs first postseason victory on March 21, 2024 as they took down Northern Colorado, 80-62, in the First Round of the 2024 Postseason WNIT.
- The Roadrunners fell in the Second Round to Wyoming, 80-64 in Laramie, and are now 1-3 all-time in national postseason play.
- It was UTSA's third national postseason selection, following first-round exits in the 2007-08 and 2008-09 NCAA Tournaments, both coming as a result of winning the Southland Conference Tournament Championship.
- In their last NCAA postseason bout, UTSA hung tough, taking No. 2 seed Baylor to overtime in Lubbock in the opening round of the NCAA Tournament before falling 87-82 on March 22, 2009.
- In UTSA's first NCAA Tournament contest, they suffered a 92-51 defeat at the hands of No. 2 seed Texas A&M in Baton Rouge, Louisiana on 3/21/08.

YEAR TWO IN THE AMERICAN

- The Roadrunners embarked on their first season as a member of the American Athletic Conference last year, going 10-8 in conference play before edging past South Florida in the quarterfinal of the 2023-24 American Championships, and falling to East Carolina in the semifinals.
- The step up in competition didn't faze the Roadrunners, as a 10-8 mark represented the first time since the 2016-17 season that UTSA posted a winning conference record, while the 'Runners 18-15 overall mark was the first overall winning record since managing a 16-15 record across 2014-15.
- This marked back-to-back seasons in which UTSA reached the semifinals of its conference tournament, and the 11th semifinal appearance in the program's history.
- UTSA joined the league from Conference USA where they went 44-107, and last claimed a league championship as a member of the Southland Conference
- The 'Runners were the 2002-03 SLC Regular Season Champs, and won the league again in 2008-09.
- The program has won two SLC Tournaments, punching its ticket to the NCAA Tournament in 2008 and 2009.

GUESS WHO'S BACK?

- The 2022-23 CUSA Player and Newcomer of the Year, Jordyn Jenkins will be back in action for UTSA after she was sidelined for the majority of the 2023-24 campaign.
- Jenkins became the third player in CUSA history to win all three awards and the first in 10 years, was the first Roadrunner to earn CUSA Player of the Year, and was the first UTSA student-athlete to win four CUSA POW honors in a single season.
- She was awarded All-Texas First-Team by Dave Campbell's Texas Basketball, after leading the league with 659 points, averaging 20.6 PPG at a 49.3% clip 659 points scored serves as the UTSA school record.
- Jenkins maintained a 79.0% free throw percentage and recorded 7.5 RPG and 1.3 SPG.
- She appeared in the final 12 games of the 2023-24 season, averaged 17.1 PPG and 6.8 RPG with 15 steals and

NOTES AND NEWS CONT.

13 blocks despite a minutes restriction

- Jenkins quickly made an impact upon her return, earning AAC Player of the Week honors.
- She won the award on Feb. 19 after battling two of The American's top teams in Tulsa and UNT, first scored 11 points and snagging seven boards against the Golden Hurricane before exploding for 29 points and four rebounds in just 24 minutes against the Mean Green.
- She's primed for another sensational season, with the goal of becoming the first player in the history of the program to make a WNBA roster.

BACK IN ACTION

- In addition to Jordyn Jenkins, UTSA returns a trio of top performers, including junior Sidney Love, and sophomores Idara Udo and Aysia Proctor.
- Love started all but one contest for the 'Runners, finishing second on the team with 106 assists and a team-high 43 steals with 9.6 PPG.
- Udo received an AAC Freshman of the Week honor, and figures to play a major role defensively in 2024-25 after hauling in 195 rebounds with 25 blocks and 15 steals.
- Proctor, meanwhile, was a three-time conference Freshman of the Week, becoming the first to win three since Mikayla Woods did so in Conference USA across the 2019-20 campaign.
- She averaged 9.7 PPG at a 44.8% clip, and knocked down the second-most triples on the team nailing 40 at a 38.5% rate.

NOTABLE NEWCOMERS

- UTSA added five to the squad, including transfer pieces in Nina De Leon Negron (UIW) and Nyayongah Gony (Mississippi State).
- De Leon Negron has been one of the Southland's top point guards, winning SLC Newcomer of the Year in 2022-23, along with an all-defensive team pick, ahead of a first-team selection in 2023-24.
- Including her time at Austin Peay before UIW she averages 8.19 PPG and 4.4 RPG while dishing out 352 assists.
- Gony saw action in 49 games between stints at Mississippi State and Miami, and previously was as the top recruit in the state of Nebraska, receiving a four-star rating from both espnW HoopGurlz and ProspectsNation.com.
- True freshman Damara Allen, Mia Hammonds, Taylor Ross, and Emilia Dannebauer.

BIG SHOES TO FILL

- The Roadrunners will have to replace critical members of the squad, as Kyra White signed a professional contract after graduating, and Elyssa Coleman transitions to a role as Director of Basketball Operations.
- White signed a one-year professional contract with Fr. Mathews Basketball Club out of Ireland, where she'll compete on the organization's Women's Super League team (WSL).
- She wrapped up 2023-24 with 4.8 assists per game, a figure that slotted her second in the AAC, and she also posted a 1.65 assists/turnover ratio that ranked third.
- White played 34.7 minutes per game for the third most in the league and 1.0 blocks per game were 10th.
- In addition to her stellar assist number she charted 9.9 points per game, 5.0 rebounds per game, and was second on the team swiping 34 steals.
- Coleman, meanwhile initially planned to return for the 2024-25 season, before an offseason injury pushed her towards a medical retirement.
- After redshirting at Texas, Coleman transferred to UTSA and had an immediate impact on the squad, eventually becoming the program's all-time blocking leader swatting 140 shots and joining the 500-rebound club with 588 boards representing the ninth-most in program history.
- Across 94 games for the Roadrunners she started 78, averaging 9.3 PPG and 7.2 RPG.
- She was named to the 2022-23 Conference-USA All-Defensive Team as a redshirt sophomore, and for her work in the classroom was featured on the 2021-22 C-USA Commissioners Honor Roll and the 2023-24 American Athletic Conference All-Academic Team.

ALL ABOARD THE ASTON EXPRESS

- The UTSA rebuild is ahead of schedule, as head coach Karen Aston inherited a 2-18 squad in 2021 and never looked back.
- Aston who holds a career record of 322-203, has gone 38-57 at UTSA across three seasons improving from a 7-23 mark in 2021-22, to 13-19 in 2022-23 and 18-15 in 2023-24.
- Under her tutelage, the Roadrunners achieved their first ever postseason victory on March 21, 2024 as they took down Northern Colorado, 80-62, in the First Round of the 2024 Postseason WNIT, and also recorded the most wins in a single season since 2008-09, the first national postseason selection since 2008-09.
- The 'Runners finished fourth in the conference for the highest since the 2014-15 CUSA campaign and went 8-7 for the first winning nonconference record since 2013-14.
- UTSA's NET ranking of 136 in 2023-24 was the program's highest ranking to conclude a season since NET rankings began, and an average opponent NET of 97 was also the highest.

ROSTER ANALYSIS

NUMERICAL ROSTER

#	NAME	POS	HT	YR.	EXP	HOMETOWN / PREVIOUS SCHOOL
1	Siena Guttadauro	G	5-6	JR.	3L	San Jose, Calif./Archbishop Mitty HS
2	Alexis Parker	G	5-9	Jr.	2L	San Antonio, Texas/Brandeis HS
3	Emma Lucio	G	5-9	So.	1L	Edinburg, Texas / Robert Vela HS
4	Damara Allen	G	5-10	Fr.	HS	Aurora, Colo. / Cherokee Trail HS
5	Mia Hammonds	G	6-3	Fr.	HS	Cibolo, Texas / Steele HS
7	Nyayongah Gony	F	6-4	R-Sr.	TR	Lincoln, Neb. / Lincoln HS / Miami (Fla.) / Mississippi State
8	Nina De Leon Negron	G	5-6	GS.	TR	San Juan, Puerto Rico / Monteverde Academy / Austin Peay / UIW
11	Sidney Love	G	5-8	Jr.	2L	Cibolo, Texas/Steele HS
12	Aysia Proctor	G	5-8	So.	1L	Schertz, Texas / Samuel Clemens HS
13	Taylor Ross	F	6-1	Fr.	HS	San Antonio, Texas / Brennan HS
20	Maya Linton	F	6-0	Jr.	2L	Duncanville, Texas/Duncanville HS
21	Cheyenne Rowe	F	6-2	Jr.	1L	Ajax, Ontatio / Bill Crothers Secondary School / JMU
25	Idara Udo	F	6-1	So.	1L	Plano, Texas / Plano East HS
32	Jordyn Jenkins	F	6-0	R-Sr.	2L	Renton, Wash./Kentridge HS/Southern California
33	Emilia Dannebauer	F/C	6-4	Fr.	HS	Berlin, Germany / Sportgymnasium Chemnit

ALPHABETICAL ROSTER

#	NAME	POS	HT	YR.	EXP	HOMETOWN / PREVIOUS SCHOOL
4	Damara Allen	G	5-10	Fr.	HS	Aurora, Colo. / Cherokee Trail HS
33	Emilia Dannebauer	F/C	6-4	Fr.	HS	Berlin, Germany / Sportgymnasium Chemnit
8	Nina De Leon Negron	G	5-6	GS.	TR	San Juan, Puerto Rico / Monteverde Academy / Austin Peay / UIW
7	Nyayongah Gony	F	6-4	R-Sr	TR	Lincoln, Neb. / Lincoln HS / Miami (Fla.) / Mississippi State
1	Siena Guttadauro	G	5-6	JR.	3L	San Jose, Calif./Archbishop Mitty HS
5	Mia Hammonds	G	6-3	Fr.	HS	Cibolo, Texas / Steele HS
32	Jordyn Jenkins	F	6-0	R-Sr.	2L	Renton, Wash./Kentridge HS/Southern California
20	Maya Linton	F	6-0	Jr.	2L	Duncanville, Texas/Duncanville HS
11	Sidney Love	G	5-8	Jr.	2L	Cibolo, Texas/Steele HS
3	Emma Lucio	G	5-9	So.	1L	Edinburg, Texas / Robert Vela HS
2	Alexis Parker	G	5-9	Jr.	2L	San Antonio, Texas/Brandeis HS
12	Aysia Proctor	G	5-8	So.	1L	Schertz, Texas / Samuel Clemens HS
13	Taylor Ross	F	6-1	Fr.	HS	San Antonio, Texas / Brennan HS
21	Cheyenne Rowe	F	6-2	Jr.	1L	Ajax, Ontatio / Bill Crothers Secondary School / JMU
25	Idara Udo	F	6-1	So.	1L	Plano, Texas / Plano East HS

ROSTER BREAKDOWN

BY CLASS

Graduate Student (1)	De Leon Negron
Senior (2)	Gony, Jenkins
Junior (5)	Guttadauro, Linton, Love, Parker, Rowe
Sophomore (3)	Lucio, Proctor, Udo
Freshman (4)	Allen, Dannebauer, Hammonds, Ross

BY POSITION

Guard (8)	Allen, De Leon Negron, Guttadauro, Hammonds, Love, Lucio, Parker, Proctor
Forward (6)	Gony, Jenkins, Linton, Rowe, Ross, Udo
Center (1)	Dannebauer

BY STATE

Texas (8)	Hammonds, Love, Linton, Lucio, Parker, Proctor, Ross, Udo
California (1)	Guttadauro
Canada (1)	Rowe
Colorado (1)	Allen
Germany (1)	Dannebauer
Nebraska (1)	Gony
Puerto Rico (1)	De Leon Negron
Washington (1)	Jenkins

PRONUNCIATION GUIDE

FIRST	LAST
1 Siena Guttadauro	Goo-tuh-DAR (like far)-roh
3 Emma Lucio	Loose-E-O
4 Damara Allen	Duh-mare-uh
7 Nyayongah Gony	Nye-ON-Guh Go-Knee
8 Nina De Leon Negron	De Le-own Neg-rr-on
12 Aysia Proctor	Asia
25 Idara Udo	ID-are-Uh oo-doe
33 Emilia Dannebauer	Dan-boww-er

Visit gouts.com/wbbnames to listen to audio pronunciations

Head Coach: Karen Aston (Fourth season • Little Rock, 1987)
Associate Head Coach: Jamie Carey (Fourth season • Texas, 2004)
Assistant Coach / Coordinator of Scouting: Cameron Miles (Fourth season • San Diego, 2013)
Assistant Coach / Recruiting Coordinator: Chantel Govan (Second season • UTSA, 2022)
Assistant Coach: Sophia Ramos (Second season • San Diego State, 2022)
Assistant Coach: Angel Almaguer (Second Season • UTSA 2022)
Director of Operations: Elyssa Coleman (First Season • UTSA, 2022)
Director of Basketball Performance: Carl Austin III (Fourth season • UTSA, 2018)
Athletic Trainer: Tam-Anh Nguyen (Third season • Texas, 2019)
Graduate Assistant: Christian Hyde (First Season • UIW, 2023)

2024-25 UTSA WOMEN'S BASKETBALL ROSTER



1
SIENA GUTTADAURO
JR • G • 5-6
SAN JOSE, CALIFORNIA



2
ALEXIS PARKER
JR • G • 5-9
SAN ANTONIO, TEXAS



3
EMMA LUCIO
SO • G • 5-9
EDINBURG, TEXAS




4
DAMARA ALLEN
FR • G • 5-10
AURORA, COLO.



5
MIA HAMMONDS
FR • G • 6-3
CIBOLO, TEXAS



7
NYAYONGAH GONY
R-SR • F • 6-4
LINCOLN, NEBRASKA



8
NINA DE LEON NEGRON
GS • G • 5-6
SAN JUAN, PUERTO RICO



11
SIDNEY LOVE
JR • G • 5-8
CIBOLO, TEXAS




12
AYSIA PROCTOR
SO • G • 5-8
SCHERTZ, TEXAS



13
TAYLOR ROSS
FR • F • 6-1
SAN ANTONIO, TEXAS



20
MAYA LINTON
JR • F • 5-11
DUNCANVILLE, TEXAS



21
CHEYENNE ROWE
JR • F • 6-2
AJAX, ONTARIO, CANADA



25
IDARA UDO
SO • F • 6-1
PLANO, TEXAS



32
JORDYN JENKINS
R-SR • F • 6-0
RENTON, WASHINGTON



33
EMILIA DANNEBAUER
FR • F/C • 6-4
BERLIN, GERMANY



HC
KAREN ASTON
HEAD COACH
FOURTH SEASON



AC
JAMIE CAREY
ASSOCIATE HEAD COACH
FOURTH SEASON



AC
CAMERON MILES
ASSISTANT COACH
FOURTH SEASON



AC
CHANTEL GOVAN
ASSISTANT COACH
THIRD SEASON



AC
SOPHIA RAMOS
ASSISTANT COACH
SECOND SEASON



AC
ANGEL ALMAGUER
ASSISTANT COACH
SECOND SEASON

SUPERLATIVES

DOUBLE-DOUBLE TRACKER

Date / Opp.	Who	Stat
Nov. 7 / Texas A&M	Jenkins	18 Points / 11 Rebounds
Nov. 9 / UTRGV	Love	21 Points / 11 Assists
Nov. 14 / NM State	Jenkins ²	27 Points / 11 Rebounds
Nov. 16 / UTEP	Jenkins ³	30 Points / 12 Rebounds
Dec. 7 / Sam Houston	Jenkins ⁴	22 Points / 10 Rebounds
Dec. 16 / Stanford	De Leon Negron	12 Points / 10 Rebounds

DOUBLE-DIGIT POINTS

Date / Opp.	Who	Stat
Nov. 7 / Texas A&M	Jenkins	18 Points
Nov. 7 / Texas A&M	Love	10 Points
Nov. 9 / UTRGV	Love ²	21 Points
Nov. 9 / UTRGV	Jenkins ²	19 Points
Nov. 14 / NM State	Jenkins ³	27 Points
Nov. 14 / NM State	De Leon Negron	14 Points
Nov. 14 / NM State	Udo	11 Points
Nov. 16 / UTEP	Jenkins ⁴	30 Points
Nov. 16 / UTEP	De Leon Negron ²	13 Points
Nov. 16 / UTEP	Linton	12 Points
Nov. 16 / TAMUCC	De Leon Negron ³	16 Points
Nov. 16 / TAMUCC	Jenkins ⁵	16 Points
Nov. 28 / UNCG	Jenkins ⁶	14 Points
Nov. 28 / UNCG	Linton	11 Points
Nov. 28 / UNCG	Udo ²	10 Points
Nov. 29 / Towson	Jenkins ⁷	18 Points
Nov. 29 / Towson	De Leon Negron ⁴	14 Points
Nov. 29 / Towson	Rowe	10 Points
Dec. 7 / Sam Houston	Jenkins ⁸	22 Points
Dec. 7 / Sam Houston	Udo ³	15 Points
Dec. 7 / Sam Houston	Love ³	10 Points
Dec. 16 / Stanford	Jenkins ⁹	14 Points
Dec. 16 / Stanford	Love ⁴	14 Points
Dec. 19 / UT Arlington	Love ⁵	21 Points
Dec. 19 / UT Arlington	Jenkins ¹⁰	14 Points
Dec. 19 / UT Arlington	Udo ⁴	10 Points
Dec. 21 / Texas State	Jenkins ¹¹	17 Points
Dec. 21 / Texas State	Love ⁶	15 Points
Dec. 21 / Texas State	Rowe ²	10 Points

DOUBLE-DIGIT REBOUNDS

Date / Opp.	Who	Stat
Nov. 7 / Texas A&M	Jenkins	11 Rebounds
Nov. 14 / NM State	Jenkins ²	11 Rebounds
Nov. 16 / UTEP	Jenkins ³	12 Rebounds
Nov. 20 / TAMUCC	Udo	10 Rebounds
Dec. 7 / Sam Houston	Jenkins ⁴	10 Rebounds
Dec. 16 / Stanford	De Leon Negron	10 Rebounds

DOUBLE-DIGIT ASSISTS

Date / Opp.	Who	Stat
Nov. 9 / UTRGV	Love	11 Assists

GAME-BY-GAME STARTERS

NOVEMBER

		1	2	3	4	5
7	AT TEXAS A&M	DE LEON NEGRON	LOVE	LINTON	JENKINS	UDO
9	UTRGV	LOVE	PARKER	ALLEN	JENKINS	UDO
14	AT NEW MEXICO STATE	LOVE	PARKER	ALLEN	JENKINS	UDO
16	AT UTEP	DE LEON NEGRON	LOVE	LINTON	JENKINS	UDO
20	TAMUCC	DE LEON NEGRON	LOVE	LINTON	JENKINS	UDO
28	VS. UNCG	DE LEON NEGRON	LOVE	LINTON	JENKINS	UDO
29	VS. TOWSON	DE LEON NEGRON	LOVE	LINTON	JENKINS	UDO

DECEMBER

		1	2	3	4	5
7	SAM HOUSTON	DE LEON NEGRON	LOVE	LINTON	JENKINS	UDO
16	AT STANFORD	DE LEON NEGRON	LOVE	LINTON	JENKINS	UDO
19	UT ARLINGTON	DE LEON NEGRON	LOVE	LINTON	JENKINS	UDO
21	AT TEXAS STATE	DE LEON NEGRON	LOVE	LINTON	JENKINS	UDO
29	AT CHARLOTTE *	---	---	---	---	---

JANUARY

		1	2	3	4	5
1	UAB *	---	---	---	---	---
4	AT TULSA *	---	---	---	---	---
8	RICE *	---	---	---	---	---
11	WICHITA STATE *	---	---	---	---	---
15	AT MEMPHIS *	---	---	---	---	---
18	AT UAB *	---	---	---	---	---
22	TULSA *	---	---	---	---	---
29	AT SOUTH FLORIDA *	---	---	---	---	---

FEBRUARY

		1	2	3	4	5
1	TEMPLE *	---	---	---	---	---
4	NORTH TEXAS *	---	---	---	---	---
8	AT WICHITA STATE *	---	---	---	---	---
12	EAST CAROLINA *	---	---	---	---	---
15	MEMPHIS *	---	---	---	---	---
22	AT RICE *	---	---	---	---	---
25	AT TULANE *	---	---	---	---	---

MARCH

		1	2	3	4	5
1	FLORIDA ATLANTIC *	---	---	---	---	---
4	AT EAST CAROLINA *	---	---	---	---	---

BREAKDOWN

		1	2	3	4	5
#1	Siena Guttadauro	---	---	---	---	---
#2	Alexis Parker	---	2	---	---	---
#3	Emma Lucio	---	---	---	---	---
#4	Damara Allen	---	---	2	---	---
#5	Mia Hammonds	---	---	---	---	---
#7	Nyayongah Gony	---	---	---	---	---
#8	Nina De Leon Negron	9	---	---	---	---
#11	Sidney Love	2	9	---	---	---
#12	Aysia Proctor	---	---	---	---	---
#13	Taylor Ross	---	---	---	---	---
#20	Maya Linton	---	---	9	---	---
#21	Cheyenne Rowe	---	---	---	---	---
#25	Idara Udo	---	---	---	---	11
#32	Jordyn Jenkins	---	---	---	11	---
#33	Emilia Dannebauer	---	---	---	---	---

THE LAST TIME...

TEAM

PLAYED A RANKED TEAM

vs No. 21 Middle Tennessee (W, 58-53) - 2/4/23

BEAT A RANKED TEAM

vs No. 21 Middle Tennessee (W, 58-53) - 2/4/23

LOST TO A RANKED TEAM AT HOME

at No. 23 Texas A&M (L, 51-77) - 12/20/21

LOST TO A RANKED TEAM ON THE ROAD

at No. 23 Texas A&M (L, 51-77) - 12/20/21

PLAYED AN OVERTIME GAME

vs North Texas (W, 75-67) - 1/31/24

PLAYED A DOUBLE-OVERTIME GAME

vs Charlotte (W, 81-80) - 1/14/24

PLAYED A TRIPLE-OVERTIME GAME

vs FIU (L, 103-107) - 2/6/21

SCORED 100+ POINTS

UTSA: 103, vs FIU - 2/6/21

Opp: 107, vs FIU - 2/6/21

SCORED 90+ POINTS

UTSA: 90 vs UTEP (W, 90-66) - 12/3/23

Opp: 93 at Houston (L, 89-93) - 12/19/22

SCORED LESS THAN 50 POINTS

UTSA: 48, vs Temple - 2/22/24

Opp: 36, vs Sam Houston - 12/7/24

WON BY 20+ POINTS

UTSA: (43) (79-36), vs Sam Houston - 12/7/24

Opp: (28) (54-82), at East Carolina - 1/2/24

WON BY 30+ POINTS

UTSA: (43) (79-36), vs Sam Houston - 12/7/24

Opp: (39) (41-80), at Middle Tennessee - 1/5/23

WON BY 40+ POINTS

UTSA: (43) (79-36), vs Sam Houston - 12/7/24

Opp: (57) (58-115), at Texas Tech - 12/29/19

HAD 2+ 20-POINT SCORERS

UTSA: Jordyn Jenkins (25) & Sidney Love (22), at Charlotte

- 3/2/23

Opp: Karina Gordon (22) & Danae McNea (20), at East Carolina

- 1/2/24

FORCED 30+ TURNOVERS

UTSA: 30, vs Concordia Texas - 11/6/19

Opp: 31, at Texas Tech- 11/20/23

PLAYER

SCORED 40+ POINTS

UTSA: 40, Jordyn Jenkins, at North Texas - 2/20/237

Opp: 43, Keila Shelton, vs Louisiana Tech - 2/7/13

SCORED 30+ POINTS

UTSA: 30, Jordyn Jenkins, at UTEP - 11/16/2024

Opp: 30, Malai Fisher, vs Rice - 3/5/24

RECORDED A TRIPLE-DOUBLE

UTSA: Monica Gibbs (19 pts, 11 reb, 11 ast), at TAMUCC

Opp: N/A

ONE PLAYER RECORDED A DOUBLE-DOUBLE

UTSA: Nina De Leon Negron (12 pts & 10 reb), at Stanford - 12/16/24

Opp: Allyson Fertig (17 pts & 10 reb), at Wyoming - 3/24/24

TWO PLAYERS RECORDED A DOUBLE-DOUBLE

UTSA: Elyssa Coleman (10 pts & 11 reb) & Jordyn Jenkins (15

pts & 10 reb),vs Temple - 2/22/24

Opp: Janeta Rozentale (17 pts & 10 reb) & Iggy Allen (23 pts & 16 reb), at Florida Atlantic - 2/12/21

RECORDED 20+ REBOUNDS

UTSA: 23, Anika Anderson, vs Sam Houston State - 2/21/09

Opp: 20, Briana Wright, vs FIU - 2/13/16

RECORDED 15+ REBOUNDS

UTSA: 19, Elyssa Coleman, vs Wichita State - 1/6/24

Opp: 17, Alasia Smith, at Florida Atlantic - 2/28/24

TWO OR MORE PLAYERS RECORDED DOUBLE-DIGIT REBOUNDS

UTSA: Elyssa Coleman (11) & Jordyn Jenkins (10), vs Temple - 2/22/24

Opp: Iggy Allen (10) & Brianna Jackson (12)d Dominion - 1/13/21

RECORDED 20+ POINTS & 20+ REBOUNDS

UTSA: Ashleigh Franklin (22 pts, 22 reb), at Sam Houston - 2/20/10

Opp: Jessica Kuster (21 pts, 21 reb), vs Rice - 12/20/11

RECORDED 10+ ASSISTS

UTSA: 11, Sidney Love vs UTRGV - 11/9/24

Opp: 11, Courtney Blakely, at Middle Tennessee - 1/5/23

RECORDED 20+ POINTS & 10+ ASSISTS

UTSA: Sidney Love (21 pts, 11 ast), vs UTRGV - 11/9/24

Opp: N/A

MADE 8+ 3-POINTERS

UTSA: 8rrie Davis, vs Lamar - 1/12/08

Opp: N/A

MADE 7+ 3-POINTERS

UTSA: 7, Ashley Spatletta, vs UT Arlington - 2/9/13

Opp: 7, Katelyn Crosthwait, at Rice - 1/16/23

MADE 6+ 3-POINTERS

UTSA: 6, Carlie Heineman, vs Old Dominion - 1/13/18

Opp: 6, Karina Gordon, at East Carolina - 1/2/24

MADE 15+ FREE THROWS

UTSA: 15, Mikayla Woods, vs Sam Houston State - 12/8/19

Opp: 18, Jennie Simms, at Old Dominion - 2/27/16

MADE 10+ FREE THROWS

UTSA: 10, Jordyn Jenkins, at UTEP - 11/16/2024

Opp: 11, Destiny Thurman, at UTEP - 1/23/22

RECORDED 5+ BLOCKS

UTSA: 6, Elyssa Coleman, at FIU - 1/21/23

Opp: 5,Amirah Abdur-Rahim, at SMU - 1/30/24

RECORDED 5+ STEALS

UTSA: 5, Nina De Leon Negron, at Texas State - 12/21/24

Opp: 6, Danae McNeal, at East Carolina - 1/2/24

PLAYED EVERY MINUTE (REGULATION)

UTSA: Karrington Donald, at Southern Miss - 1/23/21

Opp: Maya Perry, at Florida Atlantic - 1/10/24

TWO PLAYERS PLAYED EVERY MINUTE (REGULATION)

UTSA: Chrystal Chidomere & Loryn Goodwin, vs Rice - 2/16/16

Opp: Courtney Blakely & Jalynn Gregory, at Middle Tennessee - 1/5/23

PLAYED EVERY MINUTE (+OT)

UTSA: Monica Gibbs, vs Baylor - 3/22/09

Opp: Destinee Rogers, at Central Arkansas - 2/11/09

PLAYED EVERY MINUTE (+2OT)

UTSA: Ashleigh Franklin, vs Nicholls - 2/19/11

Opp: Ricshanda Bickham & KK Babin, vs Nicholls - 2/19/11

5 OR MORE PLAYERS SCORED IN DOUBLE DIGITS

UTSA: Sidney Love (16), Kyra White(15), Idara Udo (11), Jordyn Jenkins (11), Aysia Proctor (10), at Tulsa - 2/14/24

Opp: Eric Wilson (22)abine Lipe (13), Elina Arike (12), Avery Crouse (11), Jazion Jackson (10), at UTEP - 2/11/23

NO ONE SCORED IN DOUBLE DIGITS

UTSA: at Florida Atlantic - 1/29/22

Opp: vs Texas A&M-Kingsville -11/16/16

2024-25 COMBINED STATS

Game Records

Record	Overall	Home	Away	Neutral
ALL GAMES	9-2	4-0	3-2	2-0
CONFERENCE	0-0	0-0	0-0	0-0
NON-CONFERENCE	9-2	4-0	3-2	2-0

Score by Periods

Team	1st	2nd	3rd	4th	OT	TOT
UTSA	196	178	185	196	0	755
Opponents	139	159	150	159	0	607

Team Box Score

No.	Player				Total		3-Point		F-Throw		Rebounds													
		GP-GS	MIN	AVG	FG-FGA	FG%	3FG-3FGA	3FG%	FT-FTA	FT%	OFF	DEF	TOT	AVG	PF	DQ	A	TO	BLK	STL	PTS	AVG		
32	JENKINS, Jordyn	11-11	311:01	28.3	76-146	.521	7-21	.333	50-60	.833	23	55	78	7.1	20	0	6	24	13	18	209	19.0		
11	LOVE, Sidney	11-11	332:40	30.2	47-108	.435	12-36	.333	16-21	.762	9	26	35	3.2	19	0	43	24	3	18	122	11.1		
8	DE LEON NEGRON, Nina	10-9	283:21	28.3	36-81	.444	13-32	.406	11-17	.647	8	36	44	4.4	15	0	54	25	0	16	96	9.6		
25	UDO, Idara	11-11	233:29	21.2	32-76	.421	2-5	.400	15-21	.714	35	26	61	5.5	33	1	10	26	7	5	81	7.4		
21	ROWE, Cheyenne	11-0	141:38	12.9	22-41	.537	0-4	.000	11-14	.786	19	20	39	3.5	18	0	4	9	3	2	55	5.0		
20	LINTON, Maya	11-9	209:13	19.0	16-47	.340	7-24	.292	8-13	.615	11	18	29	2.6	34	2	11	26	3	15	47	4.3		
1	GUTTADAURO, Siena	5-0	76:01	15.2	7-20	.350	4-15	.267	1-2	.500	3	2	5	1.0	3	0	7	4	0	1	19	3.8		
13	ROSS, Taylor	8-0	56:25	7.1	7-15	.467	3-4	.750	6-8	.750	9	14	23	2.9	11	0	0	7	5	3	23	2.9		
7	GONY, Nyayongah	10-0	115:04	11.5	8-20	.400	1-4	.250	7-9	.778	11	12	23	2.3	14	0	1	12	5	4	24	2.4		
3	LUCIO, Emma	10-0	93:14	9.3	9-27	.333	4-13	.308	1-2	.500	2	9	11	1.1	9	0	4	10	0	1	23	2.3		
4	ALLEN, Damara	10-2	120:42	12.1	9-25	.360	2-11	.182	3-4	.750	6	15	21	2.1	14	0	7	8	2	5	23	2.3		
2	PARKER, Alexis	11-2	130:37	11.9	8-30	.267	1-10	.100	4-7	.571	8	14	22	2.0	11	0	6	8	1	5	21	1.9		
12	PROCTOR, Aysia	2-0	13:20	6.7	1-4	.250	0-0	.000	0-0	.000	0	2	2	1.0	0	0	2	1	0	0	2	1.0		
5	HAMMONDS, Mia	8-0	68:25	8.6	2-16	.125	1-8	.125	3-4	.750	3	13	16	2.0	7	0	1	5	2	3	8	1.0		
33	DANNEBAUER, Emilia	4-0	14:51	3.7	1-3	.333	0-0	.000	0-4	.000	1	2	3	0.8	0	0	0	2	1	0	2	0.5		
Team											18	11	29					4						
Total		11	2200		281-659	.426	57-187	.305	136-186	.731	166	275	441	40.1	208	3	156	195	45	96	755	68.6		
Opponents		11	2200		211-576	.366	65-193	.337	120-194	.619	99	208	307	27.9	200	7	108	205	38	78	607	55.2		

Team Statistics

	UTSA	OPP
Scoring	755	607
Points per game	68.6	55.2
Scoring margin	+13.5	-
Field goals-att	281-659	211-576
Field goal pct	.426	.366
3 point fg-att	57-187	65-193
3-point FG pct	.305	.337
3-pt FG made per game	5.2	5.9
Free throws-att	136-186	120-194
Free throw pct	.731	.619
F-Throws made per game	12.4	10.9
Rebounds	441	307
Rebounds per game	40.1	27.9
Rebounding margin	+12.2	-
Assists	156	108
Assists per game	14.2	9.8
Turnovers	195	205
Turnovers per game	17.7	18.6
Turnover margin	+0.9	-
Assist/turnover ratio	0.8	0.5
Steals	96	78
Steals per game	8.7	7.1
Blocks	45	38
Blocks per game	4.1	3.5
Winning streak	2	-
Home win streak	4	-
Attendance	3094	13960
Home games-Avg/Game	4-774	5-2792
Neutral site-Avg/Game	-	2-100

Team Results

Date	Opponent		Score	Att.
11/07/2024	at Texas A&M	L	51-55	7507
11/09/2024	UTRGV	W	74-69	739
11/14/2024	at New Mexico St.	W	75-61	812
11/16/2024	at UTEP	W	78-73	1041
11/20/2024	A&M-Corpus Christi	W	62-43	743
11/28/2024	vs UNC Greensboro	W	62-53	100
11/29/2024	vs Towson	W	71-40	100
12/07/2024	Sam Houston	W	79-36	837
12/16/2024	at Stanford	L	57-62	4600
12/19/2024	UT Arlington	W	76-61	775
12/21/2024	at Texas St.	W	70-54	0

NCAA TEAM RANKING SUMMARY

Statistic	National Rank	Conference Rank	Value	National Leader	Value	Conference Leader	Value
Assist/Turnover Ratio (353 ranked)	185	4	0.80	Kansas St.	1.96	Rice	1.08
Assists Per Game (353 ranked)	135	3	14.2	Oklahoma	23.5	UAB	16.2
Bench Points Per Game (353 ranked)	211	9	18.5	South Carolina	40.6	Rice	25.0
Blocks Per Game (353 ranked)	65	3	4.1	Kentucky	8.3	UAB	5.7
Field Goal Percentage (353 ranked)	121	3	42.6	Kansas St.	51.1	UAB	44.7
Field Goal Percentage Defense (353 ranked)	52	2	36.6	UCLA	31.0	Tulane	36.3
Fouls Per Game (353 ranked)	287	11	18.9	NC State	12.0	Fla. Atlantic	13.5
Free Throw Attempts Per Game (353 ranked)	152	8	16.91	Jacksonville	27.18	North Texas	24.42
Free Throw Percentage (353 ranked)	95	1	73.1	Kent St.	83.7	UTSA	73.1
Free Throws Made Per Game (353 ranked)	115	5	12.36	Jacksonville	19.91	North Texas	17.00
Rebound Margin (353 ranked)	11	1	12.2	UCLA	19.3	UTSA	12.2
Rebounds (Defensive) Per Game (353 ranked)	182	7	25.0	Oklahoma	35.4	Tulane	29.3
Rebounds (Offensive) Per Game (353 ranked)	31	2	15.1	Tennessee	21.5	East Carolina	15.9
Rebounds Per Game (349 ranked)	73	5	40.09	Oklahoma	51.17	Tulane	42.27
Scoring Defense (353 ranked)	32	1	55.2	Ole Miss	47.2	UTSA	55.2
Scoring Margin (349 ranked)	63	1	13.5	Kansas St.	36.2	UTSA	13.5
Scoring Offense (353 ranked)	135	5	68.6	Tennessee	97.4	UAB	72.1
Steals Per Game (353 ranked)	152	6	8.7	Col. of Charleston	15.4	East Carolina	10.8
Three Point Attempts Per Game (353 ranked)	279	9	17.0	Tennessee	38.3	UAB	27.3
Three Point Percentage (353 ranked)	189	7	30.5	Notre Dame	43.4	South Fla.	35.1
Three Point Percentage Defense (353 ranked)	282	12	33.7	Bradley	18.1	Tulane	25.1
Three Pointers Per Game (353 ranked)	258	9	5.2	Tennessee	12.6	UAB	9.6
Turnover Margin (353 ranked)	159	7	0.91	Ohio St.	13.33	Temple	4.09
Turnovers Forced Per Game (353 ranked)	104	5	18.64	Col. of Charleston Tennessee	27.18 27.18	East Carolina	21.42
Turnovers Per Game (353 ranked)	230	9	17.7	Colorado St.	8.8	Rice	14.3
Winning Percentage (350 ranked)	51	1	81.8	8 teams tied	100.0	UTSA	81.8

NCAA INDIVIDUAL RANKING SUMMARY

Statistic	Player	National Rank	Conference Rank	Value	National Leader	Value	Conference Leader	Value
Assist/Turnover Ratio (250 ranked)	Nina De Leon Negron Sidney Love	61 105	2 4	2.16 1.79	Maddy McDaniel, South Carolina	5.33	Tristen Taylor, Temple	2.87
Assists (140 ranked)	Nina De Leon Negron	66	4	54	Serena Sundell, Kansas St.	99	Mama Dembele, South Fla.	68
Assists Per Game (249 ranked)	Nina De Leon Negron Sidney Love	30 134	1 6	5.4 3.9	Naudia Evans, LMU (CA)	7.3	Nina De Leon Negron, UTSA	5.4
Blocks (145 ranked)	Jordyn Jenkins	145	7	13	Sedona Prince, TCU	46	Jayla Kelly, Charlotte	19
Blocks Per Game (242 ranked)	Jordyn Jenkins	131	6	1.18	Sedona Prince, TCU	3.83	Hadley Periman, Tulsa	1.78
Double Doubles (45 ranked)	Jordyn Jenkins	45	3	4	Aneesah Morrow, LSU	12	Amiya Joyner, East Carolina Tommisha Lampkin, North Texas	6 6
Field Goal Attempts (147 ranked)					Grace Larkins, South Dakota	247	Delanie Crawford, Tulsa	191
Field Goal Percentage (250 ranked)	Jordyn Jenkins	67	3	52.1	Raegan Beers, Oklahoma	72.1	Tommisha Lampkin, North Texas	58.8
Field Goals (145 ranked)	Jordyn Jenkins	75	2	76	Audi Crooks, Iowa St.	129	Amiya Joyner, East Carolina	84
Free Throw Attempts (142 ranked)	Jordyn Jenkins	72	2	60	S'Mya Nichols, Kansas	131	Tommisha Lampkin, North Texas	85
Free Throw Percentage (250 ranked)	Jordyn Jenkins	85	2	83.3	Abaigeal Babore, FDU	97.4	Delanie Crawford, Tulsa	88.2
Free Throws (135 ranked)	Jordyn Jenkins	48	1	50	S'Mya Nichols, Kansas	106	Jordyn Jenkins, UTSA Tommisha Lampkin, North Texas	50 50
Minutes Per Game (150 ranked)					Amaris Baker, Drexel	38.55	DeeDee Hagemann, Memphis	37.55
Points (200 ranked)	Jordyn Jenkins	69	1	209	Izzy Higginbottom, Arkansas	328	Jordyn Jenkins, UTSA	209
Points Per Game (249 ranked)	Jordyn Jenkins	34	1	19.0	Ta'Niya Latson, Florida St.	27.2	Jordyn Jenkins, UTSA	19.0
Rebounds (148 ranked)					Aneesah Morrow, LSU	196	Jade Weathersby, UAB	115
Rebounds (Defensive) Per Game (28 ranked)					Tiffany Tullis, Houston Christian	9.4	Jade Weathersby, UAB	7.2
Rebounds (Offensive) Per Game (30 ranked)					Gift Uchenna, Southern Ill.	5.4		
Rebounds Per Game (247 ranked)	Jordyn Jenkins	197	9	7.1	Aneesah Morrow, LSU	14.0	Jade Weathersby, UAB	9.6
Steals (148 ranked)					Hannah Hidalgo, Notre Dame	51	Mama Dembele, South Fla.	34
Steals Per Game (243 ranked)					Hannah Hidalgo, Notre Dame	4.25	Mama Dembele, South Fla.	2.62
Three Point Attempts (150 ranked)					Madison Conner, TCU	119	Delanie Crawford, Tulsa	104
Three Point Percentage (187 ranked)					Kayba Laube, UNI	53.9	Victoria Keenan, Tulane	50.0
Three Pointers (140 ranked)					Madison Conner, TCU	53	Sammie Puisis, South Fla.	38
Three Pointers Per Game (246 ranked)					Madison Conner, TCU	4.08	Victoria Keenan, Tulane	3.09
Triple Doubles (4 ranked)					Olivia Miles, Notre Dame Megan McConnell, Duquesne Laura Ziegler, Saint Joseph's	2 2 2		

INTRODUCING HEAD COACH KAREN ASTON



Head Coach

Karen Aston
Fourth Season
332-205 (47-59 UTSA)

X @CoachKarena

Aston was named the 10th head coach in program history on March 29, 2021.

Throughout her first three seasons at UTSA, Aston has compiled a 38-57 record, making history along the way.

The 2023-24 season featured a wealth of firsts, including achieving UTSA's first ever postseason victory on March 21, 2024 with an 80-62 win over Northern Colorado in the First Round of the 2024 Postseason WNIT. UTSA went 18-15 (10-8 The American) for the most wins in a single season since 2008-09, and the WNIT selection was the first national postseason pick since 2008-09. The 'Runners finished fourth in the conference for the highest since the 2014-15 CUSA campaign and went 8-7 for the first winning nonconference record since 2013-14. UTSA's NET ranking of 136 in 2023-24 was the program's highest ranking to conclude a season since NET rankings began, and an average opponent NET of 97 was also the highest.

The Roadrunners ended the season ranked at or near the top in several statistical categories at both the national and conference level recording: 44.5 Rebounds per game (6th in NCAA, 1st in AAC), 15.8 Offensive Rebounds Per Game (10th in NCAA, 3rd in AAC), +8.2 Rebound Margin (13th in NCAA, 1st in AAC), 36.3% Field Goal Defense (19th in NCAA, 1st in AAC), 28.6 Defensive Rebounds per game (27th in NCAA, 2nd in AAC), 4.6 Blocks Per Game (32nd in NCAA, 3rd in AAC).

UTSA posted a 13-19 (9-1, C-USA) record in the 2022-23 season, opening up the C-USA tournament with a thrilling 69-68 win over No. 11 seed Florida Atlantic, before besting No. 3 seed Rice 62-54 to advance to the leagues semifinals where they fell to No. 2 seed Western Kentucky.

Jordyn Jenkins had a fantastic season under Aston's tutelage, taking home 2022-23 C-USA Player of the Year, Newcomer of the Year, and First-Team All-C-USA. Additionally, Jenkins became the third person in league history to win all three awards, and the first in 10 years.

The 'Runners went 7-23 (3-14, C-USA) in her inaugural year before collecting a 58-57 overtime win over UTEP at the league's postseason tournament.

Aston has been consistently recognized as one of the top coaches in the nation. She was one of four finalists for the Naismith Women's College Coach of the Year award in 2017 and was one of 10 semifinalists for the honor in 2018. Aston also earned Big 12 Coach of the Year accolades in 2017.

Aston has a career record of 305-188 [.618] which includes head coaching positions at Charlotte, North Texas and Texas. In her 13 seasons as a head coach, Aston's teams have averaged 22 wins per year and have made a combined 10 postseason appearances.

At the University of Texas, Aston led the Longhorns to a 184-83 [.689] record in eight seasons. In her final seven seasons combined at Texas, Aston's teams averaged 24.6 wins per year, making six NCAA Tournament appearances. From 2015-18, her squads made four consecutive NCAA Sweet 16 showings, marking the first time that had been accomplished at Texas since 1990. Aston also directed the 2015-16 Longhorns to the program's first NCAA Elite Eight appearance since 2003.

Aston, who also spent eight years as an assistant and associate head coach at Texas for Naismith Hall of Fame head coach Jody Conradt as Texas' second-winningest coach all-time behind Conradt's 783 victories.

Three of Aston's Texas players [Nneka Enemkpali, Imani McGee-Stafford and Ariel Atkins] were drafted by WNBA teams with McGee-Stafford [10th] and Atkins [7th] being selected as first-round picks. As a starter, Atkins helped lead the Washington Mystics to the 2019 WNBA Championship and has earned WNBA All-Defensive Team honors in each

INTRODUCING HEAD COACH KAREN ASTON

The Aston File

HEAD COACHING EXPERIENCE

2021- Present: Head Coach, UTSA
2012-2020: Head Coach, Texas
2011-12: Head Coach, North Texas
2007-11: Head Coach, Charlotte
2006-07: Associate Head Coach, Baylor
2000-06: Associate Head Coach, Texas
1998-00: Assistant Coach, Texas
1996-98: Assistant Coach, North Texas
1994-96: Assistant Coach, Baylor
1993-94: Head Coach, Fort Smith Northside (HS)
1988-93: Head Coach, Vilonia High School

COLLEGIATE HEAD COACHING RECORD

Overall: 332-205 (.618)
UTSA: 47-59 (.437)

of her two seasons.

Defense has been a staple of Aston's teams her entire coaching career. Each of her eight teams at Texas ranked in the top-25 nationally in rebounding margin, including three years in the top-five. Her 2017-18 and 2018-19 teams ranked third in the NCAA in rebounding margin. Four of the top-eight single-season team rebounding averages in Texas history came during Aston's tenure, as did five of the top-nine best seasons in field-goal percentage defense.

Aston's prowess as one of the nation's best recruiters is also well known. Five of the classes she recruited to Texas were ranked among the top-11 in the nation according to ESPN.com, including three top-five classes. Recruits Charli Collier and Joyner Holmes were both No. 2 prospects according to ESPN and were listed as the nation's top recruits by some services. Aston brought 14 McDonalds All-Americans to Texas during her eight seasons.

In a season shortened due to COVID-19, the 2019-20 Longhorns posted a 19-11 overall record and finished third in the Big 12 Conference. A season that began with off-season injuries to a number of key contributors featured some impressive accomplishments. Texas defeated three Associated Press Top-25 teams, including knocking off No. 1 Stanford, which marked the program's first win against an AP No. 1 squad since 2004. The Longhorns also won at No. 17

and previously undefeated Tennessee, and earned a road victory against No. 25 TCU. Texas led the nation in double-doubles during the 2019-20 campaign with 31.

Aston mentored Collier, a sophomore center, to First-Team All-Big 12 Conference honors, as she was one of only six players in the league to average a double-double. Collier became the first player in program history to average more than seven defensive rebounds per game in a single season. Freshman guard Celeste Taylor was a Big 12 All-Freshman Team selection and earned three Big 12 Freshman of the Week accolades.

In 2018-19, Aston led Texas to a 23-10 overall record and a third-place showing in the Big 12 Conference with a 12-6 overall mark. The Longhorns advanced to the semifinals of the Big 12 Conference Tournament for the sixth consecutive year. It marked the sixth year in a row that the Longhorns had won 20 or more games.

Under Aston's tutelage, junior point guard Sug Sutton earned First-Team All-Big 12 Conference honors in 2018-19 and was named to the Big 12 All-Tournament Team. She led the Longhorns in scoring [12.7 points per game], assists per game [5.4] and steals per game [1.3]. Sutton scored in double figures 23 times, including four 20-point performances, and her 178 assists on the year marked the seventh-most in a single-season in school history. She was the conference's best all-around point guard as a junior.

In 2017-18, Aston led the Longhorns to a 28-7 overall record and a second-place finish in the Big 12 Conference with a 15-3 overall mark. Texas advanced to the championship game of the Big 12 Conference Tournament for the third time in four years. It marked the fourth year in a row that the Longhorns had won 24 or more games.

For the third time in four seasons, Aston had one of her players selected in the WNBA Draft in 2018. Atkins was chosen with the No. 7 pick by the Washington Mystics, making her the third-highest draft pick in Texas history.

Under Aston's direction, Atkins and fellow senior Brooke McCarty concluded their decorated Texas careers in 2017-18. It marked the end of an impressive four-year span that saw the Longhorns

INTRODUCING HEAD COACH KAREN ASTON

post a 108-32 [.771] overall record, four NCAA Tournament appearances, four NCAA Sweet 16 appearances, one NCAA Elite Eight appearance and three Big 12 Conference second-place finishes. Aston was a semifinalist for the Naismith Coach of the Year award.

Aston was named the Big 12 Conference Coach of the Year in 2016-17, as the Longhorns swept the league's annual honors. McCarty was named the Big 12 Player of the Year, Brianna Taylor was selected as the Big 12 Defensive Player of the Year and Holmes earned Big 12 Freshman of the Year accolades. Aston was one of four finalists nationally for the Naismith Coach of the Year honor.

The Longhorns recorded a 25-9 overall record during the 2016-17 campaign. Texas strung together a 19-game winning streak during the course of the season, which ranks tied for the 10th-longest spree in program history. With a rigorous slate that featured 14 top-25 opponents, the Longhorns recorded seven victories against ranked foes. Texas won 14 consecutive games to start Big 12 Conference play, which marked the

best start to the Big 12 schedule in school history. The Longhorns charted a 15-3 record in Big 12 play to finish second in the conference for the second consecutive year.

In 2015-16, Aston led Texas to an historic season. The Longhorns posted a 31-5 overall record, which marked the school's most victories since the 1987-88 season, and tied the school record for most Big 12 Conference wins [15] in a single season. Texas hosted the NCAA First and Second Rounds for the first time since 2010 and advanced to the NCAA Elite Eight for the first time since 2003. The Longhorns opened the year with a 16-0 record, marking the third-best start in program history.

McGee-Stafford, a senior center, was named an honorable mention All-America selection from both the Associated Press and the Women's Basketball Coaches Association in 2015-16, and became the first player in program history to reach the combined milestone of 1,000 career points, 1,000 career rebounds and 200 career blocks. McGee-Stafford was the fourth player in school history to be drafted in the first round of the WNBA Draft, going to the Chicago Sky with the 10th overall pick.

The 2014-15 Longhorns began the season on a 13-game winning streak and capped the year with a run to the NCAA Sweet 16. Texas finished with a 24-11 overall record and advanced to the championship game of the Big 12 Tournament for the first time since 2004. The Longhorns won nine of their last 12 games and posted what were then their most wins in more than a decade. Enemkpali was selected by the Seattle Storm in the third round of the 2015 WNBA Draft.

In 2013-14, Texas began a steady incline that included five wins against ranked opponents, a third-place finish in the Big 12 standings, a 10-win improvement from the previous season, and winning a game in the NCAA Tournament for the first time since 2008. UT's tie for third place in the Big 12 was its highest league finish since 2005.



Aston alongside 2022-23 C-USA Player of the Year Jordyn Jenkins

INTRODUCING HEAD COACH KAREN ASTON

Aston returned to the Forty Acres in 2012 after five years of experience reviving the women's basketball programs at the University of North Carolina at Charlotte and the University of North Texas.

Aston tripled the Mean Green's victory total in one season, as UNT went 15-16 during the 2011-12 season under her direction after winning just five games the previous year. At Charlotte, Aston led the program to record-breaking heights, with 86 victories in four seasons, including a school-record 27 wins in 2010-11.

Aston led the 49ers to four consecutive postseason appearances and the 2009 Atlantic 10 Tournament Championship en route to the school's second ever NCAA Tournament appearance. In her final season at Charlotte, Aston's squad advanced to the WNIT Final Four.

While on Conrad's Texas staff from 1998-2006, Aston helped the Longhorns post a 173-83 [.676] record during that span, with seven NCAA Tournament appearances, two trips to the Sweet 16 and a march to the 2003 Final Four. The Longhorns also captured the 2003 Big 12 regular-season and tournament titles, and UT shared the 2004 Big 12 regular-season title. Aston was promoted from assistant coach to associate head coach in July of 2000 after serving as an assistant coach for two seasons.

During her time as an assistant on the Forty Acres, Aston spearheaded the signing of 25 nationally-recognized recruits, including seven McDonald's High School All-Americans and seven WBCA/Nike All-Americans. Two of those high school All-Americans - Tiffany Jackson and Erika Arriaran - were named National High School Players of the Year. All eight of the recruiting classes Aston attracted were nationally ranked, including the No. 1 class in the nation in 2005-06.

Aston first came to Austin in 1998 from the University of North Texas, where she served as an assistant coach for two seasons [1996-98]. Prior to joining the North Texas staff, Aston was an assistant coach at Baylor for two seasons [1994-96].

Following Aston's initial stint on the Forty Acres she was named associate head coach at Baylor during the 2006-07 season. With Aston on board, the Lady Bears won 26 games and reached the second round of the NCAA Tournament.

Before entering the collegiate coaching ranks, Aston was recognized as one of the top high school coaches in the nation. She coached five years at Vilonia High School [1988-93] in Vilonia, Ark., and one year at Fort Smith Northside [1993-94] in Fort Smith, Ark. She guided Fort Smith Northside to a 24-10 record and a fifth-place finish in Class 4A. For her efforts she was named the Arkansas Northwest Region Coach of the Year.

While at Vilonia, Aston was not only the head basketball coach but also the head cross country and track coach. In 1992-93 he was named the Arkansas Basketball Coach of the Year after leading Vilonia to a 36-1 record and a Class 2A State Championship. Aston's cross country teams also claimed back-to-back state titles in 1991 and 1992.

A native of Benton, Ark., Aston was a two-time first-team all-state selection at Bryant High School. She capped her high school career by leading Bryant to the 1982 Arkansas Class 4A State Championship. Aston earned a bachelor of arts degree in physical education from Little Rock in 1987. She played two seasons of basketball at UALR after transferring from Ouachita Baptist. In 2019, Aston was inducted into the Trojan Athletics Hall of Fame at the University of Arkansas at Little Rock and the Bryant [Ark.] High School Athletic Hall of Honor.

2024-25 ROADRUNNER TRACKER

CAREER TRACKER

1500 POINTS	100 STEALS
Jordyn Jenkins* 1,551 (1,073 at UTSA)	Sidney Love 98
	Maya Linton 56
1000 POINTS	
Nina De Leon Negron* 1,021 (96 at UTSA)	50 STEALS
Sidney Love 731	Alexis Parker 21
	Idara Udo 20
500 POINTS	Aysia Proctor 18
Idara Udo 325	Nyayongah Gony* 17 (4 at UTSA)
Aysia Proctor 312	Siena Guttadauro 12
Maya Linton 188	Cheyenne Rowe* 9 (7 at UTSA)
Siena Guttadauro 163	Damara Allen 5
Cheyenne Rowe* 161 (123 at UTSA)	Mia Hammonds 3
Nyayongah Gony* 139 (24 at UTSA)	Taylor Ross 2
	Emma Lucio 2
100 POINTS	100 BLOCKS
Alexis Parker 99	Jordyn Jenkins* 93 (62 at UTSA)
Emma Lucio 38	
Taylor Ross 23	50 BLOCKS
Damara Allen 23	Idara Udo 32
Mia Hammonds 8	Nina De Leon Negron* 14 (0 at UTSA)
Emilia Dannebauer 2	Nyayongah Gony* 14 (5 at UTSA)
1000 REBOUNDS	Maya Linton 13
Jordyn Jenkins* 635 (399 at UTSA)	Sidney Love 12
Nina De Leon Negron* 539 (44 at UTSA)	
	10 BLOCKS
500 REBOUNDS	Cheyenne Rowe* 9 (5 at UTSA)
Sidney Love 263	Aysia Proctor 7
Idara Udo 256	Alexis Parker 6
Maya Linton 235	Taylor Ross 5
Aysia Proctor 165	Siena Guttadauro 5
Cheyenne Rowe* 151 (112 at UTSA)	Damara Allen 2
	Mia Hammonds 2
100 REBOUNDS	Emilia Dannebauer 1
Nyayongah Gony* 89 (23 at UTSA)	
Alexis Parker 73	
Siena Guttadauro 69	
Taylor Ross 23	
Emma Lucio 22	
Damara Allen 21	
Mia Hammonds 16	
Emilia Dannebauer 3	
500 ASSISTS	
Nina De Leon Negron* 406 (54 at UTSA)	
250 ASSISTS	
Sidney Love 216	
Jordyn Jenkins* 103 (62 at UTSA)	
100 ASSISTS	
Aysia Proctor 47	
Siena Guttadauro 44	
Idara Udo 36	
Alexis Parker 33	
Maya Linton 32	
Nyayongah Gony* 18 (1 at UTSA)	
Cheyenne Rowe* 12 (10 at UTSA)	
Emma Lucio 11	
Damara Allen 7	
Mia Hammonds 1	
250 STEALS	
Nina De Leon Negron* 172 (16 at UTSA)	
Jordyn Jenkins* 110 (74 at UTSA)	

UTSA RECORDS

POINTS	CAREER	POINTS	SEASON
1. Starlite Williams, 1983-87	1,607	1. Jordyn Jenkins 2022-23	659
2. Angel Singleton, 1994-98	1,565	2. Tammy Rogers, 1990-91	583
3. Margaret Martinovich, 1981-85	1,480	3. Starlite Williams, 1986-87	538
4. Monica Gibbs, 2005-09	1,460	4. Loryn Goodwin, 2016-17	525
5. Tisha Boldt, 1986-91	1,379	5. Monica Gibbs, 2008-09	514
6. Kamra King, 2011-15	1,367	6. Starlite Williams, 1984-85	493
7. Tammy Rogers, 1987-91	1,343	7. Vivian Ewalefo, 2006-07	480
8. Michelle Martin, 1989-93	1,192	8. Margaret Martinovich, 1982-83	469
9. Sharon Wilson, 1985-89	1,173	9. Valerie Wells, 1983-84	452
10. Tesha Smith, 2013-17	1,169	10. Margaret Martinovich, 1984-85	451
REBOUNDS	CAREER	REBOUNDS	SEASON
1. Monica Gibbs, 2005-09	990	1. Onika Anderson, 2008-09	351
2. Tesha Smith, 2013-17	800	2. Monica Gibbs, 2008-09	309
3. Margaret Martinovich, 1981-85	778	3. Ryba Pawlaczyk, 2008-09	297
4. Angel Singleton, 1993-98	730	4. Marie Benson, 2018-19	289
5. Marie Benson, 2016-19	680	5. Cindy Pavell, 1981-82	271
6. Tisha Boldt, 1986-91	675	6. Ashleigh Franklin, 2009-10	268
7. Starlite Williams, 83-87	636	7. Tisha Boldt, 1987-88	262
8. Akunna Elonu, 2012-15	607	8. Marie Benson, 2017-18	249
9. Elyssa Coleman, 2021-24	588	9. Margaret Martinovich, 1982-83	247
10. Michelle Martin, 1989-93	590	10. Monica Gibbs, 2007-08	246
ASSISTS	CAREER	ASSISTS	SEASON
1. Monica Gibbs, 2005-09	693	1. Monica Gibbs, 2008-09	221
2. Tammy Rogers, 1987-91	377	2. Joyce Howard, 1997-98	201
3. Rhonda Hoffman, 1983-87	375	3. Monica Gibbs, 2007-08	195
4. Sharon Wilson, 1985-89	355	4. Tammy Rogers, 1990-91	188
5. Joyce Howard, 1996-98	333	5. Kyra White, 2022-23	160
6. Kyra White, 2022-2024	303	6. Shelley Seale, 1982-83	173
7. Shelley Seale, 1981-83	296	7. Kyra White, 2022-23	143
8. Kim Reed, 2001-05	272	8. Monica Gibbs, 2006-07	139
9. Karen Kroen, 1983-87	263	9. Monica Gibbs, 2005-06	138
10. Kim Maxwell, 1981-84	259	10. Loryn Goodwin, 2016-17	134
STEALS	CAREER	STEALS	SEASON
1. Starlite Williams, 1983-87	281	1. Loryn Goodwin, 2016-17	94
2. Kamra King, 2011-15	240	2. Starlite Williams, 1986-87	92
3. Michelle Martin, 1989-93	227	3. Jady Pimentel, 2021-22	83
4. Sharon Wilson, 1985-89	223	4. Joyce Howard, 1997-98	79
5. Rhonda Hoffman, 1983-87	222	5. Michelle Martin, 1991-92	76
6. Monica Gibbs, 2005-09	207	6. Michelle Martin, 1992-93	76
7. Terrie Davis, 2004-08	173	7. Tammy Rogers, 1990-91	74
8. Tammy Rogers, 1987-91	165	8. Sharon Wilson, 1988-89	71
9. Ashley Spaletta, 2011-15	153	9. Starlite Williams, 1983-84	70
10. Crystal Chidomere, 2014-18	150	10. Valerie Wells, 1983-84	69
		Amber Prose, 2000-01	69
BLOCKS	CAREER	BLOCKS	SEASON
1. Elyssa Coleman, 2021-24	140	1. Alysse Davis, 2010-11	78
2. Whitney Wright, 2009-13	105	2. Kim Duncan, 1984-85	57
3. Alysse Davis, 2008-11	98	3. Elyssa Coleman, 2022-23	57
4. Marie Benson, 2016-19	94	4. Ryba Pawlaczyk, 2008-09	56
5. Kim Duncan, 1983-85	93	5. Mantha Emory, 1994-95	50
6. Starlite Williams, 1983-87	88	6. Whitney Wright, 2011-12	48
7. Timea Toth, 2016-20	87	7. Elyssa Coleman, 2023-24	45
8. Mantha Emory, 1993-95	81	8. Timea Toth, 2019-20	44
9. Tesha Smith, 2013-17	72	9. Keelah Wilson, 1999-00	41
10. Lacy Mingee, 2001-06	70	10. Whitney Wright, 2012-13	39

PLAYER GAME-BY-GAME STATISTICS

1

SIENA GUTTADAURO

Junior • Guard • 5-6 • San Jose, California • Archbishop Mitty HS



Guttadauro's Career and 2024-25 Game Highs

Career / Last	Category	2024-25/ Last
13 / March 2, 2024 at Wichita State	Points	8 / November 7, 2024 at Texas A&M
5 / March 21, 2024 at Wyoming	Rebounds	2 / November 20, 2024 vs Texas A&M-Corpus Christi
4 / March 2, 2024 at Wichita State	Assists	2, 3x / November 20, 2024 vs Texas A&M-Corpus Christi
1, 12x / November 9, 2024 vs UTRGV	Steals	1 / November 9, 2024 vs UTRGV
1 / February 2, 2023 vs Western Kentucky	Blocks	N/A
4, 4x / March 2, 2024 at Wichita State	FG Made	3 / November 7, 2024 at Texas A&M
8, 3x / November 20, 2024 vs Texas A&M-Corpus Christi	FG Attempted	8 / November 20, 2024 vs Texas A&M-Corpus Christi
4, 2x / March 2, 2024 at Wichita State	3PT Made	2 / November 20, 2024 vs Texas A&M-Corpus Christi
8 / March 2, 2024 at Wichita State	3PT Attempted	7 / November 20, 2024 vs Texas A&M-Corpus Christi
2, 4x / March 21, 2024 vs Northern Colorado	FT Made	1 / November 7, 2024 at Texas A&M
3 2x / February 4, 2023 vs. Middle Tennessee	FT Attempted	1 / November 7, 2024 at Texas A&M
24 / December 10, 2022 vs Idaho	Minutes	19 / November 20, 2024 vs Texas A&M-Corpus Christi

#1 GUTTADAURO, Siena

2024-25 STATISTICS

Opponent	Date	GS	MIN	Total		3-Pointers		Free throws		Rebounds				PF	A	TO	BLK	STL	PTS	
				FG-FGA	PCT	3FG-3FGA	PCT	FT-FTA	PCT	OFF	DEF	TOT	AVG							
at Texas A&M	11/07/2024		16:33	3-5	.600	1-3	.333	1-2	.500	1	0	1	1.0	1	0	0	0	0	8	8.0
UTRGV	11/09/2024		14:12	1-2	.500	1-2	.500	0-0	.000	0	1	1	1.0	1	2	1	0	1	3	5.5
at New Mexico St.	11/14/2024		13:47	0-2	.000	0-1	.000	0-0	.000	0	1	1	1.0	0	2	0	0	0	0	3.7
at UTEP	11/16/2024		11:49	1-3	.333	0-2	.000	0-0	.000	0	0	0	0.8	0	1	3	0	0	2	3.3
A&M-Corpus Christi	11/20/2024		19:39	2-8	.250	2-7	.286	0-0	.000	2	0	2	1.0	1	2	0	0	0	6	3.8
Totals		0	76:01	7-20	.350	4-15	.267	1-2	.500	3	2	5	1.0	3	7	4	0	1	19	3.8

Player Averages

Games Played	Minutes/ game	Points/ game	FG Pct	3FG Pct	FT Pct	Rebounds/ game	Assists/ game	Turnovers/ game	Assist/Turnover ratio	Steals/ game	Blocks/ game
5	15.2	3.8	35.0	26.7	50.0	1.0	1.4	0.8	1.8	0.2	0.0

PLAYER GAME-BY-GAME STATISTICS

2

ALEXIS PARKER



Junior • Guard • 5-9 • San Antonio, Texas • Brandeis HS

Parker's Career and 2024-25 Game Highs

Career / Last	Category	2024-25 / Last
11 / December 19, 2022 at Houston.....	Points	6 / November 9, 2024 vs UTRGV
5, 2x / December 7, 2024 vs Sam Houston.....	Rebounds	5 / December 7, 2024 vs Sam Houston
3, 4x / November 15, 2023 at Texas A&M-Corpus Christi.....	Assists	2, 2x / November 29, 2024 vs Towson
3 / December 19, 2022 at Houston.....	Steals	2 / December 19, 2024 vs UT Arlington
1, 6x / December 7, 2024 vs Sam Houston.....	Blocks.....	1 / December 7, 2024 vs Sam Houston
4 / December 19, 2022 at Houston.....	FG Made	2, 3x / December 19, 2024 vs UT Arlington
7, 3x / December 7, 2024 vs Sam Houston.....	FG Attempted	7 / December 7, 2024 vs Sam Houston
1, 8x / November 14, 2024 at New Mexico State.....	3PT Made	1 / November 14, 2024 at New Mexico State
4 / February 11, 2023 vs UTEP.....	3PT Attempted.....	3 / December 7, 2024 vs Sam Houston
2, 14x / November 9, 2024 vs UTRGV.....	FT Made	2 / November 9, 2024 vs UTRGV
4, 2x / November 18, 2023 at UT Arlington.....	FT Attempted.....	2, 3x / December 21, 2024 at Texas State
31 / December 10, 2022 vs Idaho.....	Minutes.....	18 / November 9, 2024 vs UTRGV

#2 PARKER, Alexis


2024-25 STATISTICS

Opponent	Date	GS	MIN	Total		3-Pointers		Free throws		Rebounds				PF	A	TO	BLK	STL	PTS	AVG
				FG-FGA	PCT	3FG-3FGA	PCT	FT-FTA	PCT	OFF	DEF	TOT	AVG							
at Texas A&M	11/07/2024		16:21	0-1	.000	0-1	.000	0-0	.000	1	1	2	2.0	1	1	0	0	0	0	0.0
UTRGV	11/09/2024	*	18:51	2-3	.667	0-0	.000	2-2	1.000	1	3	4	3.0	2	2	1	0	1	6	3.0
at New Mexico St.	11/14/2024	*	10:15	1-5	.200	1-1	1.000	0-0	.000	1	1	2	2.7	0	0	2	0	1	3	3.0
at UTEP	11/16/2024		01:25	0-0	.000	0-0	.000	0-0	.000	0	0	0	2.0	1	0	0	0	0	0	2.3
A&M-Corpus Christi	11/20/2024		08:41	0-2	.000	0-2	.000	1-2	.500	1	3	4	2.4	0	0	1	0	0	1	2.0
vs UNC Greensboro	11/28/2024		11:51	0-0	.000	0-0	.000	0-0	.000	0	1	1	2.2	2	1	0	0	0	0	1.7
vs Towson	11/29/2024		15:52	1-3	.333	0-0	.000	0-0	.000	0	1	1	2.0	0	2	0	0	1	2	1.7
Sam Houston	12/07/2024		14:57	2-7	.286	0-3	.000	0-1	.000	1	4	5	2.4	1	0	1	1	0	4	2.0
at Stanford	12/16/2024		08:48	0-2	.000	0-1	.000	0-0	.000	1	0	1	2.2	0	0	1	0	0	0	1.8
UT Arlington	12/19/2024		16:25	2-5	.400	0-1	.000	0-0	.000	2	0	2	2.2	1	0	1	0	2	4	2.0
at Texas St.	12/21/2024		07:11	0-2	.000	0-1	.000	1-2	.500	0	0	0	2.0	3	0	1	0	0	1	1.9
Totals		2	130:37	8-30	.267	1-10	.100	4-7	.571	8	14	22	2.0	11	6	8	1	5	21	1.9

Player Averages

Games Played	Minutes/ game	Points/ game	FG Pct	3FG Pct	FT Pct	Rebounds/ game	Assists/ game	Turnovers/ game	Assist/Turnover ratio	Steals/ game	Blocks/ game
11	11.9	1.9	26.7	10.0	57.1	2.0	0.5	0.7	0.8	0.5	0.1

PLAYER GAME-BY-GAME STATISTICS



3

EMMA LUCIO

Sophomore • Guard • 5-9 • Edinburg, Texas • Robert Vela HS

Lucio's Career and 2024-25 Game Highs

Career / Last	Category	2024-25 / Last
6 / November 9, 2024 vs UTRGV	Points	6 / November 9, 2024 vs UTRGV
3, 2x / December 7, 2024 vs Sam Houston	Rebounds	3 / December 7, 2024 vs Sam Houston
2, 2x / January 14, 2024 vs Charlotte	Assists	1, 4x / December 19, 2024 vs UT Arlington
1, 2x / December 19, 2024 vs UT Arlington	Steals	1 / December 19, 2024 vs UT Arlington
N/A	Blocks	N/A
2, 4x / December 19, 2024 vs UT Arlington	FG Made	2, 4x / December 19, 2024 vs UT Arlington
9 / January 2, 2024 at East Carolina	FG Attempted	6 / December 19, 2024 vs UT Arlington
2 / November 9, 2024 vs UTRGV	3PT Made	2 / November 9, 2024 vs UTRGV
6 / January 2, 2024 at East Carolina	3PT Attempted	2, 5x / December 16, 2024 at Stanford
2 / January 14, 2024 vs Charlotte	FT Made	1 / December 7, 2024 vs Sam Houston
4 / January 2, 2024 at East Carolina	FT Attempted	2 / December 7, 2024 vs Sam Houston
21 / January 2, 2024 at East Carolina	Minutes	18 / December 19, 2024 vs UT Arlington

#3 LUCIO, Emma

2024-25 STATISTICS

Opponent	Date	GS	MIN	Total		3-Pointers		Free throws		Rebounds				PF	A	TO	BLK	STL	PTS	AVG
				FG-FGA	PCT	3FG-3FGA	PCT	FT-FTA	PCT	OFF	DEF	TOT	AVG							
UTRGV	11/09/2024		10:16	2-2	1.000	2-2	1.000	0-0	.000	0	2	2	2.0	0	1	1	0	0	6	6.0
at New Mexico St.	11/14/2024		04:04	0-1	.000	0-0	.000	0-0	.000	0	0	0	1.0	0	0	0	0	0	0	3.0
at UTEP	11/16/2024		04:51	1-2	.500	1-2	.500	0-0	.000	0	2	2	1.3	0	0	1	0	0	3	3.0
A&M-Corpus Christi	11/20/2024		09:21	0-3	.000	0-2	.000	0-0	.000	0	0	0	1.0	1	0	0	0	0	0	2.3
vs UNC Greensboro	11/28/2024		00:15	0-0	.000	0-0	.000	0-0	.000	0	0	0	0.8	0	0	0	0	0	0	1.8
vs Towson	11/29/2024		14:23	2-4	.500	1-2	.500	0-0	.000	0	2	2	1.0	2	1	2	0	0	5	2.3
Sam Houston	12/07/2024		12:11	0-3	.000	0-1	.000	1-2	.500	1	2	3	1.3	2	1	3	0	0	1	2.1
at Stanford	12/16/2024		08:50	2-4	.500	0-2	.000	0-0	.000	0	0	0	1.1	1	0	0	0	0	4	2.4
UT Arlington	12/19/2024		18:60	2-6	.333	0-1	.000	0-0	.000	1	0	1	1.1	2	1	3	0	1	4	2.6
at Texas St.	12/21/2024		10:04	0-2	.000	0-1	.000	0-0	.000	0	1	1	1.1	1	0	0	0	0	0	2.3
Totals		0	93:14	9-27	.333	4-13	.308	1-2	.500	2	9	11	1.1	9	4	10	0	1	23	2.3

Player Averages

Games Played	Minutes/game	Points/game	FG Pct	3FG Pct	FT Pct	Rebounds/game	Assists/game	Turnovers/game	Assist/Turnover ratio	Steals/game	Blocks/game
10	9.3	2.3	33.3	30.8	50.0	1.1	0.4	1.0	0.4	0.1	0.0

PLAYER GAME-BY-GAME STATISTICS

4

DAMARA ALLEN

Freshman • Guard • 5-10 • Aurora, Colo • Cherokee Trail HS



Allen's Career and 2024-25 Game Highs

Career / Last	Category	2024-25 / Last
9 / November 9, 2024 vs UTRGV	Points	9 / November 9, 2024 vs UTRGV
5, 2x / December 21, 2024 at Texas State	Rebounds	5, 2x / December 21, 2024 at Texas State
2, 2x / December 7, 2024 vs Sam Houston	Assists	2, 2x / December 7, 2024 vs Sam Houston
1, 5x / December 19, 2024 vs UT Arlington	Steals	1, 5x / December 19, 2024 vs UT Arlington
1, 2x / December 7, 2024 vs Sam Houston	Blocks	1, 2x / December 7, 2024 vs Sam Houston
3 / November 9, 2024 vs UTRGV	FG Made	3 / November 9, 2024 vs UTRGV
5 / November 9, 2024 vs UTRGV	FG Attempted	5 / November 9, 2024 vs UTRGV
1 / November 9, 2024 vs UTRGV	3PT Made	1 / November 9, 2024 vs UTRGV
3 / November 9, 2024 vs UTRGV	3PT Attempted	3 / November 9, 2024 vs UTRGV
2 / November 9, 2024 vs UTRGV	FT Made	2 / November 9, 2024 vs UTRGV
2, 2x / December 19, 2024 vs UT Arlington	FT Attempted	2, 2x / December 19, 2024 vs UT Arlington
27 / November 9, 2024 vs UTRGV	Minutes	27 / November 9, 2024 vs UTRGV

#4 ALLEN, Damara

2024-25 STATISTICS

Opponent	Date	GS	MIN	Total		3-Pointers		Free throws		Rebounds				PF	A	TO	BLK	STL	PTS	AVG
FG-FGA	PCT	3FG-3FGA	PCT	FT-FTA	PCT	OFF	DEF	TOT	AVG											
at Texas A&M	11/07/2024		15:41	2-3	.667	1-1	1.000	0-0	.000	0	2	2	2.0	3	2	1	0	1	5	5.0
UTRGV	11/09/2024	*	27:26	3-5	.600	1-3	.333	2-2	1.000	0	5	5	3.5	3	1	2	1	1	9	7.0
at New Mexico St.	11/14/2024	*	17:59	0-1	.000	0-0	.000	0-0	.000	0	1	1	2.7	1	0	1	0	1	0	4.7
at UTEP	11/16/2024		03:41	0-1	.000	0-1	.000	0-0	.000	0	0	0	2.0	2	0	1	0	0	0	3.5
A&M-Corpus Christi	11/20/2024		02:33	0-1	.000	0-1	.000	0-0	.000	0	0	0	1.6	0	0	0	0	0	0	2.8
vs UNC Greensboro	11/28/2024		04:36	0-2	.000	0-1	.000	0-0	.000	1	0	1	1.5	1	0	0	0	0	0	2.3
vs Towson	11/29/2024		12:41	1-4	.250	0-1	.000	0-0	.000	1	2	3	1.7	2	1	1	0	1	2	2.3
Sam Houston	12/07/2024		11:30	0-3	.000	0-2	.000	0-0	.000	1	1	2	1.8	0	2	0	1	0	0	2.0
UT Arlington	12/19/2024		16:51	1-2	.500	0-1	.000	1-2	.500	1	1	2	1.8	1	1	2	0	1	3	2.1
at Texas St.	12/21/2024		07:44	2-3	.667	0-0	.000	0-0	.000	2	3	5	2.1	1	0	0	0	0	4	2.3
Totals		2	120:42	9-25	.360	2-11	.182	3-4	.750	6	15	21	2.1	14	7	8	2	5	23	2.3

Player Averages

Games Played	Minutes/game	Points/game	FG Pct	3FG Pct	FT Pct	Rebounds/game	Assists/game	Turnovers/game	Assist/Turnover ratio	Steals/game	Blocks/game
10	12.1	2.3	36.0	18.2	75.0	2.1	0.7	0.8	0.9	0.5	0.2

PLAYER GAME-BY-GAME STATISTICS

5

MIA HAMMONDS

Freshman • Guard • 6-3 • Cibolo, Texas • Steele HS



Hammonds' Career and 2024-25 Game Highs

Career / Last	Category	2024-25 / Last
3 / November 28, 2024 vs UNC Greensboro.....	Points	3 / November 28, 2024 vs UNC Greensboro
4 / December 19, 2024 vs UT Arlington.....	Rebounds	4 / December 19, 2024 vs UT Arlington
1 / November 20, 2024 vs Texas A&M-Corpus Christi.....	Assists	1 / November 20, 2024 vs Texas A&M-Corpus Christi
1, 2x / November 29, 2024 vs Towson	Steals	1, 2x / November 29, 2024 vs Towson
1, 2x / December 19, 2024 vs UT Arlington	Blocks	1, 2x / December 19, 2024 vs UT Arlington
1, 2x / December 21, 2024 at Texas State.....	FG Made	1, 2x / December 21, 2024 at Texas State
5 / December 19, 2024 vs UT Arlington.....	FG Attempted	5 / December 19, 2024 vs UT Arlington
1 / November 28, 2024 vs UNC Greensboro	3PT Made	1 / November 28, 2024 vs UNC Greensboro
3 / November 28, 2024 vs UNC Greensboro.....	3PT Attempted	3 / November 28, 2024 vs UNC Greensboro
2 / December 7, 2024 vs Sam Houston	FT Made	2 / December 7, 2024 vs Sam Houston
2, 2x / December 19, 2024 vs UT Arlington	FT Attempted	2, 2x / December 19, 2024 vs UT Arlington
11 / November 16, 2024 at UTEP.....	Minutes.....	11 / November 16, 2024 at UTEP

#5 HAMMONDS, Mia

2024-25 STATISTICS

Opponent	Date	GS	MIN	Total		3-Pointers		Free throws		Rebounds											
				FG-FGA	PCT	3FG-3FGA	PCT	FT-FTA	PCT	OFF	DEF	TOT	AVG	PF	A	TO	BLK	STL	PTS	AVG	
at UTEP	11/16/2024		11:22	0-1	.000	0-0	.000	0-0	.000	0	2	2	2.0	0	0	0	0	1	0	0.0	
A&M-Corpus Christi	11/20/2024		05:17	0-1	.000	0-1	.000	0-0	.000	0	0	0	1.0	0	1	1	1	0	0	0.0	
vs UNC Greensboro	11/28/2024		10:44	1-4	.250	1-3	.333	0-0	.000	2	0	2	1.3	1	0	0	0	1	3	1.0	
vs Towson	11/29/2024		08:07	0-2	.000	0-2	.000	0-0	.000	0	2	2	1.5	1	0	1	0	1	0	0.8	
Sam Houston	12/07/2024		09:51	0-2	.000	0-1	.000	2-2	1.000	0	2	2	1.6	1	0	1	0	0	2	1.0	
at Stanford	12/16/2024		08:20	0-0	.000	0-0	.000	0-0	.000	0	1	1	1.5	1	0	0	0	0	0	0.8	
UT Arlington	12/19/2024		07:27	0-5	.000	0-1	.000	1-2	.500	1	3	4	1.9	3	0	1	1	0	1	0.9	
at Texas St.	12/21/2024		07:17	1-1	1.000	0-0	.000	0-0	.000	0	3	3	2.0	0	0	1	0	0	2	1.0	
Totals		0	68:25	2-16	.125	1-8	.125	3-4	.750	3	13	16	2.0	7	1	5	2	3	8	1.0	

Player Averages

Games Played	Minutes/ game	Points/ game	FG Pct	3FG Pct	FT Pct	Rebounds/ game	Assists/ game	Turnovers/ game	Assist/Turnover ratio	Steals/ game	Blocks/ game
8	8.6	1.0	12.5	12.5	75.0	2.0	0.1	0.6	0.2	0.4	0.3

PLAYER GAME-BY-GAME STATISTICS

7

NYAYONGAH GONY

Redshirt Senior • Forward • 6-4 • Lincoln, Neb. • Lincoln HS • Miami (FL) • Miss State



Gony's Career and 2024-25 Game Highs (* at Previous Schools)

Career / Last	Category	2024-25 / Last
13 / January 17, 2021 at Syracuse*	Points	7 / November 16, 2024 at UTEP
10 / November 29, 2023 vs Miami (FL)*	Rebounds	6 / November 16, 2024 at UTEP
3 / November 29, 2022 vs ULM*	Assists	1 / November 14, 2024 at New Mexico State
3 / November 7, 2024 at Texas A&M	Steals	3 / November 7, 2024 at Texas A&M
3 / November 29, 2023 vs Miami (FL)*	Blocks	2 / November 9, 2024 vs UTRGV
4 / January 17, 2021 at Syracuse*	FG Made	2 / November 16, 2024 at UTEP
9 / November 29, 2023 vs Miami (FL)*	FG Attempted	4 / November 7, 2024 at Texas A&M
3 / February 14, 2021 at Florida State*	3PT Made	1 / November 14, 2024 at New Mexico State
8 / February 14, 2021 at Florida State*	3PT Attempted	1, 3x / November 20, 2024 vs Texas A&M-Corpus Christi
4, 2x / November 9, 2024 vs UTRGV	FT Made	4 / November 9, 2024 vs UTRGV
4, 2x / November 9, 2024 vs UTRGV	FT Attempted	4, 2x / November 16, 2024 at UTEP
38 / November 29, 2023 vs Miami (FL)*	Minutes	25 / November 16, 2024 at UTEP

#7 GONY, Nyayongah

2024-25 STATISTICS

Opponent	Date	GS	MIN	Total		3-Pointers		Free throws		Rebounds											
				FG-FGA	PCT	3FG-3FGA	PCT	FT-FTA	PCT	OFF	DEF	TOT	AVG	PF	A	TO	BLK	STL	PTS	AVG	
at Texas A&M	11/07/2024		16:54	0-4	.000	0-1	.000	0-0	.000	1	2	3	3.0	1	0	2	1	3	0	0.0	
UTRGV	11/09/2024		12:24	1-2	.500	0-0	.000	4-4	1.000	1	2	3	3.0	1	0	2	2	0	6	3.0	
at New Mexico St.	11/14/2024		11:19	1-2	.500	1-1	1.000	0-0	.000	1	2	3	3.0	2	1	2	1	0	3	3.0	
at UTEP	11/16/2024		25:43	2-3	.667	0-0	.000	3-4	.750	3	3	6	3.8	1	0	1	0	0	7	4.0	
A&M-Corpus Christi	11/20/2024		11:39	1-2	.500	0-1	.000	0-0	.000	3	0	3	3.6	3	0	2	0	0	2	3.6	
vs UNC Greensboro	11/28/2024		09:20	1-2	.500	0-0	.000	0-0	.000	0	0	0	3.0	2	0	0	0	1	2	3.3	
vs Towson	11/29/2024		05:38	0-1	.000	0-0	.000	0-0	.000	0	1	1	2.7	0	0	1	0	0	0	2.9	
at Stanford	12/16/2024		01:45	0-0	.000	0-0	.000	0-0	.000	0	0	0	2.4	0	0	1	0	0	0	2.5	
UT Arlington	12/19/2024		10:13	1-2	.500	0-0	.000	0-0	.000	2	2	4	2.6	3	0	1	0	0	2	2.4	
at Texas St.	12/21/2024		10:09	1-2	.500	0-1	.000	0-1	.000	0	0	0	2.3	1	0	0	1	0	2	2.4	
Totals		0	115:04	8-20	.400	1-4	.250	7-9	.778	11	12	23	2.3	14	1	12	5	4	24	2.4	

Player Averages

Games Played	Minutes/game	Points/game	FG Pct	3FG Pct	FT Pct	Rebounds/game	Assists/game	Turnovers/game	Assist/Turnover ratio	Steals/game	Blocks/game
10	11.5	2.4	40.0	25.0	77.8	2.3	0.1	1.2	0.1	0.4	0.5

PLAYER GAME-BY-GAME STATISTICS

8

NINA DE LEON NEGRON

Graduate Student • Guard • 5-6 • San Juan, Puerto Rico • Montverde Academy • Austin Peay • UIW



De Leon Negron's Career and 2024-25 Game Highs (* at Previous Schools)

Career / Last	Category	2024-25 / Last
28 / March 2, 2024 vs New Orleans*	Points	16 / November 20, 2024 vs Texas A&M-Corpus Christi
13 / February 23, 2023 vs Northwestern State*	Rebounds	10 / December 16, 2024 at Stanford
9, 2x / March 1, 2023 vs Northwestern State*	Assists	8, 5x / December 21, 2024 at Texas State
5, 6x / December 21, 2024 at Texas State	Steals	5 / December 21, 2024 at Texas State
2 / December 21, 2022 at SMU*	Blocks	N/A
10 / March 2, 2024 vs New Orleans*	FG Made	6 / November 29, 2024 vs Towson
18 / March 12, 2024 vs A&M-Commerce *	FG Attempted	13 / December 16, 2024 at Stanford
4, 2x / November 14, 2024 at New Mexico State	3PT Made	4 / November 14, 2024 at New Mexico State
10 / November 20, 2022 vs Texas Lutheran*	3PT Attempted	3 / November 20, 2024 vs Texas A&M-Corpus Christi
8, 2x / February 29, 2024 vs Southeastern Louisiana*	FT Made	3, 2x / November 28, 2024 vs UNC Greensboro
12 / December 15, 2022 vs UTSA*	FT Attempted	4, 3x / December 16, 2024 at Stanford
44 / March 2, 2024 vs New Orleans*	Minutes	37 / November 16, 2024 at UTEP

#8 DE LEON NEGRON, Nina

2024-25 STATISTICS

Opponent	Date	GS	MIN	Total FG-FGA	PCT	3-Pointers 3FG-3FGA	PCT	Free throws FT-FTA	PCT	Rebounds OFF DEF TOT AVG	PF	A	TO	BLK	STL	PTS	AVG
at Texas A&M	11/07/2024	*	19:35	2-7	.286	0-2	.000	0-1	.000	0 1 1 1.0	1	1	2	0	0	4	4.0
at New Mexico St.	11/14/2024	*	25:39	5-9	.556	4-5	.800	0-0	.000	2 1 3 2.0	3	3	3	0	1	14	9.0
at UTEP	11/16/2024	*	37:13	5-10	.500	1-2	.500	2-2	1.000	1 0 1 1.7	1	8	3	0	0	13	10.3
A&M-Corpus Christi	11/20/2024	*	24:42	5-8	.625	3-6	.500	3-4	.750	0 3 3 2.0	2	3	1	0	2	16	11.8
vs UNC Greensboro	11/28/2024	*	31:55	1-9	.111	0-3	.000	3-4	.750	1 5 6 2.8	1	4	0	0	1	5	10.4
vs Towson	11/29/2024	*	28:51	6-7	.857	2-2	1.000	0-0	.000	1 4 5 3.2	0	8	0	0	4	14	11.0
Sam Houston	12/07/2024	*	27:22	1-5	.200	0-2	.000	0-0	.000	0 3 3 3.1	2	8	3	0	1	2	9.7
at Stanford	12/16/2024	*	35:23	5-13	.385	1-5	.200	1-4	.250	2 8 10 4.0	1	3	6	0	1	12	10.0
UT Arlington	12/19/2024	*	22:22	3-5	.600	1-2	.500	0-0	.000	1 5 6 4.2	1	8	1	0	1	7	9.7
at Texas St.	12/21/2024	*	30:18	3-8	.375	1-3	.333	2-2	1.000	0 6 6 4.4	3	8	6	0	5	9	9.6
Totals		9	283:21	36-81	.444	13-32	.406	11-17	.647	8 36 44 4.4	15	54	25	0	16	96	9.6

Player Averages

Games Played	Minutes/ game	Points/ game	FG Pct	3FG Pct	FT Pct	Rebounds/ game	Assists/ game	Turnovers/ game	Assist/Turnover ratio	Steals/ game	Blocks/ game
10	28.3	9.6	44.4	40.6	64.7	4.4	5.4	2.5	2.2	1.6	0.0

PLAYER GAME-BY-GAME STATISTICS

11

SIDNEY LOVE

Junior • Guard • 5-8 • Cibolo, Texas. • Steele HS



Love's Career and 2024-25 Game Highs

Career / Last	Category	2024-25 / Last
26 / November 18, 2023 at UT Arlington	Points	21, 2x / December 19, 2024 vs UT Arlington
10 / January 21, 2023 at FIU	Rebounds	5, 2x / November 9, 2024 vs UTRGV
11 / November 9, 2024 vs UTRGV	Assists	11 / November 9, 2024 vs UTRGV
5 / November 9, 2024 vs UTRGV	Steals	5 / November 9, 2024 vs UTRGV
1, 10x / December 7, 2024 vs Sam Houston	Blocks	1, 2x / December 7, 2024 vs Sam Houston
9 / December 31, 2022 vs UAB	FG Made	8, 2x / December 19, 2024 vs UT Arlington
18 / January 6, 2024 vs Wichita State	FG Attempted	13 / November 9, 2024 vs UTRGV
5 / December 31, 2022 vs UAB	3PT Made	3, 2x / December 19, 2024 vs UT Arlington
9 / December 31, 2022 vs UAB	3PT Attempted	6, 2x / November 28, 2024 vs UNC Greensboro
13 / November 18, 2023 at UT Arlington	FT Made	4 / November 7, 2024 at Texas A&M
15 / November 18, 2023 at UT Arlington	FT Attempted	8 / November 7, 2024 at Texas A&M
38, 2x / March 24, 2024 at Wyoming	Minutes	36 / November 9, 2024 vs UTRGV

#11 LOVE, Sidney

2024-25 STATISTICS

Opponent	Date	GS	MIN	Total		3-Pointers		Free throws		Rebounds				PF	A	TO	BLK	STL	PTS	AVG
				FG-FGA	PCT	3FG-3FGA	PCT	FT-FTA	PCT	OFF	DEF	TOT	AVG							
at Texas A&M	11/07/2024	*	35:03	3-10	.300	0-2	.000	4-8	.500	2	3	5	5.0	3	1	4	0	2	10	10.0
UTRGV	11/09/2024	*	36:60	8-13	.615	3-6	.500	2-2	1.000	2	3	5	5.0	1	11	2	0	5	21	15.5
at New Mexico St.	11/14/2024	*	32:25	3-11	.273	0-3	.000	2-2	1.000	0	4	4	4.7	0	7	3	0	1	8	13.0
at UTEP	11/16/2024	*	24:56	1-1	1.000	1-1	1.000	0-0	.000	0	2	2	4.0	3	3	2	0	0	3	10.5
A&M-Corpus Christi	11/20/2024	*	26:20	4-12	.333	0-5	.000	0-0	.000	2	1	3	3.8	2	2	2	0	2	8	10.0
vs UNC Greensboro	11/28/2024	*	34:44	3-12	.250	1-6	.167	0-0	.000	2	2	4	3.8	1	5	2	1	0	7	9.5
vs Towson	11/29/2024	*	24:28	1-5	.200	1-1	1.000	2-2	1.000	1	0	1	3.4	0	5	0	0	2	5	8.9
Sam Houston	12/07/2024	*	26:06	4-7	.571	0-2	.000	2-2	1.000	0	1	1	3.1	3	5	2	1	2	10	9.0
at Stanford	12/16/2024	*	37:44	6-14	.429	2-4	.500	0-1	.000	0	4	4	3.2	3	0	1	1	1	14	9.6
UT Arlington	12/19/2024	*	21:09	8-10	.800	3-3	1.000	2-2	1.000	0	4	4	3.3	2	1	1	0	3	21	10.7
at Texas St.	12/21/2024	*	32:46	6-13	.462	1-3	.333	2-2	1.000	0	2	2	3.2	1	3	5	0	0	15	11.1
Totals		11	332:40	47-108	.435	12-36	.333	16-21	.762	9	26	35	3.2	19	43	24	3	18	122	11.1

Player Averages

Games Played	Minutes/ game	Points/ game	FG Pct	3FG Pct	FT Pct	Rebounds/ game	Assists/ game	Turnovers/ game	Assist/Turnover ratio	Steals/ game	Blocks/ game
11	30.2	11.1	43.5	33.3	76.2	3.2	3.9	2.2	1.8	1.6	0.3

PLAYER GAME-BY-GAME STATISTICS

12

AYSIA PROCTOR

Sophomore • Guard • 5-8 • Schertz, Texas • Samuel Clemens HS



Proctors' Career and 2024-25 Game Highs

Career / Last	Category	2024-25 / Last
20 / December 17, 2023 at Oregon	Points	2 / December 21, 2024 at Texas State
13 / January 14, 2024 vs Charlotte	Rebounds	1, 2x / December 21, 2024 at Texas State
5 / January 26, 2024 at SMU	Assists	2 / December 19, 2024 vs UT Arlington
3 / January 16, 2024 vs South Florida	Steals	N/A
2 / January 6, 2024 vs Wichita State	Blocks	N/A
9, 2x / December 17, 2023 at Oregon	FG Made	1 / December 21, 2024 at Texas State
21 / December 17, 2023 at Oregon	FG Attempted	2, 2x / December 21, 2024 at Texas State
5 / January 14, 2024 vs Charlotte	3PT Made	N/A
9 / February 18, 2024 at North Texas	3PT Attempted	N/A
3, 2x / February 25, 2024 vs Florida Atlantic	FT Made	N/A
4, 2x / February 25, 2024 vs Florida Atlantic	FT Attempted	N/A
38 / January 14, 2024 vs Charlotte	Minutes	7 / December 19, 2024 vs UT Arlington

#12 PROCTOR, Aysia

2024-25 STATISTICS

Opponent	Date	GS	MIN	Total		3-Pointers		Free throws		Rebounds				PF	A	TO	BLK	STL	PTS	AVG
				FG-FGA	PCT	3FG-3FGA	PCT	FT-FTA	PCT	OFF	DEF	TOT	AVG							
UT Arlington	12/19/2024		07:40	0-2	.000	0-0	.000	0-0	.000	0	1	1	1.0	0	2	1	0	0	0	0.0
at Texas St.	12/21/2024		05:40	1-2	.500	0-0	.000	0-0	.000	0	1	1	1.0	0	0	0	0	0	2	1.0
Totals		0	13:20	1-4	.250	0-0	.000	0-0	.000	0	2	2	1.0	0	2	1	0	0	2	1.0

Player Averages

Games Played	Minutes/ game	Points/ game	FG Pct	3FG Pct	FT Pct	Rebounds/ game	Assists/ game	Turnovers/ game	Assist/Turnover ratio	Steals/ game	Blocks/ game
2	6.7	1.0	25.0	0.0	0.0	1.0	1.0	0.5	2.0	0.0	0.0

PLAYER GAME-BY-GAME STATISTICS

13

TAYLOR ROSS

Freshman • Forward • 6-1 • San Antonio, Texas • Brennan HS



Ross' Career and 2024-25 Game Highs

Career / Last	Category	2024-25 / Last
7 / November 29, 2024 vs Towson	Points	7 / November 29, 2024 vs Towson
6 / December 7, 2024 vs Sam Houston	Rebounds	6 / December 7, 2024 vs Sam Houston
N/A	Assists	N/A
1, 3x / December 21, 2024 at Texas State	Steals	1, 3x / December 21, 2024 at Texas State
3 / December 7, 2024 vs Sam Houston	Blocks	3 / December 7, 2024 vs Sam Houston
2, 2x / December 7, 2024 vs Sam Houston	FG Made	2, 2x / December 7, 2024 vs Sam Houston
4 / December 19, 2024 vs UT Arlington	FG Attempted	4 / December 19, 2024 vs UT Arlington
1, 3x / December 19, 2024 vs UT Arlington	3PT Made	1, 3x / December 19, 2024 vs UT Arlington
2 / November 29, 2024 vs Towson	3PT Attempted	2 / November 29, 2024 vs Towson
3 / December 19, 2024 vs UT Arlington	FT Made	3 / December 19, 2024 vs UT Arlington
4 / December 19, 2024 vs UT Arlington	FT Attempted	4 / December 19, 2024 vs UT Arlington
13 / December 19, 2024 vs UT Arlington	Minutes	13 / December 19, 2024 vs UT Arlington

#13 ROSS, Taylor

2024-25 STATISTICS

Opponent	Date	GS	MIN	Total		3-Pointers		Free throws		Rebounds				PF	A	TO	BLK	STL	PTS	AVG
				FG-FGA	PCT	3FG-3FGA	PCT	FT-FTA	PCT	OFF	DEF	TOT	AVG							
at Texas A&M	11/07/2024		02:26	0-0	.000	0-0	.000	0-0	.000	0	0	0	0.0	1	0	1	0	0	0	0.0
A&M-Corpus Christi	11/20/2024		05:52	0-2	.000	0-0	.000	0-0	.000	2	2	4	2.0	1	0	1	0	0	0	0.0
vs UNC Greensboro	11/28/2024		05:37	1-1	1.000	0-0	.000	0-0	.000	1	1	2	2.0	2	0	1	0	0	2	0.7
vs Towson	11/29/2024		10:54	2-3	.667	1-2	.500	2-3	.667	2	1	3	2.3	1	0	1	0	1	7	2.3
Sam Houston	12/07/2024		06:59	2-2	1.000	0-0	.000	1-1	1.000	2	4	6	3.0	0	0	0	3	0	5	2.8
at Stanford	12/16/2024		04:41	1-1	1.000	1-1	1.000	0-0	.000	0	3	3	3.0	0	0	0	0	0	3	2.8
UT Arlington	12/19/2024		13:48	1-4	.250	1-1	1.000	3-4	.750	2	2	4	3.1	2	0	0	1	1	6	3.3
at Texas St.	12/21/2024		06:08	0-2	.000	0-0	.000	0-0	.000	0	1	1	2.9	4	0	3	1	1	0	2.9
Totals		0	56:25	7-15	.467	3-4	.750	6-8	.750	9	14	23	2.9	11	0	7	5	3	23	2.9

Player Averages

Games Played	Minutes/game	Points/game	FG Pct	3FG Pct	FT Pct	Rebounds/game	Assists/game	Turnovers/game	Assist/Turnover ratio	Steals/game	Blocks/game
8	7.1	2.9	46.7	75.0	75.0	2.9	0.0	0.9	0.0	0.4	0.6

PLAYER GAME-BY-GAME STATISTICS

20

MAYA LINTON

Junior • Forward • 6-0 • Duncanville, Texas • Duncanville HS

Career / Last

Linton's Career and 2024-25 Game Highs

Category

2024-25 / Last

15 / November 18, 2023 at UT Arlington	Points	12 / November 16, 2024 at UTEP
10 / November 18, 2023 at UT Arlington	Rebounds	8 / November 20, 2024 vs Texas A&M-Corpus Christi
3 / November 28, 2024 vs UNC Greensboro	Assists	3 / November 28, 2024 vs UNC Greensboro
3, 3x / November 20, 2024 vs Texas A&M-Corpus Christi	Steals	3 / November 20, 2024 vs Texas A&M-Corpus Christi
2 / March 10, 2023 vs Western Kentucky	Blocks	1, 3x / November 28, 2024 vs UNC Greensboro
6 / November 18, 2023 at UT Arlington	FG Made	5 / November 16, 2024 at UTEP
11 / November 18, 2023 at UT Arlington	FG Attempted	9 / November 14, 2024 at New Mexico State
2, 3x / November 28, 2024 vs UNC Greensboro	3PT Made	2, 2x / November 28, 2024 vs UNC Greensboro
4, 2x / November 28, 2024 vs UNC Greensboro	3PT Attempted	4, 2x / November 28, 2024 vs UNC Greensboro
5 / November 28, 2024 vs UNC Greensboro	FT Made	5 / November 28, 2024 vs UNC Greensboro
8 / November 24, 2023 at Sam Houston	FT Attempted	6 / November 28, 2024 vs UNC Greensboro
28 / November 28, 2024 vs UNC Greensboro	Minutes	28 / November 28, 2024 vs UNC Greensboro

#20 LINTON, Maya

2024-25 STATISTICS

Opponent	Date	GS	MIN	Total		3-Pointers		Free throws		Rebounds				PF	A	TO	BLK	STL	PTS	AVG
				FG-FGA	PCT	3FG-3FGA	PCT	FT-FTA	PCT	OFF	DEF	TOT	AVG							
at Texas A&M	11/07/2024	*	13:48	1-3	.333	1-3	.333	0-0	.000	0	1	1	1.0	5	0	0	0	2	3	3.0
UTRGV	11/09/2024		12:18	0-0	.000	0-0	.000	0-0	.000	0	0	0	0.5	1	0	2	0	1	0	1.5
at New Mexico St.	11/14/2024		16:44	3-9	.333	1-4	.250	0-1	.000	2	1	3	1.3	4	0	2	0	0	7	3.3
at UTEP	11/16/2024	*	26:46	5-8	.625	2-3	.667	0-0	.000	1	0	1	1.3	4	2	1	1	1	12	5.5
A&M-Corpus Christi	11/20/2024	*	23:27	1-4	.250	0-3	.000	1-2	.500	4	4	8	2.6	3	2	2	1	3	3	5.0
vs UNC Greensboro	11/28/2024	*	28:35	2-5	.400	2-4	.500	5-6	.833	1	2	3	2.7	1	3	6	1	2	11	6.0
vs Towson	11/29/2024	*	16:42	1-4	.250	0-3	.000	0-0	.000	0	1	1	2.4	1	2	4	0	1	2	5.4
Sam Houston	12/07/2024	*	18:03	3-7	.429	1-2	.500	1-2	.500	2	2	4	2.6	4	1	2	0	1	8	5.8
at Stanford	12/16/2024	*	21:11	0-3	.000	0-0	.000	0-0	.000	0	3	3	2.7	5	1	1	0	2	0	5.1
UT Arlington	12/19/2024	*	12:38	0-2	.000	0-1	.000	0-0	.000	0	0	0	2.4	3	0	2	0	0	0	4.6
at Texas St.	12/21/2024	*	19:00	0-2	.000	0-1	.000	1-2	.500	1	4	5	2.6	3	0	4	0	2	1	4.3
Totals		9	209:13	16-47	.340	7-24	.292	8-13	.615	11	18	29	2.6	34	11	26	3	15	47	4.3

Player Averages


Games Played	Minutes/ game	Points/ game	FG Pct	3FG Pct	FT Pct	Rebounds/ game	Assists/ game	Turnovers/ game	Assist/Turnover ratio	Steals/ game	Blocks/ game
11	19.0	4.3	34.0	29.2	61.5	2.6	1.0	2.4	0.4	1.4	0.3

PLAYER GAME-BY-GAME STATISTICS

21

CHEYENNE ROWE

Junior • Forward • 6-2 • Ajax, Ontario, Canada • Bill Crothers Secondary School • James Madison



Rowe's Career and 2024-25 Game Highs (* at James Madison)

Career / Last	Category	2024-25 / Last
11 / December 4, 2022 vs UMES*	Points	10, 2x / December 21, 2024 at Texas State
9 / November 6, 2023 at Arizona State	Rebounds	6, 2x / December 7, 2024 vs Sam Houston
2 / December 7, 2024 vs Sam Houston	Assists	2 / December 7, 2024 vs Sam Houston
1, 9x / December 19, 2024 vs UT Arlington	Steals	1, 2x / December 19, 2024 vs UT Arlington
2, 2x / December 17, 2022 at Hampton*	Blocks	1, 3x / December 19, 2024 vs UT Arlington
5, 2x / November 29, 2024 vs Towson	FG Made	5 / November 29, 2024 vs Towson
9 / November 29, 2024 vs Towson	FG Attempted	9 / November 29, 2024 vs Towson
1 / February 11, 2024 vs UAB	3PT Made	N/A
2 / November 29, 2024 vs Towson	3PT Attempted	2 / November 29, 2024 vs Towson
4 / February 28, 2024 at Memphis	FT Made	3 / December 16, 2024 at Stanford
4, 5x / December 16, 2024 at Stanford	FT Attempted	4 / December 16, 2024 at Stanford
18 / December 16, 2024 at Stanford	Minutes	18 / December 16, 2024 at Stanford

#21 ROWE, Cheyenne

2024-25 STATISTICS

Opponent	Date	GS	MIN	Total		3-Pointers		Free throws		Rebounds				PF	A	TO	BLK	STL	PTS	AVG
				FG-FGA	PCT	3FG-3FGA	PCT	FT-FTA	PCT	OFF	DEF	TOT	AVG							
at Texas A&M	11/07/2024		07:17	0-4	.000	0-1	.000	1-2	.500	0	1	1	1.0	2	0	2	0	0	1	1.0
UTRGV	11/09/2024		09:26	0-2	.000	0-0	.000	0-0	.000	0	1	1	1.0	1	0	0	1	0	0	0.5
at New Mexico St.	11/14/2024		14:44	1-1	1.000	0-0	.000	0-0	.000	1	1	2	1.3	0	0	0	0	0	2	1.0
at UTEP	11/16/2024		09:25	0-1	.000	0-0	.000	2-2	1.000	0	2	2	1.5	2	0	0	0	0	2	1.3
A&M-Corpus Christi	11/20/2024		08:56	1-4	.250	0-1	.000	1-2	.500	3	3	6	2.4	2	0	1	0	0	3	1.6
vs UNC Greensboro	11/28/2024		10:24	3-5	.600	0-0	.000	2-2	1.000	3	2	5	2.8	3	0	0	0	0	8	2.7
vs Towson	11/29/2024		16:33	5-9	.556	0-2	.000	0-0	.000	1	2	3	2.9	1	1	1	0	0	10	3.7
Sam Houston	12/07/2024		15:50	4-4	1.000	0-0	.000	0-0	.000	5	1	6	3.3	2	2	0	1	1	8	4.3
at Stanford	12/16/2024		18:35	2-3	.667	0-0	.000	3-4	.750	2	2	4	3.3	1	1	1	0	0	7	4.6
UT Arlington	12/19/2024		15:27	2-3	.667	0-0	.000	0-0	.000	1	4	5	3.5	0	0	3	1	1	4	4.5
at Texas St.	12/21/2024		15:01	4-5	.800	0-0	.000	2-2	1.000	3	1	4	3.5	4	0	1	0	0	10	5.0
Totals		0	141:38	22-41	.537	0-4	.000	11-14	.786	19	20	39	3.5	18	4	9	3	2	55	5.0

Player Averages

Games Played	Minutes/ game	Points/ game	FG Pct	3FG Pct	FT Pct	Rebounds/ game	Assists/ game	Turnovers/ game	Assist/Turnover ratio	Steals/ game	Blocks/ game
11	12.9	5.0	53.7	0.0	78.6	3.5	0.4	0.8	0.4	0.2	0.3

PLAYER GAME-BY-GAME STATISTICS

25

IDARA UDO

Sophomore • Forward • 6-1 • Plano, Texas • Plano East HS



Udo's Career and 2024-25 Game Highs

Career / Last	Category	2024-25 / Last
26 / January 14, 2024 vs Charlotte	Points	15 / December 7, 2024 vs Sam Houston
13 / February 25, 2024 vs Florida Atlantic	Rebounds	10 / November 20, 2024 vs Texas A&M-Corpus Christi
4 / January 10, 2024 at Florida Atlantic	Assists	3 / December 7, 2024 vs Sam Houston
2, 3x / March 21, 2024 vs Northern Colorado	Steals	1, 4x / November 29, 2024 vs Towson
4 / November 30, 2023 vs Texas State	Blocks	1, 5x / December 7, 2024 vs Sam Houston
9 / January 14, 2024 vs Charlotte	FG Made	6 / December 7, 2024 vs Sam Houston
13 / January 14, 2024 vs Charlotte	FG Attempted	10, 2x / November 28, 2024 vs UNC Greensboro
1, 2x / December 19, 2024 vs UT Arlington	3PT Made	1, 2x / December 19, 2024 vs UT Arlington
1, 5x / December 19, 2024 vs UT Arlington	3PT Attempted	1, 5x / December 19, 2024 vs UT Arlington
8 / January 14, 2024 vs Charlotte	FT Made	4 / November 28, 2024 vs UNC Greensboro
10 / January 14, 2024 vs Charlotte	FT Attempted	4, 3x / December 19, 2024 vs UT Arlington
36 / January 14, 2024 vs Charlotte	Minutes	27 / December 7, 2024 vs Sam Houston

#25 UDO, Idara

2024-25 STATISTICS

Opponent	Date	GS	MIN	Total		3-Pointers		Free throws		Rebounds				PF	A	TO	BLK	STL	PTS	AVG
				FG-FGA	PCT	3FG-3FGA	PCT	FT-FTA	PCT	OFF	DEF	TOT	AVG							
at Texas A&M	11/07/2024	*	20:53	1-4	.250	0-0	.000	0-0	.000	3	4	7	7.0	4	1	1	1	0	2	2.0
UTRGV	11/09/2024	*	24:52	2-6	.333	0-1	.000	0-2	.000	1	1	2	4.5	5	1	4	1	0	4	3.0
at New Mexico St.	11/14/2024	*	21:19	4-5	.800	1-1	1.000	2-2	1.000	3	1	4	4.3	2	0	2	0	1	11	5.7
at UTEP	11/16/2024	*	17:46	3-7	.429	0-1	.000	0-0	.000	2	1	3	4.0	4	0	6	1	1	6	5.8
A&M-Corpus Christi	11/20/2024	*	20:06	3-10	.300	0-0	.000	1-2	.500	9	1	10	5.2	3	1	3	0	1	7	6.0
vs UNC Greensboro	11/28/2024	*	24:10	3-10	.300	0-1	.000	4-4	1.000	3	4	7	5.5	2	0	2	1	0	10	6.7
vs Towson	11/29/2024	*	20:52	3-9	.333	0-0	.000	0-0	.000	3	3	6	5.6	1	1	0	0	1	6	6.6
Sam Houston	12/07/2024	*	27:14	6-8	.750	0-0	.000	3-4	.750	5	3	8	5.9	3	3	3	1	0	15	7.6
at Stanford	12/16/2024	*	22:22	1-7	.143	0-0	.000	1-2	.500	3	3	6	5.9	4	1	3	2	0	3	7.1
UT Arlington	12/19/2024	*	13:39	3-5	.600	1-1	1.000	3-4	.750	0	2	2	5.5	2	0	1	0	0	10	7.4
at Texas St.	12/21/2024	*	20:17	3-5	.600	0-0	.000	1-1	1.000	3	3	6	5.5	3	2	1	0	1	7	7.4
Totals		11	233:29	32-76	.421	2-5	.400	15-21	.714	35	26	61	5.5	33	10	26	7	5	81	7.4

Player Averages

Games Played	Minutes/game	Points/game	FG Pct	3FG Pct	FT Pct	Rebounds/game	Assists/game	Turnovers/game	Assist/Turnover ratio	Steals/game	Blocks/game
11	21.2	7.4	42.1	40.0	71.4	5.5	0.9	2.4	0.4	0.5	0.6

PLAYER GAME-BY-GAME STATISTICS

32

JORDYN JENKINS

Redshirt Senior • Forward • 6-0 • Renton, Washington • Kentridge HS • Southern California



Jenkins' Career and 2023-24 Game Highs (* at USC)

Career / Last	Category	2023-24 / Last
40 / February 20, 2023 at North Texas	Points	30 / November 16, 2024 at UTEP
16 / January 4, 2023 vs Middle Tennessee	Rebounds	12 / November 16, 2024 at UTEP
5 / January 16, 2022 vs Washington*	Assists	2, 2x / November 20, 2024 vs Texas A&M-Corpus Christi
5 / November 20, 2024 vs Texas A&M-Corpus Christi	Steals	5 / November 20, 2024 vs Texas A&M-Corpus Christi
4, 2x / November 20, 2024 vs Texas A&M-Corpus Christi	Blocks	4 / November 20, 2024 vs Texas A&M-Corpus Christi
15 / January 11, 2023 vs UTEP	FG Made	10 / November 16, 2024 at UTEP
22 / January 11, 2023 vs UTEP	FG Attempted	18, 2x / December 16, 2024 at Stanford
3, 4x / February 20, 2023 at North Texas	3PT Made	2 / November 29, 2024 vs Towson
6 / March 8, 2023 vs Florida Atlantic	3PT Attempted	4 / December 7, 2024 vs Sam Houston
13 / February 20, 2023 at North Texas	FT Made	10 / November 16, 2024 at UTEP
16 / February 20, 2023 at North Texas	FT Attempted	12, 2x / November 16, 2024 at UTEP
39 / February 20, 2023 at North Texas	Minutes	35 / November 7, 2024 at Texas A&M

#32 JENKINS, Jordyn

2024-25 STATISTICS

Opponent	Date	GS	MIN	Total		3-Pointers		Free throws		Rebounds				PF	A	TO	BLK	STL	PTS	AVG
				FG-FGA	PCT	3FG-3FGA	PCT	FT-FTA	PCT	OFF	DEF	TOT	AVG							
at Texas A&M	11/07/2024	*	35:29	7-15	.467	0-2	.000	4-6	.667	6	5	11	11.0	2	1	1	1	0	18	18.0
UTRGV	11/09/2024	*	33:14	5-12	.417	0-1	.000	9-12	.750	2	2	4	7.5	0	0	2	2	2	19	18.5
at New Mexico St.	11/14/2024	*	31:45	9-14	.643	1-2	.500	8-8	1.000	3	8	11	8.7	4	0	2	0	1	27	21.3
at UTEP	11/16/2024	*	25:03	10-13	.769	0-2	.000	10-12	.833	2	10	12	9.5	2	2	2	1	0	30	23.5
A&M-Corpus Christi	11/20/2024	*	31:02	6-15	.400	0-2	.000	4-5	.800	2	5	7	9.0	4	2	5	4	5	16	22.0
vs UNC Greensboro	11/28/2024	*	27:49	5-11	.455	1-1	1.000	3-4	.750	2	7	9	9.0	2	0	2	2	1	14	20.7
vs Towson	11/29/2024	*	19:02	7-12	.583	2-2	1.000	2-2	1.000	0	2	2	8.0	1	0	0	1	2	18	20.3
Sam Houston	12/07/2024	*	28:20	9-18	.500	1-4	.250	3-3	1.000	3	7	10	8.3	0	1	2	0	3	22	20.5
at Stanford	12/16/2024	*	32:22	5-18	.278	0-2	.000	4-4	1.000	2	3	5	7.9	1	0	2	0	0	14	19.8
UT Arlington	12/19/2024	*	18:30	6-8	.750	1-2	.500	1-2	.500	1	4	5	7.6	0	0	2	2	1	14	19.2
at Texas St.	12/21/2024	*	28:25	7-10	.700	1-1	1.000	2-2	1.000	0	2	2	7.1	4	0	4	0	3	17	19.0
Totals		11	311:01	76-146	.521	7-21	.333	50-60	.833	23	55	78	7.1	20	6	24	13	18	209	19.0

Player Averages

Games Played	Minutes/game	Points/game	FG Pct	3FG Pct	FT Pct	Rebounds/game	Assists/game	Turnovers/game	Assist/Turnover ratio	Steals/game	Blocks/game
11	28.3	19.0	52.1	33.3	83.3	7.1	0.5	2.2	0.3	1.6	1.2

PLAYER GAME-BY-GAME STATISTICS

33

EMILIA DANNEBAUER

Freshman • Forward / Center • 6-4 • Berlin, Germany • Sportgymnasium Chemnit



Dannebauer's Career and 2024-25 Game Highs

Career / Last	Category	2024-25 / Last
2 / December 7, 2024 vs Sam Houston	Points	2 / December 7, 2024 vs Sam Houston
2 / November 20, 2024 vs Texas A&M-Corpus Christi	Rebounds	2 / November 20, 2024 vs Texas A&M-Corpus Christi
N/A	Assists	N/A
N/A	Steals	N/A
1 / December 7, 2024 vs Sam Houston	Blocks	1 / December 7, 2024 vs Sam Houston
1 / December 7, 2024 vs Sam Houston	FG Made	1 / December 7, 2024 vs Sam Houston
2 / November 29, 2024 vs Towson	FG Attempted	2 / November 29, 2024 vs Towson
N/A	3PT Made	N/A
N/A	3PT Attempted	N/A
4 / November 29, 2024 vs Towson	FT Made	N/A
N/A	FT Attempted	4 / November 29, 2024 vs Towson
5 / November 29, 2024 vs Towson	Minutes	5 / November 29, 2024 vs Towson

#33 DANNEBAUER, Emilia

2024-25 STATISTICS

Opponent	Date	GS	MIN	Total		3-Pointers		Free throws		Rebounds				PF				PTS	AVG
				FG-FGA	PCT	3FG-3FGA	PCT	FT-FTA	PCT	OFF	DEF	TOT	AVG	A	TO	BLK	STL		
A&M-Corpus Christi	11/20/2024		02:25	0-0	.000	0-0	.000	0-0	.000	1	1	2	2.0	0	0	1	0	0	0.0
vs Towson	11/29/2024		05:57	0-2	.000	0-0	.000	0-4	.000	0	0	0	1.0	0	0	0	0	0	0.0
Sam Houston	12/07/2024		01:37	1-1	1.000	0-0	.000	0-0	.000	0	0	0	0.7	0	0	0	1	0	0.7
UT Arlington	12/19/2024		04:52	0-0	.000	0-0	.000	0-0	.000	0	1	1	0.8	0	0	1	0	0	0.5
Totals		0	14:51	1-3	.333	0-0	.000	0-4	.000	1	2	3	0.8	0	0	2	1	0	0.5

Player Averages

Games Played	Minutes/game	Points/game	FG Pct	3FG Pct	FT Pct	Rebounds/game	Assists/game	Turnovers/game	Assist/Turnover ratio	Steals/game	Blocks/game
4	3.7	0.5	33.3	0.0	0.0	0.8	0.0	0.5	0.0	0.0	0.3

2024-25 ROADRUNNER WOMEN'S BASKETBALL STATS



PLAYER SEASON / CAREER STATISTICS



Summary

Player	Season Statistics										Career Statistics									
	GP-GS	MIN/G	FG%	3FG%	FT%	R/G	A/G	STL	BLK	PTS/G	GP-GS	MIN/G	FG%	3FG%	FT%	R/G	A/G	STL	BLK	PTS/G
ALLEN, Damara	10-2	12.1	.360	.182	.750	2.1	0.7	5	2	2.3	10-2	12.1	.360	.182	.750	2.1	0.7	5	2	2.3
DANNEBAUER, Emilia	4-0	3.7	.333	.000	.000	0.8	0.0	0	1	0.5	4-0	3.7	.333	.000	.000	0.8	0.0	0	1	0.5
DE LEON NEGRON, Nina	10-9	28.3	.444	.406	.647	4.4	5.4	16	0	9.6	123-101	28.6	.408	.332	.697	4.4	3.3	172	14	8.3
GONY, Nyayongah	10-0	11.5	.400	.250	.778	2.3	0.1	4	5	2.4	59-2	9.8	.375	.310	.700	1.5	0.3	17	14	2.4
GUTTADAURO, Siena	5-0	15.2	.350	.267	.500	1.0	1.4	1	0	3.8	58-3	11.6	.300	.301	.611	1.2	0.8	12	2	2.8
HAMMONDS, Mia	8-0	8.6	.125	.125	.750	2.0	0.1	3	2	1.0	8-0	8.6	.125	.125	.750	2.0	0.1	3	2	1.0
JENKINS, Jordyn	11-11	28.3	.521	.333	.833	7.1	0.5	18	13	19.0	96-79	25.6	.501	.344	.787	6.6	1.1	110	93	16.2
LINTON, Maya	11-9	19.0	.340	.292	.615	2.6	1.0	15	3	4.3	68-20	15.8	.378	.278	.592	3.5	0.5	56	13	2.8
LOVE, Sidney	11-11	30.2	.435	.333	.762	3.2	3.9	18	3	11.1	73-67	30.0	.397	.287	.809	3.6	3.0	98	12	10.0
LUCIO, Emma	10-0	9.3	.333	.308	.500	1.1	0.4	1	0	2.3	23-0	8.3	.264	.207	.400	1.0	0.5	2	0	1.7
PARKER, Alexis	11-2	11.9	.267	.100	.571	2.0	0.5	5	1	1.9	55-6	11.1	.308	.170	.452	1.3	0.6	21	6	1.8
PROCTOR, Aysia	2-0	6.7	.250	.000	.000	1.0	1.0	0	0	1.0	34-20	24.6	.445	.385	.609	4.9	1.4	18	7	9.2
ROSS, Taylor	8-0	7.1	.467	.750	.750	2.9	0.0	3	5	2.9	8-0	7.1	.467	.750	.750	2.9	0.0	3	5	2.9
ROWE, Cheyenne	11-0	12.9	.537	.000	.786	3.5	0.4	2	3	5.0	57-0	9.7	.534	.125	.667	2.6	0.2	9	9	2.8
UDO, Idara	11-11	21.2	.421	.400	.714	5.5	0.9	5	7	7.4	44-33	21.2	.449	.400	.591	5.8	0.8	20	32	7.4

Scoring

Player	Season Statistics								Career Statistics							
	FG-FGA	FG%	3FG-3FGA	3FG%	FT-FTA	FT%	PTS	PTS/G	FG-FGA	FG%	3FG-3FGA	3FG%	FT-FTA	FT%	PTS	PTS/G
ALLEN, Damara	9-25	.360	2-11	.182	3-4	.750	23	2.3	9-25	.360	2-11	.182	3-4	.750	23	2.3
DANNEBAUER, Emilia	1-3	.333	0-0	.000	0-4	.000	2	0.5	1-3	.333	0-0	.000	0-4	.000	2	0.5
DE LEON NEGRON, Nina	36-81	.444	13-32	.406	11-17	.647	96	9.6	359-879	.408	114-343	.332	189-271	.697	1021	8.3
GONY, Nyayongah	8-20	.400	1-4	.250	7-9	.778	24	2.4	48-128	.375	22-71	.310	21-30	.700	139	2.4
GUTTADAURO, Siena	7-20	.350	4-15	.267	1-2	.500	19	3.8	54-180	.300	44-146	.301	11-18	.611	163	2.8
HAMMONDS, Mia	2-16	.125	1-8	.125	3-4	.750	8	1.0	2-16	.125	1-8	.125	3-4	.750	8	1.0
JENKINS, Jordyn	76-146	.521	7-21	.333	50-60	.833	209	19.0	557-1112	.501	52-151	.344	385-489	.787	1551	16.2
LINTON, Maya	16-47	.340	7-24	.292	8-13	.615	47	4.3	68-180	.378	10-36	.278	42-71	.592	188	2.8
LOVE, Sidney	47-108	.435	12-36	.333	16-21	.762	122	11.1	269-678	.397	62-216	.287	131-162	.809	731	10.0
LUCIO, Emma	9-27	.333	4-13	.308	1-2	.500	23	2.3	14-53	.264	6-29	.207	4-10	.400	38	1.7
PARKER, Alexis	8-30	.267	1-10	.100	4-7	.571	21	1.9	36-117	.308	8-47	.170	19-42	.452	99	1.8
PROCTOR, Aysia	1-4	.250	0-0	.000	0-0	.000	2	1.0	129-290	.445	40-104	.385	14-23	.609	312	9.2
ROSS, Taylor	7-15	.467	3-4	.750	6-8	.750	23	2.9	7-15	.467	3-4	.750	6-8	.750	23	2.9
ROWE, Cheyenne	22-41	.537	0-4	.000	11-14	.786	55	5.0	63-118	.534	1-8	.125	34-51	.667	161	2.8
UDO, Idara	32-76	.421	2-5	.400	15-21	.714	81	7.4	129-287	.449	2-5	.400	65-110	.591	325	7.4

Totals

Player	Season Statistics									Career Statistics								
	O-REB	D-REB	TOTAL	PF	FO	A	TO	A/TO		O-REB	D-REB	TOTAL	PF	FO	A	TO	A/TO	
ALLEN, Damara	6	15	21	14	0	7	8	0.9		6	15	21	14	0	7	8	0.9	
DANNEBAUER, Emilia	1	2	3	0	0	0	2	0.0		1	2	3	0	0	0	2	0.0	
DE LEON NEGRON, Nina	8	36	44	15	0	54	25	2.2		132	407	539	199	1	406	246	1.7	
GONY, Nyayongah	11	12	23	14	0	1	12	0.1		33	56	89	49	0	18	52	0.3	
GUTTADAURO, Siena	3	2	5	3	0	7	4	1.8		21	48	69	24	0	44	42	1.0	
HAMMONDS, Mia	3	13	16	7	0	1	5	0.2		3	13	16	7	0	1	5	0.2	
JENKINS, Jordyn	23	55	78	20	0	6	24	0.3		198	437	635	235	10	103	222	0.5	
LINTON, Maya	11	18	29	34	2	11	26	0.4		101	134	235	183	6	32	84	0.4	
LOVE, Sidney	9	26	35	19	0	43	24	1.8		60	203	263	181	1	216	200	1.1	
LUCIO, Emma	2	9	11	9	0	4	10	0.4		4	18	22	20	0	11	24	0.5	
PARKER, Alexis	8	14	22	11	0	6	8	0.8		25	48	73	51	0	33	38	0.9	
PROCTOR, Aysia	0	2	2	0	0	2	1	2.0		46	119	165	60	1	47	71	0.7	
ROSS, Taylor	9	14	23	11	0	0	7	0.0		9	14	23	11	0	0	7	0.0	
ROWE, Cheyenne	19	20	39	18	0	4	9	0.4		82	69	151	70	1	12	26	0.5	
UDO, Idara	35	26	61	33	1	10	26	0.4		149	107	256	126	4	36	81	0.4	

2024-25 ROADRUNNER WOMEN'S BASKETBALL STATS



TEAM AND OPPONENTS STATISTICS



	UTSA	OPP
Scoring	755	607
Points per game	68.6	55.2
Scoring margin	+13.5	-
Field goals-att	281-659	211-576
Field goal pct	.426	.366
3 point fg-att	57-187	65-193
3-point FG pct	.305	.337
3-pt FG made per game	5.2	5.9
Free throws-att	136-186	120-194
Free throw pct	.731	.619
F-Throws made per game	12.4	10.9
Rebounds	441	307
Rebounds per game	40.1	27.9
Rebounding margin	+12.2	-
Assists	156	108
Assists per game	14.2	9.8
Turnovers	195	205
Turnovers per game	17.7	18.6
Turnover margin	+0.9	-
Assist/turnover ratio	0.8	0.5
Steals	96	78
Steals per game	8.7	7.1
Blocks	45	38
Blocks per game	4.1	3.5
Winning streak	2	-
Home win streak	4	-
Attendance	3094	13960
Home games-Avg/Game	4-774	5-2792
Neutral site-Avg/Game	-	2-100

Score by Periods

Team	1st	2nd	3rd	4th	OT	TOT
UTSA	196	178	185	196	0	755
Opponents	139	159	150	159	0	607

2024-25 ROADRUNNER WOMEN'S BASKETBALL STATS



INDIVIDUAL GAME HIGHS



POINTS	30		Jordyn Jenkins at UTEP (11/16/2024)
	27		Jordyn Jenkins at New Mexico St. (11/14/2024)
	22		Jordyn Jenkins vs Sam Houston (12/07/2024)
	21		Sidney Love vs UT Arlington (12/19/2024)
	21		Sidney Love vs UTRGV (11/09/2024)
FIELD GOALS MADE	10		Jordyn Jenkins at UTEP (11/16/2024)
	9		Jordyn Jenkins vs Sam Houston (12/07/2024)
	9		Jordyn Jenkins at New Mexico St. (11/14/2024)
FIELD GOAL ATTEMPTS	18		Jordyn Jenkins at Stanford (12/16/2024)
	18		Jordyn Jenkins vs Sam Houston (12/07/2024)
FIELD GOAL PERCENTAGE (min 5 made)	.857	(6-7)	Nina De Leon Negron vs Towson (N) (11/29/2024)
	.800	(8-10)	Sidney Love vs UT Arlington (12/19/2024)
3 PT FG MADE	4		Nina De Leon Negron at New Mexico St. (11/14/2024)
	3		Sidney Love vs UT Arlington (12/19/2024)
	3		Nina De Leon Negron vs A&M-Corpus Christi (11/20/2024)
	3		Sidney Love vs UTRGV (11/09/2024)
3 PT FG ATTEMPTS	7		Siena Guttadauro vs A&M-Corpus Christi (11/20/2024)
	6		Sidney Love vs UNC Greensboro (N) (11/28/2024)
	6		Nina De Leon Negron vs A&M-Corpus Christi (11/20/2024)
	6		Sidney Love vs UTRGV (11/09/2024)
3 PT FG PERCENTAGE (min 2 made)	1.000	(3-3)	Sidney Love vs UT Arlington (12/19/2024)
	1.000	(2-2)	Jordyn Jenkins vs Towson (N) (11/29/2024)
	1.000	(2-2)	Nina De Leon Negron vs Towson (N) (11/29/2024)
	1.000	(2-2)	Emma Lucio vs UTRGV (11/09/2024)
FREE THROWS MADE	10		Jordyn Jenkins at UTEP (11/16/2024)
	9		Jordyn Jenkins vs UTRGV (11/09/2024)
FREE THROW ATTEMPTS	12		Jordyn Jenkins at UTEP (11/16/2024)
	12		Jordyn Jenkins vs UTRGV (11/09/2024)
FREE THROW PERCENTAGE (min 3 made)	1.000	(8-8)	Jordyn Jenkins at New Mexico St. (11/14/2024)
	1.000	(4-4)	Jordyn Jenkins at Stanford (12/16/2024)
	1.000	(4-4)	Idara Udo vs UNC Greensboro (N) (11/28/2024)
	1.000	(4-4)	Nyayongah Gony vs UTRGV (11/09/2024)
	1.000	(3-3)	Jordyn Jenkins vs Sam Houston (12/07/2024)
REBOUNDS	12		Jordyn Jenkins at UTEP (11/16/2024)
	11		Jordyn Jenkins at New Mexico St. (11/14/2024)
	11		Jordyn Jenkins at Texas A&M (11/07/2024)
ASSISTS	11		Sidney Love vs UTRGV (11/09/2024)
	8		Nina De Leon Negron at Texas St. (12/21/2024)
	8		Nina De Leon Negron vs UT Arlington (12/19/2024)
	8		Nina De Leon Negron vs Sam Houston (12/07/2024)
	8		Nina De Leon Negron vs Towson (N) (11/29/2024)
	8		Nina De Leon Negron at UTEP (11/16/2024)
STEALS	5		Nina De Leon Negron at Texas St. (12/21/2024)
	5		Jordyn Jenkins vs A&M-Corpus Christi (11/20/2024)
	5		Sidney Love vs UTRGV (11/09/2024)
BLOCKED SHOTS	4		Jordyn Jenkins vs A&M-Corpus Christi (11/20/2024)
	3		Taylor Ross vs Sam Houston (12/07/2024)
TURNOVERS	6		Nina De Leon Negron at Texas St. (12/21/2024)
	6		Nina De Leon Negron at Stanford (12/16/2024)
	6		Maya Linton vs UNC Greensboro (N) (11/28/2024)
	6		Idara Udo at UTEP (11/16/2024)
FOULS	5		Maya Linton at Stanford (12/16/2024)
	5		Idara Udo vs UTRGV (11/09/2024)
	5		Maya Linton at Texas A&M (11/07/2024)

2024-25 ROADRUNNER WOMEN'S BASKETBALL STATS



OPPONENT INDIVIDUAL GAME HIGHS



POINTS	27		Ivane Tensaie at UTEP (11/16/2024)
	24		Kade Hackerott vs UTRGV (11/09/2024)
	23		Molly Kaiser at New Mexico St. (11/14/2024)
	19		India Johnston vs Towson (N) (11/29/2024)
	18		Portia Adams at UTEP (11/16/2024)
FIELD GOALS MADE	9		Ivane Tensaie at UTEP (11/16/2024)
	8		Molly Kaiser at New Mexico St. (11/14/2024)
	8		Kade Hackerott vs UTRGV (11/09/2024)
FIELD GOAL ATTEMPTS	16		India Johnston vs Towson (N) (11/29/2024)
	15		Kade Hackerott vs UTRGV (11/09/2024)
FIELD GOAL PERCENTAGE (min 5 made)	.692	(9-13)	Ivane Tensaie at UTEP (11/16/2024)
	.571	(8-14)	Molly Kaiser at New Mexico St. (11/14/2024)
3 PT FG MADE	7		Ivane Tensaie at UTEP (11/16/2024)
	5		India Johnston vs Towson (N) (11/29/2024)
3 PT FG ATTEMPTS	10		Ivane Tensaie at UTEP (11/16/2024)
	9		Taliyah Clark vs UT Arlington (12/19/2024)
	9		India Johnston vs Towson (N) (11/29/2024)
3 PT FG PERCENTAGE (min 2 made)	1.000	(2-2)	Koi Love vs UT Arlington (12/19/2024)
	.750	(3-4)	Jzaniya Harriel at Stanford (12/16/2024)
FREE THROWS MADE	7		Molly Kaiser at New Mexico St. (11/14/2024)
	6		Takeira Ramey at Texas St. (12/21/2024)
FREE THROW ATTEMPTS	9		Elena Bosgana at Stanford (12/16/2024)
	8		Takeira Ramey at Texas St. (12/21/2024)
	8		Molly Kaiser at New Mexico St. (11/14/2024)
	8		Sahara Jones at Texas A&M (11/07/2024)
FREE THROW PERCENTAGE (min 3 made)	1.000	(5-5)	Koi Love vs UT Arlington (12/19/2024)
	.875	(7-8)	Molly Kaiser at New Mexico St. (11/14/2024)
REBOUNDS	11		Elena Bosgana at Stanford (12/16/2024)
	10		Aysia Ward-Strong vs Sam Houston (12/07/2024)
ASSISTS	7		Delma Zita at UTEP (11/16/2024)
	6		Mireia Aguado vs A&M-Corpus Christi (11/20/2024)
STEALS	4		Chloe Clardy at Stanford (12/16/2024)
	4		Paige Allen vs A&M-Corpus Christi (11/20/2024)
	4		Molly Kaiser at New Mexico St. (11/14/2024)
BLOCKED SHOTS	3		Brooke Demetre at Stanford (12/16/2024)
	3		Dunja Zecevic at UTEP (11/16/2024)
	3		Charlotte O'Keefe vs UTRGV (11/09/2024)
	3		Lauren Ware at Texas A&M (11/07/2024)
TURNOVERS	7		India Johnston vs Towson (N) (11/29/2024)
	6		Koi Love vs UT Arlington (12/19/2024)
	6		Fanta Kone vs Sam Houston (12/07/2024)
FOULS	5		Avery Brittingham vs UT Arlington (12/19/2024)
	5		Brooke Demetre at Stanford (12/16/2024)
	5		Deja Bristol vs Towson (N) (11/29/2024)
	5		Khalis Cain vs UNC Greensboro (N) (11/28/2024)
	5		Luisa Vydrova at UTEP (11/16/2024)
	5		Charlotte O'Keefe vs UTRGV (11/09/2024)
	5		Sahara Jones at Texas A&M (11/07/2024)

2024-25 ROADRUNNER WOMEN'S BASKETBALL STATS



CATEGORY LEADERS



##	Player	G	Pts	Pts/G
32	Jenkins, Jordyn	11	209	19.0
11	Love, Sidney	11	122	11.1
8	De Leon Negron, Nina	10	96	9.6
25	Udo, Idara	11	81	7.4
21	Rowe, Cheyenne	11	55	5.0
20	Linton, Maya	11	47	4.3
7	Gony, Nyayongah	10	24	2.4
13	Ross, Taylor	8	23	2.9
3	Lucio, Emma	10	23	2.3
4	Allen, Damara	10	23	2.3
2	Parker, Alexis	11	21	1.9
1	Guttadauro, Siena	5	19	3.8
5	Hammonds, Mia	8	8	1.0
12	Proctor, Aysia	2	2	1.0
33	Dannebauer, Emilia	4	2	0.5

##	Player	G	Pts	Pts/G
32	Jenkins, Jordyn	11	209	19.0
11	Love, Sidney	11	122	11.1
8	De Leon Negron, Nina	10	96	9.6
25	Udo, Idara	11	81	7.4
21	Rowe, Cheyenne	11	55	5.0
20	Linton, Maya	11	47	4.3
1	Guttadauro, Siena	5	19	3.8
13	Ross, Taylor	8	23	2.9
7	Gony, Nyayongah	10	24	2.4
3	Lucio, Emma	10	23	2.3
4	Allen, Damara	10	23	2.3
2	Parker, Alexis	11	21	1.9
12	Proctor, Aysia	2	2	1.0
5	Hammonds, Mia	8	8	1.0
33	Dannebauer, Emilia	4	2	0.5

Field Goal Percentage

##	Player	FG	Att	Pct
21	Rowe, Cheyenne	22	41	.537
32	Jenkins, Jordyn	76	146	.521
13	Ross, Taylor	7	15	.467
8	De Leon Negron, Nina	36	81	.444
11	Love, Sidney	47	108	.435
25	Udo, Idara	32	76	.421
7	Gony, Nyayongah	8	20	.400
4	Allen, Damara	9	25	.360
1	Guttadauro, Siena	7	20	.350
20	Linton, Maya	16	47	.340
3	Lucio, Emma	9	27	.333
33	Dannebauer, Emilia	1	3	.333
2	Parker, Alexis	8	30	.267
12	Proctor, Aysia	1	4	.250
5	Hammonds, Mia	2	16	.125

Field Goal Attempts

##	Player	G	Att	Att/G
32	Jenkins, Jordyn	11	146	13.3
11	Love, Sidney	11	108	9.8
8	De Leon Negron, Nina	10	81	8.1
25	Udo, Idara	11	76	6.9
20	Linton, Maya	11	47	4.3

Field Goals Made

##	Player	G	Made	Made/G
32	Jenkins, Jordyn	11	76	6.9
11	Love, Sidney	11	47	4.3
8	De Leon Negron, Nina	10	36	3.6
25	Udo, Idara	11	32	2.9
21	Rowe, Cheyenne	11	22	2.0

2024-25 ROADRUNNER WOMEN'S BASKETBALL STATS



CATEGORY LEADERS CONT.



3-Point FG Percentage

##	Player	3FG	Att	Pct
13	Ross, Taylor	3	4	.750
8	De Leon Negron, Nina	13	32	.406
25	Udo, Idara	2	5	.400
32	Jenkins, Jordyn	7	21	.333
11	Love, Sidney	12	36	.333
3	Lucio, Emma	4	13	.308
20	Linton, Maya	7	24	.292
1	Guttadauro, Siena	4	15	.267
7	Gony, Nyayongah	1	4	.250
4	Allen, Damara	2	11	.182
5	Hammonds, Mia	1	8	.125
2	Parker, Alexis	1	10	.100

3-Point FG Attempts

##	Player	G	Att	Att/G
11	Love, Sidney	11	36	3.3
8	De Leon Negron, Nina	10	32	3.2
20	Linton, Maya	11	24	2.2
32	Jenkins, Jordyn	11	21	1.9
1	Guttadauro, Siena	5	15	3.0

3-Point FG Made

##	Player	G	Made	Made/G
8	De Leon Negron, Nina	10	13	1.3
11	Love, Sidney	11	12	1.1
32	Jenkins, Jordyn	11	7	0.6
20	Linton, Maya	11	7	0.6
1	Guttadauro, Siena	5	4	0.8

Free Throw Percentage

##	Player	Made	Att	Pct
32	Jenkins, Jordyn	50	60	.833
21	Rowe, Cheyenne	11	14	.786
7	Gony, Nyayongah	7	9	.778
11	Love, Sidney	16	21	.762
13	Ross, Taylor	6	8	.750
4	Allen, Damara	3	4	.750
5	Hammonds, Mia	3	4	.750
25	Udo, Idara	15	21	.714
8	De Leon Negron, Nina	11	17	.647
20	Linton, Maya	8	13	.615
2	Parker, Alexis	4	7	.571
1	Guttadauro, Siena	1	2	.500
3	Lucio, Emma	1	2	.500

Free Throw Attempts

##	Player	G	Att	Att/G
32	Jenkins, Jordyn	11	60	5.5
11	Love, Sidney	11	21	1.9
25	Udo, Idara	11	21	1.9
8	De Leon Negron, Nina	10	17	1.7
21	Rowe, Cheyenne	11	14	1.3

Free Throws Made

##	Player	G	Made	Made/G
32	Jenkins, Jordyn	11	50	4.5
11	Love, Sidney	11	16	1.5
25	Udo, Idara	11	15	1.4
8	De Leon Negron, Nina	10	11	1.1
21	Rowe, Cheyenne	11	11	1.0

Rebounds

##	Player	G	Reb	Reb/G
32	Jenkins, Jordyn	11	78	7.1
25	Udo, Idara	11	61	5.5
8	De Leon Negron, Nina	10	44	4.4
21	Rowe, Cheyenne	11	39	3.5
11	Love, Sidney	11	35	3.2

Assists

##	Player	G	Ast	Ast/G
8	De Leon Negron, Nina	10	54	5.4
11	Love, Sidney	11	43	3.9
20	Linton, Maya	11	11	1.0
25	Udo, Idara	11	10	0.9
1	Guttadauro, Siena	5	7	1.4

Rebounds Average

##	Player	G	Reb	Reb/G
32	Jenkins, Jordyn	11	78	7.1
25	Udo, Idara	11	61	5.5
8	De Leon Negron, Nina	10	44	4.4
21	Rowe, Cheyenne	11	39	3.5
11	Love, Sidney	11	35	3.2

Steals

##	Player	G	Stl	Stl/G
32	Jenkins, Jordyn	11	18	1.6
11	Love, Sidney	11	18	1.6
8	De Leon Negron, Nina	10	16	1.6
20	Linton, Maya	11	15	1.4
25	Udo, Idara	11	5	0.5

2024-25 ROADRUNNER WOMEN'S BASKETBALL STATS



CATEGORY LEADERS CONT.



Offensive Rebounds

##	Player	G	OReb	OReb/G
25	Udo, Idara	11	35	3.2
32	Jenkins, Jordyn	11	23	2.1
21	Rowe, Cheyenne	11	19	1.7
20	Linton, Maya	11	11	1.0
7	Gony, Nyayongah	10	11	1.1

Blocked Shots

##	Player	G	Blk	Blk/G
32	Jenkins, Jordyn	11	13	1.2
25	Udo, Idara	11	7	0.6
13	Ross, Taylor	8	5	0.6
7	Gony, Nyayongah	10	5	0.5
11	Love, Sidney	11	3	0.3

Defensive Rebounds

##	Player	G	DReb	DReb/G
32	Jenkins, Jordyn	11	55	5.0
8	De Leon Negron, Nina	10	36	3.6
11	Love, Sidney	11	26	2.4
25	Udo, Idara	11	26	2.4
21	Rowe, Cheyenne	11	20	1.8

Minutes

##	Player	G	Min	Min/G
11	Love, Sidney	11	333	30:15
32	Jenkins, Jordyn	11	311	28:16
8	De Leon Negron, Nina	10	283	28:20
25	Udo, Idara	11	233	21:14
20	Linton, Maya	11	209	19:01

Fouls

##	Player	G	PF	PF/G
20	Linton, Maya	11	34	3.1
25	Udo, Idara	11	33	3.0
32	Jenkins, Jordyn	11	20	1.8
11	Love, Sidney	11	19	1.7
21	Rowe, Cheyenne	11	18	1.6

Turnovers

##	Player	G	TO	TO/G
25	Udo, Idara	11	26	2.4
20	Linton, Maya	11	26	2.4
8	De Leon Negron, Nina	10	25	2.5
32	Jenkins, Jordyn	11	24	2.2
11	Love, Sidney	11	24	2.2

Foul Outs

##	Player	G	FO
20	Linton, Maya	11	2
25	Udo, Idara	11	1

2024-25 ROADRUNNER WOMEN'S BASKETBALL STATS



GAME-BY-GAME LEADERS



Game Records

Record	Overall	Home	Away	Neutral
ALL GAMES	9-2	4-0	3-2	2-0
CONFERENCE	0-0	0-0	0-0	0-0
NON-CONFERENCE	9-2	4-0	3-2	2-0

Team Results

Date	Opponent		Score	Att.	High Points	High Rebounds
11/07/2024	at Texas A&M	L	51-55	7507	(18) JENKINS, Jordyn	(11) JENKINS, Jordyn
11/09/2024	UTRGV	W	74-69	739	(21) LOVE, Sidney	(5) LOVE, Sidney
						(5) ALLEN, Damara
11/14/2024	at New Mexico St.	W	75-61	812	(27) JENKINS, Jordyn	(11) JENKINS, Jordyn
11/16/2024	at UTEP	W	78-73	1041	(30) JENKINS, Jordyn	(12) JENKINS, Jordyn
11/20/2024	A&M-Corpus Christi	W	62-43	743	(16) JENKINS, Jordyn	(10) UDO, Idara
					(16) DE LEON NEGRON, Nina	
11/28/2024	vs UNC Greensboro	W	62-53	100	(14) JENKINS, Jordyn	(9) JENKINS, Jordyn
11/29/2024	vs Towson	W	71-40	100	(18) JENKINS, Jordyn	(6) UDO, Idara
12/07/2024	Sam Houston	W	79-36	837	(22) JENKINS, Jordyn	(10) JENKINS, Jordyn
12/16/2024	at Stanford	L	57-62	4600	(14) JENKINS, Jordyn	(10) DE LEON NEGRON, Nina
					(14) LOVE, Sidney	
12/19/2024	UT Arlington	W	76-61	775	(21) LOVE, Sidney	(6) DE LEON NEGRON, Nina
12/21/2024	at Texas St.	W	70-54	0	(17) JENKINS, Jordyn	(6) DE LEON NEGRON, Nina
						(6) UDO, Idara

Attendance Summary

	Games	Attend	Avg/Game
Home	4	3094	774
Away	5	13960	2792
Neutral	2	200	100
Total	11	17254	1569

2024-25 ROADRUNNER WOMEN'S BASKETBALL STATS



UTSA GAME HIGHS



POINTS	79	Sam Houston (12/07/2024)
	78	at UTEP (11/16/2024)
	76	UT Arlington (12/19/2024)
	75	at New Mexico St. (11/14/2024)
	74	UTRGV (11/09/2024)
FIELD GOALS MADE	32	Sam Houston (12/07/2024)
	29	UT Arlington (12/19/2024)
	29	vs Towson (N) (11/29/2024)
FIELD GOAL ATTEMPTS	72	A&M-Corpus Christi (11/20/2024)
	67	Sam Houston (12/07/2024)
FIELD GOAL PERCENTAGE	.560 (28-50)	at UTEP (11/16/2024)
	.511 (24-47)	UTRGV (11/09/2024)
3 PT FG MADE	9	at New Mexico St. (11/14/2024)
	7	UT Arlington (12/19/2024)
	7	vs Towson (N) (11/29/2024)
	7	UTRGV (11/09/2024)
3 PT FG ATTEMPTS	31	A&M-Corpus Christi (11/20/2024)
	19	vs UNC Greensboro (N) (11/28/2024)
3 PT FG PERCENTAGE	.500 (9-18)	at New Mexico St. (11/14/2024)
	.500 (7-14)	UT Arlington (12/19/2024)
FREE THROWS MADE	19	UTRGV (11/09/2024)
	17	vs UNC Greensboro (N) (11/28/2024)
	17	at UTEP (11/16/2024)
FREE THROW ATTEMPTS	24	UTRGV (11/09/2024)
	20	vs UNC Greensboro (N) (11/28/2024)
	20	at UTEP (11/16/2024)
FREE THROW PERCENTAGE	.923 (12-13)	at New Mexico St. (11/14/2024)
	.850 (17-20)	vs UNC Greensboro (N) (11/28/2024)
	.850 (17-20)	at UTEP (11/16/2024)
REBOUNDS	54	A&M-Corpus Christi (11/20/2024)
	53	Sam Houston (12/07/2024)
ASSISTS	23	Sam Houston (12/07/2024)
	21	vs Towson (N) (11/29/2024)
STEALS	14	vs Towson (N) (11/29/2024)
	13	A&M-Corpus Christi (11/20/2024)
BLOCKED SHOTS	9	Sam Houston (12/07/2024)
	7	UTRGV (11/09/2024)
TURNOVERS	26	at Texas St. (12/21/2024)
	21	UT Arlington (12/19/2024)
FOULS	28	at Texas St. (12/21/2024)
	24	at Texas A&M (11/07/2024)

2024-25 ROADRUNNER WOMEN'S BASKETBALL STATS



OPPONENT GAME HIGHS



POINTS	73 69 62 61 61	at UTEP (11/16/2024) UTRGV (11/09/2024) at Stanford (12/16/2024) UT Arlington (12/19/2024) at New Mexico St. (11/14/2024)
FIELD GOALS MADE	26 26	at UTEP (11/16/2024) UTRGV (11/09/2024)
FIELD GOAL ATTEMPTS	58 58	UT Arlington (12/19/2024) at Stanford (12/16/2024)
FIELD GOAL PERCENTAGE	.500 (26-52) .464 (26-56)	UTRGV (11/09/2024) at UTEP (11/16/2024)
3 PT FG MADE	11 9	UTRGV (11/09/2024) at UTEP (11/16/2024)
3 PT FG ATTEMPTS	25 24	vs Towson (N) (11/29/2024) at Stanford (12/16/2024)
3 PT FG PERCENTAGE	.643 (9-14) .524 (11-21)	at UTEP (11/16/2024) UTRGV (11/09/2024)
FREE THROWS MADE	18 14	UT Arlington (12/19/2024) at Texas A&M (11/07/2024)
FREE THROW ATTEMPTS	27 23	at Texas St. (12/21/2024) Sam Houston (12/07/2024)
FREE THROW PERCENTAGE	.947 (18-19) .750 (9-12)	UT Arlington (12/19/2024) at New Mexico St. (11/14/2024)
REBOUNDS	40 37	at Texas A&M (11/07/2024) at Stanford (12/16/2024)
ASSISTS	13 13	at Texas St. (12/21/2024) at Stanford (12/16/2024)
STEALS	12 10 10	at Texas St. (12/21/2024) at Stanford (12/16/2024) at New Mexico St. (11/14/2024)
BLOCKED SHOTS	9 7	at Texas A&M (11/07/2024) at Stanford (12/16/2024)
TURNOVERS	27 24	A&M-Corpus Christi (11/20/2024) vs Towson (N) (11/29/2024)
FOULS	22 22	Sam Houston (12/07/2024) at Texas A&M (11/07/2024)

AROUND THE AMERICAN

AAC WBB SCHEDULE ALL TIMES ET

Sunday, December 29

South Florida at Rice	1:00 PM
Tulane at Florida Atlantic	2:00 PM
North Texas at Wichita State	2:00 PM
UTSA at Charlotte	2:00 PM
Temple at UAB	3:00 PM
East Carolina at Tulsa	3:00 PM

Wednesday, January 1

Rice at Tulane	3:00 PM
Wichita State at Memphis	4:00 PM
East Carolina at Temple	4:00 PM
Tulsa at North Texas	5:00 PM
Charlotte at South Florida	7:00 PM
UAB at UTSA	7:30 PM

Saturday, January 4

Florida Atlantic at East Carolina	1:00 PM
UTSA at Tulsa	3:00 PM
North Texas at Memphis	3:00 PM
Tulane at Charlotte	4:00 PM
Wichita State at UAB	6:00 PM
Temple at South Florida	7:00 PM

Wednesday, January 8

Memphis at UAB	7:00 PM
South Florida at Wichita State	7:00 PM
Temple at Florida Atlantic	7:00 PM
North Texas at Tulane	7:30 PM
Charlotte at Tulsa	7:30 PM
Rice at UTSA	7:30 PM

Saturday, January 11

Wichita State at UTSA	1:00 PM
Tulsa at Temple	2:00 PM
UAB at Florida Atlantic	2:00 PM
Tulane at East Carolina	2:00 PM
South Florida at North Texas	3:00 PM

For the complete schedule, visit theamerican.org

2024-25 AAC WEEKLY AWARDS

November 11

Player of the Week: Tommisha Lampkinr., F, North Texas
Freshman of the Week: Erin Rodgers, Fr., G, Florida Atlantic

November 18

Player of the Week: **Jordyn Jenkins, R-Sr., G/F, UTSA**
Freshman of the Week: Erin Rodgers, Fr., G, Florida Atlantic

November 25

Player of the Week: Amiya Joyner, Jr., F, East Carolina
Freshman of the Week: Kendall Sneed, Fr., G, Tulane

December 2

Player of the Week: **Jordyn Jenkins, R-Sr., G/F, UTSA**
Freshman of the Week: Kendall Sneed, Fr., G, Tulane

December 9

Player of the Week: Tiarra East, Sr., G, Temple
Freshman of the Week: Erin Rodgers, Fr., G, Florida Atlantic

December 16

Player of the Week: Amiya Joyner, Jr., F, East Carolina
Freshman of the Week: Aniah Alexis, Fr., G, Rice

December 23

Player of the Week: Sammie Puisis, Gr., G, South Florida
Freshman of the Week: Kendall Sneed, Fr., G, Tulane

December 30

Player of the Week:
Freshman of the Week:

January 6

Player of the Week:
Freshman of the Week:

January 13

Player of the Week:
Freshman of the Week:

January 20

Player of the Week:
Freshman of the Week:

January 27

Player of the Week:
Freshman of the Week:

February 3

Player of the Week:
Freshman of the Week:

February 10

Player of the Week:
Freshman of the Week:

February 17

Player of the Week:
Freshman of the Week:

February 24

Player of the Week:
Freshman of the Week:

March 3

Player of the Week:
Freshman of the Week:

AP Poll • Dec. 16, 2024

#	School (1st)	W-L	Pts.	Prev.
1	UCLA (30)	10-0	798	1
2	South Carolina (1)	10-1	763	3
3	Notre Dame (1)	9-2	716	8
4	UConn	9-1	668	2
5	LSU	12-0	649	4
6	Texas	10-1	632	6
7	Southern California	10-1	631	5
8	Maryland	10-0	598	7
9	Duke	9-2	523	9
10	Oklahoma	9-1	510	10
11	Ohio State	10-0	469	11
12	TCU	10-1	453	12
13	Kansas State	11-1	417	13
14	West Virginia	10-1	384	15
15	Michigan State	10-0	312	17
16	Kentucky	9-1	283	16
17	Georgia Tech	11-0	269	25
18	Tennessee	8-0	249	19
19	North Carolina	10-2	242	14
20	Michigan	9-1	183	20
21	North Carolina State	8-3	130	22
22	Iowa	9-2	102	21
23	Nebraska	10-1	94	24
24	California	11-1	81	NR
25	Ole Miss	7-3	78	22

RV (In AAC): N/A

AAC Standings

School	AAC	Pct.	Ovr.	Pct.	Streak
UTSA	0-0	.000	9-2	.818	W2
UAB	0-0	.000	9-3	.750	W4
East Carolina	0-0	.000	8-4	.667	W5
North Texas	0-0	.000	8-4	.667	W1
Tulane	0-0	.000	7-4	.636	W4
Florida Atlantic	0-0	.000	8-5	.615	W1
Rice	0-0	.000	7-5	.583	L1
Temple	0-0	.000	6-5	.545	L1
South Florida	0-0	.000	7-6	.538	W2
Tulsa	0-0	.000	6-6	.500	L1
Wichita State	0-0	.000	6-7	.462	L1
Charlotte	0-0	.000	5-6	.455	L1
Memphis	0-0	.000	2-9	.182	L8

WBCA Coaches Poll • Dec. 24, 2024

#	School (Record)	Pts.	Prev.	1st
1	UCLA (12-0)	771	1	30
2	South Carolina (11-1)	742	2	1
3	LSU (14-0)	686	3	0
4	Notre Dame (10-2)	679	4	0
5	Southern California (11-1)	646	7	0
6	Texas (12-1)	630	6	0
7	Connecticut (10-2)	562	5	0
8	Maryland (11-0)	542	8	0
9	Ohio State (12-0)	529	9	0
10	Oklahoma (11-1)	497	11	0
11	Kansas State (13-1)	460	12	0
12	TCU (12-1)	433	13	0
13	Tennessee (11-0)	367	16	0
14	Duke (10-3)	349	10	0
15	Kentucky (10-1)	315	15	0
16	Georgia Tech (13-0)	303	20	0
17	North Carolina (12-2)	274	18	0
18	West Virginia (10-2)	254	14	0
19	Michigan State (11-1)	200	17	0
20	North Carolina State (9-3)	191	19	0
21	Alabama (12-1)	149	24	0
22	Iowa (10-2)	123	22	0
23	Baylor (11-2)	113	21	0
24	California (13-1)	83	NR	0
25	Michigan (10-2)	48	25	0

RV (In AAC): N/A

AROUND THE AMERICAN



CONFERENCE TEAM RANKINGS



Team	Offense				Defense			
	Scoring	FG Pct	3FG Pct	Rebounds	Scoring	FG Pct	3FG Pct	Rebounds
Charlotte	13	13	13	12	10	8	8	5
East Carolina	12	10	12	3	2	4	5	3
Fla. Atlantic	11	11	5	2	4	3	2	10
Memphis	2	8	3	9	13	13	9	13
North Texas	4	2	8	11	5	9	3	2
Rice	7	5	9	8	9	7	7	9
South Fla.	10	7	1	13	3	10	4	4
Temple	9	12	3	10	8	12	13	8
Tulane	3	4	6	1	7	1	1	11
Tulsa	6	9	11	6	11	5	10	12
UAB	1	1	2	6	6	6	6	6
UTSA	5	3	7	5	1	2	12	1
Wichita St.	8	6	10	4	12	11	11	7

Team	FT Pct.	3FGs	Blocks	Steals	Assists	Scoring Margin	Rebound Margin	Turnover Margin	Ast/TO Ratio
Charlotte	4	11	7	7	13	12	8	8	13
East Carolina	10	13	10	1	6	5	2	3	11
Fla. Atlantic	13	4	8	8	8	9	5	9	9
Memphis	8	6	13	12	12	13	13	13	12
North Texas	3	12	12	5	11	3	7	2	10
Rice	2	5	6	13	2	6	10	5	1
South Fla.	5	8	4	4	5	7	9	6	3
Temple	7	6	9	3	10	10	11	1	5
Tulane	12	3	2	9	4	4	6	11	8
Tulsa	6	2	5	2	6	8	12	4	7
UAB	9	1	1	11	1	2	4	12	2
UTSA	1	9	3	6	3	1	1	7	4
Wichita St.	11	10	11	10	9	11	3	10	6

AROUND THE AMERICAN



CONFERENCE TEAM LEADERS



Scoring Offense

	Team	G	W-L	Pts	AVG
1.	UAB	12	9-3	865	72.08
2.	Memphis	11	2-9	789	71.73
3.	Tulane	11	7-4	769	69.91
4.	North Texas	12	8-4	834	69.50
5.	UTSA	11	9-2	755	68.64
6.	Tulsa	12	6-6	811	67.58
7.	Rice	12	7-5	806	67.17
8.	Wichita St.	13	6-7	867	66.69
9.	Temple	11	6-5	682	62.00
10.	South Fla.	13	7-6	803	61.77
11.	Fla. Atlantic	13	8-5	800	61.54
12.	East Carolina	12	8-4	730	60.83
13.	Charlotte	11	5-6	641	58.27

Scoring Defense

	Team	G	Pts	AVG
1.	UTSA	11	607	55.18
2.	East Carolina	12	679	56.58
3.	South Fla.	13	768	59.08
4.	Fla. Atlantic	13	789	60.69
5.	North Texas	12	745	62.08
6.	UAB	12	752	62.67
7.	Tulane	11	696	63.27
8.	Temple	11	698	63.45
9.	Rice	12	768	64.00
10.	Charlotte	11	706	64.18
11.	Tulsa	12	790	65.83
12.	Wichita St.	13	904	69.54
13.	Memphis	11	920	83.64

Scoring Margin

	Team	G	Off	Def	Margin
1.	UTSA	11	68.64	55.18	+13.45
2.	UAB	12	72.08	62.67	+9.42
3.	North Texas	12	69.50	62.08	+7.42
4.	Tulane	11	69.91	63.27	+6.64
5.	East Carolina	12	60.83	56.58	+4.25
6.	Rice	12	67.17	64.00	+3.17
7.	South Fla.	13	61.77	59.08	+2.69
8.	Tulsa	12	67.58	65.83	+1.75
9.	Fla. Atlantic	13	61.54	60.69	+0.85
10.	Temple	11	62.00	63.45	-1.45
11.	Wichita St.	13	66.69	69.54	-2.85
12.	Charlotte	11	58.27	64.18	-5.91
13.	Memphis	11	71.73	83.64	-11.91

Conference Records

Team	Record	Pct.
Charlotte	0-0	.000
East Carolina	0-0	.000
Fla. Atlantic	0-0	.000
Memphis	0-0	.000
North Texas	0-0	.000
Rice	0-0	.000
South Fla.	0-0	.000
Temple	0-0	.000
Tulane	0-0	.000
Tulsa	0-0	.000
UAB	0-0	.000
UTSA	0-0	.000
Wichita St.	0-0	.000

Unbeaten Streak

Team	
East Carolina	5
Tulane	4
UAB	4
UTSA	2
South Fla.	2
Fla. Atlantic	1
North Texas	1

Field Goal Percentage

	Team	G	FGM	FGA	Pct.
1.	UAB	12	319	713	.447
2.	North Texas	12	290	673	.431
3.	UTSA	11	281	659	.426
4.	Tulane	11	284	685	.415
5.	Rice	12	306	743	.412
6.	Wichita St.	13	329	806	.408
7.	South Fla.	13	311	770	.404
8.	Memphis	11	290	728	.398
9.	Tulsa	12	289	751	.385
10.	East Carolina	12	269	714	.377
11.	Fla. Atlantic	13	296	788	.376
12.	Temple	11	261	705	.370
13.	Charlotte	11	223	603	.370

Field Goal Percentage Defense

	Team	G	FGM	FGA	Pct.
1.	Tulane	11	264	727	.363
2.	UTSA	11	211	576	.366
3.	Fla. Atlantic	13	304	829	.367
4.	East Carolina	12	252	664	.380
5.	Tulsa	12	282	739	.382
6.	UAB	12	290	759	.382
7.	Rice	12	283	725	.390
8.	Charlotte	11	235	595	.395
9.	North Texas	12	281	705	.399
10.	South Fla.	13	286	714	.401
11.	Wichita St.	13	339	816	.415
12.	Temple	11	270	634	.426
13.	Memphis	11	354	771	.459

AROUND THE AMERICAN



CONFERENCE TEAM LEADERS CONT.



Free Throw Percentage

	Team	G	FTM	FTA	Pct.
1.	UTSA	11	136	186	.731
2.	Rice	12	121	168	.720
3.	North Texas	12	204	293	.696
4.	Charlotte	11	148	214	.692
5.	South Fla.	13	107	157	.682
6.	Tulsa	12	145	213	.681
7.	Temple	11	95	142	.669
8.	Memphis	11	144	217	.664
9.	UAB	12	112	170	.659
10.	East Carolina	12	149	227	.656
11.	Wichita St.	13	145	230	.630
12.	Tulane	11	133	217	.613
13.	Fla. Atlantic	13	128	213	.601

Rebounding Margin

	Team	G	Team	AVG	Opp.	AVG	Margin
1.	UTSA	11	441	40.09	307	27.91	+12.18
2.	East Carolina	12	486	40.50	422	35.17	+5.33
3.	Wichita St.	13	526	40.46	490	37.69	+2.77
4.	UAB	12	473	39.42	444	37.00	+2.42
5.	Fla. Atlantic	13	549	42.23	518	39.85	+2.38
6.	Tulane	11	465	42.27	441	40.09	+2.18
7.	North Texas	12	444	37.00	420	35.00	+2.00
8.	Charlotte	11	401	36.45	391	35.55	+0.91
9.	South Fla.	13	471	36.23	460	35.38	+0.85
10.	Rice	12	471	39.25	466	38.83	+0.42
11.	Temple	11	414	37.64	427	38.82	-1.18
12.	Tulsa	12	473	39.42	494	41.17	-1.75
13.	Memphis	11	431	39.18	464	42.18	-3.00

3-Point FG Percentage

	Team	G	3FG	FGA	Pct.
1.	South Fla.	13	74	211	.351
2.	UAB	12	115	328	.351
3.	Temple	11	65	199	.327
	Memphis	11	65	199	.327
5.	Fla. Atlantic	13	80	249	.321
6.	Tulane	11	68	213	.319
7.	UTSA	11	57	187	.305
8.	North Texas	12	50	167	.299
9.	Rice	12	73	250	.292
10.	Wichita St.	13	64	225	.284
11.	Tulsa	12	88	315	.279
12.	East Carolina	12	43	163	.264
13.	Charlotte	11	47	187	.251

3-Point FG Made

	Team	G	No.	Avg/G
1.	UAB	12	115	9.58
2.	Tulsa	12	88	7.33
3.	Tulane	11	68	6.18
4.	Fla. Atlantic	13	80	6.15
5.	Rice	12	73	6.08
6.	Temple	11	65	5.91
	Memphis	11	65	5.91
8.	South Fla.	13	74	5.69
9.	UTSA	11	57	5.18
10.	Wichita St.	13	64	4.92
11.	Charlotte	11	47	4.27
12.	North Texas	12	50	4.17
13.	East Carolina	12	43	3.58

AROUND THE AMERICAN



CONFERENCE INDIVIDUAL LEADERS



Scoring

	Player	G	FG	3FG	FT	Pts	AVG
1.	Jenkins, Jordyn - UTSA	11	76	7	50	209	19.00
2.	Crawford, Delanie - Tulsa	12	73	32	30	208	17.33
3.	Lampkin, Tommisha - UNT	11	70	0	50	190	17.27
4.	Boler, Tilly - Mem	11	68	26	21	183	16.64
5.	Joyner, Amiya - ECU	12	84	1	30	199	16.58
6.	East, Tiarra - Temple	11	64	15	33	176	16.00
7.	Perry, Mya - FAU	13	65	35	25	190	14.62
8.	Puisis, Sammie - USF	13	65	38	21	189	14.54
9.	Walsh, Maddie - UAB	12	61	27	9	158	13.17
10.	Pittman, Sherese - Tulane	11	51	4	35	141	12.82
11.	Whittington, Kyren - Tulane	11	55	13	14	137	12.45
12.	Rodgers, Erin - FAU	12	55	6	28	144	12.00
13.	Breland, Hayleigh - CLT	11	50	18	13	131	11.91
14.	Murray, Jayla - WSU	13	68	1	15	152	11.69
15.	Deck, Kyla - UNT	12	40	13	47	140	11.67
16.	Smith, Alasia - Mem	11	42	5	39	128	11.64
17.	Blow, Salese - WSU	13	51	17	31	150	11.54
18.	Wooten, Desiree - UNT	12	52	10	22	136	11.33
19.	Sneed, Kendall - Tulane	11	42	2	38	124	11.27
20.	Moore, Jada - FAU	13	58	1	29	146	11.23

Rebounding

	Player	G	Off	Def	Total	AVG
1.	Weathersby, Jade - UAB	12	29	86	115	9.58
2.	Joyner, Amiya - ECU	12	44	70	114	9.50
3.	Lampkin, Tommisha - UNT	11	33	64	97	8.82
4.	Adams, Hailey - Rice	12	17	82	99	8.25
5.	Rivera, Anissa - Temple	11	28	58	86	7.82
6.	Periman, Hadley - Tulsa	9	15	52	67	7.44
7.	Brito, Carla - USF	13	40	56	96	7.38
8.	Hanna, Dyllan - Tulane	10	28	43	71	7.10
9.	Jenkins, Jordyn - UTSA	11	23	55	78	7.09
	Smith, Alasia - Mem	11	28	50	78	7.09
11.	Pittman, Sherese - Tulane	11	24	52	76	6.91
12.	Mputu, L'or - USF	13	37	50	87	6.69
13.	White, Bre'Yon - WSU	13	26	56	82	6.31
14.	Rembert, Keanna - CLT	11	24	42	66	6.00
15.	Oliver, Amaya - Temple	10	23	35	58	5.80
16.	Rouser, Alana - FAU	13	23	51	74	5.69
17.	Ngulefac, Sussy - Rice	12	24	43	67	5.58
	Crawford, Delanie - Tulsa	12	20	47	67	5.58
	Rodgers, Erin - FAU	12	29	38	67	5.58
20.	Udo, Idara - UTSA	11	35	26	61	5.55

Field Goal Percentage (Minimum 5 FGM/G average)

	Player	G	FGM	FGA	Pct.
1.	Lampkin, Tommisha - UNT	11	70	119	.588
2.	Murray, Jayla - WSU	13	68	123	.553
3.	Jenkins, Jordyn - UTSA	11	76	146	.521
4.	Joyner, Amiya - ECU	12	84	166	.506
5.	Walsh, Maddie - UAB	12	61	131	.466
6.	Puisis, Sammie - USF	13	65	156	.417
7.	Perry, Mya - FAU	13	65	164	.396
8.	Whittington, Kyren - Tulane	11	55	139	.396
9.	Crawford, Delanie - Tulsa	12	73	191	.382
10.	East, Tiarra - Temple	11	64	168	.381
11.	Boler, Tilly - Mem	11	68	181	.376

Assists

	Player	G	No.	AVG
1.	De Leon Negron, Nina - UTSA	10	54	5.40
2.	Armstead, Journey - UAB	12	63	5.25
3.	Dembele, Mama - USF	13	68	5.23
4.	Ingram, Stefanie - FAU	13	65	5.00
5.	Sneed, Kendall - Tulane	11	48	4.36
6.	Love, Sidney - UTSA	11	43	3.91
	Taylor, Tristen - Temple	11	43	3.91
8.	Green, Kay Kay - CLT	11	36	3.27
9.	Johnson, Synia - ECU	12	38	3.17
10.	Jameson, Taylor - WSU	13	41	3.15
11.	Welch, Tanyuel - Mem	11	31	2.82
12.	Moore, Jada - FAU	13	36	2.77
13.	Wooten, Desiree - UNT	12	33	2.75
14.	Whittington, Kyren - Tulane	11	30	2.73
	East, Tiarra - Temple	11	30	2.73

AROUND THE AMERICAN



CONFERENCE INDIVIDUAL LEADERS CONT.



Free Throw Percentage (Minimum 2.5 FTM/G average)

	Player	G	FTM	FTA	Pct.
1.	Crawford, Delanie - Tulsa	12	30	34	.882
2.	Jenkins, Jordyn - UTSA	11	50	60	.833
3.	Rembert, Keanna - CLT	11	41	50	.820
4.	Hearp, Jayla - ECU	12	30	37	.811
5.	Deck, Kyla - UNT	12	47	58	.810
6.	East, Tiarra - Temple	11	33	45	.733
7.	Sneed, Kendall - Tulane	11	38	52	.731
8.	Cartwright, Mady - Tulsa	12	35	48	.729
9.	Smith, Alasia - Mem	11	39	55	.709
10.	Pittman, Sherese - Tulane	11	35	53	.660
11.	Lampkin, Tommisha - UNT	11	50	85	.588
12.	Joyner, Amiya - ECU	12	30	53	.566

Steals

	Player	G	No.	AVG
1.	Dembele, Mama - USF	13	34	2.62
2.	Smith, Alasia - Mem	11	24	2.18
3.	Johnson, Synia - ECU	12	25	2.08
	Deck, Kyla - UNT	12	25	2.08
5.	Rivera, Anissa - Temple	11	21	1.91
6.	Hearp, Jayla - ECU	12	22	1.83
7.	Wooten, Desiree - UNT	12	21	1.75
8.	Miller, Khia - ECU	12	20	1.67
9.	Jenkins, Jordyn - UTSA	11	18	1.64
	Love, Sidney - UTSA	11	18	1.64
	Sneed, Kendall - Tulane	11	18	1.64
12.	De Leon Negron, Nina - UTSA	10	16	1.60
13.	Ayson, Kristol - Tulsa	12	19	1.58
	Armstead, Journey - UAB	12	19	1.58
15.	Keenan, Victoria - Tulane	11	17	1.55

3-Point FG Percentage (Minimum 2 3FG/G average)

	Player	G	3FG	3FGA	Pct.
1.	Keenan, Victoria - Tulane	11	34	68	.500
2.	Puisis, Sammie - USF	13	38	85	.447
3.	Eaton, Elauna - Mem	11	22	53	.415
4.	Perry, Mya - FAU	13	35	89	.393
5.	Walsh, Maddie - UAB	12	27	74	.365
6.	Bershers, Sara - UAB	12	27	77	.351
7.	Boler, Tilly - Mem	11	26	79	.329
8.	Crawford, Delanie - Tulsa	12	32	104	.308

3-Point FG Made

	Player	G	3FG	Avg
1.	Keenan, Victoria - Tulane	11	34	3.09
2.	Puisis, Sammie - USF	13	38	2.92
3.	Perry, Mya - FAU	13	35	2.69
4.	Crawford, Delanie - Tulsa	12	32	2.67
5.	Boler, Tilly - Mem	11	26	2.36
6.	Bershers, Sara - UAB	12	27	2.25
	Walsh, Maddie - UAB	12	27	2.25
8.	Eaton, Elauna - Mem	11	22	2.00
9.	Blasigh, Vittoria - USF	13	25	1.92
10.	Bershers, Tracey - UAB	12	22	1.83
11.	Ennis, Dominique - Rice	12	21	1.75
12.	Gary, Tarriyonna - Temple	11	19	1.73
13.	Jameson, Taylor - WSU	13	22	1.69
14.	Klaczek, Emily - Rice	12	20	1.67
15.	Breland, Hayleigh - CLT	11	18	1.64

AROUND THE AMERICAN



CONFERENCE INDIVIDUAL LEADERS CONT.



Blocked Shots

	Player	G	No.	AVG
1.	Periman, Hadley - Tulsa	9	16	1.78
2.	Kelly, Jayla - CLT	11	19	1.73
3.	Hanna, Dyllan - Tulane	10	17	1.70
4.	Walsh, Maddie - UAB	12	18	1.50
5.	Mputu, L'or - USF	13	16	1.23
6.	Rivera, Anissa - Temple	11	13	1.18
	Jenkins, Jordyn - UTSA	11	13	1.18
	Lampkin, Tommisha - UNT	11	13	1.18
9.	Tucker, Rayne - UAB	12	14	1.17
10.	Oliver, Amaya - Temple	10	11	1.10
11.	Adams, Hailey - Rice	12	13	1.08
	Weathersby, Jade - UAB	12	13	1.08
13.	Bershers, Sara - UAB	12	12	1.00
	Ngulefac, Sussy - Rice	12	12	1.00
	Pittman, Sherese - Tulane	11	11	1.00

Assist/Turnover Ratio (Minimum 3 AST/G average)

	Player	G	Ast.	T/O	Ratio
1.	Taylor, Tristen - Temple	11	43	15	2.87
2.	De Leon Negron, Nina - UTSA	10	54	25	2.16
3.	Dembele, Mama - USF	13	68	37	1.84
4.	Love, Sidney - UTSA	11	43	24	1.79
5.	Ingram, Stefanie - FAU	13	65	38	1.71
6.	Johnson, Synia - ECU	12	38	23	1.65
7.	Jameson, Taylor - WSU	13	41	27	1.52
8.	Armstead, Journey - UAB	12	63	43	1.47
9.	Green, Kay Kay - CLT	11	36	35	1.03
10.	Sneed, Kendall - Tulane	11	48	53	0.91

Offensive Rebounds

	Player	G	No.	AVG
1.	Joyner, Amiya - ECU	12	44	3.67
2.	Udo, Idara - UTSA	11	35	3.18
3.	Brito, Carla - USF	13	40	3.08
4.	Lampkin, Tommisha - UNT	11	33	3.00
5.	Mputu, L'or - USF	13	37	2.85
6.	Hanna, Dyllan - Tulane	10	28	2.80
7.	Tucker, Rayne - UAB	12	31	2.58
8.	Rivera, Anissa - Temple	11	28	2.55
	Smith, Alasia - Mem	11	28	2.55
10.	Weathersby, Jade - UAB	12	29	2.42
	Rodgers, Erin - FAU	12	29	2.42
12.	Jenks, Ta'Ziah - FAU	13	31	2.38
13.	Oliver, Amaya - Temple	10	23	2.30
14.	Pittman, Sherese - Tulane	11	24	2.18
	Rembert, Keanna - CLT	11	24	2.18

Defensive Rebounds

	Player	G	No.	AVG
1.	Weathersby, Jade - UAB	12	86	7.17
2.	Adams, Hailey - Rice	12	82	6.83
3.	Joyner, Amiya - ECU	12	70	5.83
4.	Lampkin, Tommisha - UNT	11	64	5.82
5.	Periman, Hadley - Tulsa	9	52	5.78
6.	Rivera, Anissa - Temple	11	58	5.27
7.	Jenkins, Jordyn - UTSA	11	55	5.00
8.	Pittman, Sherese - Tulane	11	52	4.73
9.	Smith, Alasia - Mem	11	50	4.55
	Sneed, Kendall - Tulane	11	50	4.55
11.	White, Bre'Yon - WSU	13	56	4.31
	Brito, Carla - USF	13	56	4.31
13.	Hanna, Dyllan - Tulane	10	43	4.30
14.	Cartwright, Mady - Tulsa	12	48	4.00
15.	Rouser, Alana - FAU	13	51	3.92

AROUND THE AMERICAN



CONFERENCE INDIVIDUAL LEADERS CONT.



Minutes Played

	Player	G	No.	AVG
1.	Boler, Tilly - Mem	11	390	35.45
2.	Walsh, Maddie - UAB	12	416	34.70
3.	East, Tiarra - Temple	11	371	33.76
4.	Keenan, Victoria - Tulane	11	364	33.12
5.	Deck, Kyla - UNT	12	390	32.50
6.	Perry, Mya - FAU	13	405	31.17
7.	Dembele, Mama - USF	13	404	31.10
8.	Crawford, Delanie - Tulsa	12	369	30.78
9.	Ennis, Dominique - Rice	12	367	30.56
10.	Love, Sidney - UTSA	11	333	30.24
11.	Taylor, Tristen - Temple	11	330	30.03
12.	Breland, Hayleigh - CLT	11	328	29.80
13.	Brito, Carla - USF	13	387	29.76
14.	Pittman, Sherese - Tulane	11	325	29.59
15.	Wooten, Desiree - UNT	12	355	29.58

Team Identification

Team	Team ID
Charlotte	CLT
East Carolina	ECU
Fla. Atlantic	FAU
Memphis	Mem
North Texas	UNT
Rice	Rice
South Fla.	USF
Temple	Temple
Tulane	Tulane
Tulsa	Tulsa
UAB	UAB
UTSA	UTSA
Wichita St.	WSU

AROUND THE AMERICAN



CONFERENCE TEAM GAME HIGHS



POINTS	100		Wichita St. at CSU Bakersfield (12/18/2024)
	92		UAB vs Mississippi Val. (11/16/2024)
FIELD GOALS MADE	39		Wichita St. at CSU Bakersfield (12/18/2024)
	37		Tulsa vs Kansas City (12/15/2024)
FIELD GOAL ATTEMPTS	78		Tulane vs Northern Ariz. (N) (11/30/2024)
	78		Memphis vs Murray St. (11/23/2024)
FIELD GOAL PERCENTAGE	.620	(31-50)	East Carolina at Hampton (12/12/2024)
	.563	(27-48)	North Texas at Houston (11/24/2024)
3 PT FG MADE	16		UAB vs Southern Miss. (12/01/2024)
	15		UAB at Illinois St. (12/20/2024)
3 PT FG ATTEMPTS	36		Rice at Louisiana (12/07/2024)
	35		UAB at Illinois St. (12/20/2024)
	35		Tulsa vs Chicago St. (11/27/2024)
3 PT FG PERCENTAGE	.625	(10-16)	Fla. Atlantic at FIU (11/23/2024)
	.583	(7-12)	North Texas vs Texas Southern (11/07/2024)
FREE THROWS MADE	27		Memphis vs Mississippi Val. (11/04/2024)
	24		North Texas vs Tennessee St. (12/04/2024)
	24		North Texas vs Alcorn (11/04/2024)
FREE THROW ATTEMPTS	39		Memphis vs Mississippi Val. (11/04/2024)
	36		North Texas vs Alcorn (11/04/2024)
FREE THROW PERCENTAGE	1.000	(10-10)	Tulsa vs Chicago St. (11/27/2024)
	1.000	(4-4)	UAB at Auburn (12/08/2024)
	1.000	(3-3)	South Fla. vs Vanderbilt (11/14/2024)
REBOUNDS	58		East Carolina at Old Dominion (12/15/2024)
	57		Wichita St. vs Okla. Christian (11/04/2024)
ASSISTS	25		Tulsa vs Kansas City (12/15/2024)
	24		UAB vs Southern Miss. (12/01/2024)
	24		UAB vs Mississippi Val. (11/16/2024)
	24		Tulane vs Grambling (11/16/2024)
STEALS	23		South Fla. vs Northwestern St. (12/17/2024)
	16		East Carolina vs VCU (12/18/2024)
BLOCKED SHOTS	9		UAB vs New Orleans (12/18/2024)
	9		Charlotte vs Winthrop (12/16/2024)
	9		UTSA vs Sam Houston (12/07/2024)
TURNOVERS	30		Tulsa vs Grambling (12/05/2024)
	29		East Carolina vs Montana St. (N) (11/27/2024)
FOULS	31		Memphis vs Murray St. (11/23/2024)
	31		Tulsa at Missouri St. (11/10/2024)

NINA DE LEON NEGRON FUELING UTSA WOMEN'S BASKETBALL'S HISTORIC START

By: Sean Cartell / UTSA Athletics

Relentless.

To capture the essence of Nina De Leon Negron, one need only reference the single, meaningful word tattooed in script on her right arm. She added the ink this past May after committing to the UTSA women's basketball program as a graduate transfer.

"It's to remind me that you can do anything you set your mind to," she said. "It's motivation."

De Leon Negron, a graduate transfer from UIW and the first Puerto Rican-born UTSA women's basketball player, is now the engine that's driving the Roadrunners' historic 7-1 start to the 2024-25 season, the second-best record over the first eight games in program annals. The 5-foot-6 point guard ranks in the top-25 nationally in assist-to-turnover ratio (+2.92) and is providing significant leadership to one of the most talented teams in UTSA history.

"She has some really cool qualities about herself that you don't hardly even see anymore," UTSA's fourth-year head coach Karen Aston said. "She was a wonderful gift – for our program, but also for our players. They understood that we really needed someone like her. They get to be around someone who has super confidence in herself and great leadership skills."

Teammate Jordyn Jenkins, a preseason favorite for the American Athletic Conference Player of the Year honor, believes that De Leon Negron brings the basketball and leadership traits that the team needs to reach its collective goals.

"She's brought a seriousness that we wish we would have had earlier," Jenkins said. "She works really hard and is always in the gym. She is the point guard who is going to assist and facilitate, but she's also going to shoot the three, so she gives opposing defenses a really good challenge."

De Leon Negron grew up in San Juan, the daughter of Angel and Denise, both of whom played collegiate volleyball in Puerto Rico. She was so drawn to basketball at an early age that Angel entered her into a basketball club called Las Vaqueras de Bayamon.

"I kind of got into it because every time I would see a ball, I would try to bounce it and dribble it," De Leon Negron said. "My dad said 'We should take her to a club.'"

De Leon Negron always knew she would play collegiate sports, like her parents, but never envisioned she would have the opportunity to compete at the Division I level in the United States. Added exposure from playing for the Puerto Rican National Team at the Centrobasket U17 Women's Championship – De Leon Negron averaged 15.0 points per game and 5.0 assists per game during that event – ended up changing the course of her athletic career.

She came on the radar of Laura Harper, the coach of Monteverde Academy, a college preparatory school in the greater Orlando area that is well known for its basketball prowess. De Leon Negron was offered an opportunity to attend and compete for the school in her senior year of high school.

"Once I got the call to move to Orlando, I thought, 'If I have the opportunity, why not do it?'" she said. "I have so many Puerto Rican friends that would love to have the opportunity and, since I had it, I thought, why not? At first it was hard and I felt homesick. I just kept saying that I wanted to make my family proud. The sacrifice has been worth it."

It was during the experience at Monteverde that De Leon Negron began considering the possibility of playing high-level basketball in the United States.

"It had never been a dream because I didn't think I could do it," she said. "I was just thinking that I was going to go to a college in Puerto Rico. But once I moved to the United States my senior year, I was like, I think I can achieve that."

De Leon Negron played her first two collegiate seasons at Austin Peay in Clarksville, Tenn. As a sophomore, she led her squad and ranked fourth in the Ohio Valley Conference with 111 assists on the year. De Leon Negron ranked among the top-60 players nationally with a +1.95 assist-to-turnover ratio, and helped lead the Governors to a postseason appearance in the Women's Basketball Invitational.

She arrived in San Antonio in the fall of 2022 as a transfer to the University of the Incarnate Word. In two years there, she totaled 201 assists and charted six 20-plus-point performances. She was the Southland Conference Newcomer of the Year as a junior in 2022-23 and was a First-Team All-Southland Conference selection as a senior last season.

In her first season with the Cardinals, De Leon Negron turned in one of her best collegiate performances against UTSA, scoring 25 points. She made an immediate impression on Aston, who would later recruit her as a graduate transfer.

"She came on our radar because she kicked our tail two years ago," Aston said. "We played against them and she just wore us out. You could really tell how competitive she was. We didn't really have a grasp on her other qualities, but we knew her competitive spirit and we knew that she could contribute in that manner. We also knew she could shoot the 3 and thought it would help us to have another perimeter player that could stretch the floor."

De Leon Negron didn't enter the graduate transfer process with any preconceptions about where she might play next. She knew countryman Jhivvan Jackson, UTSA men's basketball's all-time scoring leader, and he had told De Leon Negron about the school.

She thought her history of success against UTSA might be a barrier to her moving across town to play for the Roadrunners. What she found was quite the opposite; the candor of the UTSA coaching staff was a difference-maker in De Leon Negron's decision-making process.

"I loved the coaches," she said. "Once I got here and saw what the coaches were telling me, it felt like family, it didn't really feel like business. The coaches told me the truth and I knew that they were telling me the truth. I knew that Coach Aston's intentions were real and that's kind of hard to find."

Leadership is perhaps the trait that De Leon Negron has been most counted upon to bring to her new team. Joining a team as a fifth-year player and immediately taking the lead can be a challenge for even the most confident players, but De Leon Negron has handled it with grace.

"It's probably what indicates who she is best of all," Aston said. "That she was able to walk in here and blend so quickly with the group. I think it has just been a tribute to her personality and her skillset as a human being. She understands relationships. She literally came in here with the understanding and the concept of getting to know everybody and who they are, and she didn't force herself or her personality on anybody. She has been accepted by the whole group."

De Leon Negron admits that the situation was somewhat intimidating to enter, but the support of her coaches and, particularly, her teammates has made her transition nearly seamless.

"The first month was a struggle," De Leon Negron said. "I had to prove myself. But I feel like it would have been like that at every single school that I could have gone to. The coaches just gave me that freedom since the moment that I walked in here. Coach would kind of say, 'We brought Nina here because we needed a leader.' The girls allowed me to do that. They started listening and there was never a problem with it."

She perfectly navigated what could have been a challenging relationship with junior Sidney Love, a hometown favorite from nearby Cibolo who was one of Aston's first recruits. Love's commitment to UTSA early in her head coach's tenure provided an early indicator to other top area players that the Roadrunners were taking big strides to become an elite program. Many of the talented student-athletes on UTSA's current roster soon followed with their commitments to the program.

The Roadrunners have relied on Love, who came to the program as a point guard, to start since her freshman season of 2022-23. She had to quickly learn how to be an NCAA Division I floor general from the very beginning of her collegiate career. Love has moved to the shooting guard position with De Leon Negron earning the starting nod at point guard. What could have been an awkward situation has turned into a strong relationship.

"Sidney really had to learn her own way of doing things without having a role model," Aston said. "I had some anxiety about bringing someone else in here with a now-three-year starter, but it has been really fun to see her relationship with Sidney and how they've meshed together. I think that Sid really looks up to her and has shown her a different way to be. And that's super cool."

The bond between De Leon Negron and Love has given the Roadrunners a dynamic backcourt that has been central to their success. Both players rank among the top-60 nationally in assists per game and are both equally threatening to opponents as scorers.

"We go into the film room with coach every single week and we watch point guard film," De Leon Negron said. "Sidney has been starting since she was a freshman so she had to be a leader because she had no other choice. When you're a freshman, that's hard."

From the outside, it also might seem unexpected that De Leon Negron has built a strong relationship with Jenkins, the 2022-23 Conference USA Player of the Year, whose name is synonymous with the program and brings definite star power to the roster after transferring from USC in 2022. It is a tribute to the humility and dedication of both players, as well as their shared goals for the program.

"Nina and I have really good chemistry," Jenkins said. "I feel like a lot of people wouldn't have expected it because she's new. Her love and care for the game allows us to have that chemistry because we're on the same page."

De Leon Negron credits the closeness of her team for helping make her transition that much smoother.

"We hang out a lot outside of basketball," she said. "We're in each other's apartments and we're always talking. Nine times out of 10, we're talking about basketball and the team."

place for her.

For the first time in her collegiate career, she had the opportunity to play at home in front of her family when the Roadrunners traveled to San Juan to play in the Puerto Rico Clasico over Thanksgiving.

“Who would have thought?” De Leon Negron wondered aloud. “I don’t think I’ve ever felt a better feeling than what I felt at that first game when I saw my family there. It was amazing; I hadn’t felt that in years.”

In a pair of wins during her homecoming, De Leon Negron averaged 9.5 points per game, 6.0 assists per game and 5.5 rebounds per game. Her coach was equally delighted for her player to get to experience the moment with family.

“That was one of the coolest experiences I’ve had as a coach,” Aston said. “Mainly because of the fact that it wasn’t pre-planned. For that to play out the way that it did, for her to decide to come here and to be able to see her show everybody in our program her surroundings was really cool. You could tell that she was proud to be able to see her family and she got to spend Thanksgiving with them, which she probably hasn’t done since she first left home.”

Over the years, De Leon Negron has modeled her game after two prominent Puerto Rican basketball players who have played at the highest level – former Dallas Mavericks player and Puerto Rican national team member J.J. Barea and former Atlanta Dream and University of Texas player Carla Cortijo. Cortijo was recruited and mentored by Aston, who was an assistant with the Longhorns at the time.

De Leon Negron’s passion for the game of basketball is palpable and she hopes to continue playing professionally once her time at UTSA has concluded.

“If I keep playing how I’ve been playing, I think that I would really like to [play professionally],” she said. “I know for sure that I would like to play in Puerto Rico but, if I ever get the opportunity to go overseas, I might just go ahead and take it.”

De Leon Negron earned her bachelor’s degree at UIW, where she was a member of the Dean’s List, and is currently pursuing a graduate certificate in health from UTSA’s College for Health, Community and Policy.

Regardless of when the ball stops bouncing for De Leon Negron, she never plans to be far from the game. She looks to pursue a career in coaching, a desire that has only been increased since she began playing for Aston.

De Leon Negron has built a strong bond with Associate Head Coach Jamie Carey, who was an All-Big 12 Conference point guard at Texas, where she was recently inducted into the Athletics Hall of Fame, and led the Longhorns to the 2003 NCAA Final Four. Aston, who was an assistant at Texas during Carey’s playing days, sees many of Carey’s best attributes in De Leon Negron.

“Nina puts everybody before herself and Jamie has that type of personality too,” Aston said. “Jamie’s a little more serious and Nina can be super bubbly at times. She has really helped our team change its personality because she balances out the seriousness of Jamie and I. I think she’s a real benefit in that manner. Her desire to study the game, to pick the brains of the people that she’s playing for, and then to get to know her teammates and what they need from her is very similar to Jamie. Those are all the point guard qualities that you’re looking for.”

Carey has become a pivotal mentor for De Leon Negron, guiding her to pursue her passion as both a point guard and, in the future, as a coach.

“Coach Jamie and I have had so many conversations about basketball and, every time, she’s like, ‘You need to be a coach.’” De Leon Negron said. “She helps me a lot. I feel like we see the game the same way.”

For now, De Leon Negron is focused on helping the Roadrunners be the best team they can be on a daily basis. She won’t allow herself to get caught up in the statistics or the accolades or the wins. She embraces the process of being great.

“We’ve been working so hard and Coach keeps talking about stacking wins,” De Leon Negron said. “Even when we win, we don’t see it as we’ve won so many in a row, we just see it as another game. It’s just another step to reaching the goal. We can’t get too high or too low, we need to keep it neutral. That’s how I see it. That’s what championship teams do.”

And while she’s careful not to look too far ahead, De Leon Negron believes that this UTSA team has the potential to be one of the best in program history.

“We have a really talented team,” she said. “Everyone is talented in their own way. I say we can get to wherever we set our mind to. I really believe it.”
