

# • 2024-25 UTSA ROADRUNNERS WOMEN'S BASKETBALL •

| UTSA vs. Wichita State | Jan. 9 | Family Day / Alumni Day | The Convo |

#CASHIN • #BIRDSUP • #LETSGO210

GO.UTSA.COM



## 2024-25 SCHEDULE AND RESULTS

## THE MATCHUP

## HEAD-TO-HEAD

### NOVEMBER

7	at Texas A&M (SECN+)	L, 51-55
9	UTRGV (ESPN+)	W, 74-69
14	at New Mexico State (ESPN+)	W, 75-61
16	at UTEP (N/A)	W, 78-73
20	Texas A&M-Corpus Christi (ESPN+)	W, 62-43
28	UNC Greensboro % (PPV Live Stream)	W, 62-53
29	Towson % (PPV Live Stream)	W, 71-40

### DECEMBER

7	Sam Houston (ESPN+)	W, 79-36
16	at #RV/RV Stanford (ACCNX)	L, 57-62
19	UT Arlington (ESPN+)	W, 76-61
21	at Texas State (ESPN+)	W, 70-54
29	at Charlotte * (ESPN+)	W, 64-50

### JANUARY

1	UAB * (ESPN+)	W, 67-56
4	at Tulsa * (ESPN+)	W, 60-53
8	Rice * (ESPN+)	W, 67-58
11	Wichita State* (ESPN+)	12 p.m.
15	at Memphis * (ESPN+)	7 p.m.
18	at UAB * (ESPN+)	1 p.m.
22	Tulsa * (ESPN+)	6:30 p.m.
29	at South Florida * (ESPN+)	6 p.m.

### FEBRUARY

1	Temple * (ESPN+)	2 p.m.
4	North Texas * (ESPN+)	6:30 p.m.
8	at Wichita State * (ESPN+)	1 p.m.
12	East Carolina * (ESPN+)	6:30 p.m.
15	Memphis * (ESPN+)	2 p.m.
22	at Rice * (ESPN+)	TBD
25	at Tulane * (ESPN+)	6:30 p.m.

### MARCH

1	Florida Atlantic * (ESPN+)	12 p.m.
4	at East Carolina * (ESPN+)	5 p.m.
8-12	AAC Championships (ESPN Networks)	TBD

All Times Central | Home Games in **Bold** | Neutral Site Games in *Italics*  
Puerto Rico Classico % | AAC Games \*

### WE ARE UTSA

When referencing University of Texas at San Antonio Athletics, please use the acronym **UTSA** and the nickname **ROADRUNNERS**. Please refrain from using UT-San Antonio, Texas-San Antonio, UT-SA, Lady Roadrunners or any other variation.

•The UTSA women's basketball team will look to keep the momentum rolling as they are set to face Wichita State on Saturday at noon in the Convocation Center.

•The 'Runners will eye a 5-0 start to conference play for the first time since the 1983-84 campaign while celebrating Family Day / Alumni Day.

•The Roadrunners (13-2, 4-0 The American) extended their best start in program history last time out, working a 67-58 victory over Rice.

• The Shockers (7-10, 1-3 The American) took down UAB 82-70 for their first conference victory of the season before falling to South Florida 72-46 last time out.

• WSU is one of the deepest teams in the league, with 22.6 points off their bench, leading The American.

• Jayla Murray tops the team with 12.4 PPG coming at an incredibly efficient 54.8% clip, and Salese Blow is not far behind with 11.9 PPG.

• Bre'yon White commands the boards, securing 5.4 RPG, and Taylor Jameson has dished out a squad-high 45 assists.

• Defensively, Jameson leads the way with 21 steals and Aicha Ndour has recorded 15 blocks.



Saturday, Jan. 9 | 12 p.m. CT  
San Antonio, Texas  
UTSA vs. Wichita State



67.5	POINTS PER GAME	66.7
54.9	OPP. POINTS PER GAME	70.6
40.1	REBOUNDS PER GAME	40.1
+10.5	REBOUNDING MARGIN	+1.5
42.2	FIELD GOAL PCT.	40.3
29.2	3-POINT PCT.	29.5
71.8	FREE THROW PCT.	61.8
14.3	ASSISTS PER GAME	12.6
17.5	TURNOVERS PER GAME	16.1
8.2	STEALS PER GAME	6.9
4.3	BLOCKED SHOTS PER GAME	2.9

### UTSA Roadrunners

Overall Record.....	13-2
American Athletic Conference Record.....	4-0
Home Record .....	6-0
Away Record .....	5-2
Neutral Record .....	2-0

### Wichita State Shockers

Overall Record.....	7-10
American Athletic Conference Record.....	1-3
Home Record .....	4-5
Away Record .....	3-3
Neutral Record .....	0-2
UTSA All-Time vs WSU .....	3-5
at UTSA .....	2-2
at WSU .....	0-3
Current Streak .....	W2
Last .....	W, 68-61 (Mar. 2, 2024 at WSU)

### WHERE TO WATCH: ESPN+

Karl Schoening (play-by-play)  
Carlie Heineman (analyst)  
Taylor Guajardo (reporter)

### GAME COVERAGE

Stats: [goutsa.com/wbbstats](https://goutsa.com/wbbstats)  
Watch: [goutsa.com/wbblive](https://goutsa.com/wbblive)  
X (Twitter): @UTSAWBB

### WHERE TO LISTEN: THE BULL 93.3

[www.goutsa.com/wbbradio](https://www.goutsa.com/wbbradio)  
Neal Raphael (play-by-play)  
The iHeartRadio app

## PREVIOUS GAME STARTERS (67-58 WIN VS. RICE)



8  
NINA  
DE LEON NEGRON  
GS • G • 5-6



4  
DAMARA  
ALLEN  
FR • G • 5-10



20  
MAYA  
LINTON  
JR • G/F • 5-11



32  
JORDYN  
JENKINS  
R-SR • F • 6-0



25  
IDARA  
UDO  
SO • F • 6-1

## QUICK FACTS

Institution Name..... The University of Texas at San Antonio (UTSA)  
Location..... San Antonio, Texas  
Founded..... 1969  
Enrollment..... 35,900  
Nickname..... Roadrunners  
School Colors ..... Navy Blue (PMS 289), Orange (PMS 1665), White  
Arena (Capacity)..... Convocation Center (2,650)  
Year Opened..... 1975  
Conference..... American Athletic Conference  
President..... T. Taylor Eighmy, Ph.D. (Tufts, 1980)  
Vice President/Athletics Director..... Lisa Campos (Colorado State)  
Athletic Department Phone..... 210.458.4161  
Ticket Office Phone..... 210.458.UTSA (8872)

## TEAM INFORMATION

2023-24 Overall Record..... 18-15  
Home / Away / Neutral..... 10-4/7-10/1-1  
Conference Record/Finish..... 10-8/4th  
Letterwinners Returning/Lost..... 9/7  
Starters Returning/Lost..... 4/2  
Newcomers..... 6

## HISTORY

First Year of Basketball..... 1981-82  
All-Time Record (pct.)..... 573-637 (.473)  
All-Time AAC Record (pct.)..... 14-8 (.636)  
Conference Regular Season Championships..... 2  
2002-03 (Southland) • 2008-09 (Southland)  
Conference Tournament Championships..... 2  
2008 (Southland) • 2009 (Southland)  
Postseason Tournament Appearances/Record..... 3/1-3 (.250)  
2008 (NCAA) • 2009 (NCAA) • 2024 (WNIT)  
NCAA Tournament Appearances/Record..... 2/0-2 (.000)  
2008 • 2009  
Last NCAA Postseason Opponent/Result..... 2009  
Lost to No. 2 seed Baylor, 87-82 OT (March 22, 2009)  
WNIT Tournament Appearances/Record..... 1/1-1 (.500)  
2024  
Last WNIT Postseason Opponent/Result..... 2024  
Lost to Wyoming, 80-64 in Second Round (March 24, 2024)

## COACHING STAFF

Head Coach..... Karen Aston (Fourth season - Little Rock, 1987)  
Record at UTSA (Years)..... 51-59 (Four seasons)  
Career Record (Years)..... 336-205 (17 seasons)  
Assoc. Head Coach..... Jamie Carey (Fourth Season - Texas, 2004)  
Assistant Coach..... Cameron Miles (Fourth Season • San Diego, 2013)  
Assistant Coach..... Chantel Govan (Second Season • UTSA, 2022)  
Assistant Coach..... Sophia Ramos (Second Season • San Diego St., 2022)  
Assistant Coach..... Angel Almaguer (Second Season • UTSA 2022)  
Director of Operations.. Elyssa Coleman (First Season • UTSA, 2022)  
Director of Performance..... Carl Austin III (Fourth Season • UTSA, 2018)  
Athletic Trainer..... Tam-Anh Nguyen (Third Season • Texas, 2019)  
Graduate Assistant..... Christian Hyde (First Season • UIW, 2023)

## ATHLETICS COMMUNICATIONS

Associate Athletics Director/Communications..... Kyle Stephens  
Assistant Director [WBB Contact]..... Ryan Smith  
Smith's Email Address..... ryan.smith2@utsa.edu  
Smith's Cell Phone..... 361.442.9600  
Website..... goutsa.com

## ROADRUNNER NOTES AND NEWS

### WITH A WIN...

- The Roadrunners would be 14-2 and would be 5-0 in American Athletic Conference play.
- UTSA would extend their winning streak to seven, and would have won their 10th straight in The Convo.
- The 'Runners would extend their best start in program history through the first 16 games.
- UTSA would be 5-0 in conference play and would tie the the 1983-84 team for the best-ever start to league action.
  - The 1983-84 squad started 5-0 with wins over Oral Roberts, Oklahoma City, West Texas A&M, Hardin Simmons and UTEP before falling to West Texas A&M in Oil County Athletic Conference action
- 10 home wins in a row would put UTSA in sole possession of the second-longest home winning streak in program history
  - The program-record longest home winning streak is 11 games from Jan. 9, 2002-Nov. 28, 2003.
- With 13 games yet to be played, the Roadrunners would have their 14th win, tying the 2013-14 team for the 23rd-most in program history.

### LAST TIME OUT

- The Roadrunners (13-2, 4-0 The American) extended their best start in program history last time out, working a 67-58 victory over Rice.
- The win stretched UTSA's winning streak to six, and it was the team's ninth consecutive win in The Convo, dating back to Feb. 25, 2024.
- The 'Runners also became 4-0 in league play for the first time since accomplishing the feat as a member of the Southland in 2001-02.
- UTSA erased a nine-point deficit and took their first lead of the game in the fourth, thanks to significant contributions by redshirt senior Jordyn Jenkins and graduate student Nina De Leon Negron.
- Jenkins charted 21 points and a season-high 14 rebounds in the win, while De Leon Negron scored 19 to go with eight boards and five assists.

### 'RUNNERS IN THE RANKINGS

- As of 1/7, UTSA enters league play at 58th in the most recent NET.
- Redshirt senior Jordyn Jenkins' average of 19.5 on the season is 30th in the NCAA and first in The American.
- Jenkins has posted 273 total points, which is 32nd nationally, and 64 free throws are 39th.
- Defensively, she's been creeping up the league's blocking leader board as 19 on the year are third.
- Graduate Student Nina De Leon Negron sits atop the conference assists per game ladder with 5.2 APG, ranking 38th in the country, and 68 total assists are 56th.
- As a team, UTSA is 13th in rebound margin, collecting 11.3 more than the opposition, is 32nd in field goal defense, holding opponents to 36.0%, and a 54.7 scoring defense is 17th.

### 2024-25 WOMEN'S BASKETBALL ROSTER

#	Name	Pos	Ht	Yr.	Hometown • High School / Previous School
1	Siena Guttadauro	G	5-6	JR.-3L	San Jose, Calif./Archbishop Mitty HS
2	Alexis Parker	G	5-9	Jr.-2L	San Antonio, Texas/Brandeis HS
3	Emma Lucio	G	5-9	So.-1L	Edinburg, Texas / Robert Vela HS
4	Damara Allen	G	5-10	Fr.-HS	Aurora, Colo. / Cherokee Trail HS
5	Mia Hammonds	G	6-3	Fr.-HS	Cibolo, Texas / Steele HS
7	Nyayongah Gony	F	6-4	R-Sr.-TR	Lincoln, Neb. / Lincoln HS / Miami (Fla.) / Mississippi State
8	Nina De Leon Negron	G	5-6	GS.-TR	San Juan, Puerto Rico / Monteverde Academy / Austin Peay / UIW
11	Sidney Love	G	5-8	Jr.-2L	Cibolo, Texas/Steele HS
12	Aysia Proctor	G	5-8	So.-1L	Schertz, Texas / Samuel Clemens HS
13	Taylor Ross	F	6-1	Fr.-HS	San Antonio, Texas / Brennan HS
20	Maya Linton	F	6-0	Jr.-2L	Duncanville, Texas/Duncanville HS
21	Cheyenne Rowe	F	6-2	Jr.-1L	Ajax, Ontatio / Bill Crothers Secondary School / JMU
25	Idara Udo	F	6-1	So.-1L	Plano, Texas / Plano East HS
32	Jordyn Jenkins	F	6-0	R-Sr.-2L	Renton, Wash./Kentridge HS/Southern California
33	Emilia Dannebauer	F/C	6-4	Fr.-HS	Berlin, Germany / Sportgymnasium Chemnit

UTSA RECORD WHEN...

Category	H	R	N	O
Overall	6-0	5-2	2-0	13-2
Conference	2-0	2-0	0-0	4-0
Non-Conference	4-0	3-2	2-0	9-2
Overtime	0-0	0-0	0-0	0-0
Double Overtime	0-0	0-0	0-0	0-0
Top-10 Opponents	0-0	0-0	0-0	0-0
Top-25 Opponents	0-0	0-0	0-0	0-0
Receiving Votes	0-0	0-1	0-0	0-1
Wear White	6-0	0-0	1-0	7-0
Wear Orange	0-0	3-1	0-0	3-1
Wear Navy	0-0	2-1	1-0	3-1
In November	2-0	2-1	2-0	6-1
In December	2-0	2-1	0-0	4-1
In January	2-0	1-0	0-0	3-0
In February	0-0	0-0	0-0	0-0
In March	0-0	0-0	0-0	0-0
Lead at Half	4-0	4-0	2-0	10-0
Trail at Half	2-0	1-2	0-0	3-2
Tied at Half	0-0	0-0	0-0	0-0
Decided by 1-4 Points	0-0	0-1	0-0	0-1
Decided by 5-9 Points	2-0	2-1	1-0	5-1
Decided by 10+ Points	4-0	3-0	0-0	7-0
Scoring 80+	0-0	0-0	0-0	0-0
Scoring 70-79	3-0	3-0	1-0	7-0
Scoring 60-69	3-0	2-0	1-0	6-0
Scoring 50-59	0-0	0-2	0-0	0-2
Scoring 0-49	0-0	0-0	0-0	0-0
Opp. Scoring 80+	0-0	0-0	0-0	0-0
Opp. Scoring 70-79	0-0	1-0	0-0	1-0
Opp. Scoring 60-69	2-0	1-1	0-0	3-1
Opp. Scoring 50-59	2-0	3-1	1-0	6-1
Opp. Scoring 0-49	2-0	0-0	1-0	3-0
FG 50% or Higher	1-0	1-0	0-0	2-0
FG 40-49.9%	3-0	3-0	1-0	7-0
FG 39.9% or Lower	1-0	1-2	1-0	3-2
Opp. FG 50% or Higher	1-0	0-0	0-0	1-0
Opp. FG 40-49.9%	1-0	2-0	0-0	3-0
Opp. FG 39.9% or Lower	4-0	3-2	2-0	9-2
Better FG% than Opp.	4-0	5-0	2-0	11-0
FG% is Equal	0-0	0-0	0-0	0-0
Opp. Better FG%	2-0	0-2	0-0	2-2
FT 80% or Higher	0-0	2-0	1-0	3-0
FT 70-79.9%	3-0	2-0	0-0	5-0
FT 69.9% or Lower	3-0	1-2	1-0	5-2
Opp. FT 80% or Higher	1-0	0-0	0-0	1-0
Opp. FT 70-79.9%	2-0	1-0	0-0	3-0
Opp. FT 69.9% or Lower	3-0	4-2	2-0	9-2
Better FT% than Opp.	4-0	4-0	1-0	9-0
FT% is Equal	0-0	0-0	0-0	0-0
Opp. Better FT%	2-0	1-2	1-0	4-2
Outrebounding Opp.	5-0	5-1	1-0	11-1
Rebounds are Equal	0-0	0-0	1-0	1-0
Outrebounded by Opp.	1-0	0-1	0-0	1-1
More Assists than Opp.	6-0	3-0	2-0	11-0
Assists are Equal	0-0	1-0	0-0	1-0
Fewer Assists than Opp.	0-0	1-2	0-0	1-2
Fewer TO than Opp.	4-0	1-1	1-0	6-1
Turnovers are Equal	0-0	0-1	0-0	0-1
More TO than Opp.	2-0	4-0	1-0	7-0
4+ in Double Figures	0-0	1-0	0-0	1-0
3 in Double Figures	3-0	3-1	2-0	8-1
2 in Double Figures	3-0	0-1	0-0	3-1
1 in Double Figures	0-0	1-0	0-0	1-0
Bench Scores More	5-0	1-1	1-0	7-1
Bench Points are Equal	0-0	1-0	0-0	1-0
Opp. Bench Scores More	1-0	3-1	1-0	5-1
More Fast Break Points	5-0	3-0	1-0	9-0
Fast Break Points are Equal	0-0	0-1	0-0	0-1
Fewer Fast Break Points	1-0	2-1	1-0	4-1
More Points in Paint	5-0	5-2	2-0	12-2
Points in Paint Equal	0-0	0-0	0-0	0-0
Fewer Points in Paint	1-0	0-0	0-0	1-0
Highest Scoring Quarter	25 / November 14, 2024 at New Mexico State			
1Q	19, 3x / December 19, 2024 vs UT Arlington			
2Q	26 / November 16, 2024 at UTEP			
3Q	27 / December 7, 2024 vs Sam Houston			
4Q				
Lowest Scoring Quarters	11 / December 16, 2024 at Stanford			
1Q	9 / November 16, 2024 at UTEP			
2Q	10 / December 16, 2024 at Stanford			
3Q	13, 4x / January 4, 2025 at Tulsa			
4Q				
Opponent Highest Scoring Quarters	18 / November 16, 2024 at UTEP			
1Q	22 / November 20, 2024 vs Texas A&M-Corpus Christi			
2Q	27 / November 9, 2024 vs UTRGV			
3Q	25 / November 16, 2024 at UTEP			
4Q				
Opponent Lowest Scoring Quarters	7 / December 19, 2024 vs UT Arlington			
1Q	8 / November 29, 2024 vs Towson			
2Q	3 / November 20, 2024 vs Texas A&M-Corpus Christi			
3Q	6 / December 7, 2024 vs Sam Houston			
4Q				
Largest Halftime & Final Score				
Half	42 / December 19, 2024 vs UT Arlington			
Final	79 / December 7, 2024 vs Sam Houston			
Lowest Halftime & Final Score				
Half	22 / November 7, 2024 at Texas A&M			
Final	51 / November 7, 2024 at Texas A&M			
Opponent Largest Halftime & Final Score				
Half	38 / November 16, 2024 at UTEP			
Final	73 / November 16, 2024 at UTEP			
Opponent Lowest Halftime & Final Score				
Half	20 / December 21, 2024 at Texas State			
Final	36 / December 7, 2024 vs Sam Houston			

NOTES AND NEWS CONT.

### A HISTORIC CAMPAIGN?

- After going 13-2 through their first 15 games, the Roadrunners have their best-ever start to the campaign.
- UTSA was a perfect 6-0 in the Convocation Center to start the season, and went 2-0 at the Puerto Rico Classico.
- The 'Runners compiled a 5-2 mark on the road with lone losses coming at the hands of Texas A&M and Stanford.
- UTSA surpasses the 1985-86 team went 11-3 through the first 14, en route to an 18-9 record.
- UTSA will look to continue their success as they aim for the most-wins in program history, which currently belongs to the 2008-09 team that went 24-9, including a 14-2 mark in Southland Conference play.

### THE ASTON EFFECT

- After going 12-2 to start the campaign, including a 3-0 mark in American Athletic Conference play, WHoopDirt.com has chosen head coach Karen Aston as their National Division I Coach of the Week.
- The award comes following a 67-56 victory over UAB and a 60-53 road win over Tulsa.
- The 'Runners first cruised to a 67-56 win against the Blazers on 1/1, where they shot 45.0% from the field and held the conference's top three-point shooting team to 3-for-12 from beyond the arc.
- They then took down the Golden Hurricane on 1/4 and held the then-American Athletic Conference's leading scorer, Delanie Crawford, to a season-low 10 points on 3-for-13 shooting.
- The win against Tulsa was Aston's 50th of her UTSA tenure, which is remarkable considering she took over a two-win team four years ago.

### MAKE IT THREE

- On 1/6 redshirt senior Jordyn Jenkins corralled her third American Athletic Conference Player of the Week award of the campaign.
- Jenkins started the week scoring 16 with seven rebounds across a win against UAB before charting 30 points and seven boards in a road victory over Tulsa.
- She shot 53.3% from the field, went 11-of-12 from the free-throw line, and blocked four shots for the squad.
- Jenkins has now won nine total Player of the Week awards across three conferences (4x CUSA, 1x Pac-12, 4x AAC) in her collegiate career.

### QUEENS OF THE CONVO

- After taking down Rice, 67-58 on Jan. 8, 2025 UTSA has won nine straight in the Convocation Center, tying a stretch from Dec. 6, 2008-Feb. 7, 2009 for the second-longest streak in program history.
- Dating back to Feb. 25, 2024 the Roadrunners have been dominant at home, securing wins over Florida Atlantic, Rice, Northern Colorado, UTRGV, Texas A&M-Corpus Christi, Sam Houston, UT Arlington, UAB and Rice without falling.
- The 'Runners picked up crucial victories along the way, including a 80-62 WNIT Opening Round win over Northern Colorado that was the first National Postseason victory in program history.
- UTSA will chase the program record, which sits at 11 games from Jan. 9, 2002-Nov. 28, 2003.



## CASH IN TRACKER

For the past two seasons, the UTSA women's basketball team has honored their Player of the Game with the prestigious Cash In Chain. This is not always the person who stuffs the stats sheet or is the leading scorer, but the one who had the most impact on the game, be it a double-double or a big momentum-shifting shot. The person who wins the chain does it until the next game when Director of Basketball Performance Carl Austin III reclaims it before redistributing it to whoever helps the squad

### "Cash In"

#### NOVEMBER

7	at Texas A&M	Jordyn Jenkins
9	UTRGV	Sidney Love
14	at New Mexico State	Jordyn Jenkins
16	at UTEP	Nina De Leon Negron
20	TAMUCC	Nina De Leon Negron
28	UNC Greensboro	Maya Linton
29	Towson	Nina De Leon Negron

#### DECEMBER

7	Sam Houston	Idara Udo
16	at Stanford	Sidney Love
19	UT Arlington	Sidney Love
21	at Texas State	Sidney Love
29	at Charlotte	Jordyn Jenkins

#### JANUARY

1	UAB	Damara Allen
4	at Tulsa	Jordyn Jenkins
8	Rice	Nina De Leon Negron
11	Wichita State	
15	at Memphis	
18	at UAB	
22	Tulsa	
29	at South Florida	

#### FEBRUARY

1	Temple	
4	North Texas	
8	at Wichita State	
12	East Carolina	
15	Memphis	
22	at Rice	
25	at Tulane	

#### MARCH

1	Florida Atlantic	
4	at East Carolina	

#### BREAKDOWN

#32 Jordyn Jenkins	4
#11 Sidney Love	4
#8 Nina De Leon Negron	4
#20 Maya Linton	1
#25 Idara Udo	1
#4 Damara Allen	1

## NOTES AND NEWS CONT.

### ENTERING LEAGUE PLAY

- UTSA is set to enter American Athletic Conference play with a 9-2 record that represents the programs best-ever entering league play.
- The Roadrunners owns the league's best winning percentage following nonconference play, with UAB second going 9-3, while East Carolina and North Texas are tied for third at 8-4.
- UTSA maintained a plus 13.5 scoring margin across the nonconference slate, and pulled down 12.2 more rebounds than their opponents for the 11th best ratio in the NCAA.
- The Roadrunners two losses both came on the road against perennial powerhouses in Stanford and Texas A&M, with UTSA falling by a combined seven points across the contests.

### BESTED THE BOBCATS

- On 12/21, the UTSA women's basketball team used a stellar second quarter to take down Texas State, 70-54, in the Battle of I-35 at Strahan Arena.
- The win was UTSA's first against Texas State since 2016 and the first at Strahan Arena since 2013.
- The Roadrunners shot 49% from the field to the opposition's 35%.
- UTSA also managed 18 more rebounds and 26 more points in the paint en route to the victory.
- Redshirt senior Jordyn Jenkins led the contest in scoring with 17 at a 70% clip with two steals.
- Graduate student Nina De Leon Negron dished out eight assists with nine points, six rebounds, and five steals.

### HOME SWEET HOME

- The Roadrunners have exited the nonconference slate with a perfect 4-0 record at home, marking the first time since the 1992-93 season that UTSA has accomplished the feat.
- UTSA picked up wins over UTRGV (74-69), Texas A&M-Corpus Christi (62-43), Sam Houston (79-36) and UT Arlington (76-61) inside the Convocation Center before entering the conference slate.
- The 'Runners won their nonconference home games by an average of 20.5 points.

### BATTERED THE BEARKATS

- UTSA took down Sam Houston 79-36 on 12/7, with the 43 point victory representing the the largest margin of victory against an NCAA Division I opponent since an 86-33 thrashing of Nicholls on Jan. 14, 2008.
- After taking down Towson 71-40 in their previous matchup, UTSA recorded consecutive 30-plus point victories over DI foes for the first time since December of 1996 when they beat Prairie View A&M 67-31 before topping Texas Southern 91-30.
- Redshirt senior Jordyn Jenkins earned her fourth double-double of the season in the victory, tallying 22 points at a 50% clip to go with 10 rebounds and three steals.
- Sophomore Idara Udo also performed well, scoring 15 with eight boards, while junior Sidney Love logged 10 points with five rebounds.
- Graduate student Nina De Leon Negron racked up eight assists, with junior Cheyenne Rowe working eight points and six rebounds.

### A HOT START

- After compiling a 7-1 record to begin the season, the Roadrunners have the second-hottest start in program history, with 1985-86 representing the best.
- The Roadrunners have also secured their first seven-game winning streak since 2013-14.
- After falling to Texas A&M 55-51 on the road in the season opener, UTSA rattled off seven in a row with victories over UTRGV (74-69), New Mexico State (75-61), UTEP (78-73), and Texas A&M-Corpus Christi (62-43), UNC Greensboro (62-53), Towson (71-40) and Sam Houston (79-36).



## NOTES AND NEWS CONT.

### ANOTHER ONE

- For the second time this season, redshirt senior Jordyn Jenkins was named the American Athletic Conference Player of the Week, as announced by the league on 12/2.
- Jenkins had another stellar week, first recording 14 points with nine rebounds in a win over UNC Greensboro, ahead of an 18-point performance against Towson. In total, she averaged 16.0 PPG at a 52.2% clip with three blocks, three steals and 11 boards at the Puerto Rico Clasico.
- She has now earned eight Player of the Week awards (4x CUSA, 1x Pac-12, 3x AAC) across her collegiate tenure, last receiving recognition on Nov. 18, when she was also chosen as a USBWA National Player of the Week, and to the NCAA Starting Five.

### VIVA SAN JUAN

- UTSA went 2-0 at the Puerto Rico Clasico, a Feast Week tournament in San Juan, Puerto Rico
- The Roadrunners took down UNC Greensboro, 52-53, on Thanksgiving Day, before besting Towson 71-40 on Black Friday.
- The 'Runners first bested the Spartans with a trio recording double-digit scoring figures.
- Redshirt senior Jordyn Jenkins posted 14 points and was one rebound shy of a double-double, while sophomore Idara Udo was not far behind, charting 10 points and seven boards.
- Junior Maya Linton scored 11, with classmate Cheyenne Rowe tallying eight points and five rebounds.
- Sidney Love scored seven points, with five assists and four rebounds.
- UTSA dominated in the paint, with 26 points to UNCG's 16, and also logged 19 more rebounds and 12 more second-chance points than their opponents.
- The 'Runners then led wire-to-wire across a 71-40 victory over Towson.
- The win was the largest margin of victory since a 72-40 routing of Lamar on Nov. 23, 2014
- Jenkins worked 18 points, while Puerto Rico native Nina De Leon Negron posted 14 with eight assists and five rebounds and junior Cheyenne Rowe scored 10.

### CROWN HER

- After dominant performances on the road against New Mexico State and UTEP, redshirt senior Jordyn Jenkins received a wealth of accolades.
- Jenkins posted double-doubles in a pair of victories over previously undefeated teams, with 28.5 PPG at a 70.4% clip and 11.5 RPG.
- She first went 9-for-14 from the field and 8-for-8 from the charity stripe for 27 points in a 75-61 win over New Mexico State, ahead of a 30-point, 10-for-13 day across a 78-73 victory against UTEP that featured a 10-for-12 mark from the free-throw line and 12 rebounds in just 25 minutes.
- For her troubles, Jenkins was named to the U.S. Basketball Writers Associations Ann Meyers Drysdale National Players of the Week list and the NCAA Starting Five as well as American Athletic Conference Player of the Week.
- She represents the first squad member to receive the USBWA honor in the award's history, which dates back to 2009
- Jenkins was named to the NCAA Starting Five once before, doing so with Southern California on Feb. 16, 2022.
- The last Roadrunner to crack the NCAA Starting Five was current Director of Operations Elyssa Coleman who was picked on Feb. 10, 2024 after averaging 21.5 PPG and 11.5 RPG with three steals and four blocks.

### DOUBLE TROUBLE

- Both redshirt senior Jordyn Jenkins and junior Sidney Love posted double-doubles across the opening week of competition.
- Jenkins charted 18 points and 11 rebounds on 11/7 against Texas A&M in the season opener, before Love logged 21 points and 11 assists against UTRGV on 11/9
- Their performances represented the 17th double-double of Jenkins collegiate tenure and the second of Love's career

### DIME DROPPER

- Junior Sidney Love was phenomenal against UTRGV on 11/9 recording a career-high 11 assists to go with 21 points, five rebounds, and five steals
- Love became the first squad member to tally 20-plus points and 10-plus rebounds in a single game since UTSA Athletics Hall of Farmer Monica Gibbs charted 20 points and 10 assists against Lamar on Feb. 28, 2009.
- No 'Runner has recorded double-digit assist figures since Karrington Donald on Jan. 2, 2021, against Rice.

## NOTES AND NEWS CONT.

### LAST SEASONS SUCCESS

• The Roadrunners ended 2023-24 ranked at or near the top in several statistical categories at both the national and conference level recording: 44.5 Rebounds per game (6th in NCAA, 1st in AAC), 15.8 Offensive Rebounds Per Game (10th in NCAA, 3rd in AAC), +8.2 Rebound Margin (13th in NCAA, 1st in AAC), 36.3% Field Goal Defense (19th in NCAA, 1st in AAC), 28.6 Defensive Rebounds per game (27th in NCAA, 2nd in AAC), 4.6 Blocks Per Game (32nd in NCAA, 3rd in AAC).

### FOR THE FIRST TIME

• UTSA is coming off a season that saw them pick up the programs first postseason victory on March 21, 2024 as they took down Northern Colorado, 80-62, in the First Round of the 2024 Postseason WNIT.  
• The Roadrunners fell in the Second Round to Wyoming, 80-64 in Laramie, and are now 1-3 all-time in national postseason play.  
• It was UTSA's third national postseason selection, following first-round exits in the 2007-08 and 2008-09 NCAA Tournaments, both coming as a result of winning the Southland Conference Tournament Championship.  
• In their last NCAA postseason bout, UTSA hung tough, taking No. 2 seed Baylor to overtime in Lubbock in the opening round of the NCAA Tournament before falling 87-82 on March 22, 2009.  
• In UTSA's first NCAA Tournament contest, they suffered a 92-51 defeat at the hands of No. 2 seed Texas A&M in Baton Rouge, Louisiana on 3/21/08.

### YEAR TWO IN THE AMERICAN

• The Roadrunners embarked on their first season as a member of the American Athletic Conference last year, going 10-8 in conference play before edging past South Florida in the quarterfinal of the 2023-24 American Championships, and falling to East Carolina in the semifinals.  
• The step up in competition didn't faze the Roadrunners, as a 10-8 mark represented the first time since the 2016-17 season that UTSA posted a winning conference record, while the 'Runners 18-15 overall mark was the first overall winning record since managing a 16-15 record across 2014-15.  
• This marked back-to-back seasons in which UTSA reached the semifinals of its conference tournament, and the 11th semifinal appearance in the program's history.  
• UTSA joined the league from Conference USA where they went 44-107, and last claimed a league championship as a member of the Southland Conference  
• The 'Runners were the 2002-03 SLC Regular Season Champs, and won the league again in 2008-09.  
• The program has won two SLC Tournaments, punching its ticket to the NCAA Tournament in 2008 and 2009.

### GUESS WHO'S BACK?

• The 2022-23 CUSA Player and Newcomer of the Year, Jordyn Jenkins will be back in action for UTSA after she was sidelined for the majority of the 2023-24 campaign.  
• Jenkins became the third player in CUSA history to win all three awards and the first in 10 years, was the first Roadrunner to earn CUSA Player of the Year, and was the first UTSA student-athlete to win four CUSA POW honors in a single season.  
• She was awarded All-Texas First-Team by Dave Campbell's Texas Basketball, after leading the league with 659 points, averaging 20.6 PPG at a 49.3% clip 659 points scored serves as the UTSA school record.  
• Jenkins maintained a 79.0% free throw percentage and recorded 7.5 RPG and 1.3 SPG.  
• She appeared in the final 12 games of the 2023-24 season, averaged 17.1 PPG and 6.8 RPG with 15 steals and 13 blocks despite a minutes restriction  
• Jenkins quickly made an impact upon her return, earning AAC Player of the Week honors.  
• She won the award on Feb. 19 after battling two of The American's top teams in Tulsa and UNT, first scored 11 points and snagging seven boards against the Golden Hurricane before exploding for 29 points and four rebounds in just 24 minutes against the Mean Green.  
• She's primed for another sensational season, with the goal of becoming the first player in the history of the program to make a WNBA roster.

### BACK IN ACTION

• In addition to Jordyn Jenkins, UTSA returns a trio of top performers, including junior Sidney Love, and sophomores Idara Udo and Aysia Proctor.  
• Love started all but one contest for the 'Runners, finishing second on the team with 106 assists and a team-high 43 steals with 9.6 PPG.  
• Udo received an AAC Freshman of the Week honor, and figures to play a major role defensively in 2024-25 after hauling in 195 rebounds with 25 blocks and 15 steals.  
• Proctor, meanwhile, was a three-time conference Freshman of the Week, becoming the first to win three since Mikayla Woods did so in Conference USA across the 2019-20 campaign.  
• She averaged 9.7 PPG at a 44.8% clip, and knocked down the second-most triples on the team nailing 40 at a 38.5% rate.

## NOTES AND NEWS CONT.

### **NOTABLE NEWCOMERS**

- UTSA added five to the squad, including transfer pieces in Nina De Leon Negron (UIW) and Nyayongah Gony (Mississippi State).
- De Leon Negron has been one of the Southland's top point guards, winning SLC Newcomer of the Year in 2022-23, along with an all-defensive team pick, ahead of a first-team selection in 2023-24.
  - Including her time at Austin Peay before UIW she averages 8.19 PPG and 4.4 RPG while dishing out 352 assists.
- Gony saw action in 49 games between stints at Mississippi State and Miami, and previously was as the top recruit in the state of Nebraska, receiving a four-star rating from both espnW HoopGurlz and ProspectsNation.com.
- True freshman join in the form of Damara Allen, Mia Hammonds, Taylor Ross, and Emilia Dannebauer.

### **BIG SHOES TO FILL**

- The Roadrunners will have to replace critical members of the squad, as Kyra White signed a professional contract after graduating, and Elyssa Coleman transitions to a role as Director of Basketball Operations.
- White signed a one-year professional contract with Fr. Mathews Basketball Club out of Ireland, where she'll compete on the organization's Women's Super League team (WSL).
- She wrapped up 2023-24 with 4.8 assists per game, a figure that slotted her second in the AAC, and she also posted a 1.65 assists/turnover ratio that ranked third.
- White played 34.7 minutes per game for the third most in the league and 1.0 blocks per game were 10th.
- In addition to her stellar assist number she charted 9.9 points per game, 5.0 rebounds per game, and was second on the team swiping 34 steals.
- Coleman, meanwhile initially planned to return for the 2024-25 season, before an offseason injury pushed her towards a medical retirement.
- After redshirting at Texas, Coleman transferred to UTSA and had an immediate impact on the squad, eventually becoming the program's all-time blocking leader swatting 140 shots and joining the 500-rebound club with 588 boards representing the ninth-most in program history.
- Across 94 games for the Roadrunners she started 78, averaging 9.3 PPG and 7.2 RPG.
- She was named to the 2022-23 Conference-USA All-Defensive Team as a redshirt sophomore, and for her work in the classroom was featured on the 2021-22 C-USA Commissioners Honor Roll and the 2023-24 American Athletic Conference All-Academic Team.

### **ALL ABOARD THE ASTON EXPRESS**

- The UTSA rebuild is ahead of schedule, as head coach Karen Aston inherited a 2-18 squad in 2021 and never looked back.
- Aston who holds a career record of 322-203, has gone 38-57 at UTSA across three seasons improving from a 7-23 mark in 2021-22, to 13-19 in 2022-23 and 18-15 in 2023-24.
- Under her tutelage, the Roadrunners achieved their first ever postseason victory on March 21, 2024 as they took down Northern Colorado, 80-62, in the First Round of the 2024 Postseason WNIT, and also recorded the most wins in a single season since 2008-09, the first national postseason selection since 2008-09.
- The 'Runners finished fourth in the conference for the highest since the 2014-15 CUSA campaign and went 8-7 for the first winning nonconference record since 2013-14.
- UTSA's NET ranking of 136 in 2023-24 was the program's highest ranking to conclude a season since NET rankings began, and an average opponent NET of 97 was also the highest.



# ROSTER ANALYSIS

## NUMERICAL ROSTER

#	NAME	POS	HT	YR.	EXP	HOMETOWN / PREVIOUS SCHOOL
1	Siena Guttadauro	G	5-6	JR.	3L	San Jose, Calif./Archbishop Mitty HS
2	Alexis Parker	G	5-9	Jr.	2L	San Antonio, Texas/Brandeis HS
3	Emma Lucio	G	5-9	So.	1L	Edinburg, Texas / Robert Vela HS
4	Damara Allen	G	5-10	Fr.	HS	Aurora, Colo. / Cherokee Trail HS
5	Mia Hammonds	G	6-3	Fr.	HS	Cibolo, Texas / Steele HS
7	Nyayongah Gony	F	6-4	R-Sr.	TR	Lincoln, Neb. / Lincoln HS / Miami (Fla.) / Mississippi State
8	Nina De Leon Negron	G	5-6	GS.	TR	San Juan, Puerto Rico / Monteverde Academy / Austin Peay / UIW
11	Sidney Love	G	5-8	Jr.	2L	Cibolo, Texas/Steele HS
12	Aysia Proctor	G	5-8	So.	1L	Schertz, Texas / Samuel Clemens HS
13	Taylor Ross	F	6-1	Fr.	HS	San Antonio, Texas / Brennan HS
20	Maya Linton	F	6-0	Jr.	2L	Duncanville, Texas/Duncanville HS
21	Cheyenne Rowe	F	6-2	Jr.	1L	Ajax, Ontario / Bill Crothers Secondary School / JMU
25	Idara Udo	F	6-1	So.	1L	Plano, Texas / Plano East HS
32	Jordyn Jenkins	F	6-0	R-Sr.	2L	Renton, Wash./Kentridge HS/Southern California
33	Emilia Dannebauer	F/C	6-4	Fr.	HS	Berlin, Germany / Sportgymnasium Chemnit

## ALPHABETICAL ROSTER

#	NAME	POS	HT	YR.	EXP	HOMETOWN / PREVIOUS SCHOOL
4	Damara Allen	G	5-10	Fr.	HS	Aurora, Colo. / Cherokee Trail HS
33	Emilia Dannebauer	F/C	6-4	Fr.	HS	Berlin, Germany / Sportgymnasium Chemnit
8	Nina De Leon Negron	G	5-6	GS.	TR	San Juan, Puerto Rico / Monteverde Academy / Austin Peay / UIW
7	Nyayongah Gony	F	6-4	R-Sr	TR	Lincoln, Neb. / Lincoln HS / Miami (Fla.) / Mississippi State
1	Siena Guttadauro	G	5-6	JR.	3L	San Jose, Calif./Archbishop Mitty HS
5	Mia Hammonds	G	6-3	Fr.	HS	Cibolo, Texas / Steele HS
32	Jordyn Jenkins	F	6-0	R-Sr.	2L	Renton, Wash./Kentridge HS/Southern California
20	Maya Linton	F	6-0	Jr.	2L	Duncanville, Texas/Duncanville HS
11	Sidney Love	G	5-8	Jr.	2L	Cibolo, Texas/Steele HS
3	Emma Lucio	G	5-9	So.	1L	Edinburg, Texas / Robert Vela HS
2	Alexis Parker	G	5-9	Jr.	2L	San Antonio, Texas/Brandeis HS
12	Aysia Proctor	G	5-8	So.	1L	Schertz, Texas / Samuel Clemens HS
13	Taylor Ross	F	6-1	Fr.	HS	San Antonio, Texas / Brennan HS
21	Cheyenne Rowe	F	6-2	Jr.	1L	Ajax, Ontario / Bill Crothers Secondary School / JMU
25	Idara Udo	F	6-1	So.	1L	Plano, Texas / Plano East HS

## ROSTER BREAKDOWN

### BY CLASS

Graduate Student (1)	De Leon Negron
Senior (2)	Gony, Jenkins
Junior (5)	Guttadauro, Linton, Love, Parker, Rowe
Sophomore (3)	Lucio, Proctor, Udo
Freshman (4)	Allen, Dannebauer, Hammonds, Ross

### BY POSITION

Guard (8)	Allen, De Leon Negron, Guttadauro, Hammonds, Love, Lucio, Parker, Proctor
Forward (6)	Gony, Jenkins, Linton, Rowe, Ross, Udo
Center (1)	Dannebauer

### BY STATE

Texas (8)	Hammonds, Love, Linton, Lucio, Parker, Proctor, Ross, Udo
California (1)	Guttadauro
Canada (1)	Rowe
Colorado (1)	Allen
Germany (1)	Dannebauer
Nebraska (1)	Gony
Puerto Rico (1)	De Leon Negron
Washington (1)	Jenkins

## PRONUNCIATION GUIDE

FIRST	LAST
1 Siena Guttadauro	Goo-tuh-DAR (like far)-roh
3 Emma Lucio	Loose-E-O
4 Damara Allen	Duh-mare-uh
7 Nyayongah Gony	Nye-ON-Guh
8 Nina De Leon Negron	Go-Knee
12 Aysia Proctor	De Le-own Neg-rr-on
25 Idara Udo	Asia
33 Emilia Dannebauer	ID-are-Uh
	oo-doe
	Dan-boww-er

Visit [goutsa.com/wbbnames](https://goutsa.com/wbbnames) to listen to audio pronunciations

**Head Coach:** Karen Aston (Fourth season • Little Rock, 1987)

**Associate Head Coach:** Jamie Carey (Fourth season • Texas, 2004)

**Assistant Coach / Coordinator of Scouting:** Cameron Miles (Fourth season • San Diego, 2013)

**Assistant Coach / Recruiting Coordinator:** Chantel Govan (Second season • UTSA, 2022)

**Assistant Coach:** Sophia Ramos (Second season • San Diego State, 2022)

**Assistant Coach:** Angel Almaguer (Second Season • UTSA 2022)

**Director of Operations:** Elyssa Coleman (First Season • UTSA, 2022)

**Director of Basketball Performance:** Carl Austin III (Fourth season • UTSA, 2018)

**Athletic Trainer:** Tam-Anh Nguyen (Third season • Texas, 2019)

# 2024-25 UTSA WOMEN'S BASKETBALL ROSTER



**1**  
SIENA GUTTADAURO  
JR • G • 5-6  
SAN JOSE, CALIFORNIA



**2**  
ALEXIS PARKER  
JR • G • 5-9  
SAN ANTONIO, TEXAS



**3**  
EMMA LUCIO  
SO • G • 5-9  
EDINBURG, TEXAS



**4**  
DAMARA ALLEN  
FR • G • 5-10  
AURORA, COLO.



**5**  
MIA HAMMONDS  
FR • G • 6-3  
CIBOLO, TEXAS



**7**  
NYAYONGAH GONY  
R-SR • F • 6-4  
LINCOLN, NEBRASKA



**8**  
NINA DE LEON NEGRON  
GS • G • 5-6  
SAN JUAN, PUERTO RICO



**11**  
SIDNEY LOVE  
JR • G • 5-8  
CIBOLO, TEXAS




**12**  
AYSIA PROCTOR  
SO • G • 5-8  
SCHERTZ, TEXAS



**13**  
TAYLOR ROSS  
FR • F • 6-1  
SAN ANTONIO, TEXAS



**20**  
MAYA LINTON  
JR • F • 5-11  
DUNCANVILLE, TEXAS



**21**  
CHEYENNE ROWE  
JR • F • 6-2  
AJAX, ONTARIO, CANADA



**25**  
IDARA UDO  
SO • F • 6-1  
PLANO, TEXAS



**32**  
JORDYN JENKINS  
R-SR • F • 6-0  
RENTON, WASHINGTON



**33**  
EMILIA DANNEBAUER  
FR • F/C • 6-4  
BERLIN, GERMANY




**HC**  
KAREN ASTON  
HEAD COACH  
FOURTH SEASON




**AC**  
JAMIE CAREY  
ASSOCIATE HEAD COACH  
FOURTH SEASON



**AC**  
CAMERON MILES  
ASSISTANT COACH  
FOURTH SEASON



**AC**  
CHANTEL GOVAN  
ASSISTANT COACH  
THIRD SEASON



**AC**  
SOPHIA RAMOS  
ASSISTANT COACH  
SECOND SEASON



**AC**  
ANGEL ALMAGUER  
ASSISTANT COACH  
SECOND SEASON



## SUPERLATIVES

### DOUBLE-DOUBLE TRACKER

Date / Opp.	Who	Stat
Nov. 7 / Texas A&M	Jenkins	18 Points / 11 Rebounds
Nov. 9 / UTRGV	Love	21 Points / 11 Assists
Nov. 14 / NM State	Jenkins <sup>2</sup>	27 Points / 11 Rebounds
Nov. 16 / UTEP	Jenkins <sup>3</sup>	30 Points / 12 Rebounds
Dec. 7 / Sam Houston	Jenkins <sup>4</sup>	22 Points / 10 Rebounds
Dec. 16 / Stanford	De Leon Negron	12 Points / 10 Rebounds
Jan. 8 / Rice	Jenkins <sup>5</sup>	21 Points / 14 Rebounds

### DOUBLE-DIGIT POINTS

Date / Opp.	Who	Stat
Nov. 7 / Texas A&M	Jenkins	18 Points
Nov. 7 / Texas A&M	Love	10 Points
Nov. 9 / UTRGV	Love <sup>2</sup>	21 Points
Nov. 9 / UTRGV	Jenkins <sup>2</sup>	19 Points
Nov. 14 / NM State	Jenkins <sup>3</sup>	27 Points
Nov. 14 / NM State	De Leon Negron	14 Points
Nov. 14 / NM State	Udo	11 Points
Nov. 16 / UTEP	Jenkins <sup>4</sup>	30 Points
Nov. 16 / UTEP	De Leon Negron <sup>2</sup>	13 Points
Nov. 16 / UTEP	Linton	12 Points
Nov. 16 / TAMUCC	De Leon Negron <sup>3</sup>	16 Points
Nov. 16 / TAMUCC	Jenkins <sup>5</sup>	16 Points
Nov. 28 / UNCG	Jenkins <sup>6</sup>	14 Points
Nov. 28 / UNCG	Linton	11 Points
Nov. 28 / UNCG	Udo <sup>2</sup>	10 Points
Nov. 29 / Towson	Jenkins <sup>7</sup>	18 Points
Nov. 29 / Towson	De Leon Negron <sup>4</sup>	14 Points
Nov. 29 / Towson	Rowe	10 Points
Dec. 7 / Sam Houston	Jenkins <sup>8</sup>	22 Points
Dec. 7 / Sam Houston	Udo <sup>3</sup>	15 Points
Dec. 7 / Sam Houston	Love <sup>3</sup>	10 Points
Dec. 16 / Stanford	Jenkins <sup>9</sup>	14 Points
Dec. 16 / Stanford	Love <sup>4</sup>	14 Points
Dec. 19 / UT Arlington	Love <sup>5</sup>	21 Points
Dec. 19 / UT Arlington	Jenkins <sup>10</sup>	14 Points
Dec. 19 / UT Arlington	Udo <sup>4</sup>	10 Points
Dec. 21 / Texas State	Jenkins <sup>11</sup>	17 Points
Dec. 21 / Texas State	Love <sup>6</sup>	15 Points
Dec. 21 / Texas State	Rowe <sup>2</sup>	10 Points
Dec. 29 / Charlotte	Jenkins <sup>12</sup>	18 Points
Dec. 29 / Charlotte	Love <sup>7</sup>	11 Points
Dec. 29 / Charlotte	Linton <sup>2</sup>	11 Points
Dec. 29 / Charlotte	De Leon Negron <sup>5</sup>	10 Points
Jan. 1 / UAB	Love <sup>8</sup>	19 Points
Jan. 1 / UAB	Jenkins <sup>13</sup>	16 Points
Jan. 1 / UAB	Allen	11 Points
Jan. 4 / Tulsa	Jenkins <sup>14</sup>	30 Points
Jan. 8 / Rice	Jenkins <sup>15</sup>	21 Points
Jan. 8 / Rice	De Leon Negron <sup>6</sup>	19 Points

### DOUBLE-DIGIT REBOUNDS

Date / Opp.	Who	Stat
Nov. 7 / Texas A&M	Jenkins	11 Rebounds
Nov. 14 / NM State	Jenkins <sup>2</sup>	11 Rebounds
Nov. 16 / UTEP	Jenkins <sup>3</sup>	12 Rebounds
Nov. 20 / TAMUCC	Udo	10 Rebounds
Dec. 7 / Sam Houston	Jenkins <sup>4</sup>	10 Rebounds
Dec. 16 / Stanford	De Leon Negron	10 Rebounds
Jan. 4 / Tulsa	Udo <sup>2</sup>	10 Rebounds
Jan. 8 / Rice	Jenkins <sup>5</sup>	14 Rebounds

### DOUBLE-DIGIT ASSISTS

Date / Opp.	Who	Stat
Nov. 9 / UTRGV	Love	11 Assists

## GAME-BY-GAME STARTERS

### NOVEMBER

		1	2	3	4	5
7	AT TEXAS A&M	DE LEON NEGRON	LOVE	LINTON	JENKINS	UDO
9	UTRGV	LOVE	PARKER	ALLEN	JENKINS	UDO
14	AT NEW MEXICO STATE	LOVE	PARKER	ALLEN	JENKINS	UDO
16	AT UTEP	DE LEON NEGRON	LOVE	LINTON	JENKINS	UDO
20	TAMUCC	DE LEON NEGRON	LOVE	LINTON	JENKINS	UDO
28	VS. UNCG	DE LEON NEGRON	LOVE	LINTON	JENKINS	UDO
29	VS. TOWSON	DE LEON NEGRON	LOVE	LINTON	JENKINS	UDO

### DECEMBER

		1	2	3	4	5
7	SAM HOUSTON	DE LEON NEGRON	LOVE	LINTON	JENKINS	UDO
16	AT STANFORD	DE LEON NEGRON	LOVE	LINTON	JENKINS	UDO
19	UT ARLINGTON	DE LEON NEGRON	LOVE	LINTON	JENKINS	UDO
21	AT TEXAS STATE	DE LEON NEGRON	LOVE	LINTON	JENKINS	UDO
29	AT CHARLOTTE *	DE LEON NEGRON	LOVE	LINTON	JENKINS	UDO

### JANUARY

		1	2	3	4	5
1	UAB *	DE LEON NEGRON	LOVE	LINTON	JENKINS	UDO
4	AT TULSA *	DE LEON NEGRON	LOVE	LINTON	JENKINS	UDO
8	RICE *	DE LEON NEGRON	ALLEN	LINTON	JENKINS	UDO
11	WICHITA STATE *	---	---	---	---	---
15	AT MEMPHIS *	---	---	---	---	---
18	AT UAB *	---	---	---	---	---
22	TULSA *	---	---	---	---	---
29	AT SOUTH FLORIDA *	---	---	---	---	---

### FEBRUARY

		1	2	3	4	5
1	TEMPLE *	---	---	---	---	---
4	NORTH TEXAS *	---	---	---	---	---
8	AT WICHITA STATE *	---	---	---	---	---
12	EAST CAROLINA *	---	---	---	---	---
15	MEMPHIS *	---	---	---	---	---
22	AT RICE *	---	---	---	---	---
25	AT TULANE *	---	---	---	---	---

### MARCH

		1	2	3	4	5
1	FLORIDA ATLANTIC *	---	---	---	---	---
4	AT EAST CAROLINA *	---	---	---	---	---

### BREAKDOWN

		1	2	3	4	5
#1	Siena Guttadauro	---	---	---	---	---
#2	Alexis Parker	---	2	---	---	---
#3	Emma Lucio	---	---	---	---	---
#4	Damara Allen	---	1	2	---	---
#5	Mia Hammonds	---	---	---	---	---
#7	Nyayongah Gony	---	---	---	---	---
#8	Nina De Leon Negron	13	---	---	---	---
#11	Sidney Love	2	12	---	---	---
#12	Aysia Proctor	---	---	---	---	---
#13	Taylor Ross	---	---	---	---	---
#20	Maya Linton	---	---	13	---	---
#21	Cheyenne Rowe	---	---	---	---	---
#25	Idara Udo	---	---	---	---	15
#32	Jordyn Jenkins	---	---	---	15	---
#33	Emilia Dannebauer	---	---	---	---	---



# THE LAST TIME...

## TEAM

### PLAYED A RANKED TEAM

vs No. 21 Middle Tennessee (W, 58-53) - 2/4/23

### BEAT A RANKED TEAM

vs No. 21 Middle Tennessee (W, 58-53) - 2/4/23

### LOST TO A RANKED TEAM AT HOME

at No. 23 Texas A&M (L, 51-77) - 12/20/21

### LOST TO A RANKED TEAM ON THE ROAD

at No. 23 Texas A&M (L, 51-77) - 12/20/21

### PLAYED AN OVERTIME GAME

vs North Texas (W, 75-67) - 1/31/24

### PLAYED A DOUBLE-OVERTIME GAME

vs Charlotte (W, 81-80) - 1/14/24

### PLAYED A TRIPLE-OVERTIME GAME

vs FIU (L, 103-107) - 2/6/21

### SCORED 100+ POINTS

UTSA: 103, vs FIU - 2/6/21

Opp: 107, vs FIU - 2/6/21

### SCORED 90+ POINTS

UTSA: 90 vs UTEP (W, 90-66) - 12/3/23

Opp: 93 at Houston (L, 89-93) - 12/19/22

### SCORED LESS THAN 50 POINTS

UTSA: 48, vs Temple - 2/22/24

Opp: 36, vs Sam Houston - 12/7/24

### WON BY 20+ POINTS

UTSA: (43) (79-36), vs Sam Houston - 12/7/24

Opp: (28) (54-82), at East Carolina - 1/2/24

### WON BY 30+ POINTS

UTSA: (43) (79-36), vs Sam Houston - 12/7/24

Opp: (39) (41-80), at Middle Tennessee - 1/5/23

### WON BY 40+ POINTS

UTSA: (43) (79-36), vs Sam Houston - 12/7/24

Opp: (57) (58-115), at Texas Tech - 12/29/19

### HAD 2+ 20-POINT SCORERS

UTSA: Jordyn Jenkins (25) & Sidney Love (22), at Charlotte - 3/2/23

Opp: Karina Gordon (22) & Danae McNea (20), at East Carolina - 1/2/24

### FORCED 30+ TURNOVERS

UTSA: 30, vs Concordia Texas - 11/6/19

Opp: 31, at Texas Tech- 11/20/23

## PLAYER

### SCORED 40+ POINTS

UTSA: 40, Jordyn Jenkins, at North Texas - 2/20/237

Opp: 43, Keila Shelton, vs Louisiana Tech - 2/7/13

### SCORED 30+ POINTS

UTSA: 30, Jordyn Jenkins, at Tulsa - 1/4/2025

Opp: 30, Malia Fisher, vs Rice - 3/5/24

### RECORDED A TRIPLE-DOUBLE

UTSA: Monica Gibbs (19 pts, 11 reb, 11 ast), at TAMUCC

Opp: N/A

### ONE PLAYER RECORDED A DOUBLE-DOUBLE

UTSA: Jordyn Jenkins (21 pts & 14 reb), vs Rice - 1/8/25

Opp: Allyson Fertig (17 pts & 10 reb), at Wyoming - 3/24/24

### TWO PLAYERS RECORDED A DOUBLE-DOUBLE

UTSA: Elyssa Coleman (10 pts & 11 reb) & Jordyn Jenkins (15 pts & 10 reb), vs Temple - 2/22/24

Opp: Janeta Rozentale (17 pts & 10 reb) & Iggy Allen (23 pts & 16 reb), at Florida Atlantic - 2/12/21

### RECORDED 20+ REBOUNDS

UTSA: 23, Anika Anderson, vs Sam Houston State - 2/21/09

Opp: 20, Briana Wright, vs FIU - 2/13/16

### RECORDED 15+ REBOUNDS

UTSA: 19, Elyssa Coleman, vs Wichita State - 1/6/24

Opp: 17, Alasia Smith, at Florida Atlantic - 2/28/24

### TWO OR MORE PLAYERS RECORDED DOUBLE-DIGIT REBOUNDS

UTSA: Elyssa Coleman (11) & Jordyn Jenkins (10), vs Temple - 2/22/24

Opp: Iggy Allen (10) & Brianna Jackson (12) d Dominion - 1/13/21

### RECORDED 20+ POINTS & 20+ REBOUNDS

UTSA: Ashleigh Franklin (22 pts, 22 reb), at Sam Houston - 2/20/10

Opp: Jessica Kuster (21 pts, 21 reb), vs Rice - 12/20/11

### RECORDED 10+ ASSISTS

UTSA: 11, Sidney Love vs UTRGV - 11/9/24

Opp: 11, Courtney Blakely, at Middle Tennessee - 1/5/23

### RECORDED 20+ POINTS & 10+ ASSISTS

UTSA: Sidney Love (21 pts, 11 ast), vs UTRGV - 11/9/24

Opp: N/A

### MADE 8+ 3-POINTERS

UTSA: 8rrie Davis, vs Lamar - 1/12/08

Opp: N/A

### MADE 7+ 3-POINTERS

UTSA: 7, Ashley Spatletta, vs UT Arlington - 2/9/13

Opp: 7, Katelyn Crosthwait, at Rice - 1/16/23

### MADE 6+ 3-POINTERS

UTSA: 6, Carlie Heineman, vs Old Dominion - 1/13/18

Opp: 6, Karina Gordon, at East Carolina - 1/2/24

### MADE 15+ FREE THROWS

UTSA: 15, Mikayla Woods, vs Sam Houston State - 12/8/19

Opp: 18, Jennie Simms, at Old Dominion - 2/27/16

### MADE 10+ FREE THROWS

UTSA: 10, Jordyn Jenkins, at UTEP - 11/16/2024

Opp: 11, Destiny Thurman, at UTEP - 1/23/22

### RECORDED 5+ BLOCKS

UTSA: 5, Idara Udo, vs Rice - 1/8/25

Opp: 5, Amirah Abdur-Rahim, at SMU - 1/30/24

### RECORDED 5+ STEALS

UTSA: 5, Nina De Leon Negron, at Texas State - 12/21/24

Opp: 6, Danae McNeal, at East Carolina - 1/2/24

### PLAYED EVERY MINUTE (REGULATION)

UTSA: Karrington Donald, at Southern Miss - 1/23/21

Opp: Maya Perry, at Florida Atlantic - 1/10/24

### TWO PLAYERS PLAYED EVERY MINUTE (REGULATION)

UTSA: Chrystal Chidomere & Loryn Goodwin, vs Rice - 2/16/16

Opp: Courtney Blakely & Jalynn Gregory, at Middle Tennessee - 1/5/23

### PLAYED EVERY MINUTE (+OT)

UTSA: Monica Gibbs, vs Baylor - 3/22/09

Opp: Destinee Rogers, at Central Arkansas - 2/11/09

### PLAYED EVERY MINUTE (+2OT)

UTSA: Ashleigh Franklin, vs Nicholls - 2/19/11

Opp: Ricshanda Bickham & KK Babin, vs Nicholls - 2/19/11

### 5 OR MORE PLAYERS SCORED IN DOUBLE DIGITS

UTSA: Sidney Love (16), Kyra White(15), Idara Udo (11), Jordyn Jenkins (11), Aysia Proctor (10), at Tulsa - 2/14/24

Opp: Eric Wilson (22) abine Lipe (13), Elina Arike (12), Avery Crouse (11), Jazion Jackson (10), at UTEP - 2/11/23

### NO ONE SCORED IN DOUBLE DIGITS

UTSA: at Florida Atlantic - 1/29/22

Opp: vs Texas A&M-Kingsville - 11/16/16

# 2024-25 COMBINED STATS

## Game Records

Record	Overall	Home	Away	Neutral
ALL GAMES	13-2	6-0	5-2	2-0
CONFERENCE	4-0	2-0	2-0	0-0
NON-CONFERENCE	9-2	4-0	3-2	2-0

## Score by Periods

Team	1st	2nd	3rd	4th	OT	TOT
UTSA	262	239	244	268	0	1013
Opponents	184	221	216	203	0	824

## Team Box Score

No.	Player				Total		3-Point		F-Throw		Rebounds											
		GP-GS	MIN	AVG	FG-FGA	FG%	3FG-3FGA	3FG%	FT-FTA	FT%	OFF	DEF	TOT	AVG	PF	DQ	A	TO	BLK	STL	PTS	AVG
32	JENKINS, Jordyn	15-15	451:31	30.1	106-208	.510	12-34	.353	70-83	.843	32	79	111	7.4	30	0	12	37	20	21	294	19.6
11	LOVE, Sidney	14-14	442:02	31.6	62-148	.419	16-57	.281	17-23	.739	11	38	49	3.5	27	0	56	32	4	20	157	11.2
8	DE LEON NEGRON, Nina	14-13	418:50	29.9	51-119	.429	17-47	.362	16-23	.696	17	55	72	5.1	25	0	73	34	0	26	135	9.6
25	UDO, Idara	15-15	332:34	22.2	42-99	.424	2-6	.333	21-33	.636	50	38	88	5.9	45	1	13	36	13	8	107	7.1
21	ROWE, Cheyenne	15-0	201:23	13.4	30-60	.500	1-7	.143	14-18	.778	21	25	46	3.1	24	0	5	14	3	3	75	5.0
20	LINTON, Maya	15-13	326:06	21.7	22-62	.355	10-34	.294	11-20	.550	17	28	45	3.0	44	2	16	36	5	19	65	4.3
1	GUTTADAURO, Siena	5-0	76:01	15.2	7-20	.350	4-15	.267	1-2	.500	3	2	5	1.0	3	0	7	4	0	1	19	3.8
4	ALLEN, Damara	14-3	191:22	13.7	18-46	.391	7-24	.292	3-7	.429	12	21	33	2.4	22	0	17	13	4	9	46	3.3
13	ROSS, Taylor	10-0	65:50	6.6	10-21	.476	3-6	.500	6-8	.750	12	16	28	2.8	13	0	0	7	7	3	29	2.9
7	GONY, Nyayongah	12-0	127:49	10.7	8-23	.348	1-6	.167	7-9	.778	11	14	25	2.1	15	0	1	14	5	4	24	2.0
3	LUCIO, Emma	14-0	108:50	7.8	9-30	.300	4-15	.267	3-4	.750	3	10	13	0.9	11	0	4	12	0	1	25	1.8
2	PARKER, Alexis	14-2	142:10	10.2	8-31	.258	1-10	.100	4-7	.571	8	14	22	1.6	13	0	7	10	1	5	21	1.5
12	PROCTOR, Aysia	5-0	32:17	6.5	3-13	.231	0-2	.000	0-0	.000	2	3	5	1.0	1	0	2	1	0	0	6	1.2
5	HAMMONDS, Mia	8-0	68:25	8.6	2-16	.125	1-8	.125	3-4	.750	3	13	16	2.0	7	0	1	5	2	3	8	1.0
33	DANNEBAUER, Emilia	4-0	14:51	3.7	1-3	.333	0-0	.000	0-4	.000	1	2	3	0.8	0	0	0	2	1	0	2	0.5
Team											25	16	41					5				
Total		15	3000		379-899	.422	79-271	.292	176-245	.718	228	374	602	40.1	280	3	214	262	65	123	1013	67.5
Opponents		15	3000		291-804	.362	81-260	.312	161-254	.634	151	294	445	29.7	279	8	149	274	41	113	824	54.9

## Team Statistics

	UTSA	OPP
<b>Scoring</b>	<b>1013</b>	<b>824</b>
Points per game	67.5	54.9
Scoring margin	+12.6	-
<b>Field goals-att</b>	<b>379-899</b>	<b>291-804</b>
Field goal pct	.422	.362
<b>3 point fg-att</b>	<b>79-271</b>	<b>81-260</b>
3-point FG pct	.292	.312
3-pt FG made per game	5.3	5.4
<b>Free throws-att</b>	<b>176-245</b>	<b>161-254</b>
Free throw pct	.718	.634
F-Throws made per game	11.7	10.7
<b>Rebounds</b>	<b>602</b>	<b>445</b>
Rebounds per game	40.1	29.7
Rebounding margin	+10.5	-
<b>Assists</b>	<b>214</b>	<b>149</b>
Assists per game	14.3	9.9
<b>Turnovers</b>	<b>262</b>	<b>274</b>
Turnovers per game	17.5	18.3
Turnover margin	+0.8	-
Assist/turnover ratio	0.8	0.5
<b>Steals</b>	<b>123</b>	<b>113</b>
Steals per game	8.2	7.5
<b>Blocks</b>	<b>65</b>	<b>41</b>
Blocks per game	4.3	2.7
<b>Winning streak</b>	<b>6</b>	<b>-</b>
Home win streak	6	-
<b>Attendance</b>	<b>4830</b>	<b>17504</b>
Home games-Avg/Game	6-805	7-2501
Neutral site-Avg/Game	-	2-100

## Team Results

Date	Opponent		Score	Att.
11/07/2024	at Texas A&M	L	51-55	7507
11/09/2024	UTRGV	W	74-69	739
11/14/2024	at New Mexico St.	W	75-61	812
11/16/2024	at UTEP	W	78-73	1041
11/20/2024	A&M-Corpus Christi	W	62-43	743
11/28/2024	vs UNC Greensboro	W	62-53	100
11/29/2024	vs Towson	W	71-40	100
12/07/2024	Sam Houston	W	79-36	837
12/16/2024	at Stanford	L	57-62	4600
12/19/2024	UT Arlington	W	76-61	775
12/21/2024	at Texas St.	W	70-54	1522
12/29/2024	at Charlotte	W	64-50	705
01/01/2025	UAB	W	67-56	917
01/04/2025	at Tulsa	W	60-53	1317
01/08/2025	Rice	W	67-58	819

# NCAA TEAM RANKING SUMMARY

Statistic	National Rank	Conference Rank	Value	National Leader	Value	Conference Leader	Value
Assist/Turnover Ratio (351 ranked)	137	7	0.94	ETSU	5.25	South Fla.	1.52
Assists Per Game (351 ranked)	103	3	15.0	Furman UConn	26.0 26.0	South Fla.	17.5
Bench Points Per Game (351 ranked)	202	5	15.5	Samford	52.0	Wichita St.	30.5
Blocks Per Game (346 ranked)	141	5	3.0	Central Ark.	10.0	East Carolina	8.5
Field Goal Percentage (351 ranked)	186	6	40.9	Dayton	57.1	North Texas	44.4
Field Goal Percentage Defense (351 ranked)	72	3	35.8	UC Davis	21.9	Rice	33.3
Fouls Per Game (351 ranked)	94	3	14.5	Stony Brook	6.5	Fla. Atlantic	13.0
Free Throw Attempts Per Game (351 ranked)	212	9	14.00	Sam Houston	33.50	Rice Wichita St.	24.00 24.00
Free Throw Percentage (351 ranked)	138	5	75.0	Purdue Fresno St.	100.0 100.0	Tulane	82.9
Free Throws Made Per Game (351 ranked)	205	9	10.50	Sacramento St.	25.00	Tulane	17.00
Rebound Margin (351 ranked)	43	2	9.5	Rhode Island	32.0	Rice	15.0
Rebounds (Defensive) Per Game (351 ranked)	81	3	28.0	UC Davis	40.5	Rice	34.0
Rebounds (Offensive) Per Game (351 ranked)	73	3	14.0	Wofford	22.0	South Fla.	18.0
Rebounds Per Game (349 ranked)	55	4	42.00	Troy	55.50	Rice	46.00
Scoring Defense (351 ranked)	58	2	54.5	Samford	35.0	Fla. Atlantic	48.0
Scoring Margin (349 ranked)	105	2	9.0	UNC Greensboro Samford	59.0 59.0	Fla. Atlantic	16.0
Scoring Offense (351 ranked)	203	9	63.5	Western Caro. ETSU	103.0 103.0	Wichita St.	82.5
Steals Per Game (351 ranked)	323	12	4.0	UNC Greensboro	29.0	Temple	12.5
Three Point Attempts Per Game (351 ranked)	109	5	22.0	Wofford	36.5	Tulsa	28.0
Three Point Percentage (350 ranked)	240	10	27.3	Notre Dame	61.9	Fla. Atlantic	38.9
Three Point Percentage Defense (351 ranked)	40	2	21.1	Jackson St.	8.3	Fla. Atlantic	14.3
Three Pointers Per Game (350 ranked)	160	7	6.0	Kentucky	16.5	Memphis	9.5
Turnover Margin (351 ranked)	261	10	-3.50	UNC Greensboro	28.00	Fla. Atlantic	11.00
Turnovers Forced Per Game (350 ranked)	285	9	12.50	UNC Greensboro	41.00	Fla. Atlantic	25.00
Turnovers Per Game (351 ranked)	180	9	16.0	ETSU	4.0	Tulsa	10.0
Winning Percentage (246 ranked)	1	1	100.0	126 teams tied	100.0	5 teams tied	100.0



# NCAA INDIVIDUAL RANKING SUMMARY

Statistic	Player	National Rank	Conference Rank	Value	National Leader	Value	Conference Leader	Value
Assist/Turnover Ratio (245 ranked)					Jordyn Oliver, Vanderbilt	14.00	Mama Dembele, South Fla.	9.00
Assists (136 ranked)	Sidney Love	97	3	10	Taleah Washington, Wagner	33	DeeDee Hagemann, Memphis	15
Assists Per Game (183 ranked)	Sidney Love	90	3	5.0	Jada Burton, Western Caro.	11.5	DeeDee Hagemann, Memphis	7.5
Blocks (102 ranked)	Jordyn Jenkins	51	2	4	Chaniya Clark, N.C. A&T Bree Stephens, Central Ark.	13 13	Alasia Smith, Memphis	6
Blocks Per Game (216 ranked)	Jordyn Jenkins	52	2	2.00	Bree Stephens, Central Ark.	6.50	Alasia Smith, Memphis	3.00
Double Doubles (29 ranked)					28 players tied	2	Alasia Smith, Memphis	2
Field Goal Attempts (139 ranked)	Jordyn Jenkins Sidney Love	139 139	5 5	30 30	Jasha Clinton, Hampton Teresa Seppala, Siena	52 52	Alasia Smith, Memphis	35
Field Goal Percentage (226 ranked)	Jordyn Jenkins	188	6	53.3	Miyah Verse, Georgia	91.7	Amira Mabry, Tulane	68.2
Field Goals (103 ranked)	Jordyn Jenkins	59	2	16	Raegan McCowan, Western Ill.	28	Tilly Boler, Memphis	18
Free Throw Attempts (103 ranked)	Jordyn Jenkins	103	3	12	Kennedy Todd-Williams, Ole Miss	25	DeeDee Hagemann, Memphis	14
Free Throw Percentage (231 ranked)	Jordyn Jenkins	153	9	91.7	144 players tied	100.0	8 players tied	100.0
Free Throws (124 ranked)	Jordyn Jenkins	66	1	11	Charity Gallegos, North Ala.	21	Jordyn Jenkins, UTSA Alasia Smith, Memphis	11 11
Minutes Per Game (150 ranked)	Sidney Love	70	5	38.13	Lina Falk, Sacramento St. Jaydia Martin, Sacramento St.	45.00 45.00	DeeDee Hagemann, Memphis	38.78
Points (187 ranked)	Jordyn Jenkins	42	1	46	Teresa Seppala, Siena	76	Jordyn Jenkins, UTSA	46
Points Per Game (239 ranked)	Jordyn Jenkins	37	2	23.0	Ta'Niya Latson, Florida St.	32.5	Mya Perry, Fla. Atlantic	29.0
Rebounds (122 ranked)					Paige Kindseth, Presbyterian Koi Sims, Loyola Maryland	37 37	Alasia Smith, Memphis	22
Rebounds (Defensive) Per Game (27 ranked)					Kourtney Grossman, Eastern Wash.	14.5		
Rebounds (Offensive) Per Game (23 ranked)					Ariel Jenkins, Georgetown	8.5	Ta'Ziah Jenks, Fla. Atlantic	5.0
Rebounds Per Game (197 ranked)	Idara Udo	197	7	8.0	Zay Dyer, Troy	16.5	Ta'Ziah Jenks, Fla. Atlantic	13.0
Steals (134 ranked)					Evangelia Paulk, Wofford	18	Jayla Hearp, East Carolina	7
Steals Per Game (173 ranked)					Evangelia Paulk, Wofford	9.00	Jada Moore, Fla. Atlantic Mya Perry, Fla. Atlantic	4.00 4.00
Three Point Attempts (149 ranked)	Sidney Love	48	2	16	Chloe Sotell, Pepperdine	30	Sammie Puisis, South Fla.	20
Three Point Percentage (245 ranked)					Abigail Shoff, Saint Mary's (CA) Paloma Garcia, Merrimack Abby Krzewinski, North Dakota St.	100.0 100.0 100.0	Elauna Eaton, Memphis	66.7
Three Pointers (131 ranked)					Alexi Hempe, South Dakota Jewel Spear, Tennessee	12 12	Sammie Puisis, South Fla.	9
Three Pointers Per Game (230 ranked)					5 players tied	6.00	Sammie Puisis, South Fla.	4.50
Triple Doubles (1 ranked)					Avery Brittingham, UT Arlington Jada Burton, Western Caro. Koi Love, UT Arlington	1 1 1		

## INTRODUCING HEAD COACH KAREN ASTON



### Head Coach

**Karen Aston**  
**Fourth Season**  
**336-205 (51-59 UTSA)**

**X @CoachKarena**

Aston was named the 10th head coach in program history on March 29, 2021.

Throughout her first three seasons at UTSA, Aston has compiled a 38-57 record, making history along the way.

The 2023-24 season featured a wealth of firsts, including achieving UTSA's first ever postseason victory on March 21, 2024 with an 80-62 win over Northern Colorado in the First Round of the 2024 Postseason WNIT. UTSA went 18-15 (10-8 The American) for the most wins in a single season since 2008-09, and the WNIT selection was the first national postseason pick since 2008-09. The 'Runners finished fourth in the conference for the highest since the 2014-15 CUSA campaign and went 8-7 for the first winning nonconference record since 2013-14. UTSA's NET ranking of 136 in 2023-24 was the program's highest ranking to conclude a season since NET rankings began, and an average opponent NET of 97 was also the highest.

The Roadrunners ended the season ranked at or near the top in several statistical categories at both the national and conference level recording: 44.5 Rebounds per game (6th in NCAA, 1st in AAC), 15.8 Offensive Rebounds Per Game (10th in NCAA, 3rd in AAC), +8.2 Rebound Margin (13th in NCAA, 1st in AAC), 36.3% Field Goal Defense (19th in NCAA, 1st in AAC), 28.6 Defensive Rebounds per game (27th in NCAA, 2nd in AAC), 4.6 Blocks Per Game (32nd in NCAA, 3rd in AAC).

UTSA posted a 13-19 (9-1, C-USA) record in the 2022-23 season, opening up the C-USA tournament with a thrilling 69-68 win over No. 11 seed Florida Atlantic, before besting No. 3 seed Rice 62-54 to advance to the leagues semifinals where they fell to No. 2 seed Western Kentucky.

Jordyn Jenkins had a fantastic season under Aston's tutelage, taking home 2022-23 C-USA Player of the Year, Newcomer of the Year, and First-Team All-C-USA. Additionally, Jenkins became the third person in league history to win all three awards, and the first in 10 years.

The 'Runners went 7-23 (3-14, C-USA) in her inaugural year before collecting a 58-57 overtime win over UTEP at the league's postseason tournament.

Aston has been consistently recognized as one of the top coaches in the nation. She was one of four finalists for the Naismith Women's College Coach of the Year award in 2017 and was one of 10 semifinalists for the honor in 2018. Aston also earned Big 12 Coach of the Year accolades in 2017.

Aston has a career record of 305-188 [.618] which includes head coaching positions at Charlotte, North Texas and Texas. In her 13 seasons as a head coach, Aston's teams have averaged 22 wins per year and have made a combined 10 postseason appearances.

At the University of Texas, Aston led the Longhorns to a 184-83 [.689] record in eight seasons. In her final seven seasons combined at Texas, Aston's teams averaged 24.6 wins per year, making six NCAA Tournament appearances. From 2015-18, her squads made four consecutive NCAA Sweet 16 showings, marking the first time that had been accomplished at Texas since 1990. Aston also directed the 2015-16 Longhorns to the program's first NCAA Elite Eight appearance since 2003.

Aston, who also spent eight years as an assistant and associate head coach at Texas for Naismith Hall of Fame head coach Jody Conradt as Texas' second-winningest coach all-time behind Conradt's 783 victories.

Three of Aston's Texas players [Nneka Enemkpali, Imani McGee-Stafford and Ariel Atkins] were drafted by WNBA teams with McGee-Stafford [10th] and Atkins [7th] being selected as first-round picks. As a starter, Atkins helped lead the Washington Mystics to the 2019 WNBA Championship and has earned WNBA All-Defensive Team honors in each

# INTRODUCING HEAD COACH KAREN ASTON

## The Aston File

### HEAD COACHING EXPERIENCE

2021- Present: Head Coach, UTSA  
2012-2020: Head Coach, Texas  
2011-12: Head Coach, North Texas  
2007-11: Head Coach, Charlotte  
2006-07: Associate Head Coach, Baylor  
2000-06: Associate Head Coach, Texas  
1998-00: Assistant Coach, Texas  
1996-98: Assistant Coach, North Texas  
1994-96: Assistant Coach, Baylor  
1993-94: Head Coach, Fort Smith Northside (HS)  
1988-93: Head Coach, Vilonia High School

### COLLEGIATE HEAD COACHING RECORD

Overall: 336-205 (.620)  
UTSA: 51-59 (.463)

of her two seasons.

Defense has been a staple of Aston's teams her entire coaching career. Each of her eight teams at Texas ranked in the top-25 nationally in rebounding margin, including three years in the top-five. Her 2017-18 and 2018-19 teams ranked third in the NCAA in rebounding margin. Four of the top-eight single-season team rebounding averages in Texas history came during Aston's tenure, as did five of the top-nine best seasons in field-goal percentage defense.

Aston's prowess as one of the nation's best recruiters is also well known. Five of the classes she recruited to Texas were ranked among the top-11 in the nation according to ESPN.com, including three top-five classes. Recruits Charli Collier and Joyner Holmes were both No. 2 prospects according to ESPN and were listed as the nation's top recruits by some services. Aston brought 14 McDonalds All-Americans to Texas during her eight seasons.

In a season shortened due to COVID-19, the 2019-20 Longhorns posted a 19-11 overall record and finished third in the Big 12 Conference. A season that began with off-season injuries to a number of key contributors featured some impressive accomplishments. Texas defeated three Associated Press Top-25 teams, including knocking off No. 1 Stanford, which marked the program's first win against an AP No. 1 squad since 2004. The Longhorns also won at No. 17

and previously undefeated Tennessee, and earned a road victory against No. 25 TCU. Texas led the nation in double-doubles during the 2019-20 campaign with 31.

Aston mentored Collier, a sophomore center, to First-Team All-Big 12 Conference honors, as she was one of only six players in the league to average a double-double. Collier became the first player in program history to average more than seven defensive rebounds per game in a single season. Freshman guard Celeste Taylor was a Big 12 All-Freshman Team selection and earned three Big 12 Freshman of the Week accolades.

In 2018-19, Aston led Texas to a 23-10 overall record and a third-place showing in the Big 12 Conference with a 12-6 overall mark. The Longhorns advanced to the semifinals of the Big 12 Conference Tournament for the sixth consecutive year. It marked the sixth year in a row that the Longhorns had won 20 or more games.

Under Aston's tutelage, junior point guard Sug Sutton earned First-Team All-Big 12 Conference honors in 2018-19 and was named to the Big 12 All-Tournament Team. She led the Longhorns in scoring [12.7 points per game], assists per game [5.4] and steals per game [1.3]. Sutton scored in double figures 23 times, including four 20-point performances, and her 178 assists on the year marked the seventh-most in a single-season in school history. She was the conference's best all-around point guard as a junior.

In 2017-18, Aston led the Longhorns to a 28-7 overall record and a second-place finish in the Big 12 Conference with a 15-3 overall mark. Texas advanced to the championship game of the Big 12 Conference Tournament for the third time in four years. It marked the fourth year in a row that the Longhorns had won 24 or more games.

For the third time in four seasons, Aston had one of her players selected in the WNBA Draft in 2018. Atkins was chosen with the No. 7 pick by the Washington Mystics, making her the third-highest draft pick in Texas history.

Under Aston's direction, Atkins and fellow senior Brooke McCarty concluded their decorated Texas careers in 2017-18. It marked the end of an impressive four-year span that saw the Longhorns



## INTRODUCING HEAD COACH KAREN ASTON

post a 108-32 [.771] overall record, four NCAA Tournament appearances, four NCAA Sweet 16 appearances, one NCAA Elite Eight appearance and three Big 12 Conference second-place finishes. Aston was a semifinalist for the Naismith Coach of the Year award.

Aston was named the Big 12 Conference Coach of the Year in 2016-17, as the Longhorns swept the league's annual honors. McCarty was named the Big 12 Player of the Year, Brianna Taylor was selected as the Big 12 Defensive Player of the Year and Holmes earned Big 12 Freshman of the Year accolades. Aston was one of four finalists nationally for the Naismith Coach of the Year honor.

The Longhorns recorded a 25-9 overall record during the 2016-17 campaign. Texas strung together a 19-game winning streak during the course of the season, which ranks tied for the 10th-longest spree in program history. With a rigorous slate that featured 14 top-25 opponents, the Longhorns recorded seven victories against ranked foes. Texas won 14 consecutive games to start Big 12 Conference play, which marked the

best start to the Big 12 schedule in school history. The Longhorns charted a 15-3 record in Big 12 play to finish second in the conference for the second consecutive year.

In 2015-16, Aston led Texas to an historic season. The Longhorns posted a 31-5 overall record, which marked the school's most victories since the 1987-88 season, and tied the school record for most Big 12 Conference wins [15] in a single season. Texas hosted the NCAA First and Second Rounds for the first time since 2010 and advanced to the NCAA Elite Eight for the first time since 2003. The Longhorns opened the year with a 16-0 record, marking the third-best start in program history.

McGee-Stafford, a senior center, was named an honorable mention All-America selection from both the Associated Press and the Women's Basketball Coaches Association in 2015-16, and became the first player in program history to reach the combined milestone of 1,000 career points, 1,000 career rebounds and 200 career blocks. McGee-Stafford was the fourth player in school history to be drafted in the first round of the WNBA Draft, going to the Chicago Sky with the 10th overall pick.

The 2014-15 Longhorns began the season on a 13-game winning streak and capped the year with a run to the NCAA Sweet 16. Texas finished with a 24-11 overall record and advanced to the championship game of the Big 12 Tournament for the first time since 2004. The Longhorns won nine of their last 12 games and posted what were then their most wins in more than a decade. Enemkpali was selected by the Seattle Storm in the third round of the 2015 WNBA Draft.

In 2013-14, Texas began a steady incline that included five wins against ranked opponents, a third-place finish in the Big 12 standings, a 10-win improvement from the previous season, and winning a game in the NCAA Tournament for the first time since 2008. UT's tie for third place in the Big 12 was its highest league finish since 2005.



*Aston alongside 2022-23 C-USA Player of the Year Jordyn Jenkins*

## INTRODUCING HEAD COACH KAREN ASTON

Aston returned to the Forty Acres in 2012 after five years of experience reviving the women's basketball programs at the University of North Carolina at Charlotte and the University of North Texas.

Aston tripled the Mean Green's victory total in one season, as UNT went 15-16 during the 2011-12 season under her direction after winning just five games the previous year. At Charlotte, Aston led the program to record-breaking heights, with 86 victories in four seasons, including a school-record 27 wins in 2010-11.

Aston led the 49ers to four consecutive postseason appearances and the 2009 Atlantic 10 Tournament Championship en route to the school's second ever NCAA Tournament appearance. In her final season at Charlotte, Aston's squad advanced to the WNIT Final Four.

While on Conrad's Texas staff from 1998-2006, Aston helped the Longhorns post a 173-83 [.676] record during that span, with seven NCAA Tournament appearances, two trips to the Sweet 16 and a march to the 2003 Final Four. The Longhorns also captured the 2003 Big 12 regular-season and tournament titles, and UT shared the 2004 Big 12 regular-season title. Aston was promoted from assistant coach to associate head coach in July of 2000 after serving as an assistant coach for two seasons.

During her time as an assistant on the Forty Acres, Aston spearheaded the signing of 25 nationally-recognized recruits, including seven McDonald's High School All-Americans and seven WBCA/Nike All-Americans. Two of those high school All-Americans - Tiffany Jackson and Erika Arriaran - were named National High School Players of the Year. All eight of the recruiting classes Aston attracted were nationally ranked, including the No. 1 class in the nation in 2005-06.

Aston first came to Austin in 1998 from the University of North Texas, where she served as an assistant coach for two seasons [1996-98]. Prior to joining the North Texas staff, Aston was an assistant coach at Baylor for two seasons [1994-96].

Following Aston's initial stint on the Forty Acres she was named associate head coach at Baylor during the 2006-07 season. With Aston on board, the Lady Bears won 26 games and reached the second round of the NCAA Tournament.

Before entering the collegiate coaching ranks, Aston was recognized as one of the top high school coaches in the nation. She coached five years at Vilonia High School [1988-93] in Vilonia, Ark., and one year at Fort Smith Northside [1993-94] in Fort Smith, Ark. She guided Fort Smith Northside to a 24-10 record and a fifth-place finish in Class 4A. For her efforts she was named the Arkansas Northwest Region Coach of the Year.

While at Vilonia, Aston was not only the head basketball coach but also the head cross country and track coach. In 1992-93 he was named the Arkansas Basketball Coach of the Year after leading Vilonia to a 36-1 record and a Class 2A State Championship. Aston's cross country teams also claimed back-to-back state titles in 1991 and 1992.

A native of Benton, Ark., Aston was a two-time first-team all-state selection at Bryant High School. She capped her high school career by leading Bryant to the 1982 Arkansas Class 4A State Championship. Aston earned a bachelor of arts degree in physical education from Little Rock in 1987. She played two seasons of basketball at UALR after transferring from Ouachita Baptist. In 2019, Aston was inducted into the Trojan Athletics Hall of Fame at the University of Arkansas at Little Rock and the Bryant [Ark.] High School Athletic Hall of Honor.

# 2024-25 ROADRUNNER TRACKER

## CAREER TRACKER

<b>2000 POINTS</b>	<b>100 STEALS</b>
Jordyn Jenkins* 1,636 (1,158 at UTSA)	Sidney Love 100
Nina De Leon Negron*1,060 (135 at UTSA)	Maya Linton 60
<b>1000 POINTS</b>	<b>50 STEALS</b>
Sidney Love 766	Idara Udo 23
	Alexis Parker 21
<b>500 POINTS</b>	Aysia Proctor 18
Idara Udo 351	Nyayongah Gony* 17 (4 at UTSA)
Aysia Proctor 316	Siena Guttadauro 12
Maya Linton 206	Cheyenne Rowe* 10 (8 at UTSA)
Cheyenne Rowe* 181 (143 at UTSA)	Damara Allen 9
Siena Guttadauro 163	Mia Hammonds 3
Nyayongah Gony* 139 (24 at UTSA)	Taylor Ross 3
	Emma Lucio 2
<b>100 POINTS</b>	<b>100 BLOCKS</b>
Alexis Parker 99	Jordyn Jenkins* 100 (69 at UTSA)
Emma Lucio 40	
Damara Allen 46	<b>50 BLOCKS</b>
Taylor Ross 29	Idara Udo 38
Mia Hammonds 8	Nina De Leon Negron* 14 (0 at UTSA)
Emilia Dannebauer 2	Nyayongah Gony* 14 (5 at UTSA)
<b>1000 REBOUNDS</b>	Maya Linton 15
Jordyn Jenkins* 668 (432 at UTSA)	Sidney Love 13
Nina De Leon Negron*567 (72 at UTSA)	
	<b>10 BLOCKS</b>
<b>500 REBOUNDS</b>	Cheyenne Rowe* 9 (5 at UTSA)
Idara Udo 283	Aysia Proctor 7
Sidney Love 277	Taylor Ross 7
Maya Linton 251	Alexis Parker 6
Aysia Proctor 168	Damara Allen 4
Cheyenne Rowe* 158 (119 at UTSA)	Siena Guttadauro 2
	Mia Hammonds 2
<b>100 REBOUNDS</b>	Emilia Dannebauer 1
Nyayongah Gony* 91 (25 at UTSA)	
Alexis Parker 73	
Siena Guttadauro 69	
Damara Allen 33	
Taylor Ross 28	
Emma Lucio 24	
Mia Hammonds 16	
Emilia Dannebauer 3	
<b>500 ASSISTS</b>	
Nina De Leon Negron*425 (73 at UTSA)	
<b>250 ASSISTS</b>	
Sidney Love 229	
Jordyn Jenkins* 109 (68 at UTSA)	
<b>100 ASSISTS</b>	
Aysia Proctor 47	
Siena Guttadauro 44	
Idara Udo 39	
Maya Linton 37	
Alexis Parker 34	
Nyayongah Gony* 18 (1 at UTSA)	
Cheyenne Rowe* 13 (11 at UTSA)	
Damara Allen 17	
Emma Lucio 11	
Mia Hammonds 1	
<b>250 STEALS</b>	
Nina De Leon Negron* 182 (26 at UTSA)	
Jordyn Jenkins* 113 (77 at UTSA)	

## UTSA RECORDS

<b>POINTS</b>	<b>CAREER</b>	<b>POINTS</b>	<b>SEASON</b>
1. Starlite Williams, 1983-87	1,607	1. Jordyn Jenkins 2022-23	659
2. Angel Singleton, 1994-98	1,565	2. Tammy Rogers, 1990-91	583
3. Margaret Martinovich, 1981-85	1,480	3. Starlite Williams, 1986-87	538
4. Monica Gibbs, 2005-09	1,460	4. Loryn Goodwin, 2016-17	525
5. Tisha Boldt, 1986-91	1,379	5. Monica Gibbs, 2008-09	514
6. Kamra King, 2011-15	1,367	6. Starlite Williams, 1984-85	493
7. Tammy Rogers, 1987-91	1,343	7. Vivian Ewalefo, 2006-07	480
8. Michelle Martin, 1989-93	1,192	8. Margaret Martinovich, 1982-83	469
9. Sharon Wilson, 1985-89	1,173	9. Valerie Wells, 1983-84	452
10. Jordyn Jenkins, 2022-Pres.	1,158	10. Margaret Martinovich, 1984-85	451
<b>REBOUNDS</b>	<b>CAREER</b>	<b>REBOUNDS</b>	<b>SEASON</b>
1. Monica Gibbs, 2005-09	990	1. Onika Anderson, 2008-09	351
2. Tesha Smith, 2013-17	800	2. Monica Gibbs, 2008-09	309
3. Margaret Martinovich, 1981-85	778	3. Ryba Pawlaczyk, 2008-09	297
4. Angel Singleton, 1993-98	730	4. Marie Benson, 2018-19	289
5. Marie Benson, 2016-19	680	5. Cindy Pavell, 1981-82	271
6. Tisha Boldt, 1986-91	675	6. Ashleigh Franklin, 2009-10	268
7. Starlite Williams, 83-87	636	7. Tisha Boldt, 1987-88	262
8. Akunna Elonu, 2012-15	607	8. Marie Benson, 2017-18	249
9. Elyssa Coleman, 2021-24	588	9. Margaret Martinovich, 1982-83	247
10. Michelle Martin, 1989-93	590	10. Monica Gibbs, 2007-08	246
<b>ASSISTS</b>	<b>CAREER</b>	<b>ASSISTS</b>	<b>SEASON</b>
1. Monica Gibbs, 2005-09	693	1. Monica Gibbs, 2008-09	221
2. Tammy Rogers, 1987-91	377	2. Joyce Howard, 1997-98	201
3. Rhonda Hoffman, 1983-87	375	3. Monica Gibbs, 2007-08	195
4. Sharon Wilson, 1985-89	355	4. Tammy Rogers, 1990-91	188
5. Joyce Howard, 1996-98	333	5. Kyra White, 2022-23	160
6. Kyra White, 2022-2024	303	6. Shelley Seale, 1982-83	173
7. Shelley Seale, 1981-83	296	7. Kyra White, 2022-23	143
8. Kim Reed, 2001-05	272	8. Monica Gibbs, 2006-07	139
9. Karen Kroen, 1983-87	263	9. Monica Gibbs, 2005-06	138
10. Kim Maxwell, 1981-84	259	10. Loryn Goodwin, 2016-17	134
<b>STEALS</b>	<b>CAREER</b>	<b>STEALS</b>	<b>SEASON</b>
1. Starlite Williams, 1983-87	281	1. Loryn Goodwin, 2016-17	94
2. Kamra King, 2011-15	240	2. Starlite Williams, 1986-87	92
3. Michelle Martin, 1989-93	227	3. Jady Pimentel, 2021-22	83
4. Sharon Wilson, 1985-89	223	4. Joyce Howard, 1997-98	79
5. Rhonda Hoffman, 1983-87	222	5. Michelle Martin, 1991-92	76
6. Monica Gibbs, 2005-09	207	6. Michelle Martin, 1992-93	76
7. Terrie Davis, 2004-08	173	7. Tammy Rogers, 1990-91	74
8. Tammy Rogers, 1987-91	165	8. Sharon Wilson, 1988-89	71
9. Ashley Spaletta, 2011-15	153	9. Starlite Williams, 1983-84	70
10. Crystal Chidomere, 2014-18	150	10. Valerie Wells, 1983-84	69
		Amber Prose, 2000-01	69
<b>BLOCKS</b>	<b>CAREER</b>	<b>BLOCKS</b>	<b>SEASON</b>
1. Elyssa Coleman, 2021-24	140	1. Alysse Davis, 2010-11	78
2. Whitney Wright, 2009-13	105	2. Kim Duncan, 1984-85	57
3. Alysse Davis, 2008-11	98	3. Elyssa Coleman, 2022-23	57
4. Marie Benson, 2016-19	94	4. Ryba Pawlaczyk, 2008-09	56
5. Kim Duncan, 1983-85	93	5. Mantha Emory, 1994-95	50
6. Starlite Williams, 1983-87	88	6. Whitney Wright, 2011-12	48
7. Timea Toth, 2016-20	87	7. Elyssa Coleman, 2023-24	45
8. Mantha Emory, 1993-95	81	8. Timea Toth, 2019-20	44
9. Tesha Smith, 2013-17	72	9. Keelah Wilson, 1999-00	41
10. Lacy Mingee, 2001-06	70	10. Whitney Wright, 2012-13	39

# PLAYER GAME-BY-GAME STATISTICS

1

**SIENA GUTTADAURO**

Junior • Guard • 5-6 • San Jose, California • Archbishop Mitty HS



## Guttadauro's Career and 2024-25 Game Highs

Career / Last	Category	2024-25/ Last
13 / March 2, 2024 at Wichita State	Points	8 / November 7, 2024 at Texas A&M
5 / March 21, 2024 at Wyoming	Rebounds	2 / November 20, 2024 vs Texas A&M-Corpus Christi
4 / March 2, 2024 at Wichita State	Assists	2, 3x / November 20, 2024 vs Texas A&M-Corpus Christi
1, 12x / November 9, 2024 vs UTRGV	Steals	1 / November 9, 2024 vs UTRGV
1 / February 2, 2023 vs Western Kentucky	Blocks	N/A
4, 4x / March 2, 2024 at Wichita State	FG Made	3 / November 7, 2024 at Texas A&M
8, 3x / November 20, 2024 vs Texas A&M-Corpus Christi	FG Attempted	8 / November 20, 2024 vs Texas A&M-Corpus Christi
4, 2x / March 2, 2024 at Wichita State	3PT Made	2 / November 20, 2024 vs Texas A&M-Corpus Christi
8 / March 2, 2024 at Wichita State	3PT Attempted	7 / November 20, 2024 vs Texas A&M-Corpus Christi
2, 4x / March 21, 2024 vs Northern Colorado	FT Made	1 / November 7, 2024 at Texas A&M
3 2x / February 4, 2023 vs. Middle Tennessee	FT Attempted	1 / November 7, 2024 at Texas A&M
24 / December 10, 2022 vs Idaho	Minutes	19 / November 20, 2024 vs Texas A&M-Corpus Christi

## #1 GUTTADAURO, Siena

## 2024-25 STATISTICS

Opponent	Date	GS	MIN	Total		3-Pointers		Free throws		Rebounds				PF	A	TO	BLK	STL	PTS	AVG
				FG-FGA	PCT	3FG-3FGA	PCT	FT-FTA	PCT	OFF	DEF	TOT	AVG							
at Texas A&M	11/07/2024		16:33	3-5	.600	1-3	.333	1-2	.500	1	0	1	1.0	1	0	0	0	0	8	8.0
UTRGV	11/09/2024		14:12	1-2	.500	1-2	.500	0-0	.000	0	1	1	1.0	1	2	1	0	1	3	5.5
at New Mexico St.	11/14/2024		13:47	0-2	.000	0-1	.000	0-0	.000	0	1	1	1.0	0	2	0	0	0	0	3.7
at UTEP	11/16/2024		11:49	1-3	.333	0-2	.000	0-0	.000	0	0	0	0.8	0	1	3	0	0	2	3.3
A&M-Corpus Christi	11/20/2024		19:39	2-8	.250	2-7	.286	0-0	.000	2	0	2	1.0	1	2	0	0	0	6	3.8
<b>Totals</b>		<b>0</b>	<b>76:01</b>	<b>7-20</b>	<b>.350</b>	<b>4-15</b>	<b>.267</b>	<b>1-2</b>	<b>.500</b>	<b>3</b>	<b>2</b>	<b>5</b>	<b>1.0</b>	<b>3</b>	<b>7</b>	<b>4</b>	<b>0</b>	<b>1</b>	<b>19</b>	<b>3.8</b>

## Player Averages

Games Played	Minutes/ game	Points/ game	FG Pct	3FG Pct	FT Pct	Rebounds/ game	Assists/ game	Turnovers/ game	Assist/Turnover ratio	Steals/ game	Blocks/ game
5	15.2	3.8	35.0	26.7	50.0	1.0	1.4	0.8	1.8	0.2	0.0



# PLAYER GAME-BY-GAME STATISTICS

2

ALEXIS PARKER



Junior • Guard • 5-9 • San Antonio, Texas • Brandeis HS

## Parker's Career and 2024-25 Game Highs

Career / Last	Category	2024-25 / Last
11 / December 19, 2022 at Houston.....	Points .....	6 / November 9, 2024 vs UTRGV
5, 2x / December 7, 2024 vs Sam Houston.....	Rebounds .....	5 / December 7, 2024 vs Sam Houston
3, 4x / November 15, 2023 at Texas A&M-Corpus Christi.....	Assists .....	2, 2x / November 29, 2024 vs Towson
3 / December 19, 2022 at Houston.....	Steals .....	2 / December 19, 2024 vs UT Arlington
1, 6x / December 7, 2024 vs Sam Houston.....	Blocks.....	1 / December 7, 2024 vs Sam Houston
4 / December 19, 2022 at Houston.....	FG Made .....	2, 3x / December 19, 2024 vs UT Arlington
7, 3x / December 7, 2024 vs Sam Houston.....	FG Attempted .....	7 / December 7, 2024 vs Sam Houston
1, 8x / November 14, 2024 at New Mexico State.....	3PT Made .....	1 / November 14, 2024 at New Mexico State
4 / February 11, 2023 vs UTEP.....	3PT Attempted.....	3 / December 7, 2024 vs Sam Houston
2, 14x / November 9, 2024 vs UTRGV.....	FT Made .....	2 / November 9, 2024 vs UTRGV
4, 2x / November 18, 2023 at UT Arlington.....	FT Attempted.....	2, 3x / December 21, 2024 at Texas State
31 / December 10, 2022 vs Idaho.....	Minutes.....	18 / November 9, 2024 vs UTRGV

## #2 PARKER, Alexis

## 2024-25 STATISTICS

Opponent	Date	GS	MIN	Total		3-Pointers		Free throws		Rebounds				PF	A	TO	BLK	STL	PTS	AVG
				FG-FGA	PCT	3FG-3FGA	PCT	FT-FTA	PCT	OFF	DEF	TOT	AVG							
at Texas A&M	11/07/2024		16:21	0-1	.000	0-1	.000	0-0	.000	1	1	2	2.0	1	1	0	0	0	0	0.0
UTRGV	11/09/2024	*	18:51	2-3	.667	0-0	.000	2-2	1.000	1	3	4	3.0	2	2	1	0	1	6	3.0
at New Mexico St.	11/14/2024	*	10:15	1-5	.200	1-1	1.000	0-0	.000	1	1	2	2.7	0	0	2	0	1	3	3.0
at UTEP	11/16/2024		01:25	0-0	.000	0-0	.000	0-0	.000	0	0	0	2.0	1	0	0	0	0	0	2.3
A&M-Corpus Christi	11/20/2024		08:41	0-2	.000	0-2	.000	1-2	.500	1	3	4	2.4	0	0	1	0	0	1	2.0
vs UNC Greensboro	11/28/2024		11:51	0-0	.000	0-0	.000	0-0	.000	0	1	1	2.2	2	1	0	0	0	0	1.7
vs Towson	11/29/2024		15:52	1-3	.333	0-0	.000	0-0	.000	0	1	1	2.0	0	2	0	0	1	2	1.7
Sam Houston	12/07/2024		14:57	2-7	.286	0-3	.000	0-1	.000	1	4	5	2.4	1	0	1	1	0	4	2.0
at Stanford	12/16/2024		08:48	0-2	.000	0-1	.000	0-0	.000	1	0	1	2.2	0	0	1	0	0	0	1.8
UT Arlington	12/19/2024		16:25	2-5	.400	0-1	.000	0-0	.000	2	0	2	2.2	1	0	1	0	2	4	2.0
at Texas St.	12/21/2024		07:11	0-2	.000	0-1	.000	1-2	.500	0	0	0	2.0	3	0	1	0	0	1	1.9
UAB	01/01/2025		02:30	0-0	.000	0-0	.000	0-0	.000	0	0	0	1.8	0	1	2	0	0	0	1.8
at Tulsa	01/04/2025		04:14	0-1	.000	0-0	.000	0-0	.000	0	0	0	1.7	1	0	0	0	0	0	1.6
Rice	01/08/2025		04:50	0-0	.000	0-0	.000	0-0	.000	0	0	0	1.6	1	0	0	0	0	0	1.5
<b>Totals</b>		<b>2</b>	<b>142:10</b>	<b>8-31</b>	<b>.258</b>	<b>1-10</b>	<b>.100</b>	<b>4-7</b>	<b>.571</b>	<b>8</b>	<b>14</b>	<b>22</b>	<b>1.6</b>	<b>13</b>	<b>7</b>	<b>10</b>	<b>1</b>	<b>5</b>	<b>21</b>	<b>1.5</b>


## Player Averages

Games Played	Minutes/ game	Points/ game	FG Pct	3FG Pct	FT Pct	Rebounds/ game	Assists/ game	Turnovers/ game	Assist/Turnover ratio	Steals/ game	Blocks/ game
14	10.2	1.5	25.8	10.0	57.1	1.6	0.5	0.7	0.7	0.4	0.1

# PLAYER GAME-BY-GAME STATISTICS

3

EMMA LUCIO



Sophomore • Guard • 5-9 • Edinburg, Texas • Robert Vela HS

## Lucio's Career and 2024-25 Game Highs

Career / Last	Category	2024-25 / Last
6 / November 9, 2024 vs UTRGV	Points	6 / November 9, 2024 vs UTRGV
3, 2x / December 7, 2024 vs Sam Houston	Rebounds	3 / December 7, 2024 vs Sam Houston
2, 2x / January 14, 2024 vs Charlotte	Assists	1, 4x / December 19, 2024 vs UT Arlington
1, 2x / December 19, 2024 vs UT Arlington	Steals	1 / December 19, 2024 vs UT Arlington
N/A	Blocks	N/A
2, 4x / December 19, 2024 vs UT Arlington	FG Made	2, 4x / December 19, 2024 vs UT Arlington
9 / January 2, 2024 at East Carolina	FG Attempted	6 / December 19, 2024 vs UT Arlington
vs UTRGV	3PT Made	2 / November 9, 2024 vs UTRGV
6 / January 2, 2024 at East Carolina	3PT Attempted	2, 5x / December 16, 2024 at Stanford
2 / January 14, 2024 vs Charlotte	FT Made	2 / January 4, 2025 at Tulsa
4 / January 2, 2024 at East Carolina	FT Attempted	2, 2x / January 4, 2025 at Tulsa
21 / January 2, 2024 at East Carolina	Minutes	18 / December 19, 2024 vs UT Arlington

## #3 LUCIO, Emma

## 2024-25 STATISTICS

Opponent	Date	GS	MIN	Total		3-Pointers		Free throws		Rebounds				PF	A	TO	BLK	STL	PTS	AVG
				FG-FGA	PCT	3FG-3FGA	PCT	FT-FTA	PCT	OFF	DEF	TOT	AVG							
UTRGV	11/09/2024		10:16	2-2	1.000	2-2	1.000	0-0	.000	0	2	2	2.0	0	1	1	0	0	6	6.0
at New Mexico St.	11/14/2024		04:04	0-1	.000	0-0	.000	0-0	.000	0	0	0	1.0	0	0	0	0	0	0	3.0
at UTEP	11/16/2024		04:51	1-2	.500	1-2	.500	0-0	.000	0	2	2	1.3	0	0	1	0	0	3	3.0
A&M-Corpus Christi	11/20/2024		09:21	0-3	.000	0-2	.000	0-0	.000	0	0	0	1.0	1	0	0	0	0	0	2.3
vs UNC Greensboro	11/28/2024		00:15	0-0	.000	0-0	.000	0-0	.000	0	0	0	0.8	0	0	0	0	0	0	1.8
vs Towson	11/29/2024		14:23	2-4	.500	1-2	.500	0-0	.000	0	2	2	1.0	2	1	2	0	0	5	2.3
Sam Houston	12/07/2024		12:11	0-3	.000	0-1	.000	1-2	.500	1	2	3	1.3	2	1	3	0	0	1	2.1
at Stanford	12/16/2024		08:50	2-4	.500	0-2	.000	0-0	.000	0	0	0	1.1	1	0	0	0	0	4	2.4
UT Arlington	12/19/2024		18:60	2-6	.333	0-1	.000	0-0	.000	1	0	1	1.1	2	1	3	0	1	4	2.6
at Texas St.	12/21/2024		10:04	0-2	.000	0-1	.000	0-0	.000	0	1	1	1.1	1	0	0	0	0	0	2.3
at Charlotte	12/29/2024		06:15	0-0	.000	0-0	.000	0-0	.000	1	0	1	1.1	1	0	1	0	0	0	2.1
UAB	01/01/2025		02:58	0-2	.000	0-2	.000	0-0	.000	0	0	0	1.0	0	0	0	0	0	0	1.9
at Tulsa	01/04/2025		03:49	0-0	.000	0-0	.000	2-2	1.000	0	1	1	1.0	0	0	0	0	0	2	1.9
Rice	01/08/2025		02:34	0-1	.000	0-0	.000	0-0	.000	0	0	0	0.9	1	0	1	0	0	0	1.8
<b>Totals</b>		<b>0</b>	<b>108:50</b>	<b>9-30</b>	<b>.300</b>	<b>4-15</b>	<b>.267</b>	<b>3-4</b>	<b>.750</b>	<b>3</b>	<b>10</b>	<b>13</b>	<b>0.9</b>	<b>11</b>	<b>4</b>	<b>12</b>	<b>0</b>	<b>1</b>	<b>25</b>	<b>1.8</b>

## Player Averages

Games Played	Minutes/game	Points/game	FG Pct	3FG Pct	FT Pct	Rebounds/game	Assists/game	Turnovers/game	Assist/Turnover ratio	Steals/game	Blocks/game
14	7.8	1.8	30.0	26.7	75.0	0.9	0.3	0.9	0.3	0.1	0.0

# PLAYER GAME-BY-GAME STATISTICS

4

**DAMARA ALLEN**

Freshman • Guard • 5-10 • Aurora, Colo • Cherokee Trail HS



## Allen's Career and 2024-25 Game Highs

Career / Last	Category	2024-25 / Last
11 / January 1, 2024 vs UAB	Points	11 / January 1, 2024 vs UAB
5, 2x / December 21, 2024 at Texas State	Rebounds	5, 2x / December 21, 2024 at Texas State
3, 2x / January 8, 2024 vs Rice	Assists	3, 2x / January 8, 2024 vs Rice
1, 6x / December 29, 2024 at Charlotte	Steals	1, 6x / December 29, 2024 at Charlotten
1, 4x / January 1, 2024 vs UAB	Blocks	1, 4x / January 1, 2024 vs UAB
4 / January 1, 2024 vs UAB	FG Made	4 / January 1, 2024 vs UAB
7, 2x / January 8, 2024 vs Rice	FG Attempted	7, 2x / January 8, 2024 vs Rice
3 / January 1, 2024 vs UAB	3PT Made	3 / January 1, 2024 vs UAB
5 / January 1, 2024 vs UAB	3PT Attempted	5 / January 1, 2024 vs UAB
2 / November 9, 2024 vs UTRGV	FT Made	2 / November 9, 2024 vs UTRGV
2, 3x / January 4, 2025 at Tulsa	FT Attempted	2, 3x / January 4, 2025 at Tulsa
27 / November 9, 2024 vs UTRGV	Minutes	27 / November 9, 2024 vs UTRGV

## #4 ALLEN, Damara

## 2024-25 STATISTICS

Opponent	Date	GS	MIN	Total		3-Pointers		Free throws		Rebounds				PF	A	TO	BLK	STL	PTS	AVG
				FG-FGA	PCT	3FG-3FGA	PCT	FT-FTA	PCT	OFF	DEF	TOT	AVG							
at Texas A&M	11/07/2024		15:41	2-3	.667	1-1	1.000	0-0	.000	0	2	2	2.0	3	2	1	0	1	5	5.0
UTRGV	11/09/2024	*	27:26	3-5	.600	1-3	.333	2-2	1.000	0	5	5	3.5	3	1	2	1	1	9	7.0
at New Mexico St.	11/14/2024	*	17:59	0-1	.000	0-0	.000	0-0	.000	0	1	1	2.7	1	0	1	0	1	0	4.7
at UTEP	11/16/2024		03:41	0-1	.000	0-1	.000	0-0	.000	0	0	0	2.0	2	0	1	0	0	0	3.5
A&M-Corpus Christi	11/20/2024		02:33	0-1	.000	0-1	.000	0-0	.000	0	0	0	1.6	0	0	0	0	0	0	2.8
vs UNC Greensboro	11/28/2024		04:36	0-2	.000	0-1	.000	0-0	.000	1	0	1	1.5	1	0	0	0	0	0	2.3
vs Towson	11/29/2024		12:41	1-4	.250	0-1	.000	0-0	.000	1	2	3	1.7	2	1	1	0	1	2	2.3
Sam Houston	12/07/2024		11:30	0-3	.000	0-2	.000	0-0	.000	1	1	2	1.8	0	2	0	1	0	0	2.0
UT Arlington	12/19/2024		16:51	1-2	.500	0-1	.000	1-2	.500	1	1	2	1.8	1	1	2	0	1	3	2.1
at Texas St.	12/21/2024		07:44	2-3	.667	0-0	.000	0-0	.000	2	3	5	2.1	1	0	0	0	0	4	2.3
at Charlotte	12/29/2024		14:27	2-6	.333	1-4	.250	0-0	.000	2	1	3	2.2	2	2	2	1	2	5	2.5
UAB	01/01/2025		25:17	4-7	.571	3-5	.600	0-0	.000	2	2	4	2.3	1	3	0	1	1	11	3.3
at Tulsa	01/04/2025		10:03	0-1	.000	0-1	.000	0-2	.000	0	1	1	2.2	2	2	1	0	0	0	3.0
Rice	01/08/2025	*	20:53	3-7	.429	1-3	.333	0-1	.000	2	2	4	2.4	3	3	2	0	1	7	3.3
<b>Totals</b>		<b>3</b>	<b>191:22</b>	<b>18-46</b>	<b>.391</b>	<b>7-24</b>	<b>.292</b>	<b>3-7</b>	<b>.429</b>	<b>12</b>	<b>21</b>	<b>33</b>	<b>2.4</b>	<b>22</b>	<b>17</b>	<b>13</b>	<b>4</b>	<b>9</b>	<b>46</b>	<b>3.3</b>

## Player Averages

Games Played	Minutes/game	Points/game	FG Pct	3FG Pct	FT Pct	Rebounds/game	Assists/game	Turnovers/game	Assist/Turnover ratio	Steals/game	Blocks/game
14	13.7	3.3	39.1	29.2	42.9	2.4	1.2	0.9	1.3	0.6	0.3

# PLAYER GAME-BY-GAME STATISTICS

5

**MIA HAMMONDS**

Freshman • Guard • 6-3 • Cibolo, Texas • Steele HS



## Hammonds' Career and 2024-25 Game Highs

Career / Last	Category	2024-25 / Last
3 / November 28, 2024 vs UNC Greensboro.....	Points .....	3 / November 28, 2024 vs UNC Greensboro
4 / December 19, 2024 vs UT Arlington.....	Rebounds .....	4 / December 19, 2024 vs UT Arlington
1 / November 20, 2024 vs Texas A&M-Corpus Christi.....	Assists .....	1 / November 20, 2024 vs Texas A&M-Corpus Christi
1, 2x / November 29, 2024 vs Towson .....	Steals .....	1, 2x / November 29, 2024 vs Towson
1, 2x / December 19, 2024 vs UT Arlington .....	Blocks .....	1, 2x / December 19, 2024 vs UT Arlington
1, 2x / December 21, 2024 at Texas State.....	FG Made .....	1, 2x / December 21, 2024 at Texas State
5 / December 19, 2024 vs UT Arlington.....	FG Attempted .....	5 / December 19, 2024 vs UT Arlington
1 / November 28, 2024 vs UNC Greensboro .....	3PT Made .....	1 / November 28, 2024 vs UNC Greensboro
3 / November 28, 2024 vs UNC Greensboro.....	3PT Attempted .....	3 / November 28, 2024 vs UNC Greensboro
2 / December 7, 2024 vs Sam Houston .....	FT Made .....	2 / December 7, 2024 vs Sam Houston
2, 2x / December 19, 2024 vs UT Arlington .....	FT Attempted .....	2, 2x / December 19, 2024 vs UT Arlington
11 / November 16, 2024 at UTEP.....	Minutes.....	11 / November 16, 2024 at UTEP

## #5 HAMMONDS, Mia

## 2024-25 STATISTICS

Opponent	Date	GS	MIN	Total		3-Pointers		Free throws		Rebounds											
				FG-FGA	PCT	3FG-3FGA	PCT	FT-FTA	PCT	OFF	DEF	TOT	AVG	PF	A	TO	BLK	STL	PTS	AVG	
at UTEP	11/16/2024		11:22	0-1	.000	0-0	.000	0-0	.000	0	2	2	2.0	0	0	0	0	1	0	0.0	
A&M-Corpus Christi	11/20/2024		05:17	0-1	.000	0-1	.000	0-0	.000	0	0	0	1.0	0	1	1	1	0	0	0.0	
vs UNC Greensboro	11/28/2024		10:44	1-4	.250	1-3	.333	0-0	.000	2	0	2	1.3	1	0	0	0	1	3	1.0	
vs Towson	11/29/2024		08:07	0-2	.000	0-2	.000	0-0	.000	0	2	2	1.5	1	0	1	0	1	0	0.8	
Sam Houston	12/07/2024		09:51	0-2	.000	0-1	.000	2-2	1.000	0	2	2	1.6	1	0	1	0	0	2	1.0	
at Stanford	12/16/2024		08:20	0-0	.000	0-0	.000	0-0	.000	0	1	1	1.5	1	0	0	0	0	0	0.8	
UT Arlington	12/19/2024		07:27	0-5	.000	0-1	.000	1-2	.500	1	3	4	1.9	3	0	1	1	0	1	0.9	
at Texas St.	12/21/2024		07:17	1-1	1.000	0-0	.000	0-0	.000	0	3	3	2.0	0	0	1	0	0	2	1.0	
Totals		0	68:25	2-16	.125	1-8	.125	3-4	.750	3	13	16	2.0	7	1	5	2	3	8	1.0	

## Player Averages

Games Played	Minutes/ game	Points/ game	FG Pct	3FG Pct	FT Pct	Rebounds/ game	Assists/ game	Turnovers/ game	Assist/Turnover ratio	Steals/ game	Blocks/ game
8	8.6	1.0	12.5	12.5	75.0	2.0	0.1	0.6	0.2	0.4	0.3



# PLAYER GAME-BY-GAME STATISTICS

7

**NYAYONGAH GONY**

Redshirt Senior • Forward • 6-4 • Lincoln, Neb. • Lincoln HS • Miami (FL) • Miss State



## Gony's Career and 2024-25 Game Highs (\* at Previous Schools)

Career / Last	Category	2024-25 / Last
13 / January 17, 2021 at Syracuse*	Points	7 / November 16, 2024 at UTEP
10 / November 29, 2023 vs Miami (FL)*	Rebounds	6 / November 16, 2024 at UTEP
3 / November 29, 2022 vs ULM*	Assists	1 / November 14, 2024 at New Mexico State
3 / November 7, 2024 at Texas A&M	Steals	3 / November 7, 2024 at Texas A&M
3 / November 29, 2023 vs Miami (FL)*	Blocks	2 / November 9, 2024 vs UTRGV
4 / January 17, 2021 at Syracuse*	FG Made	2 / November 16, 2024 at UTEP
9 / November 29, 2023 vs Miami (FL)*	FG Attempted	4 / November 7, 2024 at Texas A&M
3 / February 14, 2021 at Florida State*	3PT Made	1 / November 14, 2024 at New Mexico State
8 / February 14, 2021 at Florida State*	3PT Attempted	1, 5x / January 4, 2025 at Tulsa
4, 2x / November 9, 2024 vs UTRGV	FT Made	4 / November 9, 2024 vs UTRGV
4, 2x / November 9, 2024 vs UTRGV	FT Attempted	4, 2x / November 16, 2024 at UTEP
38 / November 29, 2023 vs Miami (FL)*	Minutes	25 / November 16, 2024 at UTEP

## #7 GONY, Nyayongah

## 2024-25 STATISTICS

Opponent	Date	GS	MIN	Total		3-Pointers		Free throws		Rebounds											
				FG-FGA	PCT	3FG-3FGA	PCT	FT-FTA	PCT	OFF	DEF	TOT	AVG	PF	A	TO	BLK	STL	PTS	AVG	
at Texas A&M	11/07/2024		16:54	0-4	.000	0-1	.000	0-0	.000	1	2	3	3.0	1	0	2	1	3	0	0.0	
UTRGV	11/09/2024		12:24	1-2	.500	0-0	.000	4-4	1.000	1	2	3	3.0	1	0	2	2	0	6	3.0	
at New Mexico St.	11/14/2024		11:19	1-2	.500	1-1	1.000	0-0	.000	1	2	3	3.0	2	1	2	1	0	3	3.0	
at UTEP	11/16/2024		25:43	2-3	.667	0-0	.000	3-4	.750	3	3	6	3.8	1	0	1	0	0	7	4.0	
A&M-Corpus Christi	11/20/2024		11:39	1-2	.500	0-1	.000	0-0	.000	3	0	3	3.6	3	0	2	0	0	2	3.6	
vs UNC Greensboro	11/28/2024		09:20	1-2	.500	0-0	.000	0-0	.000	0	0	0	3.0	2	0	0	0	1	2	3.3	
vs Towson	11/29/2024		05:38	0-1	.000	0-0	.000	0-0	.000	0	1	1	2.7	0	0	1	0	0	0	2.9	
at Stanford	12/16/2024		01:45	0-0	.000	0-0	.000	0-0	.000	0	0	0	2.4	0	0	1	0	0	0	2.5	
UT Arlington	12/19/2024		10:13	1-2	.500	0-0	.000	0-0	.000	2	2	4	2.6	3	0	1	0	0	2	2.4	
at Texas St.	12/21/2024		10:09	1-2	.500	0-1	.000	0-1	.000	0	0	0	2.3	1	0	0	1	0	2	2.4	
at Charlotte	12/29/2024		11:03	0-2	.000	0-1	.000	0-0	.000	0	2	2	2.3	1	0	2	0	0	0	2.2	
at Tulsa	01/04/2025		01:42	0-1	.000	0-1	.000	0-0	.000	0	0	0	2.1	0	0	0	0	0	0	2.0	
Totals		0	127:49	8-23	.348	1-6	.167	7-9	.778	11	14	25	2.1	15	1	14	5	4	24	2.0	

## Player Averages

Games Played	Minutes/game	Points/game	FG Pct	3FG Pct	FT Pct	Rebounds/game	Assists/game	Turnovers/game	Assist/Turnover ratio	Steals/game	Blocks/game
12	10.7	2.0	34.8	16.7	77.8	2.1	0.1	1.2	0.1	0.3	0.4

# PLAYER GAME-BY-GAME STATISTICS

8

**NINA DE LEON NEGRON**

Graduate Student • Guard • 5-6 • San Juan, Puerto Rico • Montverde Academy • Austin Peay • UIW



## De Leon Negrón's Career and 2024-25 Game Highs (\* at Previous Schools)

Career / Last	Category	2024-25 / Last
28 / March 2, 2024 vs New Orleans*	Points	19 / January 8, 2024 vs Rice
13 / February 23, 2023 vs Northwestern State*	Rebounds	10 / December 16, 2024 at Stanford
9, 2x / March 1, 2023 vs Northwestern State*	Assists	8, 5x / December 21, 2024 at Texas State
5, 6x / December 21, 2024 at Texas State	Steals	5 / December 21, 2024 at Texas State
2 / December 21, 2022 at SMU*	Blocks	N/A
10 / March 2, 2024 vs New Orleans*	FG Made	7 / January 8, 2024 vs Rice
18 / March 12, 2024 vs A&M-Commerce *	FG Attempted	15 / January 8, 2024 vs Rice
4, 2x / November 14, 2024 at New Mexico State	3PT Made	4 / November 14, 2024 at New Mexico State
10 / November 20, 2022 vs Texas Lutheran*	3PT Attempted	6 / December 29, 2024 at Charlotte
8, 2x / February 29, 2024 vs Southeastern Louisiana*	FT Made	4 / January 8, 2024 vs Rice
12 / December 15, 2022 vs UTSA*	FT Attempted	4, 4x / January 8, 2024 vs Rice
44 / March 2, 2024 vs New Orleans*	Minutes	39 / January 8, 2024 vs Rice

## #8 DE LEON NEGRON, Nina

## 2024-25 STATISTICS

Opponent	Date	GS	MIN	Total FG-FGA	PCT	3-Pointers 3FG-3FGA	PCT	Free throws FT-FTA	PCT	Rebounds OFF DEF TOT AVG	PF	A	TO	BLK	STL	PTS	AVG
at Texas A&M	11/07/2024	*	19:35	2-7	.286	0-2	.000	0-1	.000	0 1 1 1.0	1	1	2	0	0	4	4.0
at New Mexico St.	11/14/2024	*	25:39	5-9	.556	4-5	.800	0-0	.000	2 1 3 2.0	3	3	3	0	1	14	9.0
at UTEP	11/16/2024	*	37:13	5-10	.500	1-2	.500	2-2	1.000	1 0 1 1.7	1	8	3	0	0	13	10.3
A&M-Corpus Christi	11/20/2024	*	24:42	5-8	.625	3-6	.500	3-4	.750	0 3 3 2.0	2	3	1	0	2	16	11.8
vs UNC Greensboro	11/28/2024	*	31:55	1-9	.111	0-3	.000	3-4	.750	1 5 6 2.8	1	4	0	0	1	5	10.4
vs Towson	11/29/2024	*	28:51	6-7	.857	2-2	1.000	0-0	.000	1 4 5 3.2	0	8	0	0	4	14	11.0
Sam Houston	12/07/2024	*	27:22	1-5	.200	0-2	.000	0-0	.000	0 3 3 3.1	2	8	3	0	1	2	9.7
at Stanford	12/16/2024	*	35:23	5-13	.385	1-5	.200	1-4	.250	2 8 10 4.0	1	3	6	0	1	12	10.0
UT Arlington	12/19/2024	*	22:22	3-5	.600	1-2	.500	0-0	.000	1 5 6 4.2	1	8	1	0	1	7	9.7
at Texas St.	12/21/2024	*	30:18	3-8	.375	1-3	.333	2-2	1.000	0 6 6 4.4	3	8	6	0	5	9	9.6
at Charlotte	12/29/2024	*	35:27	4-11	.364	2-6	.333	0-0	.000	1 4 5 4.5	2	7	2	0	2	10	9.6
UAB	01/01/2025	*	32:03	3-4	.750	1-1	1.000	0-0	.000	2 6 8 4.8	3	6	1	0	1	7	9.4
at Tulsa	01/04/2025	*	28:33	1-8	.125	0-4	.000	1-2	.500	1 6 7 4.9	4	1	3	0	3	3	8.9
Rice	01/08/2025	*	39:25	7-15	.467	1-4	.250	4-4	1.000	5 3 8 5.1	1	5	3	0	4	19	9.6
<b>Totals</b>			<b>13 418:50</b>	<b>51-119</b>	<b>.429</b>	<b>17-47</b>	<b>.362</b>	<b>16-23</b>	<b>.696</b>	<b>17 55 72 5.1</b>	<b>25</b>	<b>73</b>	<b>34</b>	<b>0</b>	<b>26</b>	<b>135</b>	<b>9.6</b>

## Player Averages

Games Played	Minutes/game	Points/game	FG Pct	3FG Pct	FT Pct	Rebounds/game	Assists/game	Turnovers/game	Assist/Turnover ratio	Steals/game	Blocks/game
14	29.9	9.6	42.9	36.2	69.6	5.1	5.2	2.4	2.1	1.9	0.0

# PLAYER GAME-BY-GAME STATISTICS

11

SIDNEY LOVE

Junior • Guard • 5-8 • Cibolo, Texas. • Steele HS



## Love's Career and 2024-25 Game Highs

Career / Last	Category	2024-25 / Last
26 / November 18, 2023 at UT Arlington	Points	21, 2x / December 19, 2024 vs UT Arlington
10 / January 21, 2023 at FIU	Rebounds	8 / January 4, 2025 at Tulsa
11 / November 9, 2024 vs UTRGV	Assists	11 / November 9, 2024 vs UTRGV
5 / November 9, 2024 vs UTRGV	Steals	5 / November 9, 2024 vs UTRGV
1, 11x / December 29, 2024 at Charlotte	Blocks	1, 3x / December 29, 2024 at Charlotte
9 / December 31, 2022 vs UAB	FG Made	8, 3x / January 1, 2024 vs UAB
19 / January 1, 2024 vs UAB	FG Attempted	19 / January 1, 2024 vs UAB
5 / December 31, 2022 vs UAB	3PT Made	3, 2x / December 19, 2024 vs UT Arlington
10 / January 1, 2024 vs UAB	3PT Attempted	10 / January 1, 2024 vs UAB
13 / November 18, 2023 at UT Arlington	FT Made	4 / November 7, 2024 at Texas A&M
15 / November 18, 2023 at UT Arlington	FT Attempted	8 / November 7, 2024 at Texas A&M
39 / January 1, 2024 vs UAB	Minutes	39 / January 1, 2024 vs UAB

## #11 LOVE, Sidney

## 2024-25 STATISTICS

Opponent	Date	GS	MIN	Total		3-Pointers		Free throws		Rebounds				PF	A	TO	BLK	STL	PTS	AVG
				FG-FGA	PCT	3FG-3FGA	PCT	FT-FTA	PCT	OFF	DEF	TOT	AVG							
at Texas A&M	11/07/2024	*	35:03	3-10	.300	0-2	.000	4-8	.500	2	3	5	5.0	3	1	4	0	2	10	10.0
UTRGV	11/09/2024	*	36:60	8-13	.615	3-6	.500	2-2	1.000	2	3	5	5.0	1	11	2	0	5	21	15.5
at New Mexico St.	11/14/2024	*	32:25	3-11	.273	0-3	.000	2-2	1.000	0	4	4	4.7	0	7	3	0	1	8	13.0
at UTEP	11/16/2024	*	24:56	1-1	1.000	1-1	1.000	0-0	.000	0	2	2	4.0	3	3	2	0	0	3	10.5
A&M-Corpus Christi	11/20/2024	*	26:20	4-12	.333	0-5	.000	0-0	.000	2	1	3	3.8	2	2	2	0	2	8	10.0
vs UNC Greensboro	11/28/2024	*	34:44	3-12	.250	1-6	.167	0-0	.000	2	2	4	3.8	1	5	2	1	0	7	9.5
vs Towson	11/29/2024	*	24:28	1-5	.200	1-1	1.000	2-2	1.000	1	0	1	3.4	0	5	0	0	2	5	8.9
Sam Houston	12/07/2024	*	26:06	4-7	.571	0-2	.000	2-2	1.000	0	1	1	3.1	3	5	2	1	2	10	9.0
at Stanford	12/16/2024	*	37:44	6-14	.429	2-4	.500	0-1	.000	0	4	4	3.2	3	0	1	1	1	14	9.6
UT Arlington	12/19/2024	*	21:09	8-10	.800	3-3	1.000	2-2	1.000	0	4	4	3.3	2	1	1	0	3	21	10.7
at Texas St.	12/21/2024	*	32:46	6-13	.462	1-3	.333	2-2	1.000	0	2	2	3.2	1	3	5	0	0	15	11.1
at Charlotte	12/29/2024	*	33:07	5-10	.500	1-5	.200	0-0	.000	0	1	1	3.0	2	3	1	1	0	11	11.1
UAB	01/01/2025	*	39:24	8-19	.421	2-10	.200	1-2	.500	1	4	5	3.2	2	7	6	0	2	19	11.7
at Tulsa	01/04/2025	*	36:51	2-11	.182	1-6	.167	0-0	.000	1	7	8	3.5	4	3	1	0	0	5	11.2
Totals		14	442:02	62-148	.419	16-57	.281	17-23	.739	11	38	49	3.5	27	56	32	4	20	157	11.2

## Player Averages

Games Played	Minutes/game	Points/game	FG Pct	3FG Pct	FT Pct	Rebounds/game	Assists/game	Turnovers/game	Assist/Turnover ratio	Steals/game	Blocks/game
14	31.6	11.2	41.9	28.1	73.9	3.5	4.0	2.3	1.8	1.4	0.3

# PLAYER GAME-BY-GAME STATISTICS

12

**AYSIA PROCTOR**

Sophomore • Guard • 5-8 • Schertz, Texas • Samuel Clemens HS



## Proctor's Career and 2024-25 Game Highs

Career / Last	Category	2024-25 / Last
20 / December 17, 2023 at Oregon	Points	2, 3x / January 8, 2024 vs Rice
13 / January 14, 2024 vs Charlotte	Rebounds	2 / January 8, 2024 vs Rice
5 / January 26, 2024 at SMU	Assists	2 / December 19, 2024 vs UT Arlington
3 / January 16, 2024 vs South Florida	Steals	N/A
2 / January 6, 2024 vs Wichita State	Blocks	N/A
9, 2x / December 17, 2023 at Oregon	FG Made	1, 3x / January 8, 2024 vs Rice
21 / December 17, 2023 at Oregon	FG Attempted	6 / January 8, 2024 vs Rice
5 / January 14, 2024 vs Charlotte	3PT Made	N/A
9 / February 18, 2024 at North Texas	3PT Attempted	1, 2x / January 8, 2024 vs Rice
3, 2x / February 25, 2024 vs Florida Atlantic	FT Made	N/A
4, 2x / February 25, 2024 vs Florida Atlantic	FT Attempted	N/A
38 / January 14, 2024 vs Charlotte	Minutes	14 / January 8, 2024 vs Rice

## #12 PROCTOR, Aysia

## 2024-25 STATISTICS

Opponent	Date	GS	MIN	Total		3-Pointers		Free throws		Rebounds				PF		A	TO	BLK	STL	PTS	AVG
				FG-FGA	PCT	3FG-3FGA	PCT	FT-FTA	PCT	OFF	DEF	TOT	AVG								
UT Arlington	12/19/2024		07:40	0-2	.000	0-0	.000	0-0	.000	0	1	1	1.0	0	2	1	0	0	0	0	0.0
at Texas St.	12/21/2024		05:40	1-2	.500	0-0	.000	0-0	.000	0	1	1	1.0	0	0	0	0	0	0	2	1.0
UAB	01/01/2025		01:57	1-1	1.000	0-0	.000	0-0	.000	1	0	1	1.0	0	0	0	0	0	0	2	1.3
at Tulsa	01/04/2025		02:21	0-2	.000	0-1	.000	0-0	.000	0	0	0	0.8	0	0	0	0	0	0	0	1.0
Rice	01/08/2025		14:39	1-6	.167	0-1	.000	0-0	.000	1	1	2	1.0	1	0	0	0	0	0	2	1.2
<b>Totals</b>		<b>0</b>	<b>32:17</b>	<b>3-13</b>	<b>.231</b>	<b>0-2</b>	<b>.000</b>	<b>0-0</b>	<b>.000</b>	<b>2</b>	<b>3</b>	<b>5</b>	<b>1.0</b>	<b>1</b>	<b>2</b>	<b>1</b>	<b>0</b>	<b>0</b>	<b>0</b>	<b>6</b>	<b>1.2</b>

## Player Averages

Games Played	Minutes/game	Points/game	FG Pct	3FG Pct	FT Pct	Rebounds/game	Assists/game	Turnovers/game	Assist/Turnover ratio	Steals/game	Blocks/game
5	6.5	1.2	23.1	0.0	0.0	1.0	0.4	0.2	2.0	0.0	0.0



# PLAYER GAME-BY-GAME STATISTICS

13

TAYLOR ROSS

Freshman • Forward • 6-1 • San Antonio, Texas • Brennan HS



## Ross' Career and 2024-25 Game Highs

Career / Last	Category	2024-25 / Last
7 / November 29, 2024 vs Towson	Points	7 / November 29, 2024 vs Towson
6 / December 7, 2024 vs Sam Houston	Rebounds	6 / December 7, 2024 vs Sam Houston
N/A	Assists	N/A
1, 3x / December 21, 2024 at Texas State	Steals	1, 3x / December 21, 2024 at Texas State
3 / December 7, 2024 vs Sam Houston	Blocks	3 / December 7, 2024 vs Sam Houston
3 / January 8, 2024 vs Rice	FG Made	3 / January 8, 2024 vs Rice
6 / January 8, 2024 vs Rice	FG Attempted	6 / January 8, 2024 vs Rice
1, 3x / December 19, 2024 vs UT Arlington	3PT Made	1, 3x / December 19, 2024 vs UT Arlington
2, 2x / January 8, 2024 vs Rice	3PT Attempted	2, 2x / January 8, 2024 vs Rice
3 / December 19, 2024 vs UT Arlington	FT Made	3 / December 19, 2024 vs UT Arlington
4 / December 19, 2024 vs UT Arlington	FT Attempted	4 / December 19, 2024 vs UT Arlington
13 / December 19, 2024 vs UT Arlington	Minutes	13 / December 19, 2024 vs UT Arlington

## #13 ROSS, Taylor

## 2024-25 STATISTICS

Opponent	Date	GS	MIN	Total		3-Pointers		Free throws		Rebounds				PF	A	TO	BLK	STL	PTS	AVG
				FG-FGA	PCT	3FG-3FGA	PCT	FT-FTA	PCT	OFF	DEF	TOT	AVG							
at Texas A&M	11/07/2024		02:26	0-0	.000	0-0	.000	0-0	.000	0	0	0	0.0	1	0	1	0	0	0	0.0
A&M-Corpus Christi	11/20/2024		05:52	0-2	.000	0-0	.000	0-0	.000	2	2	4	2.0	1	0	1	0	0	0	0.0
vs UNC Greensboro	11/28/2024		05:37	1-1	1.000	0-0	.000	0-0	.000	1	1	2	2.0	2	0	1	0	0	2	0.7
vs Towson	11/29/2024		10:54	2-3	.667	1-2	.500	2-3	.667	2	1	3	2.3	1	0	1	0	1	7	2.3
Sam Houston	12/07/2024		06:59	2-2	1.000	0-0	.000	1-1	1.000	2	4	6	3.0	0	0	0	3	0	5	2.8
at Stanford	12/16/2024		04:41	1-1	1.000	1-1	1.000	0-0	.000	0	3	3	3.0	0	0	0	0	0	3	2.8
UT Arlington	12/19/2024		13:48	1-4	.250	1-1	1.000	3-4	.750	2	2	4	3.1	2	0	0	1	1	6	3.3
at Texas St.	12/21/2024		06:08	0-2	.000	0-0	.000	0-0	.000	0	1	1	2.9	4	0	3	1	1	0	2.9
at Charlotte	12/29/2024		03:04	0-0	.000	0-0	.000	0-0	.000	0	1	1	2.7	1	0	0	2	0	0	2.6
Rice	01/08/2025		06:21	3-6	.500	0-2	.000	0-0	.000	3	1	4	2.8	1	0	0	0	0	6	2.9
<b>Totals</b>			<b>0 65:50</b>	<b>10-21</b>	<b>.476</b>	<b>3-6</b>	<b>.500</b>	<b>6-8</b>	<b>.750</b>	<b>12</b>	<b>16</b>	<b>28</b>	<b>2.8</b>	<b>13</b>	<b>0</b>	<b>7</b>	<b>7</b>	<b>3</b>	<b>29</b>	<b>2.9</b>

## Player Averages

Games Played	Minutes/game	Points/game	FG Pct	3FG Pct	FT Pct	Rebounds/game	Assists/game	Turnovers/game	Assist/Turnover ratio	Steals/game	Blocks/game
10	6.6	2.9	47.6	50.0	75.0	2.8	0.0	0.7	0.0	0.3	0.7

# PLAYER GAME-BY-GAME STATISTICS

20

MAYA LINTON

Junior • Forward • 6-0 • Duncanville, Texas • Duncanville HS

## Career / Last

## Linton's Career and 2024-25 Game Highs

## Category

## 2024-25 / Last

15 / November 18, 2023 at UT Arlington	Points	12 / November 16, 2024 at UTEP
10 / November 18, 2023 at UT Arlington	Rebounds	9 / December 29, 2024 at Charlotte
3, 2x / January 4, 2025 at Tulsa	Assists	3, 2x / January 4, 2025 at Tulsa
3, 4x / December 29, 2024 at Charlotte	Steals	3, 2x / December 29, 2024 at Charlotte
2 / March 10, 2023 vs Western Kentucky	Blocks	1, 5x / January 8, 2024 vs Rice
6 / November 18, 2023 at UT Arlington	FG Made	5 / November 16, 2024 at UTEP
11 / November 18, 2023 at UT Arlington	FG Attempted	9 / November 14, 2024 at New Mexico State
2, 4x / December 29, 2024 at Charlotte	3PT Made	2, 3x / December 29, 2024 at Charlotte
5 / December 29, 2024 at Charlotte	3PT Attempted	5 / December 29, 2024 at Charlotte
5 / November 28, 2024 vs UNC Greensboro	FT Made	5 / November 28, 2024 vs UNC Greensboro
8 / November 24, 2023 at Sam Houston	FT Attempted	6 / November 28, 2024 vs UNC Greensboro
35 / January 8, 2024 vs Rice	Minutes	35 / January 8, 2024 vs Rice

## #20 LINTON, Maya

## 2024-25 STATISTICS

Opponent	Date	GS	MIN	Total		3-Pointers		Free throws		Rebounds											
				FG-FGA	PCT	3FG-3FGA	PCT	FT-FTA	PCT	OFF	DEF	TOT	AVG	PF	A	TO	BLK	STL	PTS	AVG	
at Texas A&M	11/07/2024	*	13:48	1-3	.333	1-3	.333	0-0	.000	0	1	1	1.0	5	0	0	0	2	3	3.0	
UTRGV	11/09/2024		12:18	0-0	.000	0-0	.000	0-0	.000	0	0	0	0.5	1	0	2	0	1	0	1.5	
at New Mexico St.	11/14/2024		16:44	3-9	.333	1-4	.250	0-1	.000	2	1	3	1.3	4	0	2	0	0	7	3.3	
at UTEP	11/16/2024	*	26:46	5-8	.625	2-3	.667	0-0	.000	1	0	1	1.3	4	2	1	1	1	12	5.5	
A&M-Corpus Christi	11/20/2024	*	23:27	1-4	.250	0-3	.000	1-2	.500	4	4	8	2.6	3	2	2	1	3	3	5.0	
vs UNC Greensboro	11/28/2024	*	28:35	2-5	.400	2-4	.500	5-6	.833	1	2	3	2.7	1	3	6	1	2	11	6.0	
vs Towson	11/29/2024	*	16:42	1-4	.250	0-3	.000	0-0	.000	0	1	1	2.4	1	2	4	0	1	2	5.4	
Sam Houston	12/07/2024	*	18:03	3-7	.429	1-2	.500	1-2	.500	2	2	4	2.6	4	1	2	0	1	8	5.8	
at Stanford	12/16/2024	*	21:11	0-3	.000	0-0	.000	0-0	.000	0	3	3	2.7	5	1	1	0	2	0	5.1	
UT Arlington	12/19/2024	*	12:38	0-2	.000	0-1	.000	0-0	.000	0	0	0	2.4	3	0	2	0	0	0	4.6	
at Texas St.	12/21/2024	*	19:00	0-2	.000	0-1	.000	1-2	.500	1	4	5	2.6	3	0	4	0	2	1	4.3	
at Charlotte	12/29/2024	*	31:08	4-7	.571	2-5	.400	1-4	.250	4	5	9	3.2	3	1	4	0	3	11	4.8	
UAB	01/01/2025	*	16:25	0-3	.000	0-1	.000	0-0	.000	0	0	0	2.9	2	0	2	1	0	0	4.5	
at Tulsa	01/04/2025	*	34:08	1-2	.500	1-2	.500	1-2	.500	1	5	6	3.1	3	3	4	0	0	4	4.4	
Rice	01/08/2025	*	35:12	1-3	.333	0-2	.000	1-1	1.000	1	0	1	3.0	2	1	0	1	1	3	4.3	
Totals		13	326:06	22-62	.355	10-34	.294	11-20	.550	17	28	45	3.0	44	16	36	5	19	65	4.3	

## Player Averages


Games Played	Minutes/game	Points/game	FG Pct	3FG Pct	FT Pct	Rebounds/game	Assists/game	Turnovers/game	Assist/Turnover ratio	Steals/game	Blocks/game
15	21.7	4.3	35.5	29.4	55.0	3.0	1.1	2.4	0.4	1.3	0.3

# PLAYER GAME-BY-GAME STATISTICS

# 21

# CHEYENNE ROWE

Junior • Forward • 6-2 • Ajax, Ontario, Canada • Bill Crothers Secondary School • James Madison



## Rowe's Career and 2024-25 Game Highs (\* at James Madison)

Career / Last	Category	2024-25 / Last
11 / December 4, 2022 vs UMES*	Points	10, 2x / December 21, 2024 at Texas State
9 / November 6, 2023 at Arizona State	Rebounds	6, 2x / December 7, 2024 vs Sam Houston
2 / December 7, 2024 vs Sam Houston	Assists	2 / December 7, 2024 vs Sam Houston
1, 10x / January 8, 2024 vs Rice	Steals	1, 3x / January 8, 2024 vs Rice
2, 2x / December 17, 2022 at Hampton*	Blocks	1, 3x / December 19, 2024 vs UT Arlington
5, 2x / November 29, 2024 vs Towson	FG Made	5 / November 29, 2024 vs Towson
9 / November 29, 2024 vs Towson	FG Attempted	9 / November 29, 2024 vs Towson
1, 2x / January 1, 2024 vs UAB	3PT Made	1 / January 1, 2024 vs UAB
2, 2x / January 4, 2025 at Tulsa	3PT Attempted	2, 2x / January 4, 2025 at Tulsa
4 / February 28, 2024 at Memphis	FT Made	3 / December 16, 2024 at Stanford
4, 5x / December 16, 2024 at Stanford	FT Attempted	4 / December 16, 2024 at Stanford
21 / January 8, 2024 vs Rice	Minutes	21 / January 8, 2024 vs Rice

## #21 ROWE, Cheyenne

## 2024-25 STATISTICS

Opponent	Date	GS	MIN	Total		3-Pointers		Free throws		Rebounds				PF	A	TO	BLK	STL	PTS	AVG
				FG-FGA	PCT	3FG-3FGA	PCT	FT-FTA	PCT	OFF	DEF	TOT	AVG							
at Texas A&M	11/07/2024		07:17	0-4	.000	0-1	.000	1-2	.500	0	1	1	1.0	2	0	2	0	0	1	1.0
UTRGV	11/09/2024		09:26	0-2	.000	0-0	.000	0-0	.000	0	1	1	1.0	1	0	0	1	0	0	0.5
at New Mexico St.	11/14/2024		14:44	1-1	1.000	0-0	.000	0-0	.000	1	1	2	1.3	0	0	0	0	0	2	1.0
at UTEP	11/16/2024		09:25	0-1	.000	0-0	.000	2-2	1.000	0	2	2	1.5	2	0	0	0	0	2	1.3
A&M-Corpus Christi	11/20/2024		08:56	1-4	.250	0-1	.000	1-2	.500	3	3	6	2.4	2	0	1	0	0	3	1.6
vs UNC Greensboro	11/28/2024		10:24	3-5	.600	0-0	.000	2-2	1.000	3	2	5	2.8	3	0	0	0	0	8	2.7
vs Towson	11/29/2024		16:33	5-9	.556	0-2	.000	0-0	.000	1	2	3	2.9	1	1	1	0	0	10	3.7
Sam Houston	12/07/2024		15:50	4-4	1.000	0-0	.000	0-0	.000	5	1	6	3.3	2	2	0	1	1	8	4.3
at Stanford	12/16/2024		18:35	2-3	.667	0-0	.000	3-4	.750	2	2	4	3.3	1	1	1	0	0	7	4.6
UT Arlington	12/19/2024		15:27	2-3	.667	0-0	.000	0-0	.000	1	4	5	3.5	0	0	3	1	1	4	4.5
at Texas St.	12/21/2024		15:01	4-5	.800	0-0	.000	2-2	1.000	3	1	4	3.5	4	0	1	0	0	10	5.0
at Charlotte	12/29/2024		08:14	0-1	.000	0-0	.000	0-0	.000	0	1	1	3.3	4	0	3	0	0	0	4.6
UAB	01/01/2025		17:13	3-6	.500	1-1	1.000	1-2	.500	2	2	4	3.4	0	0	0	0	0	8	4.8
at Tulsa	01/04/2025		12:51	4-6	.667	0-2	.000	0-0	.000	0	1	1	3.2	1	0	1	0	0	8	5.1
Rice	01/08/2025		21:26	1-6	.167	0-0	.000	2-2	1.000	0	1	1	3.1	1	1	1	0	1	4	5.0
<b>Totals</b>		<b>0</b>	<b>201:23</b>	<b>30-60</b>	<b>.500</b>	<b>1-7</b>	<b>.143</b>	<b>14-18</b>	<b>.778</b>	<b>21</b>	<b>25</b>	<b>46</b>	<b>3.1</b>	<b>24</b>	<b>5</b>	<b>14</b>	<b>3</b>	<b>3</b>	<b>75</b>	<b>5.0</b>

## Player Averages

Games Played	Minutes/ game	Points/ game	FG Pct	3FG Pct	FT Pct	Rebounds/ game	Assists/ game	Turnovers/ game	Assist/Turnover ratio	Steals/ game	Blocks/ game
15	13.4	5.0	50.0	14.3	77.8	3.1	0.3	0.9	0.4	0.2	0.2

# PLAYER GAME-BY-GAME STATISTICS

25

IDARA UDO

Sophomore • Forward • 6-1 • Plano, Texas • Plano East HS



## Udo's Career and 2024-25 Game Highs

Career / Last	Category	2024-25 / Last
26 / January 14, 2024 vs Charlotte	Points	15 / December 7, 2024 vs Sam Houston
13 / February 25, 2024 vs Florida Atlantic	Rebounds	10, 2x / January 4, 2025 at Tulsa
4 / January 10, 2024 at Florida Atlantic	Assists	3 / December 7, 2024 vs Sam Houston
2, 3x / March 21, 2024 vs Northern Colorado	Steals	1, 7x / January 8, 2024 vs Rice
5 / January 8, 2024 vs Rice	Blocks	5 / January 8, 2024 vs Rice
9 / January 14, 2024 vs Charlotte	FG Made	6 / December 7, 2024 vs Sam Houston
13 / January 14, 2024 vs Charlotte	FG Attempted	10, 2x / November 28, 2024 vs UNC Greensboro
1, 2x / December 19, 2024 vs UT Arlington	3PT Made	1, 2x / December 19, 2024 vs UT Arlington
1, 6x / January 8, 2024 vs Rice	3PT Attempted	1, 6x / January 8, 2024 vs Rice
8 / January 14, 2024 vs Charlotte	FT Made	4 / November 28, 2024 vs UNC Greensboro
10 / January 14, 2024 vs Charlotte	FT Attempted	6 / December 29, 2024 at Charlotte
36 / January 14, 2024 vs Charlotte	Minutes	30 / January 4, 2025 at Tulsa

## #25 UDO, Idara

## 2024-25 STATISTICS

Opponent	Date	GS	MIN	Total		3-Pointers		Free throws		Rebounds											
				FG-FGA	PCT	3FG-3FGA	PCT	FT-FTA	PCT	OFF	DEF	TOT	AVG	PF	A	TO	BLK	STL	PTS	AVG	
at Texas A&M	11/07/2024	*	20:53	1-4	.250	0-0	.000	0-0	.000	3	4	7	7.0	4	1	1	1	0	2	2.0	
UTRGV	11/09/2024	*	24:52	2-6	.333	0-1	.000	0-2	.000	1	1	2	4.5	5	1	4	1	0	4	3.0	
at New Mexico St.	11/14/2024	*	21:19	4-5	.800	1-1	1.000	2-2	1.000	3	1	4	4.3	2	0	2	0	1	11	5.7	
at UTEP	11/16/2024	*	17:46	3-7	.429	0-1	.000	0-0	.000	2	1	3	4.0	4	0	6	1	1	6	5.8	
A&M-Corpus Christi	11/20/2024	*	20:06	3-10	.300	0-0	.000	1-2	.500	9	1	10	5.2	3	1	3	0	1	7	6.0	
vs UNC Greensboro	11/28/2024	*	24:10	3-10	.300	0-1	.000	4-4	1.000	3	4	7	5.5	2	0	2	1	0	10	6.7	
vs Towson	11/29/2024	*	20:52	3-9	.333	0-0	.000	0-0	.000	3	3	6	5.6	1	1	0	0	1	6	6.6	
Sam Houston	12/07/2024	*	27:14	6-8	.750	0-0	.000	3-4	.750	5	3	8	5.9	3	3	3	1	0	15	7.6	
at Stanford	12/16/2024	*	22:22	1-7	.143	0-0	.000	1-2	.500	3	3	6	5.9	4	1	3	2	0	3	7.1	
UT Arlington	12/19/2024	*	13:39	3-5	.600	1-1	1.000	3-4	.750	0	2	2	5.5	2	0	1	0	0	10	7.4	
at Texas St.	12/21/2024	*	20:17	3-5	.600	0-0	.000	1-1	1.000	3	3	6	5.5	3	2	1	0	1	7	7.4	
at Charlotte	12/29/2024	*	22:35	4-9	.444	0-0	.000	1-6	.167	5	3	8	5.8	4	0	3	1	1	9	7.5	
UAB	01/01/2025	*	26:39	1-3	.333	0-0	.000	2-2	1.000	3	3	6	5.8	2	1	4	0	1	4	7.2	
at Tulsa	01/04/2025	*	30:16	3-8	.375	0-0	.000	2-2	1.000	6	4	10	6.1	2	1	1	0	0	8	7.3	
Rice	01/08/2025	*	19:35	2-3	.667	0-1	.000	1-2	.500	1	2	3	5.9	4	1	2	5	1	5	7.1	
Totals		15	332:34	42-99	.424	2-6	.333	21-33	.636	50	38	88	5.9	45	13	36	13	8	107	7.1	

## Player Averages

Games Played	Minutes/game	Points/game	FG Pct	3FG Pct	FT Pct	Rebounds/game	Assists/game	Turnovers/game	Assist/Turnover ratio	Steals/game	Blocks/game
15	22.2	7.1	42.4	33.3	63.6	5.9	0.9	2.4	0.4	0.5	0.9



# PLAYER GAME-BY-GAME STATISTICS

32

JORDYN JENKINS

Redshirt Senior • Forward • 6-0 • Renton, Washington • Kentridge HS • Southern California



## Jenkins' Career and 2023-25 Game Highs (\* at USC)

Career / Last	Category	2023-24 / Last
40 / February 20, 2023 at North Texas	Points	30, 2x / January 4, 2025 at Tulsa
16 / January 4, 2023 vs Middle Tennessee	Rebounds	14 / January 8, 2024 vs Rice
5 / January 16, 2022 vs Washington*	Assists	2, 4x / January 8, 2024 vs Rice
5 / November 20, 2024 vs Texas A&M-Corpus Christi	Steals	5 / November 20, 2024 vs Texas A&M-Corpus Christi
4, 2x / November 20, 2024 vs Texas A&M-Corpus Christi	Blocks	4 / November 20, 2024 vs Texas A&M-Corpus Christi
15 / January 11, 2023 vs UTEP	FG Made	10 / November 16, 2024 at UTEP
22 / January 11, 2023 vs UTEP	FG Attempted	18, 3x / January 8, 2024 vs Rice
3, 4x / February 20, 2023 at North Texas	3PT Made	2, 2x / January 1, 2024 vs UAB
6 / March 8, 2023 vs Florida Atlantic	3PT Attempted	5 / January 1, 2024 vs UAB
13 / February 20, 2023 at North Texas	FT Made	11 / January 4, 2025 at Tulsa
16 / February 20, 2023 at North Texas	FT Attempted	12, 3x / January 4, 2025 at Tulsa
39 / February 20, 2023 at North Texas	Minutes	35, 2x / January 1, 2024 vs UAB

## #32 JENKINS, Jordyn

## 2024-25 STATISTICS

Opponent	Date	GS	MIN	Total		3-Pointers		Free throws		Rebounds											
				FG-FGA	PCT	3FG-3FGA	PCT	FT-FTA	PCT	OFF	DEF	TOT	AVG	PF	A	TO	BLK	STL	PTS	AVG	
at Texas A&M	11/07/2024	*	35:29	7-15	.467	0-2	.000	4-6	.667	6	5	11	11.0	2	1	1	1	0	18	18.0	
UTRGV	11/09/2024	*	33:14	5-12	.417	0-1	.000	9-12	.750	2	2	4	7.5	0	0	2	2	2	19	18.5	
at New Mexico St.	11/14/2024	*	31:45	9-14	.643	1-2	.500	8-8	1.000	3	8	11	8.7	4	0	2	0	1	27	21.3	
at UTEP	11/16/2024	*	25:03	10-13	.769	0-2	.000	10-12	.833	2	10	12	9.5	2	2	2	1	0	30	23.5	
A&M-Corpus Christi	11/20/2024	*	31:02	6-15	.400	0-2	.000	4-5	.800	2	5	7	9.0	4	2	5	4	5	16	22.0	
vs UNC Greensboro	11/28/2024	*	27:49	5-11	.455	1-1	1.000	3-4	.750	2	7	9	9.0	2	0	2	2	1	14	20.7	
vs Towson	11/29/2024	*	19:02	7-12	.583	2-2	1.000	2-2	1.000	0	2	2	8.0	1	0	0	1	2	18	20.3	
Sam Houston	12/07/2024	*	28:20	9-18	.500	1-4	.250	3-3	1.000	3	7	10	8.3	0	1	2	0	3	22	20.5	
at Stanford	12/16/2024	*	32:22	5-18	.278	0-2	.000	4-4	1.000	2	3	5	7.9	1	0	2	0	0	14	19.8	
UT Arlington	12/19/2024	*	18:30	6-8	.750	1-2	.500	1-2	.500	1	4	5	7.6	0	0	2	2	1	14	19.2	
at Texas St.	12/21/2024	*	28:25	7-10	.700	1-1	1.000	2-2	1.000	0	2	2	7.1	4	0	4	0	3	17	19.0	
at Charlotte	12/29/2024	*	34:40	7-14	.500	1-4	.250	3-3	1.000	2	3	5	6.9	4	2	4	2	1	18	18.9	
UAB	01/01/2025	*	35:34	7-15	.467	2-5	.400	0-0	.000	2	5	7	6.9	0	1	1	2	0	16	18.7	
at Tulsa	01/04/2025	*	35:10	9-15	.600	1-2	.500	11-12	.917	2	5	7	6.9	2	1	5	2	0	30	19.5	
Rice	01/08/2025	*	35:05	7-18	.389	1-2	.500	6-8	.750	3	11	14	7.4	4	2	3	1	2	21	19.6	
Totals		15	451:31	106-208	.510	12-34	.353	70-83	.843	32	79	111	7.4	30	12	37	20	21	294	19.6	

## Player Averages

Games Played	Minutes/ game	Points/ game	FG Pct	3FG Pct	FT Pct	Rebounds/ game	Assists/ game	Turnovers/ game	Assist/Turnover ratio	Steals/ game	Blocks/ game
15	30.1	19.6	51.0	35.3	84.3	7.4	0.8	2.5	0.3	1.4	1.3

# PLAYER GAME-BY-GAME STATISTICS

33

EMILIA DANNEBAUER

Freshman • Forward / Center • 6-4 • Berlin, Germany • Sportgymnasium Chemnit



## Dannebauer's Career and 2024-25 Game Highs

Career / Last	Category	2024-25 / Last
2 / December 7, 2024 vs Sam Houston	Points	2 / December 7, 2024 vs Sam Houston
2 / November 20, 2024 vs Texas A&M-Corpus Christi	Rebounds	2 / November 20, 2024 vs Texas A&M-Corpus Christi
N/A	Assists	N/A
N/A	Steals	N/A
1 / December 7, 2024 vs Sam Houston	Blocks	1 / December 7, 2024 vs Sam Houston
1 / December 7, 2024 vs Sam Houston	FG Made	1 / December 7, 2024 vs Sam Houston
2 / November 29, 2024 vs Towson	FG Attempted	2 / November 29, 2024 vs Towson
N/A	3PT Made	N/A
N/A	3PT Attempted	N/A
4 / November 29, 2024 vs Towson	FT Made	N/A
N/A	FT Attempted	4 / November 29, 2024 vs Towson
5 / November 29, 2024 vs Towson	Minutes	5 / November 29, 2024 vs Towson

## #33 DANNEBAUER, Emilia

## 2024-25 STATISTICS

Opponent	Date	GS	MIN	Total		3-Pointers		Free throws		Rebounds				PF				PTS	AVG
				FG-FGA	PCT	3FG-3FGA	PCT	FT-FTA	PCT	OFF	DEF	TOT	AVG	A	TO	BLK	STL		
A&M-Corpus Christi	11/20/2024		02:25	0-0	.000	0-0	.000	0-0	.000	1	1	2	2.0	0	0	1	0	0	0.0
vs Towson	11/29/2024		05:57	0-2	.000	0-0	.000	0-4	.000	0	0	0	1.0	0	0	0	0	0	0.0
Sam Houston	12/07/2024		01:37	1-1	1.000	0-0	.000	0-0	.000	0	0	0	0.7	0	0	0	1	0	0.7
UT Arlington	12/19/2024		04:52	0-0	.000	0-0	.000	0-0	.000	0	1	1	0.8	0	0	1	0	0	0.5
<b>Totals</b>		<b>0</b>	<b>14:51</b>	<b>1-3</b>	<b>.333</b>	<b>0-0</b>	<b>.000</b>	<b>0-4</b>	<b>.000</b>	<b>1</b>	<b>2</b>	<b>3</b>	<b>0.8</b>	<b>0</b>	<b>0</b>	<b>2</b>	<b>1</b>	<b>0</b>	<b>0.5</b>

## Player Averages

Games Played	Minutes/game	Points/game	FG Pct	3FG Pct	FT Pct	Rebounds/game	Assists/game	Turnovers/game	Assist/Turnover ratio	Steals/game	Blocks/game
4	3.7	0.5	33.3	0.0	0.0	0.8	0.0	0.5	0.0	0.0	0.3

# 2024-25 ROADRUNNER WOMEN'S BASKETBALL STATS



## PLAYER SEASON / CAREER STATISTICS



### Summary

Player	Season Statistics										Career Statistics									
	GP-GS	MIN/G	FG%	3FG%	FT%	R/G	A/G	STL	BLK	PTS/G	GP-GS	MIN/G	FG%	3FG%	FT%	R/G	A/G	STL	BLK	PTS/G
ALLEN, Damara	14-3	13.7	.391	.292	.429	2.4	1.2	9	4	3.3	14-3	13.7	.391	.292	.429	2.4	1.2	9	4	3.3
DANNEBAUER, Emilia	4-0	3.7	.333	.000	.000	0.8	0.0	0	1	0.5	4-0	3.7	.333	.000	.000	0.8	0.0	0	1	0.5
DE LEON NEGRON, Nina	14-13	29.9	.429	.362	.696	5.1	5.2	26	0	9.6	127-105	28.8	.408	.330	.700	4.5	3.3	182	14	8.3
GONY, Nyayongah	12-0	10.7	.348	.167	.778	2.1	0.1	4	5	2.0	61-2	9.7	.366	.301	.700	1.5	0.3	17	14	2.3
GUTTADAURO, Siena	5-0	15.2	.350	.267	.500	1.0	1.4	1	0	3.8	58-3	11.6	.300	.301	.611	1.2	0.8	12	2	2.8
HAMMONDS, Mia	8-0	8.6	.125	.125	.750	2.0	0.1	3	2	1.0	8-0	8.6	.125	.125	.750	2.0	0.1	3	2	1.0
JENKINS, Jordyn	15-15	30.1	.510	.353	.843	7.4	0.8	21	20	19.6	100-83	26.0	.500	.348	.791	6.7	1.1	113	100	16.4
LINTON, Maya	15-13	21.7	.355	.294	.550	3.0	1.1	19	5	4.3	72-24	16.6	.379	.283	.577	3.5	0.5	60	15	2.9
LOVE, Sidney	14-14	31.6	.419	.281	.739	3.5	4.0	20	4	11.2	76-70	30.2	.396	.278	.805	3.6	3.0	100	13	10.1
LUCIO, Emma	14-0	7.8	.300	.267	.750	0.9	0.3	1	0	1.8	27-0	7.7	.250	.194	.500	0.9	0.4	2	0	1.5
PARKER, Alexis	14-2	10.2	.258	.100	.571	1.6	0.5	5	1	1.5	58-6	10.8	.305	.170	.452	1.3	0.6	21	6	1.7
PROCTOR, Aysia	5-0	6.5	.231	.000	.000	1.0	0.4	0	0	1.2	37-20	23.1	.438	.377	.609	4.5	1.3	18	7	8.5
ROSS, Taylor	10-0	6.6	.476	.500	.750	2.8	0.0	3	7	2.9	10-0	6.6	.476	.500	.750	2.8	0.0	3	7	2.9
ROWE, Cheyenne	15-0	13.4	.500	.143	.778	3.1	0.3	3	3	5.0	61-0	10.0	.518	.182	.673	2.6	0.2	10	9	3.0
UDO, Idara	15-15	22.2	.424	.333	.636	5.9	0.9	8	13	7.1	48-37	21.5	.448	.333	.582	5.9	0.8	23	38	7.3

### Scoring

Player	Season Statistics									Career Statistics								
	FG-FGA	FG%	3FG-3FGA	3FG%	FT-FTA	FT%	PTS	PTS/G		FG-FGA	FG%	3FG-3FGA	3FG%	FT-FTA	FT%	PTS	PTS/G	
ALLEN, Damara	18-46	.391	7-24	.292	3-7	.429	46	3.3		18-46	.391	7-24	.292	3-7	.429	46	3.3	
DANNEBAUER, Emilia	1-3	.333	0-0	.000	0-4	.000	2	0.5		1-3	.333	0-0	.000	0-4	.000	2	0.5	
DE LEON NEGRON, Nina	51-119	.429	17-47	.362	16-23	.696	135	9.6		374-917	.408	118-358	.330	194-277	.700	1060	8.3	
GONY, Nyayongah	8-23	.348	1-6	.167	7-9	.778	24	2.0		48-131	.366	22-73	.301	21-30	.700	139	2.3	
GUTTADAURO, Siena	7-20	.350	4-15	.267	1-2	.500	19	3.8		54-180	.300	44-146	.301	11-18	.611	163	2.8	
HAMMONDS, Mia	2-16	.125	1-8	.125	3-4	.750	8	1.0		2-16	.125	1-8	.125	3-4	.750	8	1.0	
JENKINS, Jordyn	106-208	.510	12-34	.353	70-83	.843	294	19.6		587-1174	.500	57-164	.348	405-512	.791	1636	16.4	
LINTON, Maya	22-62	.355	10-34	.294	11-20	.550	65	4.3		74-195	.379	13-46	.283	45-78	.577	206	2.9	
LOVE, Sidney	62-148	.419	16-57	.281	17-23	.739	157	11.2		284-718	.396	66-237	.278	132-164	.805	766	10.1	
LUCIO, Emma	9-30	.300	4-15	.267	3-4	.750	25	1.8		14-56	.250	6-31	.194	6-12	.500	40	1.5	
PARKER, Alexis	8-31	.258	1-10	.100	4-7	.571	21	1.5		36-118	.305	8-47	.170	19-42	.452	99	1.7	
PROCTOR, Aysia	3-13	.231	0-2	.000	0-0	.000	6	1.2		131-299	.438	40-106	.377	14-23	.609	316	8.5	
ROSS, Taylor	10-21	.476	3-6	.500	6-8	.750	29	2.9		10-21	.476	3-6	.500	6-8	.750	29	2.9	
ROWE, Cheyenne	30-60	.500	1-7	.143	14-18	.778	75	5.0		71-137	.518	2-11	.182	37-55	.673	181	3.0	
UDO, Idara	42-99	.424	2-6	.333	21-33	.636	107	7.1		139-310	.448	2-6	.333	71-122	.582	351	7.3	

### Totals

Player	Season Statistics									Career Statistics								
	O-REB	D-REB	TOTAL	PF	FO	A	TO	A/TO		O-REB	D-REB	TOTAL	PF	FO	A	TO	A/TO	
ALLEN, Damara	12	21	33	22	0	17	13	1.3		12	21	33	22	0	17	13	1.3	
DANNEBAUER, Emilia	1	2	3	0	0	0	2	0.0		1	2	3	0	0	0	2	0.0	
DE LEON NEGRON, Nina	17	55	72	25	0	73	34	2.1		141	426	567	209	1	425	255	1.7	
GONY, Nyayongah	11	14	25	15	0	1	14	0.1		33	58	91	50	0	18	54	0.3	
GUTTADAURO, Siena	3	2	5	3	0	7	4	1.8		21	48	69	24	0	44	42	1.0	
HAMMONDS, Mia	3	13	16	7	0	1	5	0.2		3	13	16	7	0	1	5	0.2	
JENKINS, Jordyn	32	79	111	30	0	12	37	0.3		207	461	668	245	10	109	235	0.5	
LINTON, Maya	17	28	45	44	2	16	36	0.4		107	144	251	193	6	37	94	0.4	
LOVE, Sidney	11	38	49	27	0	56	32	1.8		62	215	277	189	1	229	208	1.1	
LUCIO, Emma	3	10	13	11	0	4	12	0.3		5	19	24	22	0	11	26	0.4	
PARKER, Alexis	8	14	22	13	0	7	10	0.7		25	48	73	53	0	34	40	0.9	
PROCTOR, Aysia	2	3	5	1	0	2	1	2.0		48	120	168	61	1	47	71	0.7	
ROSS, Taylor	12	16	28	13	0	0	7	0.0		12	16	28	13	0	0	7	0.0	
ROWE, Cheyenne	21	25	46	24	0	5	14	0.4		84	74	158	76	1	13	31	0.4	
UDO, Idara	50	38	88	45	1	13	36	0.4		164	119	283	138	4	39	91	0.4	

# 2024-25 ROADRUNNER WOMEN'S BASKETBALL STATS



## TEAM AND OPPONENTS STATISTICS



	UTSA	OPP
<b>Scoring</b>	<b>1013</b>	<b>824</b>
Points per game	67.5	54.9
Scoring margin	+12.6	-
<b>Field goals-att</b>	<b>379-899</b>	<b>291-804</b>
Field goal pct	.422	.362
<b>3 point fg-att</b>	<b>79-271</b>	<b>81-260</b>
3-point FG pct	.292	.312
3-pt FG made per game	5.3	5.4
<b>Free throws-att</b>	<b>176-245</b>	<b>161-254</b>
Free throw pct	.718	.634
F-Throws made per game	11.7	10.7
<b>Rebounds</b>	<b>602</b>	<b>445</b>
Rebounds per game	40.1	29.7
Rebounding margin	+10.5	-
<b>Assists</b>	<b>214</b>	<b>149</b>
Assists per game	14.3	9.9
<b>Turnovers</b>	<b>262</b>	<b>274</b>
Turnovers per game	17.5	18.3
Turnover margin	+0.8	-
Assist/turnover ratio	0.8	0.5
<b>Steals</b>	<b>123</b>	<b>113</b>
Steals per game	8.2	7.5
<b>Blocks</b>	<b>65</b>	<b>41</b>
Blocks per game	4.3	2.7
<b>Winning streak</b>	<b>6</b>	<b>-</b>
Home win streak	6	-
<b>Attendance</b>	<b>4830</b>	<b>17504</b>
Home games-Avg/Game	6-805	7-2501
Neutral site-Avg/Game	-	2-100

### Score by Periods

Team	1st	2nd	3rd	4th	OT	TOT
UTSA	262	239	244	268	0	1013
Opponents	184	221	216	203	0	824



# 2024-25 ROADRUNNER WOMEN'S BASKETBALL STATS



## INDIVIDUAL GAME HIGHS



<b>POINTS</b>	30		Jordyn Jenkins at Tulsa (01/04/2025)
	30		Jordyn Jenkins at UTEP (11/16/2024)
	27		Jordyn Jenkins at New Mexico St. (11/14/2024)
	22		Jordyn Jenkins vs Sam Houston (12/07/2024)
	21		Jordyn Jenkins vs Rice (01/08/2025)
	21		Sidney Love vs UT Arlington (12/19/2024)
	21		Sidney Love vs UTRGV (11/09/2024)
<b>FIELD GOALS MADE</b>	10		Jordyn Jenkins at UTEP (11/16/2024)
	9		Jordyn Jenkins at Tulsa (01/04/2025)
	9		Jordyn Jenkins vs Sam Houston (12/07/2024)
	9		Jordyn Jenkins at New Mexico St. (11/14/2024)
<b>FIELD GOAL ATTEMPTS</b>	19		Sidney Love vs UAB (01/01/2025)
	18		Jordyn Jenkins vs Rice (01/08/2025)
	18		Jordyn Jenkins at Stanford (12/16/2024)
	18		Jordyn Jenkins vs Sam Houston (12/07/2024)
<b>FIELD GOAL PERCENTAGE (min 5 made)</b>	.857	(6-7)	Nina De Leon Negron vs Towson (N) (11/29/2024)
	.800	(8-10)	Sidney Love vs UT Arlington (12/19/2024)
<b>3 PT FG MADE</b>	4		Nina De Leon Negron at New Mexico St. (11/14/2024)
	3		Damara Allen vs UAB (01/01/2025)
	3		Sidney Love vs UT Arlington (12/19/2024)
	3		Nina De Leon Negron vs A&M-Corpus Christi (11/20/2024)
	3		Sidney Love vs UTRGV (11/09/2024)
<b>3 PT FG ATTEMPTS</b>	10		Sidney Love vs UAB (01/01/2025)
	7		Siena Guttadauro vs A&M-Corpus Christi (11/20/2024)
<b>3 PT FG PERCENTAGE (min 2 made)</b>	1.000	(3-3)	Sidney Love vs UT Arlington (12/19/2024)
	1.000	(2-2)	Jordyn Jenkins vs Towson (N) (11/29/2024)
	1.000	(2-2)	Nina De Leon Negron vs Towson (N) (11/29/2024)
	1.000	(2-2)	Emma Lucio vs UTRGV (11/09/2024)
<b>FREE THROWS MADE</b>	11		Jordyn Jenkins at Tulsa (01/04/2025)
	10		Jordyn Jenkins at UTEP (11/16/2024)
<b>FREE THROW ATTEMPTS</b>	12		Jordyn Jenkins at Tulsa (01/04/2025)
	12		Jordyn Jenkins at UTEP (11/16/2024)
	12		Jordyn Jenkins vs UTRGV (11/09/2024)
<b>FREE THROW PERCENTAGE (min 3 made)</b>	1.000	(8-8)	Jordyn Jenkins at New Mexico St. (11/14/2024)
	1.000	(4-4)	Nina De Leon Negron vs Rice (01/08/2025)
	1.000	(4-4)	Jordyn Jenkins at Stanford (12/16/2024)
	1.000	(4-4)	Idara Udo vs UNC Greensboro (N) (11/28/2024)
	1.000	(4-4)	Nyayongah Gony vs UTRGV (11/09/2024)
	1.000	(3-3)	Jordyn Jenkins at Charlotte (12/29/2024)
	1.000	(3-3)	Jordyn Jenkins vs Sam Houston (12/07/2024)
<b>REBOUNDS</b>	14		Jordyn Jenkins vs Rice (01/08/2025)
	12		Jordyn Jenkins at UTEP (11/16/2024)
<b>ASSISTS</b>	11		Sidney Love vs UTRGV (11/09/2024)
	8		Nina De Leon Negron at Texas St. (12/21/2024)
	8		Nina De Leon Negron vs UT Arlington (12/19/2024)
	8		Nina De Leon Negron vs Sam Houston (12/07/2024)
	8		Nina De Leon Negron vs Towson (N) (11/29/2024)
	8		Nina De Leon Negron at UTEP (11/16/2024)
<b>STEALS</b>	5		Nina De Leon Negron at Texas St. (12/21/2024)
	5		Jordyn Jenkins vs A&M-Corpus Christi (11/20/2024)
	5		Sidney Love vs UTRGV (11/09/2024)
<b>BLOCKED SHOTS</b>	5		Idara Udo vs Rice (01/08/2025)
	4		Jordyn Jenkins vs A&M-Corpus Christi (11/20/2024)

# 2024-25 ROADRUNNER WOMEN'S BASKETBALL STATS



## OPPONENT INDIVIDUAL GAME HIGHS



<b>POINTS</b>	27		Ivane Tensaie at UTEP (11/16/2024)
	24		Kade Hackerott vs UTRGV (11/09/2024)
	23		Molly Kaiser at New Mexico St. (11/14/2024)
	21		Hayleigh Breland at Charlotte (12/29/2024)
	19		India Johnston vs Towson (N) (11/29/2024)
<b>FIELD GOALS MADE</b>	9		Ivane Tensaie at UTEP (11/16/2024)
	8		Rayne Tucker vs UAB (01/01/2025)
	8		Molly Kaiser at New Mexico St. (11/14/2024)
	8		Kade Hackerott vs UTRGV (11/09/2024)
<b>FIELD GOAL ATTEMPTS</b>	18		Hayleigh Breland at Charlotte (12/29/2024)
	16		India Johnston vs Towson (N) (11/29/2024)
<b>FIELD GOAL PERCENTAGE (min 5 made)</b>	.727	(8-11)	Rayne Tucker vs UAB (01/01/2025)
	.692	(9-13)	Ivane Tensaie at UTEP (11/16/2024)
<b>3 PT FG MADE</b>	7		Ivane Tensaie at UTEP (11/16/2024)
	5		India Johnston vs Towson (N) (11/29/2024)
<b>3 PT FG ATTEMPTS</b>	10		Ivane Tensaie at UTEP (11/16/2024)
	9		Taliyah Clark vs UT Arlington (12/19/2024)
	9		India Johnston vs Towson (N) (11/29/2024)
<b>3 PT FG PERCENTAGE (min 2 made)</b>	1.000	(2-2)	Koi Love vs UT Arlington (12/19/2024)
	.750	(3-4)	Jzaniya Harriel at Stanford (12/16/2024)
<b>FREE THROWS MADE</b>	7		Molly Kaiser at New Mexico St. (11/14/2024)
	6		Takeira Ramey at Texas St. (12/21/2024)
<b>FREE THROW ATTEMPTS</b>	9		Elena Bosgana at Stanford (12/16/2024)
	8		Elise Hill at Tulsa (01/04/2025)
	8		Takeira Ramey at Texas St. (12/21/2024)
	8		Molly Kaiser at New Mexico St. (11/14/2024)
	8		Sahara Jones at Texas A&M (11/07/2024)
<b>FREE THROW PERCENTAGE (min 3 made)</b>	1.000	(5-5)	Koi Love vs UT Arlington (12/19/2024)
	1.000	(4-4)	Mady Cartwright at Tulsa (01/04/2025)
<b>REBOUNDS</b>	11		Elena Bosgana at Stanford (12/16/2024)
	10		Aysia Ward-Strong vs Sam Houston (12/07/2024)
<b>ASSISTS</b>	7		Delma Zita at UTEP (11/16/2024)
	6		Mireia Aguado vs A&M-Corpus Christi (11/20/2024)
<b>STEALS</b>	4		Alexis Andrews at Charlotte (12/29/2024)
	4		Chloe Clardy at Stanford (12/16/2024)
	4		Paige Allen vs A&M-Corpus Christi (11/20/2024)
	4		Molly Kaiser at New Mexico St. (11/14/2024)
<b>BLOCKED SHOTS</b>	3		Brooke Demetre at Stanford (12/16/2024)
	3		Dunja Zecevic at UTEP (11/16/2024)
	3		Charlotte O'Keefe vs UTRGV (11/09/2024)
	3		Lauren Ware at Texas A&M (11/07/2024)
<b>TURNOVERS</b>	7		India Johnston vs Towson (N) (11/29/2024)
	6		Koi Love vs UT Arlington (12/19/2024)
	6		Fanta Kone vs Sam Houston (12/07/2024)
<b>FOULS</b>	5		Keanna Rembert at Charlotte (12/29/2024)
	5		Avery Brittingham vs UT Arlington (12/19/2024)
	5		Brooke Demetre at Stanford (12/16/2024)
	5		Deja Bristol vs Towson (N) (11/29/2024)
	5		Khalis Cain vs UNC Greensboro (N) (11/28/2024)
	5		Luisa Vydrova at UTEP (11/16/2024)
	5		Charlotte O'Keefe vs UTRGV (11/09/2024)
	5		Sahara Jones at Texas A&M (11/07/2024)

# 2024-25 ROADRUNNER WOMEN'S BASKETBALL STATS



## CATEGORY LEADERS



### Points

##	Player	G	Pts	Pts/G
32	Jenkins, Jordyn	15	294	19.6
11	Love, Sidney	14	157	11.2
8	De Leon Negron, Nina	14	135	9.6
25	Udo, Idara	15	107	7.1
21	Rowe, Cheyenne	15	75	5.0
20	Linton, Maya	15	65	4.3
4	Allen, Damara	14	46	3.3
13	Ross, Taylor	10	29	2.9
3	Lucio, Emma	14	25	1.8
7	Gony, Nyayongah	12	24	2.0
2	Parker, Alexis	14	21	1.5
1	Guttadauro, Siena	5	19	3.8
5	Hammonds, Mia	8	8	1.0
12	Proctor, Aysia	5	6	1.2
33	Dannebauer, Emilia	4	2	0.5

### Scoring Average

##	Player	G	Pts	Pts/G
32	Jenkins, Jordyn	15	294	19.6
11	Love, Sidney	14	157	11.2
8	De Leon Negron, Nina	14	135	9.6
25	Udo, Idara	15	107	7.1
21	Rowe, Cheyenne	15	75	5.0
20	Linton, Maya	15	65	4.3
1	Guttadauro, Siena	5	19	3.8
4	Allen, Damara	14	46	3.3
13	Ross, Taylor	10	29	2.9
7	Gony, Nyayongah	12	24	2.0
3	Lucio, Emma	14	25	1.8
2	Parker, Alexis	14	21	1.5
12	Proctor, Aysia	5	6	1.2
5	Hammonds, Mia	8	8	1.0
33	Dannebauer, Emilia	4	2	0.5

### Field Goal Percentage

##	Player	FG	Att	Pct
32	Jenkins, Jordyn	106	208	.510
21	Rowe, Cheyenne	30	60	.500
13	Ross, Taylor	10	21	.476
8	De Leon Negron, Nina	51	119	.429
25	Udo, Idara	42	99	.424
11	Love, Sidney	62	148	.419
4	Allen, Damara	18	46	.391
20	Linton, Maya	22	62	.355
1	Guttadauro, Siena	7	20	.350
7	Gony, Nyayongah	8	23	.348
33	Dannebauer, Emilia	1	3	.333
3	Lucio, Emma	9	30	.300
2	Parker, Alexis	8	31	.258
12	Proctor, Aysia	3	13	.231
5	Hammonds, Mia	2	16	.125

### Field Goal Attempts

##	Player	G	Att	Att/G
32	Jenkins, Jordyn	15	208	13.9
11	Love, Sidney	14	148	10.6
8	De Leon Negron, Nina	14	119	8.5
25	Udo, Idara	15	99	6.6
20	Linton, Maya	15	62	4.1

### Field Goals Made

##	Player	G	Made	Made/G
32	Jenkins, Jordyn	15	106	7.1
11	Love, Sidney	14	62	4.4
8	De Leon Negron, Nina	14	51	3.6
25	Udo, Idara	15	42	2.8
21	Rowe, Cheyenne	15	30	2.0

# 2024-25 ROADRUNNER WOMEN'S BASKETBALL STATS



## CATEGORY LEADERS CONT.



### 3-Point FG Percentage

##	Player	3FG	Att	Pct
13	Ross, Taylor	3	6	.500
8	De Leon Negron, Nina	17	47	.362
32	Jenkins, Jordyn	12	34	.353
25	Udo, Idara	2	6	.333
20	Linton, Maya	10	34	.294
4	Allen, Damara	7	24	.292
11	Love, Sidney	16	57	.281
1	Guttadauro, Siena	4	15	.267
3	Lucio, Emma	4	15	.267
7	Gony, Nyayongah	1	6	.167
21	Rowe, Cheyenne	1	7	.143
5	Hammonds, Mia	1	8	.125
2	Parker, Alexis	1	10	.100

### Free Throw Percentage

##	Player	Made	Att	Pct
32	Jenkins, Jordyn	70	83	.843
21	Rowe, Cheyenne	14	18	.778
7	Gony, Nyayongah	7	9	.778
13	Ross, Taylor	6	8	.750
3	Lucio, Emma	3	4	.750
5	Hammonds, Mia	3	4	.750
11	Love, Sidney	17	23	.739
8	De Leon Negron, Nina	16	23	.696
25	Udo, Idara	21	33	.636
2	Parker, Alexis	4	7	.571
20	Linton, Maya	11	20	.550
1	Guttadauro, Siena	1	2	.500
4	Allen, Damara	3	7	.429

### Rebounds

##	Player	G	Reb	Reb/G
32	Jenkins, Jordyn	15	111	7.4
25	Udo, Idara	15	88	5.9
8	De Leon Negron, Nina	14	72	5.1
11	Love, Sidney	14	49	3.5
21	Rowe, Cheyenne	15	46	3.1

### 3-Point FG Attempts

##	Player	G	Att	Att/G
11	Love, Sidney	14	57	4.1
8	De Leon Negron, Nina	14	47	3.4
32	Jenkins, Jordyn	15	34	2.3
20	Linton, Maya	15	34	2.3
4	Allen, Damara	14	24	1.7

### 3-Point FG Made

##	Player	G	Made	Made/G
8	De Leon Negron, Nina	14	17	1.2
11	Love, Sidney	14	16	1.1
32	Jenkins, Jordyn	15	12	0.8
20	Linton, Maya	15	10	0.7
4	Allen, Damara	14	7	0.5

### Free Throw Attempts

##	Player	G	Att	Att/G
32	Jenkins, Jordyn	15	83	5.5
25	Udo, Idara	15	33	2.2
11	Love, Sidney	14	23	1.6
8	De Leon Negron, Nina	14	23	1.6
20	Linton, Maya	15	20	1.3

### Free Throws Made

##	Player	G	Made	Made/G
32	Jenkins, Jordyn	15	70	4.7
25	Udo, Idara	15	21	1.4
11	Love, Sidney	14	17	1.2
8	De Leon Negron, Nina	14	16	1.1
21	Rowe, Cheyenne	15	14	0.9

### Assists

##	Player	G	Ast	Ast/G
8	De Leon Negron, Nina	14	73	5.2
11	Love, Sidney	14	56	4.0
4	Allen, Damara	14	17	1.2
20	Linton, Maya	15	16	1.1
25	Udo, Idara	15	13	0.9



# 2024-25 ROADRUNNER WOMEN'S BASKETBALL STATS



## CATEGORY LEADERS CONT.



### Rebounds Average

##	Player	G	Reb	Reb/G
32	Jenkins, Jordyn	15	111	7.4
25	Udo, Idara	15	88	5.9
8	De Leon Negron, Nina	14	72	5.1
11	Love, Sidney	14	49	3.5
21	Rowe, Cheyenne	15	46	3.1

### Offensive Rebounds

##	Player	G	OReb	OReb/G
25	Udo, Idara	15	50	3.3
32	Jenkins, Jordyn	15	32	2.1
21	Rowe, Cheyenne	15	21	1.4
8	De Leon Negron, Nina	14	17	1.2
20	Linton, Maya	15	17	1.1

### Defensive Rebounds

##	Player	G	DReb	DReb/G
32	Jenkins, Jordyn	15	79	5.3
8	De Leon Negron, Nina	14	55	3.9
11	Love, Sidney	14	38	2.7
25	Udo, Idara	15	38	2.5
20	Linton, Maya	15	28	1.9

### Fouls

##	Player	G	PF	PF/G
25	Udo, Idara	15	45	3.0
20	Linton, Maya	15	44	2.9
32	Jenkins, Jordyn	15	30	2.0
11	Love, Sidney	14	27	1.9
8	De Leon Negron, Nina	14	25	1.8

### Foul Outs

##	Player	G	FO
20	Linton, Maya	15	2
25	Udo, Idara	15	1

### Steals

##	Player	G	Stl	Stl/G
8	De Leon Negron, Nina	14	26	1.9
32	Jenkins, Jordyn	15	21	1.4
11	Love, Sidney	14	20	1.4
20	Linton, Maya	15	19	1.3
4	Allen, Damara	14	9	0.6

### Blocked Shots

##	Player	G	Blk	Blk/G
32	Jenkins, Jordyn	15	20	1.3
25	Udo, Idara	15	13	0.9
13	Ross, Taylor	10	7	0.7
20	Linton, Maya	15	5	0.3
7	Gony, Nyayongah	12	5	0.4

### Minutes

##	Player	G	Min	Min/G
32	Jenkins, Jordyn	15	452	30:06
11	Love, Sidney	14	442	31:34
8	De Leon Negron, Nina	14	419	29:55
25	Udo, Idara	15	333	22:10
20	Linton, Maya	15	326	21:44

### Turnovers

##	Player	G	TO	TO/G
32	Jenkins, Jordyn	15	37	2.5
25	Udo, Idara	15	36	2.4
20	Linton, Maya	15	36	2.4
8	De Leon Negron, Nina	14	34	2.4
11	Love, Sidney	14	32	2.3

# 2024-25 ROADRUNNER WOMEN'S BASKETBALL STATS



## GAME-BY-GAME LEADERS



### Game Records

Record	Overall	Home	Away	Neutral
ALL GAMES	13-2	6-0	5-2	2-0
CONFERENCE	4-0	2-0	2-0	0-0
NON-CONFERENCE	9-2	4-0	3-2	2-0

### Team Results

Date	Opponent		Score	Att.	High Points	High Rebounds
11/07/2024	at Texas A&M	L	51-55	7507	(18) JENKINS, Jordyn	(11) JENKINS, Jordyn
11/09/2024	UTRGV	W	74-69	739	(21) LOVE, Sidney	(5) LOVE, Sidney
						(5) ALLEN, Damara
11/14/2024	at New Mexico St.	W	75-61	812	(27) JENKINS, Jordyn	(11) JENKINS, Jordyn
11/16/2024	at UTEP	W	78-73	1041	(30) JENKINS, Jordyn	(12) JENKINS, Jordyn
11/20/2024	A&M-Corpus Christi	W	62-43	743	(16) JENKINS, Jordyn	(10) UDO, Idara
					(16) DE LEON NEGRON, Nina	
11/28/2024	vs UNC Greensboro	W	62-53	100	(14) JENKINS, Jordyn	(9) JENKINS, Jordyn
11/29/2024	vs Towson	W	71-40	100	(18) JENKINS, Jordyn	(6) UDO, Idara
12/07/2024	Sam Houston	W	79-36	837	(22) JENKINS, Jordyn	(10) JENKINS, Jordyn
12/16/2024	at Stanford	L	57-62	4600	(14) JENKINS, Jordyn	(10) DE LEON NEGRON, Nina
					(14) LOVE, Sidney	
12/19/2024	UT Arlington	W	76-61	775	(21) LOVE, Sidney	(6) DE LEON NEGRON, Nina
12/21/2024	at Texas St.	W	70-54	1522	(17) JENKINS, Jordyn	(6) DE LEON NEGRON, Nina
						(6) UDO, Idara
12/29/2024	at Charlotte	W	64-50	705	(18) JENKINS, Jordyn	(9) LINTON, Maya
01/01/2025	UAB	W	67-56	917	(19) LOVE, Sidney	(8) DE LEON NEGRON, Nina
01/04/2025	at Tulsa	W	60-53	1317	(30) JENKINS, Jordyn	(10) UDO, Idara
01/08/2025	Rice	W	67-58	819	(21) JENKINS, Jordyn	(14) JENKINS, Jordyn

### Attendance Summary

	Games	Attend	Avg/Game
Home	6	4830	805
Away	7	17504	2501
Neutral	2	200	100
<b>Total</b>	<b>15</b>	<b>22534</b>	<b>1502</b>

# 2024-25 ROADRUNNER WOMEN'S BASKETBALL STATS



## UTSA GAME HIGHS



<b>POINTS</b>	79		Sam Houston (12/07/2024)
	78		at UTEP (11/16/2024)
	76		UT Arlington (12/19/2024)
	75		at New Mexico St. (11/14/2024)
	74		UTRGV (11/09/2024)
<b>FIELD GOALS MADE</b>	32		Sam Houston (12/07/2024)
	29		UT Arlington (12/19/2024)
	29		vs Towson (N) (11/29/2024)
<b>FIELD GOAL ATTEMPTS</b>	72		A&M-Corpus Christi (11/20/2024)
	67		Sam Houston (12/07/2024)
<b>FIELD GOAL PERCENTAGE</b>	.560	(28-50)	at UTEP (11/16/2024)
	.511	(24-47)	UTRGV (11/09/2024)
<b>3 PT FG MADE</b>	9		UAB (01/01/2025)
	9		at New Mexico St. (11/14/2024)
<b>3 PT FG ATTEMPTS</b>	31		A&M-Corpus Christi (11/20/2024)
	25		UAB (01/01/2025)
	25		at Charlotte (12/29/2024)
<b>3 PT FG PERCENTAGE</b>	.500	(9-18)	at New Mexico St. (11/14/2024)
	.500	(7-14)	UT Arlington (12/19/2024)
<b>FREE THROWS MADE</b>	19		UTRGV (11/09/2024)
	17		at Tulsa (01/04/2025)
	17		vs UNC Greensboro (N) (11/28/2024)
	17		at UTEP (11/16/2024)
<b>FREE THROW ATTEMPTS</b>	24		UTRGV (11/09/2024)
	22		at Tulsa (01/04/2025)
<b>FREE THROW PERCENTAGE</b>	.923	(12-13)	at New Mexico St. (11/14/2024)
	.850	(17-20)	vs UNC Greensboro (N) (11/28/2024)
	.850	(17-20)	at UTEP (11/16/2024)
<b>REBOUNDS</b>	54		A&M-Corpus Christi (11/20/2024)
	53		Sam Houston (12/07/2024)
<b>ASSISTS</b>	23		Sam Houston (12/07/2024)
	21		vs Towson (N) (11/29/2024)
<b>STEALS</b>	14		vs Towson (N) (11/29/2024)
	13		A&M-Corpus Christi (11/20/2024)
<b>BLOCKED SHOTS</b>	9		Sam Houston (12/07/2024)
	7		Rice (01/08/2025)
	7		at Charlotte (12/29/2024)
	7		UTRGV (11/09/2024)
<b>TURNOVERS</b>	26		at Texas St. (12/21/2024)
	22		at Charlotte (12/29/2024)
<b>FOULS</b>	28		at Texas St. (12/21/2024)
	24		at Charlotte (12/29/2024)
	24		at Texas A&M (11/07/2024)

# 2024-25 ROADRUNNER WOMEN'S BASKETBALL STATS



## OPPONENT GAME HIGHS



<b>POINTS</b>	73		at UTEP (11/16/2024)
	69		UTRGV (11/09/2024)
	62		at Stanford (12/16/2024)
	61		UT Arlington (12/19/2024)
	61		at New Mexico St. (11/14/2024)
<b>FIELD GOALS MADE</b>	26		at UTEP (11/16/2024)
	26		UTRGV (11/09/2024)
<b>FIELD GOAL ATTEMPTS</b>	61		at Tulsa (01/04/2025)
	59		UAB (01/01/2025)
<b>FIELD GOAL PERCENTAGE</b>	.500	(26-52)	UTRGV (11/09/2024)
	.464	(26-56)	at UTEP (11/16/2024)
<b>3 PT FG MADE</b>	11		UTRGV (11/09/2024)
	9		at UTEP (11/16/2024)
<b>3 PT FG ATTEMPTS</b>	26		at Tulsa (01/04/2025)
	25		vs Towson (N) (11/29/2024)
<b>3 PT FG PERCENTAGE</b>	.643	(9-14)	at UTEP (11/16/2024)
	.524	(11-21)	UTRGV (11/09/2024)
<b>FREE THROWS MADE</b>	18		UT Arlington (12/19/2024)
	14		at Charlotte (12/29/2024)
	14		at Texas A&M (11/07/2024)
<b>FREE THROW ATTEMPTS</b>	27		at Texas St. (12/21/2024)
	23		Sam Houston (12/07/2024)
<b>FREE THROW PERCENTAGE</b>	.947	(18-19)	UT Arlington (12/19/2024)
	.750	(12-16)	Rice (01/08/2025)
	.750	(9-12)	at New Mexico St. (11/14/2024)
	.750	(3-4)	UAB (01/01/2025)
<b>REBOUNDS</b>	40		at Texas A&M (11/07/2024)
	39		Rice (01/08/2025)
<b>ASSISTS</b>	13		at Tulsa (01/04/2025)
	13		UAB (01/01/2025)
	13		at Texas St. (12/21/2024)
	13		at Stanford (12/16/2024)
<b>STEALS</b>	13		at Charlotte (12/29/2024)
	12		at Texas St. (12/21/2024)
<b>BLOCKED SHOTS</b>	9		at Texas A&M (11/07/2024)
	7		at Stanford (12/16/2024)
<b>TURNOVERS</b>	27		A&M-Corpus Christi (11/20/2024)
	25		at Charlotte (12/29/2024)
<b>FOULS</b>	22		Sam Houston (12/07/2024)
	22		at Texas A&M (11/07/2024)



# AROUND THE AMERICAN

## AAC WBB SCHEDULE ALL TIMES ET

<b>Saturday, January 11</b>	
Wichita State at UTSA	1:00 PM
Tulsa at Temple	2:00 PM
UAB at Florida Atlantic	2:00 PM
Tulane at East Carolina	2:00 PM
South Florida at North Texas	3:00 PM

For the complete schedule, visit [theamerican.org](http://theamerican.org)



**AMERICAN**  
ATHLETIC CONFERENCE

## 2024-25 AAC WEEKLY AWARDS

**November 11**  
Player of the Week: Tommisha Lampkin Sr., F, North Texas  
Freshman of the Week: Erin Rodgers, Fr., G, Florida Atlantic

**November 18**  
Player of the Week: **Jordyn Jenkins, R-Sr., F, UTSA**  
Freshman of the Week: Erin Rodgers, Fr., G, Florida Atlantic

**November 25**  
Player of the Week: Amiya Joyner, Jr., F, East Carolina  
Freshman of the Week: Kendall Sneed, Fr., G, Tulane

**December 2**  
Player of the Week: **Jordyn Jenkins, R-Sr., F, UTSA**  
Freshman of the Week: Kendall Sneed, Fr., G, Tulane

**December 9**  
Player of the Week: Tiarra East, Sr., G, Temple  
Freshman of the Week: Erin Rodgers, Fr., G, Florida Atlantic

**December 16**  
Player of the Week: Amiya Joyner, Jr., F, East Carolina  
Freshman of the Week: Aniah Alexis, Fr., G, Rice

**December 23**  
Player of the Week: Sammie Puisis, Gr., G, South Florida  
Freshman of the Week: Kendall Sneed, Fr., G, Tulane

**December 30**  
Player of the Week: Delanie Crawford, Sr., G, Tulsa  
Freshman of the Week: Sadie Shores, Fr., G, Tulane

**January 6**  
Player of the Week: **Jordyn Jenkins, R-Sr., F, UTSA**  
Freshman of the Week: Lovisa Asbrink Hose, Fr., C, FAU

**January 13**  
Player of the Week:  
Freshman of the Week:

**January 20**  
Player of the Week:  
Freshman of the Week:

**January 27**  
Player of the Week:  
Freshman of the Week:

**February 3**  
Player of the Week:  
Freshman of the Week:

**February 10**  
Player of the Week:  
Freshman of the Week:

**February 17**  
Player of the Week:  
Freshman of the Week:

**February 24**  
Player of the Week:  
Freshman of the Week:

**March 3**  
Player of the Week:  
Freshman of the Week:

## AP Poll • Jan. 6, 2025

#	School (1st)	W-L	Pts.	Prev.
1	UCLA (30)	15-0	798	1
2	South Carolina	14-1	760	2
3	Notre Dame (2)	12-2	732	3
4	Southern California	14-1	694	4
5	Texas	15-1	651	5
6	LSU	17-0	624	6
7	UConn	13-2	611	7
8	Maryland	14-0	608	8
9	Ohio State	14-0	512	10
10	Oklahoma	13-2	490	9
11	TCU	15-1	488	11
12	Kansas State	15-1	462	12
13	Georgia Tech	15-0	423	13
14	Duke	12-3	368	14
15	Kentucky	13-1	359	16
16	Tennessee	13-1	316	15
17	West Virginia	12-2	261	18
18	Alabama	15-1	247	19
19	North Carolina	13-3	241	17
20	Michigan State	12-2	187	21
21	North Carolina State	11-3	178	22
22	Utah	12-2	99	NR
23	Iowa	12-3	86	23
24	California	14-2	74	20
25	Michigan	10-4	56	24

RV (In AAC): N/A

## AAC Standings

School	AAC	Pct.	Ovr.	Pct.	Streak
<b>UTSA</b>	<b>4-0</b>	<b>1.000</b>	<b>13-2</b>	<b>.867</b>	<b>W6</b>
South Florida	4-0	1.000	11-6	.647	W6
North Texas	3-1	.750	11-5	.688	L1
Tulane	3-1	.750	10-5	.667	W2
Temple	3-1	.750	9-6	.600	W1
Tulsa	2-2	.500	8-8	.500	W1
Florida Atlantic	1-2	.333	9-7	.562	L1
Rice	1-2	.333	8-7	.533	L1
Memphis	1-2	.333	3-11	.214	L2
UAB	1-3	.250	10-6	.625	W1
Wichita State	1-3	.250	7-10	.412	L1
East Carolina	0-3	.000	8-7	.533	L3
Charlotte	0-4	.000	5-10	.333	L5

## WBCA Coaches Poll • Jan. 7, 2025

#	School (Record)	Pts.	Prev.	1st
1	UCLA (15-0)	775	1	31
2	South Carolina (14-1)	741	2	0
3	Notre Dame (12-2)	694	3	0
4	LSU (17-0)	659	4	0
5	Southern California (14-1)	654	5	0
6	Texas (15-1)	630	6	0
7	Maryland (14-0)	590	7	0
8	Connecticut (13-2)	550	8	0
9	Ohio State (14-0)	534	9	0
10	Kansas State (15-1)	480	11	0
11	Oklahoma (13-2)	448	10	0
12	TCU (15-1)	444	12	0
13	Georgia Tech (15-0)	405	14	0
14	Duke (12-3)	347	15	0
15	Tennessee (13-1)	341	13	0
16	Kentucky (13-1)	317	16	0
17	West Virginia (12-2)	263	18	0
18	North Carolina (13-3)	230	17	0
19	North Carolina State (11-3)	215	19	0
19	North Carolina State (11-3)	215	20	0
21	Michigan State (12-2)	163	21	0
22	Utah (12-2)	86	NR	0
23	Iowa (12-3)	82	22	0
24	Florida State (13-2)	58	NR	0
25	California (14-2)	43	23	0

RV (In AAC): N/A

# AROUND THE AMERICAN



## CONFERENCE TEAM RANKINGS



Team	Offense				Defense			
	Scoring	FG Pct	3FG Pct	Rebounds	Scoring	FG Pct	3FG Pct	Rebounds
Charlotte	13	13	13	12	10	8	10	5
East Carolina	12	11	11	2	3	4	3	3
Fla. Atlantic	11	12	6	1	4	3	4	10
Memphis	1	7	3	9	13	13	7	13
North Texas	4	2	12	8	5	5	5	4
Rice	8	6	7	7	8	6	6	7
South Fla.	10	5	1	13	2	10	2	2
Temple	9	10	5	11	7	11	13	9
Tulane	2	3	4	3	6	2	1	11
Tulsa	5	9	9	6	11	7	12	12
UAB	3	1	2	10	9	9	8	6
UTSA	6	4	10	4	1	1	9	1
Wichita St.	7	8	8	5	12	12	11	8

Team	FT Pct.	3FGs	Blocks	Steals	Assists	Scoring Margin	Rebound Margin	Turnover Margin	Ast/TO Ratio
Charlotte	6	11	7	7	13	12	10	12	13
East Carolina	10	13	4	1	7	8	2	6	12
Fla. Atlantic	13	7	11	6	9	10	5	7	11
Memphis	8	4	13	10	11	13	12	13	10
North Texas	3	12	10	5	12	3	3	4	9
Rice	2	5	7	13	2	6	6	8	2
South Fla.	9	8	5	4	6	5	4	3	3
Temple	4	6	9	2	8	9	13	1	5
Tulane	11	3	3	9	3	2	8	9	7
Tulsa	7	2	6	3	4	7	11	2	4
UAB	5	1	1	11	1	4	9	11	1
UTSA	1	9	2	8	5	1	1	5	6
Wichita St.	12	10	12	12	10	11	7	10	8

# AROUND THE AMERICAN



## CONFERENCE TEAM LEADERS



### Scoring Offense

	Team	G	W-L	Pts	AVG
1.	Memphis	14	3-11	1009	72.07
2.	Tulane	15	10-5	1068	71.20
3.	UAB	16	10-6	1138	71.13
4.	North Texas	16	11-5	1115	69.69
5.	Tulsa	16	8-8	1111	69.44
6.	UTSA	15	13-2	1013	67.53
7.	Wichita St.	17	7-10	1134	66.71
8.	Rice	15	8-7	1000	66.67
9.	Temple	15	9-6	973	64.87
10.	South Fla.	17	11-6	1083	63.71
11.	Fla. Atlantic	16	9-7	1004	62.75
12.	East Carolina	15	8-7	920	61.33
13.	Charlotte	15	5-10	887	59.13

### Scoring Defense

	Team	G	Pts	AVG
1.	UTSA	15	824	54.93
2.	South Fla.	17	1002	58.94
3.	East Carolina	15	899	59.93
4.	Fla. Atlantic	16	1003	62.69
5.	North Texas	16	1015	63.44
6.	Tulane	15	959	63.93
7.	Temple	15	964	64.27
8.	Rice	15	973	64.87
9.	UAB	16	1054	65.88
10.	Charlotte	15	994	66.27
11.	Tulsa	16	1088	68.00
12.	Wichita St.	17	1201	70.65
13.	Memphis	14	1149	82.07

### Scoring Margin

	Team	G	Off	Def	Margin
1.	UTSA	15	67.53	54.93	+12.60
2.	Tulane	15	71.20	63.93	+7.27
3.	North Texas	16	69.69	63.44	+6.25
4.	UAB	16	71.13	65.88	+5.25
5.	South Fla.	17	63.71	58.94	+4.76
6.	Rice	15	66.67	64.87	+1.80
7.	Tulsa	16	69.44	68.00	+1.44
8.	East Carolina	15	61.33	59.93	+1.40
9.	Temple	15	64.87	64.27	+0.60
10.	Fla. Atlantic	16	62.75	62.69	+0.06
11.	Wichita St.	17	66.71	70.65	-3.94
12.	Charlotte	15	59.13	66.27	-7.13
13.	Memphis	14	72.07	82.07	-10.00

### Conference Records

Team	Record	Pct.
South Fla.	4-0	1.000
UTSA	4-0	1.000
North Texas	3-1	.750
Temple	3-1	.750
Tulane	3-1	.750
Tulsa	2-2	.500
Fla. Atlantic	1-2	.333
Memphis	1-2	.333
Rice	1-2	.333
UAB	1-3	.250
Wichita St.	1-3	.250
Charlotte	0-4	.000
East Carolina	0-3	.000

### Unbeaten Streak

Team	Streak
UTSA	6
South Fla.	6
Tulane	2
Tulsa	1
UAB	1
Temple	1

### Field Goal Percentage

	Team	G	FGM	FGA	Pct.
1.	UAB	16	422	953	.443
2.	North Texas	16	402	941	.427
3.	Tulane	15	395	936	.422
4.	UTSA	15	379	899	.422
5.	South Fla.	17	415	999	.415
6.	Rice	15	375	909	.413
7.	Memphis	14	369	913	.404
8.	Wichita St.	17	426	1057	.403
9.	Tulsa	16	398	1007	.395
10.	Temple	15	368	960	.383
11.	East Carolina	15	339	888	.382
12.	Fla. Atlantic	16	366	986	.371
13.	Charlotte	15	312	842	.371

### Field Goal Percentage Defense

	Team	G	FGM	FGA	Pct.
1.	UTSA	15	291	804	.362
2.	Tulane	15	360	984	.366
3.	Fla. Atlantic	16	388	1018	.381
4.	East Carolina	15	332	846	.392
5.	North Texas	16	382	970	.394
6.	Rice	15	358	909	.394
7.	Tulsa	16	388	985	.394
8.	Charlotte	15	338	848	.399
9.	UAB	16	403	1008	.400
10.	South Fla.	17	373	926	.403
11.	Temple	15	367	881	.417
12.	Wichita St.	17	443	1058	.419
13.	Memphis	14	446	969	.460

# AROUND THE AMERICAN



## CONFERENCE TEAM LEADERS CONT.



### Free Throw Percentage

	Team	G	FTM	FTA	Pct.
1.	UTSA	15	176	245	.718
2.	Rice	15	157	221	.710
3.	North Texas	16	247	350	.706
4.	Temple	15	145	209	.694
5.	UAB	16	148	217	.682
6.	Charlotte	15	191	282	.677
7.	Tulsa	16	193	286	.675
8.	Memphis	14	181	271	.668
9.	South Fla.	17	157	236	.665
10.	East Carolina	15	185	281	.658
11.	Tulane	15	179	282	.635
12.	Wichita St.	17	194	314	.618
13.	Fla. Atlantic	16	176	287	.613

### Rebounding Margin

	Team	G	Team	AVG	Opp.	AVG	Margin
1.	UTSA	15	602	40.13	445	29.67	+10.47
2.	East Carolina	15	609	40.60	519	34.60	+6.00
3.	North Texas	16	621	38.81	579	36.19	+2.63
4.	South Fla.	17	620	36.47	579	34.06	+2.41
5.	Fla. Atlantic	16	681	42.56	643	40.19	+2.38
6.	Rice	15	586	39.07	563	37.53	+1.53
7.	Wichita St.	17	681	40.06	656	38.59	+1.47
8.	Tulane	15	608	40.53	607	40.47	+0.07
9.	UAB	16	600	37.50	600	37.50	0.00
10.	Charlotte	15	550	36.67	558	37.20	-0.53
11.	Tulsa	16	627	39.19	650	40.63	-1.44
12.	Memphis	14	541	38.64	581	41.50	-2.86
13.	Temple	15	554	36.93	599	39.93	-3.00

### 3-Point FG Percentage

	Team	G	3FG	FGA	Pct.
1.	South Fla.	17	96	265	.362
2.	UAB	16	146	418	.349
3.	Memphis	14	90	265	.340
4.	Tulane	15	99	299	.331
5.	Temple	15	92	287	.321
6.	Fla. Atlantic	16	96	308	.312
7.	Rice	15	93	307	.303
8.	Wichita St.	17	88	298	.295
9.	Tulsa	16	122	418	.292
10.	UTSA	15	79	271	.292
11.	East Carolina	15	57	201	.284
12.	North Texas	16	64	229	.279
13.	Charlotte	15	72	270	.267

### 3-Point FG Made

	Team	G	No.	Avg/G
1.	UAB	16	146	9.13
2.	Tulsa	16	122	7.63
3.	Tulane	15	99	6.60
4.	Memphis	14	90	6.43
5.	Rice	15	93	6.20
6.	Temple	15	92	6.13
7.	Fla. Atlantic	16	96	6.00
8.	South Fla.	17	96	5.65
9.	UTSA	15	79	5.27
10.	Wichita St.	17	88	5.18
11.	Charlotte	15	72	4.80
12.	North Texas	16	64	4.00
13.	East Carolina	15	57	3.80



# AROUND THE AMERICAN



## CONFERENCE INDIVIDUAL LEADERS



### Scoring

	Player	G	FG	3FG	FT	Pts	AVG
1.	Jenkins, Jordyn - UTSA	15	106	12	70	294	19.60
2.	Crawford, Delanie - Tulsa	16	104	41	41	290	18.13
3.	Boler, Tilly - Mem	14	91	35	23	240	17.14
4.	Lampkin, Tommisha - UNT	15	90	0	61	241	16.07
5.	Puisis, Sammie - USF	17	94	55	25	268	15.76
6.	Perry, Mya - FAU	16	87	42	35	251	15.69
7.	East, Tiarra - Temple	15	84	19	44	231	15.40
8.	Joyner, Amiya - ECU	15	96	1	34	227	15.13
9.	Walsh, Maddie - UAB	16	84	35	14	217	13.56
10.	Pittman, Sherese - Tulane	15	73	5	45	196	13.07
11.	Smith, Alasia - Mem	14	59	7	50	175	12.50
12.	Murray, Jayla - WSU	17	92	5	22	211	12.41
13.	Moore, Jada - FAU	16	75	3	43	196	12.25
14.	Breland, Hayleigh - CLT	15	69	26	19	183	12.20
15.	Whittington, Kyren - Tulane	15	71	19	21	182	12.13
16.	Mabry, Amira - Tulane	15	72	10	26	180	12.00
	Rodgers, Erin - FAU	12	55	6	28	144	12.00
18.	Blow, Salese - WSU	17	67	23	46	203	11.94
19.	Hearp, Jayla - ECU	15	58	22	37	175	11.67
20.	Ennis, Dominique - Rice	15	68	30	7	173	11.53

### Rebounding

	Player	G	Off	Def	Total	AVG
1.	Lampkin, Tommisha - UNT	15	47	89	136	9.07
2.	Joyner, Amiya - ECU	15	50	83	133	8.87
3.	Smith, Alasia - Mem	14	39	78	117	8.36
4.	Weathersby, Jade - UAB	16	33	99	132	8.25
5.	Periman, Hadley - Tulsa	13	24	80	104	8.00
6.	Adams, Hailey - Rice	15	25	94	119	7.93
7.	Jenkins, Jordyn - UTSA	15	32	79	111	7.40
8.	Brito, Carla - USF	17	51	72	123	7.24
9.	Mputu, L'or - USF	17	52	65	117	6.88
10.	Pittman, Sherese - Tulane	15	30	72	102	6.80
11.	Rivera, Anissa - Temple	15	30	71	101	6.73
12.	Hanna, Dyllan - Tulane	12	28	52	80	6.67
13.	Jenks, Ta'Ziah - FAU	16	43	59	102	6.38
14.	White, Bre'Yon - WSU	17	32	69	101	5.94
15.	Mabry, Amira - Tulane	15	31	57	88	5.87
	Udo, Idara - UTSA	15	50	38	88	5.87
17.	Crawford, Delanie - Tulsa	16	30	62	92	5.75
18.	Breland, Hayleigh - CLT	15	27	58	85	5.67
19.	Ngulefac, Sussy - Rice	15	28	56	84	5.60
	Rembert, Keanna - CLT	15	30	54	84	5.60
	Molina, Jaleesa - Temple	15	30	54	84	5.60

### Field Goal Percentage (Minimum 5 FGM/G average)

	Player	G	FGM	FGA	Pct.
1.	Lampkin, Tommisha - UNT	15	90	161	.559
2.	Murray, Jayla - WSU	17	92	168	.548
3.	Jenkins, Jordyn - UTSA	15	106	208	.510
4.	Joyner, Amiya - ECU	15	96	191	.503
5.	Walsh, Maddie - UAB	16	84	180	.467
6.	Puisis, Sammie - USF	17	94	217	.433
7.	Crawford, Delanie - Tulsa	16	104	257	.405
8.	Boler, Tilly - Mem	14	91	227	.401
9.	Perry, Mya - FAU	16	87	221	.394
10.	East, Tiarra - Temple	15	84	218	.385

### Assists

	Player	G	No.	AVG
1.	De Leon Negron, Nina - UTSA	14	73	5.21
2.	Dembele, Mama - USF	17	87	5.12
3.	Ingram, Stefanie - FAU	16	80	5.00
	Armstead, Journey - UAB	16	80	5.00
5.	Love, Sidney - UTSA	14	56	4.00
6.	Sneed, Kendall - Tulane	15	59	3.93
7.	Taylor, Tristen - Temple	15	55	3.67
8.	Whittington, Kyren - Tulane	15	52	3.47
9.	Johnson, Synia - ECU	13	41	3.15
10.	East, Tiarra - Temple	15	44	2.93
11.	Green, Kay Kay - CLT	15	43	2.87
	Adams, Hailey - Rice	15	43	2.87
13.	Moore, Jada - FAU	16	45	2.81
	Wooten, Desiree - UNT	16	45	2.81
15.	Hardaway, Ereauna - UNT	16	44	2.75

# AROUND THE AMERICAN



## CONFERENCE INDIVIDUAL LEADERS CONT.



### Free Throw Percentage (Minimum 2.5 FTM/G average)

	Player	G	FTM	FTA	Pct.
1.	Crawford, Delanie - Tulsa	16	41	45	.911
2.	Jenkins, Jordyn - UTSA	15	70	83	.843
3.	Deck, Kyla - UNT	13	48	60	.800
4.	Rembert, Keanna - CLT	15	46	58	.793
5.	Smith, Alasia - Mem	14	50	68	.735
6.	Sneed, Kendall - Tulane	15	46	64	.719
7.	Cartwright, Mady - Tulsa	16	48	68	.706
8.	East, Tiarra - Temple	15	44	63	.698
9.	Blow, Salese - WSU	17	46	66	.697
10.	Pittman, Sherese - Tulane	15	45	65	.692
11.	Moore, Jada - FAU	16	43	63	.683
12.	Lampkin, Tommisha - UNT	15	61	104	.587

### Steals

	Player	G	No.	AVG
1.	Dembele, Mama - USF	17	43	2.53
2.	Smith, Alasia - Mem	14	31	2.21
3.	Hearp, Jayla - ECU	15	31	2.07
4.	Deck, Kyla - UNT	13	25	1.92
	Johnson, Synia - ECU	13	25	1.92
6.	De Leon Negron, Nina - UTSA	14	26	1.86
7.	Wooten, Desiree - UNT	16	29	1.81
8.	Rivera, Anissa - Temple	15	26	1.73
9.	Keenan, Victoria - Tulane	15	25	1.67
	Taylor, Tristen - Temple	15	25	1.67
11.	Jenks, Ta'Ziah - FAU	16	26	1.63
12.	Ayson, Kristol - Tulsa	16	25	1.56
	Hill, Elise - Tulsa	16	25	1.56
14.	Sneed, Kendall - Tulane	15	23	1.53
15.	Green, Kay Kay - CLT	15	22	1.47
	Ennis, Dominique - Rice	15	22	1.47
	Miller, Khia - ECU	15	22	1.47

### 3-Point FG Percentage (Minimum 2 3FG/G average)

	Player	G	3FG	3FGA	Pct.
1.	Keenan, Victoria - Tulane	15	44	95	.463
2.	Puisis, Sammie - USF	17	55	121	.455
3.	Eaton, Elauna - Mem	14	28	66	.424
4.	Perry, Mya - FAU	16	42	114	.368
5.	Bershers, Sara - UAB	16	37	102	.363
6.	Boler, Tilly - Mem	14	35	97	.361
7.	Walsh, Maddie - UAB	16	35	100	.350
8.	Ennis, Dominique - Rice	15	30	94	.319
9.	Crawford, Delanie - Tulsa	16	41	132	.311

### 3-Point FG Made

	Player	G	3FG	Avg
1.	Puisis, Sammie - USF	17	55	3.24
2.	Keenan, Victoria - Tulane	15	44	2.93
3.	Perry, Mya - FAU	16	42	2.63
4.	Crawford, Delanie - Tulsa	16	41	2.56
5.	Boler, Tilly - Mem	14	35	2.50
6.	Bershers, Sara - UAB	16	37	2.31
7.	Walsh, Maddie - UAB	16	35	2.19
8.	Ennis, Dominique - Rice	15	30	2.00
	Eaton, Elauna - Mem	14	28	2.00
10.	Hill, Elise - Tulsa	16	30	1.88
11.	Jameson, Taylor - WSU	17	31	1.82
12.	Gary, Tarriyonna - Temple	15	27	1.80
13.	Breland, Hayleigh - CLT	15	26	1.73
14.	Blasigh, Vittoria - USF	17	27	1.59
15.	Bershers, Tracey - UAB	16	24	1.50

# AROUND THE AMERICAN



## CONFERENCE INDIVIDUAL LEADERS CONT.



### Blocked Shots

	Player	G	No.	AVG
1.	Hanna, Dyllan - Tulane	12	22	1.83
2.	Periman, Hadley - Tulsa	13	23	1.77
3.	Jenkins, Jordyn - UTSA	15	20	1.33
	Kelly, Jayla - CLT	15	20	1.33
5.	Rivera, Anissa - Temple	15	19	1.27
6.	Walsh, Maddie - UAB	16	19	1.19
7.	Tucker, Rayne - UAB	16	18	1.13
8.	Mputu, L'or - USF	17	19	1.12
9.	Oliver, Amaya - Temple	12	13	1.08
10.	Lampkin, Tommisha - UNT	15	16	1.07
11.	Adams, Hailey - Rice	15	15	1.00
12.	Ndour, Aicha - WSU	16	15	0.94
13.	Wyche, Taliyah - ECU	13	12	0.92
14.	Weathersby, Jade - UAB	16	14	0.88
15.	Ngulefac, Sussy - Rice	15	13	0.87
	Udo, Idara - UTSA	15	13	0.87
	Pittman, Sherese - Tulane	15	13	0.87

### Assist/Turnover Ratio (Minimum 3 AST/G average)

	Player	G	Ast.	T/O	Ratio
1.	Dembele, Mama - USF	17	87	40	2.18
2.	De Leon Negron, Nina - UTSA	14	73	34	2.15
3.	Taylor, Tristen - Temple	15	55	26	2.12
4.	Love, Sidney - UTSA	14	56	32	1.75
5.	Johnson, Synia - ECU	13	41	26	1.58
6.	Whittington, Kyren - Tulane	15	52	33	1.58
7.	Armstead, Journey - UAB	16	80	51	1.57
8.	Ingram, Stefanie - FAU	16	80	52	1.54
9.	Sneed, Kendall - Tulane	15	59	67	0.88

### Offensive Rebounds

	Player	G	No.	AVG
1.	Udo, Idara - UTSA	15	50	3.33
	Joyner, Amiya - ECU	15	50	3.33
3.	Lampkin, Tommisha - UNT	15	47	3.13
4.	Mputu, L'or - USF	17	52	3.06
5.	Brito, Carla - USF	17	51	3.00
6.	Smith, Alasia - Mem	14	39	2.79
7.	Jenks, Ta'Ziah - FAU	16	43	2.69
8.	Tucker, Rayne - UAB	16	40	2.50
9.	Rodgers, Erin - FAU	12	29	2.42
10.	Hanna, Dyllan - Tulane	12	28	2.33
11.	Jenkins, Jordyn - UTSA	15	32	2.13
12.	Oliver, Amaya - Temple	12	25	2.08
13.	Mabry, Amira - Tulane	15	31	2.07
14.	Weathersby, Jade - UAB	16	33	2.06
15.	Rembert, Keanna - CLT	15	30	2.00
	Molina, Jaleesa - Temple	15	30	2.00
	Pittman, Sherese - Tulane	15	30	2.00
	Rivera, Anissa - Temple	15	30	2.00
	Wyche, Taliyah - ECU	13	26	2.00

### Defensive Rebounds

	Player	G	No.	AVG
1.	Adams, Hailey - Rice	15	94	6.27
2.	Weathersby, Jade - UAB	16	99	6.19
3.	Periman, Hadley - Tulsa	13	80	6.15
4.	Lampkin, Tommisha - UNT	15	89	5.93
5.	Smith, Alasia - Mem	14	78	5.57
6.	Joyner, Amiya - ECU	15	83	5.53
7.	Jenkins, Jordyn - UTSA	15	79	5.27
8.	Pittman, Sherese - Tulane	15	72	4.80
9.	Rivera, Anissa - Temple	15	71	4.73
10.	Hanna, Dyllan - Tulane	12	52	4.33
11.	Brito, Carla - USF	17	72	4.24
12.	Sneed, Kendall - Tulane	15	63	4.20
13.	White, Bre'Yon - WSU	17	69	4.06
14.	De Leon Negron, Nina - UTSA	14	55	3.93
15.	Crawford, Delanie - Tulsa	16	62	3.88

# AROUND THE AMERICAN



## CONFERENCE INDIVIDUAL LEADERS CONT.



### Minutes Played

	Player	G	No.	AVG
1.	Boler, Tilly - Mem	14	490	35.01
2.	Walsh, Maddie - UAB	16	560	34.99
3.	East, Tiarra - Temple	15	517	34.44
4.	Keenan, Victoria - Tulane	15	505	33.69
5.	Perry, Mya - FAU	16	517	32.33
6.	Deck, Kyla - UNT	13	417	32.09
7.	Love, Sidney - UTSA	14	442	31.57
8.	Crawford, Delanie - Tulsa	16	498	31.15
9.	Pittman, Sherese - Tulane	15	461	30.71
10.	Ennis, Dominique - Rice	15	456	30.40
11.	Lampkin, Tommisha - UNT	15	455	30.31
12.	Moore, Jada - FAU	16	482	30.16
13.	Jenkins, Jordyn - UTSA	15	452	30.10
14.	Hardaway, Ereauna - UNT	16	481	30.06
15.	Breland, Hayleigh - CLT	15	451	30.05

### Team Identification

Team	Team ID
Charlotte	CLT
East Carolina	ECU
Fla. Atlantic	FAU
Memphis	Mem
North Texas	UNT
Rice	Rice
South Fla.	USF
Temple	Temple
Tulane	Tulane
Tulsa	Tulsa
UAB	UAB
UTSA	UTSA
Wichita St.	WSU



# AROUND THE AMERICAN



## CONFERENCE TEAM GAME HIGHS



<b>POINTS</b>	100		Wichita St. at CSU Bakersfield (12/18/2024)
	97		Temple at UAB (12/29/2024)
<b>FIELD GOALS MADE</b>	39		Wichita St. at CSU Bakersfield (12/18/2024)
	38		Tulane at Fla. Atlantic (12/29/2024)
<b>FIELD GOAL ATTEMPTS</b>	78		Tulane vs Northern Ariz. (N) (11/30/2024)
	78		Memphis vs Murray St. (11/23/2024)
<b>FIELD GOAL PERCENTAGE</b>	.620	(31-50)	East Carolina at Hampton (12/12/2024)
	.613	(38-62)	Tulane at Fla. Atlantic (12/29/2024)
<b>3 PT FG MADE</b>	16		UAB vs Southern Miss. (12/01/2024)
	15		UAB at Illinois St. (12/20/2024)
<b>3 PT FG ATTEMPTS</b>	36		Rice at Louisiana (12/07/2024)
	35		UAB at Illinois St. (12/20/2024)
	35		Tulsa vs Chicago St. (11/27/2024)
<b>3 PT FG PERCENTAGE</b>	.625	(10-16)	Fla. Atlantic at FIU (11/23/2024)
	.619	(13-21)	Tulane at Fla. Atlantic (12/29/2024)
<b>FREE THROWS MADE</b>	27		Memphis vs Mississippi Val. (11/04/2024)
	24		North Texas vs Tennessee St. (12/04/2024)
	24		North Texas vs Alcorn (11/04/2024)
<b>FREE THROW ATTEMPTS</b>	39		Memphis vs Mississippi Val. (11/04/2024)
	36		North Texas vs Alcorn (11/04/2024)
<b>FREE THROW PERCENTAGE</b>	1.000	(10-10)	Tulsa vs Chicago St. (11/27/2024)
	1.000	(9-9)	South Fla. vs Temple (01/04/2025)
	1.000	(4-4)	UAB at Auburn (12/08/2024)
	1.000	(3-3)	South Fla. vs Vanderbilt (11/14/2024)
<b>REBOUNDS</b>	64		Fla. Atlantic vs Temple (01/08/2025)
	58		East Carolina at Old Dominion (12/15/2024)
<b>ASSISTS</b>	25		Tulsa vs Kansas City (12/15/2024)
	24		Tulane at Fla. Atlantic (12/29/2024)
	24		UAB vs Southern Miss. (12/01/2024)
	24		UAB vs Mississippi Val. (11/16/2024)
	24		Tulane vs Grambling (11/16/2024)
<b>STEALS</b>	23		South Fla. vs Northwestern St. (12/17/2024)
	21		Tulsa vs East Carolina (12/29/2024)
<b>BLOCKED SHOTS</b>	9		Memphis vs North Texas (01/04/2025)
	9		East Carolina vs Fla. Atlantic (01/04/2025)
	9		UAB vs New Orleans (12/18/2024)
	9		Charlotte vs Winthrop (12/16/2024)
	9		UTSA vs Sam Houston (12/07/2024)
<b>TURNOVERS</b>	34		East Carolina at Tulsa (12/29/2024)
	30		Tulsa vs Grambling (12/05/2024)
<b>FOULS</b>	31		Memphis vs Murray St. (11/23/2024)
	31		Tulsa at Missouri St. (11/10/2024)

## NINA DE LEON NEGRON FUELING UTSA WOMEN'S BASKETBALL'S HISTORIC START

By: Sean Cartell / UTSA Athletics

Relentless.

To capture the essence of Nina De Leon Negron, one need only reference the single, meaningful word tattooed in script on her right arm. She added the ink this past May after committing to the UTSA women's basketball program as a graduate transfer.

"It's to remind me that you can do anything you set your mind to," she said. "It's motivation."

De Leon Negron, a graduate transfer from UIW and the first Puerto Rican-born UTSA women's basketball player, is now the engine that's driving the Roadrunners' historic 7-1 start to the 2024-25 season, the second-best record over the first eight games in program annals. The 5-foot-6 point guard ranks in the top-25 nationally in assist-to-turnover ratio (+2.92) and is providing significant leadership to one of the most talented teams in UTSA history.

"She has some really cool qualities about herself that you don't hardly even see anymore," UTSA's fourth-year head coach Karen Aston said. "She was a wonderful gift – for our program, but also for our players. They understood that we really needed someone like her. They get to be around someone who has super confidence in herself and great leadership skills."

Teammate Jordyn Jenkins, a preseason favorite for the American Athletic Conference Player of the Year honor, believes that De Leon Negron brings the basketball and leadership traits that the team needs to reach its collective goals.

"She's brought a seriousness that we wish we would have had earlier," Jenkins said. "She works really hard and is always in the gym. She is the point guard who is going to assist and facilitate, but she's also going to shoot the three, so she gives opposing defenses a really good challenge."

---

De Leon Negron grew up in San Juan, the daughter of Angel and Denise, both of whom played collegiate volleyball in Puerto Rico. She was so drawn to basketball at an early age that Angel entered her into a basketball club called Las Vaqueras de Bayamon.

"I kind of got into it because every time I would see a ball, I would try to bounce it and dribble it," De Leon Negron said. "My dad said 'We should take her to a club.'"

De Leon Negron always knew she would play collegiate sports, like her parents, but never envisioned she would have the opportunity to compete at the Division I level in the United States. Added exposure from playing for the Puerto Rican National Team at the Centrobasket U17 Women's Championship – De Leon Negron averaged 15.0 points per game and 5.0 assists per game during that event – ended up changing the course of her athletic career.

She came on the radar of Laura Harper, the coach of Monteverde Academy, a college preparatory school in the greater Orlando area that is well known for its basketball prowess. De Leon Negron was offered an opportunity to attend and compete for the school in her senior year of high school.

"Once I got the call to move to Orlando, I thought, 'If I have the opportunity, why not do it?'" she said. "I have so many Puerto Rican friends that would love to have the opportunity and, since I had it, I thought, why not? At first it was hard and I felt homesick. I just kept saying that I wanted to make my family proud. The sacrifice has been worth it."

It was during the experience at Monteverde that De Leon Negron began considering the possibility of playing high-level basketball in the United States.

"It had never been a dream because I didn't think I could do it," she said. "I was just thinking that I was going to go to a college in Puerto Rico. But once I moved to the United States my senior year, I was like, I think I can achieve that."

De Leon Negron played her first two collegiate seasons at Austin Peay in Clarksville, Tenn. As a sophomore, she led her squad and ranked fourth in the Ohio Valley Conference with 111 assists on the year. De Leon Negron ranked among the top-60 players nationally with a +1.95 assist-to-turnover ratio, and helped lead the Governors to a postseason appearance in the Women's Basketball Invitational.

She arrived in San Antonio in the fall of 2022 as a transfer to the University of the Incarnate Word. In two years there, she totaled 201 assists and charted six 20-plus-point performances. She was the Southland Conference Newcomer of the Year as a junior in 2022-23 and was a First-Team All-Southland Conference selection as a senior last season.

In her first season with the Cardinals, De Leon Negron turned in one of her best collegiate performances against UTSA, scoring 25 points. She made an immediate impression on Aston, who would later recruit her as a graduate transfer.

"She came on our radar because she kicked our tail two years ago," Aston said. "We played against them and she just wore us out. You could really tell how competitive she was. We didn't really have a grasp on her other qualities, but we knew her competitive spirit and we knew that she could contribute in that manner. We also knew she could shoot the 3 and thought it would help us to have another perimeter player that could stretch the floor."

---

De Leon Negron didn't enter the graduate transfer process with any preconceptions about where she might play next. She knew countryman Jhivvan Jackson, UTSA men's basketball's all-time scoring leader, and he had told De Leon Negron about the school.

She thought her history of success against UTSA might be a barrier to her moving across town to play for the Roadrunners. What she found was quite the opposite; the candor of the UTSA coaching staff was a difference-maker in De Leon Negron's decision-making process.

"I loved the coaches," she said. "Once I got here and saw what the coaches were telling me, it felt like family, it didn't really feel like business. The coaches told me the truth and I knew that they were telling me the truth. I knew that Coach Aston's intentions were real and that's kind of hard to find."

Leadership is perhaps the trait that De Leon Negron has been most counted upon to bring to her new team. Joining a team as a fifth-year player and immediately taking the lead can be a challenge for even the most confident players, but De Leon Negron has handled it with grace.

"It's probably what indicates who she is best of all," Aston said. "That she was able to walk in here and blend so quickly with the group. I think it has just been a tribute to her personality and her skillset as a human being. She understands relationships. She literally came in here with the understanding and the concept of getting to know everybody and who they are, and she didn't force herself or her personality on anybody. She has been accepted by the whole group."

De Leon Negron admits that the situation was somewhat intimidating to enter, but the support of her coaches and, particularly, her teammates has made her transition nearly seamless.

"The first month was a struggle," De Leon Negron said. "I had to prove myself. But I feel like it would have been like that at every single school that I could have gone to. The coaches just gave me that freedom since the moment that I walked in here. Coach would kind of say, 'We brought Nina here because we needed a leader.' The girls allowed me to do that. They started listening and there was never a problem with it."

She perfectly navigated what could have been a challenging relationship with junior Sidney Love, a hometown favorite from nearby Cibolo who was one of Aston's first recruits. Love's commitment to UTSA early in her head coach's tenure provided an early indicator to other top area players that the Roadrunners were taking big strides to become an elite program. Many of the talented student-athletes on UTSA's current roster soon followed with their commitments to the program.

The Roadrunners have relied on Love, who came to the program as a point guard, to start since her freshman season of 2022-23. She had to quickly learn how to be an NCAA Division I floor general from the very beginning of her collegiate career. Love has moved to the shooting guard position with De Leon Negron earning the starting nod at point guard. What could have been an awkward situation has turned into a strong relationship.

"Sidney really had to learn her own way of doing things without having a role model," Aston said. "I had some anxiety about bringing someone else in here with a now-three-year starter, but it has been really fun to see her relationship with Sidney and how they've meshed together. I think that Sid really looks up to her and has shown her a different way to be. And that's super cool."

The bond between De Leon Negron and Love has given the Roadrunners a dynamic backcourt that has been central to their success. Both players rank among the top-60 nationally in assists per game and are both equally threatening to opponents as scorers.

"We go into the film room with coach every single week and we watch point guard film," De Leon Negron said. "Sidney has been starting since she was a freshman so she had to be a leader because she had no other choice. When you're a freshman, that's hard."

From the outside, it also might seem unexpected that De Leon Negron has built a strong relationship with Jenkins, the 2022-23 Conference USA Player of the Year, whose name is synonymous with the program and brings definite star power to the roster after transferring from USC in 2022. It is a tribute to the humility and dedication of both players, as well as their shared goals for the program.

"Nina and I have really good chemistry," Jenkins said. "I feel like a lot of people wouldn't have expected it because she's new. Her love and care for the game allows us to have that chemistry because we're on the same page."

De Leon Negron credits the closeness of her team for helping make her transition that much smoother.

"We hang out a lot outside of basketball," she said. "We're in each other's apartments and we're always talking. Nine times out of 10, we're talking about basketball and the team."

As if destiny and reality are on the same track for De Leon Negron, she is constantly finding indications that things are falling perfectly into place for her.

For the first time in her collegiate career, she had the opportunity to play at home in front of her family when the Roadrunners traveled to San Juan to play in the Puerto Rico Clasico over Thanksgiving.

“Who would have thought?” De Leon Negron wondered aloud. “I don’t think I’ve ever felt a better feeling than what I felt at that first game when I saw my family there. It was amazing; I hadn’t felt that in years.”

In a pair of wins during her homecoming, De Leon Negron averaged 9.5 points per game, 6.0 assists per game and 5.5 rebounds per game. Her coach was equally delighted for her player to get to experience the moment with family.

“That was one of the coolest experiences I’ve had as a coach,” Aston said. “Mainly because of the fact that it wasn’t pre-planned. For that to play out the way that it did, for her to decide to come here and to be able to see her show everybody in our program her surroundings was really cool. You could tell that she was proud to be able to see her family and she got to spend Thanksgiving with them, which she probably hasn’t done since she first left home.”

Over the years, De Leon Negron has modeled her game after two prominent Puerto Rican basketball players who have played at the highest level – former Dallas Mavericks player and Puerto Rican national team member J.J. Barea and former Atlanta Dream and University of Texas player Carla Cortijo. Cortijo was recruited and mentored by Aston, who was an assistant with the Longhorns at the time.

De Leon Negron’s passion for the game of basketball is palpable and she hopes to continue playing professionally once her time at UTSA has concluded.

“If I keep playing how I’ve been playing, I think that I would really like to [play professionally],” she said. “I know for sure that I would like to play in Puerto Rico but, if I ever get the opportunity to go overseas, I might just go ahead and take it.”

De Leon Negron earned her bachelor’s degree at UIW, where she was a member of the Dean’s List, and is currently pursuing a graduate certificate in health from UTSA’s College for Health, Community and Policy.

Regardless of when the ball stops bouncing for De Leon Negron, she never plans to be far from the game. She looks to pursue a career in coaching, a desire that has only been increased since she began playing for Aston.

De Leon Negron has built a strong bond with Associate Head Coach Jamie Carey, who was an All-Big 12 Conference point guard at Texas, where she was recently inducted into the Athletics Hall of Fame, and led the Longhorns to the 2003 NCAA Final Four. Aston, who was an assistant at Texas during Carey’s playing days, sees many of Carey’s best attributes in De Leon Negron.

“Nina puts everybody before herself and Jamie has that type of personality too,” Aston said. “Jamie’s a little more serious and Nina can be super bubbly at times. She has really helped our team change its personality because she balances out the seriousness of Jamie and I. I think she’s a real benefit in that manner. Her desire to study the game, to pick the brains of the people that she’s playing for, and then to get to know her teammates and what they need from her is very similar to Jamie. Those are all the point guard qualities that you’re looking for.”

Carey has become a pivotal mentor for De Leon Negron, guiding her to pursue her passion as both a point guard and, in the future, as a coach.

“Coach Jamie and I have had so many conversations about basketball and, every time, she’s like, ‘You need to be a coach.’” De Leon Negron said. “She helps me a lot. I feel like we see the game the same way.”

For now, De Leon Negron is focused on helping the Roadrunners be the best team they can be on a daily basis. She won’t allow herself to get caught up in the statistics or the accolades or the wins. She embraces the process of being great.

“We’ve been working so hard and Coach keeps talking about stacking wins,” De Leon Negron said. “Even when we win, we don’t see it as we’ve won so many in a row, we just see it as another game. It’s just another step to reaching the goal. We can’t get too high or too low, we need to keep it neutral. That’s how I see it. That’s what championship teams do.”

And while she’s careful not to look too far ahead, De Leon Negron believes that this UTSA team has the potential to be one of the best in program history.

“We have a really talented team,” she said. “Everyone is talented in their own way. I say we can get to wherever we set our mind to. I really believe it.”



**FOCUSED ON FAMILY: UTSA WOMEN'S BASKETBALL'S IDARA UDO***By: Sean Cartell / UTSA Athletics*

SAN ANTONIO – Family has always been the most important thing in Idara Udo's life.

A native of Plano, Texas, Udo is a first-generation American as her parents Ituru Inim and Efrung Udo immigrated from Nigeria in their late 20s. She takes great pride in both her Nigerian heritage and in the opportunities afforded to her.

"The chance to represent my parents and represent the sacrifices they made for me is something that I'll forever hold close to my heart," Udo said. "All in all, I just want to make them proud and take advantage of the opportunities that they didn't have growing up."

Udo's UTSA family is equally as important to her and was the main reason she chose to join the Roadrunners.

"I think if you ask everybody on our team why they came here, it would just be the feeling," she said. "It's a feeling of trust within the coaching staff and within Coach Aston. You know you're going to be taken care of when you come here. You know that Coach has faith in you and, if you work hard, she's going to reward the hard work."

\* \* \* \* \*

Basketball, to Udo, has always been something she has done for fun, even as she has established herself as one of the top post players in the American Athletic Conference.

Growing up in Plano, Udo's mother was looking for activities for Idara and her sister, Sema, to participate in. For Udo, now 6-foot-1, basketball just made sense.

"My mom put my little sister in gymnastics, but gymnastics was just not for me the way I was built, so she decided to put me in basketball. She signed me up for a rec league and that's how I started playing."

Udo excelled both in academics and basketball as a prep player at Plano East Senior High, a program rich in girls basketball tradition. She helped lead her team to two district championships and was a First-Team All-District selection each of her last three years, and was an Academic All-District honoree. Udo scored more than 1,000 career points for the Panthers and was the District Defensive Player of the Year in her sophomore and senior campaigns.

By a turn of fate, Udo came on Karen Aston's radar early. Aston, who had been hired as UTSA's head coach in April 2021, was recruiting another player at Plano East, when Udo caught her eye.

"I saw Idara a year younger than what we would usually target someone, but I just thought that she had a lot of potential at the time I saw her and I thought she would fit our style," Aston said. "That's what you look for – someone who is not going to have a dramatic transition in style of play. And then you take it from there and you work on development."

Udo possesses two of the most important qualities that Aston – who has, for decades, been known as one of the nation's top recruiters – looks for in a prospective student-athlete. Most importantly for any player, she has what Aston terms a "high motor," an intangible inner drive that she can spot as soon as she sees it. Udo also came from a winning high school program, an experience that teaches a player the importance of collective team success, not just individual accolades.

"You look at Idara, she's smart and she has a high motor," Aston said. "Sometimes kids at her position don't get to move in a lot of space and, when they come out of high school, they have to figure out how to rev their motor up. She already came with that. She played in a high school program that's very used to winning. It's a big key for me to bring in kids who are used to winning and have that cultural mindset."

Playing college basketball wasn't something that Udo had ever really considered until she started to get looks from Division I programs, especially UTSA. She wasn't caught up in the recruiting process as some players can be. She's always just been a player who loves basketball.

"I didn't really feel like that was an attainable possibility," Udo said. "I had no idea probably up until the summer of my junior year when I started getting offers. Up until that point, I was playing basketball for fun just to have something to do and just because I was kind of good at it."

\* \* \* \* \*

It didn't take long upon her arrival at UTSA for Udo to make an impact on her team. By the third game of her collegiate career, she had cracked the starting lineup and finished her rookie campaign with 22 starts, averaging 7.4 points per game, 5.9 rebounds per game and 25 total blocked shots.

Playing in the post alongside former standout and current Director of Basketball Operations Elyssa Coleman gave Udo a crash in being successful at the collegiate level.

"She had a lot of responsibility last year because Jordyn [Jenkins] was out, so it escalated her growth," Aston said. "She had a wonderful

experience playing with Elyssa and I think it helped her grow.”

Much like the opportunity to play college basketball was unexpected for Udo, so too was the big role that she played on her team as a freshman. What wasn’t a surprise was that she immediately stepped up to the challenge.

“I had no idea that my freshman year was going to go the way it did or that I was going to have such an impact for my team,” she said. “I put in a lot of work in the gym. Our coaching staff had a lot of faith in me and I had faith in myself. As I trusted in my work, I gained confidence.”

One of the most memorable moments of the 2023-24 season for Udo, and for the team, came last January at the Convocation Center in a game against American Athletic Conference-leading Charlotte.

Udo missed a turn-around jumper at the end of regulation that would have given the Roadrunners the win. In the first overtime, she hit two clutch free throws with nine seconds left to seemingly clinch the victory, but the 49ers hit a buzzer-beating shot to tie the game. With 1.8 seconds remaining in double overtime, Udo connected on a put-back to secure the 81-80 win for UTSA. She raced over to the sideline and lifted Aston in the air in celebration. Udo finished that game with 26 points, nine rebounds and three blocks.

“To this day, that is probably my favorite moment at UTSA,” Udo said. “It was just crazy, especially as a freshman. I had a really good game and then I had two other opportunities to win the game before that, so it was just a special moment to be able to seal the win. I picked Coach up and all my teammates jumped on me. We deserved to win that game and I feel like I helped us do that.”

Udo’s impressive rookie season drew national attention and, in the current landscape of college athletics, she could have sought opportunities to play for other programs. But Udo’s roots are cemented in San Antonio with the Roadrunners.

“Even though I may have had the opportunity, it never really crossed my mind,” she said. “I love it here. I love our coaching staff. I think we have a really elite coaching staff and a really elite team. I love San Antonio. Coach and the coaching staff have done nothing but put their trust in me, so I’m just here to make them proud.”

\* \* \* \* \*

If her first year and a half as a college basketball player are any indication, Udo has a long future ahead of her in the game. But when the ball stops bouncing, it should come as no surprise that she aspires to work in a career field focused on helping others.

Udo is majoring in medical humanities within the College of Liberal and Fine Arts. She long considered a career in nursing, but is since exploring the possibility of pursuing a career in sports medicine.

“Since I’ve been part of college athletics, I’ve been really interested in sports medicine and it’s been crossing my mind a lot,” she said. “I definitely still want to be in the medical field, but if possible, I want to do something like sports medicine or sports physical therapy, maybe helping rehab injured athletes.”

As long as she can remember, Udo has been focused on the medical field, inspired by her mother’s lengthy career as a nurse.

“I’ve never really been interested in anything else,” Udo said. “I always watched the medical shows. My mom’s been a nurse for over 20 years, so that’s another big factor that influences me. It’s just something that I feel like I’ve been called to do. I feel like I was meant to be in the medical field. I really love basketball, so if I can combine working in the medical field along with sports, that would be really fun for me.”

\* \* \* \* \*

Udo considers every member of the UTSA women’s basketball program to be her family. But that will take on even more meaning next season when her younger sister, Sema, joins the team.

“Honestly, it’s a dream come true,” Udo said. “I’m extremely excited to have my little sister with me, especially going through college basketball. There are going to be a lot of ups and downs for her coming into college and I’m just glad I can be here with her and kind of guide her since I have a head start on the process.”

Sema Udo has been a two-time First-Team All-District selection at Plano East Senior High and has been named her team’s Most Valuable Player each of the last two seasons. Aston is looking forward to having both Udo sisters take the court for her team next year.

“I’m super excited about that,” Aston said. “I kind of see the same things in Sema that I saw in Idara. They both have fun-loving personalities and they’re competitive. Sema is a different type of player. She’s more of a three or four as she’s built. Obviously, it will be a learning curve for her to get to the level that we play at, but I’m excited about her future.”

For Idara Udo, it’s not just the addition of a sibling on her team, but a chance to welcome her closest friend to the program she loves so much.

“My whole life, she’s just been my best friend,” Idara Udo said. “Through thick and then, through everything we’ve been through, she’s my favorite person. I’m just excited that I get to play college basketball with my favorite person.”

\*\*\*\*\*

Thirteen games into the 2024-25 season, Udo has helped lead the charge in what the Roadrunners will be a historic campaign. She has started all 13 contests, averaging 7.2 points per game and 5.8 rebounds per game. Udo has scored in double figures on four occasions this year and continues to work hard to expand her game.

"I feel like I've gained versatility from last season to this season," she said. "I think I'm taking more outside shots and I've attempted a few threes this year, as well. I think I've improved on my defense in terms of my defensive IQ. I'm more comfortable doing more stuff besides just being a low post."

While Aston is pleased by Udo's continual development and commitment, she still sees much more potential in her standout sophomore.

"She's pretty serious about what she does," Aston said. "She's one of those who takes prep seriously and takes the scout seriously. That's kind of unique for a kid her age. Normally, it's probably another year from now before they really understand game plans and all of that. But I still think her ceiling is super high. She's got a lot more that she'll get from being in the gym on a daily basis."

Just like her teammates, Udo isn't motivated by individual accomplishments. She's focused on helping her UTSA team reach new heights.

"I think that our team has endless possibility and endless potential," Udo said. "I think this year's team has a different mindset - a hungry mindset with unfinished business. Even though our program made history last year, we knew we could have gone further."

"I'm really excited to see how far we go this year because I know that everybody on our team has put in the work and I think we're going to get rewarded for the work that we've put in. That's our mindset this year - yes, we know we can go far, but let's do more."

Udo has been on the forefront of pushing UTSA to its historic start. With Wednesday's win against Charlotte, this year's Roadrunners have now matched the best start in school history with the 1985-86 team. Countless milestones have already been achieved with more to come.

"It's kind of hard to wrap your mind around it," Udo said. "I think it's incredible. I didn't really know much about UTSA's history when I came here, but it was very evident to me when I first started playing that we were going to have the opportunity to make history. It's special to put work in and grow a program and make a program proud, because that's something no one can take away from you. It's something you'll be a part of for the rest of your life."

Through the lens with which Udo views every aspect of her life, she believes that the biggest key to the Roadrunners' record-breaking success will be their family-like bond.

"Family, to me, is everything," Udo said. "Not only blood family, but the family I've created coming to UTSA, on and off the court. Our team is a big family and my teammates are like sisters. That reflects on the court. Our chemistry that we've built throughout these years shows on the court. Family is the way to everything. I just love all my family - my UTSA family and my family at home."

###