

• 2024-25 UTSA ROADRUNNERS WOMEN'S BASKETBALL •

| UTSA at South Florida | Jan. 29 | Tampa, Fla. | Yuengling Center |

#CASHIN • #BIRDSUP • #LETSGO210

GO.UTSA.COM



2024-25 SCHEDULE AND RESULTS

THE MATCHUP

HEAD-TO-HEAD

NOVEMBER

7	at Texas A&M (SECN+)	L, 51-55
9	UTRGV (ESPN+)	W, 74-69
14	at New Mexico State (ESPN+)	W, 75-61
16	at UTEP (N/A)	W, 78-73
20	Texas A&M-Corpus Christi (ESPN+)	W, 62-43
28	UNC Greensboro % (PPV Live Stream)	W, 62-53
29	Towson % (PPV Live Stream)	W, 71-40

DECEMBER

7	Sam Houston (ESPN+)	W, 79-36
16	at #RV/RV Stanford (ACCNX)	L, 57-62
19	UT Arlington (ESPN+)	W, 76-61
21	at Texas State (ESPN+)	W, 70-54
29	at Charlotte * (ESPN+)	W, 64-50

JANUARY

1	UAB * (ESPN+)	W, 67-56
4	at Tulsa * (ESPN+)	W, 60-53
8	Rice * (ESPN+)	W, 67-58
11	Wichita State* (ESPN+)	W, 69-51
15	at Memphis * (ESPN+)	W, 70-68
18	at UAB * (ESPN+)	W, 73-63
22	Tulsa * (ESPN+)	W, 64-53
29	at South Florida * (ESPN+)	6 p.m.

FEBRUARY

1	Temple * (ESPN+)	2 p.m.
4	North Texas * (ESPN+)	6:30 p.m.
8	at Wichita State * (ESPN+)	1 p.m.
12	East Carolina * (ESPN+)	6:30 p.m.
15	Memphis * (ESPN+)	2 p.m.
22	at Rice * (ESPN+)	TBD
25	at Tulane * (ESPN+)	6:30 p.m.

MARCH

1	Florida Atlantic * (ESPN+)	12 p.m.
4	at East Carolina * (ESPN+)	5 p.m.
8-12	AAC Championships (ESPN Networks)	TBD

All Times Central | Home Games in **Bold** | Neutral Site Games in *Italics*
Puerto Rico Classico % | AAC Games *

WE ARE UTSA

When referencing University of Texas at San Antonio Athletics, please use the acronym **UTSA** and the nickname **ROADRUNNERS**. Please refrain from using UT-San Antonio, Texas-San Antonio, UT-SA, Lady Roadrunners or any other variation.

• The UTSA women's basketball team is headed for Tampa, Florida, where an American Athletic Conference match-up against South Florida awaits at 6 p.m. CT at the Yuengling Center.

• The Roadrunners (17-2, 8-0 The American) are coming off a 64-53 victory over Tulsa that secured the squad's first 10-game winning streak since the 2007-08 season.

• The Bulls (13-8, 6-2 The American) bested East Carolina, 63-60, last time out and enter the game tied for third in the league standings.

• As a team, they pace the AAC in three-point percentage with a 36.2% mark, sitting 25th nationally, and 14.9 turnovers per game are the fewest in the conference.

• Sammie Puisis has played a major role in their success from beyond the arc, with 64 made threes and an average of 3.05 per game, both sitting inside the top 10 on the NCAA leaderboard.

• She maintains a 43.2% clip from deep, and 14.7 PPG are sixth in The American.

• Vittoria Blasigh joins Puisis in averaging double-digit scoring figures at 10.5, and Carla Brito is the team's leading rebounder, averaging 7.5 per game.

• Mama Demele has starred for the squad defensively, swiping 52 steals, which ranks 31st across the country, and she also leads the team with 101 assists.



Wednesday, Jan. 29 | 6 p.m. CT
Tampa, Fla.
UTSA at USF



67.8	POINTS PER GAME	64.6
55.7	OPP. POINTS PER GAME	59.8
40.5	REBOUNDS PER GAME	36.1
+11.0	REBOUNDING MARGIN	+2.3
42.4	FIELD GOAL PCT.	41.2
30.8	3-POINT PCT.	36.2
72.1	FREE THROW PCT.	70.6
14.6	ASSISTS PER GAME	14.0
17.1	TURNOVERS PER GAME	14.9
7.8	STEALS PER GAME	9.2
4.4	BLOCKED SHOTS PER GAME	3.3

UTSA Roadrunners

Overall Record.....	17-2
American Athletic Conference Record.....	8-0
Home Record.....	8-0
Away Record.....	7-2
Neutral Record.....	2-0

South Florida Bulls

Overall Record.....	13-8
American Athletic Conference Record.....	6-2
Home Record.....	10-2
Away Record.....	3-3
Neutral Record.....	0-3
UTSA All-Time vs USF.....	2-0
at UTSA.....	1-0
at USF.....	0-0
Current Streak.....	W2
Last.....	W, 58-56 (Mar. 11, 2024 at AAC Champ.)

WHERE TO WATCH: ESPN+

Jim Louk (play-by-play)
Leah Secondo (analyst)

GAME COVERAGE

Stats: goutsa.com/wbbstats
Watch: goutsa.com/wbblive
X (Twitter): @UTSAWBB

WHERE TO LISTEN: THE BULL 93.3

www.goutsa.com/wbbradio
Neal Raphael (play-by-play)
The iHeartRadio app

PREVIOUS GAME STARTERS (64-53 WIN VS. TULSA)



8
NINA
DE LEON NEGRON
GS • G • 5-6



11
SIDNEY
LOVE
JR • G • 5-8



20
MAYA
LINTON
JR • G • 5-11



32
JORDYN
JENKINS
R-SR • F • 6-0



25
IDARA
UDO
SO • F • 6-1

QUICK FACTS

Institution Name..... The University of Texas at San Antonio (UTSA)
Location..... San Antonio, Texas
Founded..... 1969
Enrollment..... 35,900
Nickname..... Roadrunners
School Colors Navy Blue (PMS 289), Orange (PMS 1665), White
Arena (Capacity)..... Convocation Center (2,650)
Year Opened..... 1975
Conference..... American Athletic Conference
President..... T. Taylor Eighmy, Ph.D. (Tufts, 1980)
Vice President/Athletics Director..... Lisa Campos (Colorado State)
Athletic Department Phone..... 210.458.4161
Ticket Office Phone..... 210.458.UTSA (8872)

TEAM INFORMATION

2023-24 Overall Record..... 18-15
Home / Away / Neutral..... 10-4/7-10/1-1
Conference Record/Finish..... 10-8/4th
Letterwinners Returning/Lost..... 9/7
Starters Returning/Lost..... 4/2
Newcomers..... 6

HISTORY

First Year of Basketball..... 1981-82
All-Time Record (pct.)..... 577-637 (.475)
All-Time AAC Record (pct.)..... 18-8 (.692)
Conference Regular Season Championships..... 2
2002-03 (Southland) • 2008-09 (Southland)
Conference Tournament Championships..... 2
2008 (Southland) • 2009 (Southland)
Postseason Tournament Appearances/Record..... 3/1-3 (.250)
2008 (NCAA) • 2009 (NCAA) • 2024 (WNIT)
NCAA Tournament Appearances/Record..... 2/0-2 (.000)
2008 • 2009
Last NCAA Postseason Opponent/Result..... 2009
Lost to No. 2 seed Baylor, 87-82 OT (March 22, 2009)
WNIT Tournament Appearances/Record..... 1/1-1 (.500)
2024
Last WNIT Postseason Opponent/Result..... 2024
Lost to Wyoming, 80-64 in Second Round (March 24, 2024)

COACHING STAFF

Head Coach..... Karen Aston (Fourth season - Little Rock, 1987)
Record at UTSA (Years)..... 55-59 (Four seasons)
Career Record (Years)..... 340-205 (17 seasons)
Assoc. Head Coach..... Jamie Carey (Fourth Season - Texas, 2004)
Assistant Coach..... Cameron Miles (Fourth Season • San Diego, 2013)
Assistant Coach..... Chantel Govan (Second Season • UTSA, 2022)
Assistant Coach..... Sophia Ramos (Second Season • San Diego St., 2022)
Assistant Coach..... Angel Almaguer (Second Season • UTSA 2022)
Director of Operations.. Elyssa Coleman (First Season • UTSA, 2022)
Director of Performance..... Carl Austin III (Fourth Season • UTSA, 2018)
Athletic Trainer..... Tam-Anh Nguyen (Third Season • Texas, 2019)
Graduate Assistant..... Christian Hyde (First Season • UIW, 2023)

ATHLETICS COMMUNICATIONS

Associate Athletics Director/Communications..... Kyle Stephens
Assistant Director [WBB Contact]..... Ryan Smith
Smith's Email Address..... ryan.smith2@utsa.edu
Smith's Cell Phone..... 361.442.9600
Website..... goutsa.com

ROADRUNNER NOTES AND NEWS

WITH A WIN...

- The Roadrunners would be 18-2 and would be 9-0 in American Athletic Conference play.
- UTSA would extend their winning streak to 11, for the longest winning streak since a 13 game streak in the 2002-03 campaign that serves as the program record.
- The 'Runners would extend their best start in program history through the first 20 games.
- UTSA would extend their best start to conference play in program history through the first nine games.
- The Roadrunners would match last seasons win total, which included wins at both the conference tournament and the WNIT.
- With 11 games yet to be played, the Roadrunners would have their 18th win, tying eight other teams for the 4th-most in program history.

LAST TIME OUT

- The Roadrunners (17-2, 8-0 The American) are coming off a 64-53 victory over Tulsa that secured the squad's first 10-game winning streak since the 2007-08 season.
- UTSA also won their 11th consecutive contest in the Convocation Center, tying a stretch from Jan. 9, 2002-Nov. 28, 2003, for the program record.
- Graduate student Nina De Leon Negron was awarded AAC Player of the Week after pouring in 19 points with 10 rebounds, eight assists, a block and a steal.
- Also performing well, sophomore Idara Udo collected 16 points with eight boards, two blocks, and two steals, while junior Cheyenne Rowe scored nine with four rebounds.

'RUNNERS IN THE RANKINGS

- As of 1/27, UTSA ranks eighth in the NCAA with a plus-11.0 rebound margin and is 19th with 15.3 offensive rebounds per game.
- A 55.7 scoring defense is 25th, 4.4 blocks per game are 34th, and a 37.0% field goal defense is 34th as well.
- Redshirt senior Jordyn Jenkins continues to pace The American in points and points per game with 360 for an average of 18.9 PPG.
- She also leads in free throws (82), free throw percentage (84.5), and field goals (131) while checking in at third in blocks with 25 and eighth in rebounds per game at 7.3.
- Graduate Student Nina De Leon Negron ranks atop the AAC and 29th in the NCAA with 5.2 assists per game.

2024-25 WOMEN'S BASKETBALL ROSTER

#	Name	Pos	Ht	Yr.	Hometown • High School / Previous School
1	Siena Guttadauro	G	5-6	JR.-3L	San Jose, Calif./Archbishop Mitty HS
2	Alexis Parker	G	5-9	Jr.-2L	San Antonio, Texas/Brandeis HS
3	Emma Lucio	G	5-9	So.-1L	Edinburg, Texas / Robert Vela HS
4	Damara Allen	G	5-10	Fr.-HS	Aurora, Colo. / Cherokee Trail HS
5	Mia Hammonds	G	6-3	Fr.-HS	Cibolo, Texas / Steele HS
7	Nyayongah Gony	F	6-4	R-Sr.-TR	Lincoln, Neb. / Lincoln HS / Miami (Fla.) / Mississippi State
8	Nina De Leon Negron	G	5-6	GS.-TR	San Juan, Puerto Rico / Monteverde Academy / Austin Peay / UIW
11	Sidney Love	G	5-8	Jr.-2L	Cibolo, Texas/Steele HS
12	Aysia Proctor	G	5-8	So.-1L	Schertz, Texas / Samuel Clemens HS
13	Taylor Ross	F	6-1	Fr.-HS	San Antonio, Texas / Brennan HS
20	Maya Linton	F	6-0	Jr.-2L	Duncanville, Texas/Duncanville HS
21	Cheyenne Rowe	F	6-2	Jr.-1L	Ajax, Ontatio / Bill Crothers Secondary School / JMU
25	Idara Udo	F	6-1	So.-1L	Plano, Texas / Plano East HS
32	Jordyn Jenkins	F	6-0	R-Sr.-2L	Renton, Wash./Kentridge HS/Southern California
33	Emilia Dannebauer	F/C	6-4	Fr.-HS	Berlin, Germany / Sportgymnasium Chemnit

UTSA RECORD WHEN...

Category	H	R	N	O
Overall	8-0	7-2	2-0	17-2
Conference	4-0	4-0	0-0	8-0
Non-Conference	4-0	3-2	2-0	9-2
Overtime	0-0	0-0	0-0	0-0
Double Overtime	0-0	0-0	0-0	0-0
Top-10 Opponents	0-0	0-0	0-0	0-0
Top-25 Opponents	0-0	0-0	0-0	0-0
Receiving Votes	0-0	0-1	0-0	0-1
Wear White	8-0	0-0	1-0	9-0
Wear Orange	0-0	4-1	0-0	4-1
Wear Navy	0-0	3-1	1-0	4-1
In November	2-0	2-1	2-0	6-1
In December	2-0	2-1	0-0	4-1
In January	4-0	3-0	0-0	7-0
In February	0-0	0-0	0-0	0-0
In March	0-0	0-0	0-0	0-0
Lead at Half	6-0	5-0	2-0	13-0
Trail at Half	2-0	2-2	0-0	4-2
Tied at Half	0-0	0-0	0-0	0-0
Decided by 1-4 Points	0-0	1-1	0-0	1-1
Decided by 5-9 Points	2-0	2-1	1-0	5-1
Decided by 10+ Points	6-0	4-0	0-0	10-0
Scoring 80+	0-0	0-0	0-0	0-0
Scoring 70-79	3-0	5-0	1-0	9-0
Scoring 60-69	5-0	2-0	1-0	8-0
Scoring 50-59	0-0	0-2	0-0	0-2
Scoring 0-49	0-0	0-0	0-0	0-0
Opp. Scoring 80+	0-0	0-0	0-0	0-0
Opp. Scoring 70-79	0-0	1-0	0-0	1-0
Opp. Scoring 60-69	2-0	3-1	0-0	5-1
Opp. Scoring 50-59	4-0	3-1	1-0	8-1
Opp. Scoring 0-49	2-0	0-0	1-0	3-0
FG 50% or Higher	2-0	1-0	0-0	3-0
FG 40-49.9%	3-0	3-0	1-0	7-0
FG 39.9% or Lower	2-0	2-2	1-0	5-2
Opp. FG 50% or Higher	1-0	0-0	0-0	1-0
Opp. FG 40-49.9%	1-0	4-0	0-0	5-0
Opp. FG 39.9% or Lower	6-0	3-2	2-0	11-2
Better FG% than Opp.	6-0	6-0	2-0	14-0
FG% is Equal	0-0	0-0	0-0	0-0
Opp. Better FG%	2-0	1-2	0-0	3-2
FT 80% or Higher	1-0	2-0	1-0	4-0
FT 70-79.9%	4-0	3-0	0-0	7-0
FT 69.9% or Lower	3-0	2-2	1-0	6-2
Opp. FT 80% or Higher	1-0	0-0	0-0	1-0
Opp. FT 70-79.9%	2-0	2-0	0-0	4-0
Opp. FT 69.9% or Lower	5-0	5-2	2-0	12-2
Better FT% than Opp.	6-0	5-0	1-0	12-0
FT% is Equal	0-0	0-0	0-0	0-0
Opp. Better FT%	2-0	2-2	1-0	5-2
Outrebounding Opp.	7-0	7-1	1-0	15-1
Rebounds are Equal	0-0	0-0	1-0	1-0
Outrebounded by Opp.	1-0	0-1	0-0	1-1
More Assists than Opp.	8-0	3-0	2-0	13-0
Assists are Equal	0-0	2-0	0-0	2-0
Fewer Assists than Opp.	0-0	2-2	0-0	2-2
Fewer TO than Opp.	5-0	2-1	1-0	8-1
Turnovers are Equal	0-0	0-1	0-0	0-1
More TO than Opp.	1-0	5-0	1-0	9-0
4+ in Double Figures	3-0	2-0	0-0	3-0
3 in Double Figures	3-0	4-1	2-0	9-1
2 in Double Figures	4-0	0-1	0-0	4-1
1 in Double Figures	0-0	1-0	0-0	1-0
Bench Scores More	7-0	1-1	1-0	9-1
Bench Points are Equal	0-0	1-0	0-0	1-0
Opp. Bench Scores More	1-0	5-1	1-0	7-1
More Fast Break Points	6-0	4-0	1-0	11-0
Fast Break Points are Equal	0-0	1-1	0-0	1-1
Fewer Fast Break Points	2-0	2-1	1-0	5-1
More Points in Paint	7-0	5-2	2-0	14-2
Points in Paint Equal	0-0	1-0	0-0	1-0
Fewer Points in Paint	1-0	1-0	0-0	2-0
Highest Scoring Quarter	25 / November 14, 2024 at New Mexico State			
1Q	20 / January 18, 2025 at UAB			
2Q	26 / November 16, 2024 at UTEP			
3Q	27, 2x / January 15, 2025 vs. Memphis			
4Q				
Lowest Scoring Quarters	11 / December 16, 2024 at Stanford			
1Q	6 / January 15, 2025 vs. Memphis			
2Q	10 / December 16, 2024 at Stanford			
3Q	13, 4x / January 4, 2025 at Tulsa			
4Q				
Opponent Highest Scoring Quarters	19 / January 15, 2025 vs. Memphis			
1Q	22 / November 20, 2024 vs Texas A&M-Corpus Christi			
2Q	27 / November 9, 2024 vs UTRGV			
3Q	26 / January 15, 2025 vs. Memphis			
4Q				
Opponent Lowest Scoring Quarters	7 / December 19, 2024 vs UT Arlington			
1Q	8, 2x / January 11, 2025 vs. Wichita State			
2Q	3 / November 20, 2024 vs Texas A&M-Corpus Christi			
3Q	6 / December 7, 2024 vs Sam Houston			
4Q				
Largest Halftime & Final Score	42 / December 19, 2024 vs UT Arlington			
Half	79 / December 7, 2024 vs Sam Houston			
Final				
Lowest Halftime & Final Score	22 / November 7, 2024 at Texas A&M			
Half	51 / November 7, 2024 at Texas A&M			
Final				
Opponent Largest Halftime & Final Score	38 / November 16, 2024 at UTEP			
Half	73 / November 16, 2024 at UTEP			
Final				
Opponent Lowest Halftime & Final Score	20 / December 21, 2024 at Texas State			
Half	36 / December 7, 2024 vs Sam Houston			
Final				

NOTES AND NEWS CONT.

ATOP THE AMERICAN

- Through eight games, UTSA ranks atop the American Athletic Conference, and is the last unbeaten team in the league
- With an 8-0 start to conference play, UTSA has surpassed the the 1983-84 team for the best-ever start to league action.
- The 1983-84 squad began 5-0 with wins over Oral Roberts, Oklahoma City, West Texas A&M, Hardin Simmons and UTEP before falling to West Texas A&M in Oil County Athletic Conference action.

A DOMINANT PERFORMANCE

- On 1/27, the American Athletic Conference released its weekly awards, with graduate student Nina De Leon Negron claiming Player of Week for the first time at UTSA.
- De Leon Negron was phenomenal across a 64-53 victory over Tulsa, finishing two assists shy of a triple-double with 19 points, 10 rebounds, and eight helpers.
- Defensively, she posted a block and steal, all while shooting 50% from the field and 50% from beyond the arc.
- This marks the fourth consecutive week that a Roadrunner has won the award and the sixth time this season, as redshirt senior Jordyn Jenkins has earned five.

QUEENS OF THE CONVO

- After taking down Tulsa, 64-53 on Jan. 22, 2025 UTSA has won 11 straight in the Convocation Center, tying a stretch from Jan. 9, 2002-Nov. 28, 2003, for the longest streak in program history.
- Dating back to Feb. 25, 2024 the Roadrunners have been dominant at home, securing wins over Florida Atlantic, Rice, Northern Colorado, UTRGV, Texas A&M-Corpus Christi, Sam Houston, UT Arlington, UAB, Rice, Wichita State and Tulsa without falling.
- The 'Runners picked up crucial victories along the way, including a 80-62 WNIT Opening Round win over Northern Colorado that was the first National Postseason victory in program history.

TAKE FIVE

- Redshirt senior Jordyn Jenkins earned her third consecutive and fifth AAC Player of the Week award of the season on 1/20.
- Jenkins nearly averaged a double-double across road victories over Memphis and UAB, averaging 19.0 PPG and 9.5 RPG with three steals and two blocks.
- She first scored 17 with 10 boards in a 70-68 comeback win against the Tigers before logging 21 points and nine rebounds in a 73-63 conquering of the Blazers.
- She has now earned 11 Player of the Week awards (4x CUSA, 1x Pac-12, 6x AAC) across her collegiate tenure.
- With six selections in the AAC, she moves into sole possession of seventh on the league's all-time list despite playing less than two full seasons.
- Ahead of Jenkins, Courtney Williams (USF), Katie Lou Samuelson (UCo-nn), and Kitija Laksa (USF) have each won seven, while Napheesa Collier (UConn) secured eight, Ilmar'I Thomas (Cincinnati) won ten and Breanna Stewart (UConn) 12.



CASH IN TRACKER

For the past two seasons, the UTSA women's basketball team has honored their Player of the Game with the prestigious Cash In Chain. This is not always the person who stuffs the stats sheet or is the leading scorer, but the one who had the most impact on the game, be it a double-double or a big momentum-shifting shot. The person who wins the chain dons it until the next game when Director of Basketball Performance Carl Austin III reclaims it before redistributing it to whoever helps the squad

"Cash In"

NOVEMBER

7	at Texas A&M	Jordyn Jenkins
9	UTRGV	Sidney Love
14	at New Mexico State	Jordyn Jenkins
16	at UTEP	Nina De Leon Negron
20	TAMUCC	Nina De Leon Negron
28	UNC Greensboro	Maya Linton
29	Towson	Nina De Leon Negron

DECEMBER

7	Sam Houston	Idara Udo
16	at Stanford	Sidney Love
19	UT Arlington	Sidney Love
21	at Texas State	Sidney Love
29	at Charlotte	Jordyn Jenkins

JANUARY

1	UAB	Damara Allen
4	at Tulsa	Jordyn Jenkins
8	Rice	Nina De Leon Negron
11	Wichita State	Idara Udo
15	at Memphis	Jordyn Jenkins
18	at UAB	Sidney Love
22	Tulsa	Nina De Leon Negron
29	at South Florida	

FEBRUARY

1	Temple
4	North Texas
8	at Wichita State
12	East Carolina
15	Memphis
22	at Rice
25	at Tulane

MARCH

1	Florida Atlantic
4	at East Carolina

BREAKDOWN

#32 Jordyn Jenkins	5
#11 Sidney Love	5
#8 Nina De Leon Negron	5
#25 Idara Udo	2
#20 Maya Linton	1
#4 Damara Allen	1

NOTES AND NEWS CONT.

COMEBACK KIDS

- Down by 11 with 3:44 remaining in the contest, UTSA found a way, with clutch free throws by redshirt senior Jordyn Jenkins and junior Sidney Love securing a 70-68 victory over Memphis.
- In the win, redshirt senior Jordyn Jenkins posted 17 points, sophomore Idara Udo 12, freshman Damara Allen and sophomore Aysia Proctor 11 and graduate student Nina De Leon Negron 10.
- The team effort represented the first time five squad members logged double-digit scoring figures since a road contest at Tulsa on Feb. 14, 2024.
- Memphis started the final frame hot, using multiple three-pointers to work a 62-51 edge.
- The Roadrunners kept fighting as Udo, Love, De Leon Negron, Jenkins and Allen all scored in a 10-0 surge, trimming their deficit to one.
- The Tigers hit a pair from the charity stripe, and Allen tied the game with a corner three.
- Now in a 64-64 deadlock, Udo went 1-of-2 from the free-throw line, and Memphis got a shot to fall, handing UTSA the ball, down 66-65 with 12 seconds on the clock.
- From there, Jenkins knocked down two freebies, ahead of two attempts by Love, who issued a 69-66 Roadrunner lead with 11 ticks left.
- The Tigers sunk a quick two, and Love hit another free throw, giving Memphis the ball, down 70-68 with 2.2 remaining.
- Memphis then missed the mark on a potential game-winning triple, allowing UTSA to escape with the win.

DOUBLE TROUBLE

- Across a 70-68 victory over Memphis, redshirt senior Jordyn Jenkins and sophomore Idara Udo each recorded a double-double
- This marked the first occasion the 'Runners logged multiple in a single game since Feb. 22, 2024, when Jenkins and current Director of Operations Elyssa Coleman accomplished the feat against Temple.
- Jenkins and Udo both snagged 10 rebounds, with Jenkins scoring 17 and Udo 12.

SOMEBODY'S WATCHING ME

- On 1/15, Her Hoop Stats officially released their midseason 2025 Becky Hammon Mid-Major Player of the Year Watch List, with redshirt senior Jordyn Jenkins representing UTSA as one of 15 front-runners for the award.
- The Kent, Washington native was named to the organization's preseason watchlist and has starred for the Roadrunners since, claiming a league-high four American Athletic Conference Player of the Week.
- With 315 points, Jenkins averaged 19.7 PPG, ranking 28th in the NCAA. She also paces The American in free throws (70), free throw percentage (84.3), and field goals (116) while sitting second in blocks (23) and eighth in rebounds per game (7.1).
- Jenkins had posted five double-doubles on the season, and surpassed double-digit scoring figures in all 16 games.
- She's scored 20-plus points on six separate occasions, has been featured as a member of the NCAA Starting Five, and was a USBWA Ann Meyers Drysdale National Player of the Week after averaging 28.5 PPG at a 70.4% clip with 11.5 RPG over contests against New Mexico State and UTEP.

PLAYER OF THE WEEK FOUR SURE

- On 1/13 redshirt senior Jordyn Jenkins earned her fourth American Athletic Conference Player of the Week award of the campaign.
- Jenkins and the Roadrunners improved to 14-2 on the season and 5-0 in conference play, as she averaged 21.0 PPG and 8.5 RPG with four blocks and three steals across victories over Rice and Wichita State.
- She first scored 21 with 14 boards across a 67-58 win against the Owls before logging 21 points and three blocks in a 69-51 routing of the Shockers.
- Additionally, she's claimed the accolade in back-to-back weeks.

NOTES AND NEWS CONT.

A HISTORIC CAMPAIGN?

- After going 14-2 through their first 16 games, the Roadrunners have their best-ever start to the campaign.
- UTSA was a perfect 7-0 in the Convocation Center to start the season, and went 2-0 at the Puerto Rico Clasico.
- The 'Runners compiled a 5-2 mark on the road with lone losses coming at the hands of Texas A&M and Stanford.
- UTSA surpassed the 1985-86 team went 11-3 through the first 14, en route to an 18-9 record.
- UTSA will look to continue their success as they aim for the most-wins in program history, which currently belongs to the 2008-09 team that went 24-9, including a 14-2 mark in Southland Conference play.

THE ASTON EFFECT

- After going 12-2 to start the campaign, including a 3-0 mark in American Athletic Conference play, WHoop-Dirt.com has chosen head coach Karen Aston as their National Division I Coach of the Week.
- The award comes following a 67-56 victory over UAB and a 60-53 road win over Tulsa.
- The 'Runners first cruised to a 67-56 win against the Blazers on 1/1, where they shot 45.0% from the field and held the conference's top three-point shooting team to 3-for-12 from beyond the arc.
- They then took down the Golden Hurricane on 1/4 and held the then-American Athletic Conference's leading scorer, Delanie Crawford, to a season-low 10 points on 3-for-13 shooting.
- The win against Tulsa was Aston's 50th of her UTSA tenure, which is remarkable considering she took over a two-win team four years ago.

MAKE IT THREE

- On 1/6 redshirt senior Jordyn Jenkins corralled her third American Athletic Conference Player of the Week award of the campaign.
- Jenkins started the week scoring 16 with seven rebounds across a win against UAB before charting 30 points and seven boards in a road victory over Tulsa.
- She shot 53.3% from the field, went 11-of-12 from the free-throw line, and blocked four shots for the squad.

ENTERING LEAGUE PLAY

- UTSA is set to enter American Athletic Conference play with a 9-2 record that represents the programs best-ever entering league play.
- The Roadrunners owns the league's best winning percentage following nonconference play, with UAB second going 9-3, while East Carolina and North Texas are tied for third at 8-4.
- UTSA maintained a plus 13.5 scoring margin across the nonconference slate, and pulled down 12.2 more rebounds than their opponents for the 11th best ratio in the NCAA.
- The Roadrunners two losses both came on the road against perennial powerhouses in Stanford and Texas A&M, with UTSA falling by a combined seven points across the contests.

BESTED THE BOBCATS

- On 12/21, the UTSA women's basketball team used a stellar second quarter to take down Texas State, 70-54, in the Battle of I-35 at Strahan Arena.
- The win was UTSA's first against Texas State since 2016 and the first at Strahan Arena since 2013.
- The Roadrunners shot 49% from the field to the opposition's 35%.
- UTSA also managed 18 more rebounds and 26 more points in the paint en route to the victory.
- Redshirt senior Jordyn Jenkins led the contest in scoring with 17 at a 70% clip with two steals.
- Graduate student Nina De Leon Negron dished out eight assists with nine points, six rebounds, and five steals.

HOME SWEET HOME

- The Roadrunners have exited the nonconference slate with a perfect 4-0 record at home, marking the first time since the 1992-93 season that UTSA has accomplished the feat.
- UTSA picked up wins over UTRGV (74-69), Texas A&M-Corpus Christi (62-43), Sam Houston (79-36) and UT Arlington (76-61) inside the Convocation Center before entering the conference slate.
- The 'Runners won their nonconference home games by an average of 20.5 points.

NOTES AND NEWS CONT.

BATTERED THE BEARKATS

- UTSA took down Sam Houston 79-36 on 12/7, with the 43 point victory representing the the largest margin of victory against an NCAA Division I opponent since an 86-33 thrashing of Nicholls on Jan. 14, 2008.
- After taking down Towson 71-40 in their previous matchup, UTSA recorded consecutive 30-plus point victories over DI foes for the first time since December of 1996 when they beat Prairie View A&M 67-31 before topping Texas Southern 91-30.
- Redshirt senior Jordyn Jenkins earned her fourth double-double of the season in the victory, tallying 22 points at a 50% clip to go with 10 rebounds and three steals.
- Sophomore Idara Udo also performed well, scoring 15 with eight boards, while junior Sidney Love logged 10 points with five rebounds.
- Graduate student Nina De Leon Negron racked up eight assists, with junior Cheyenne Rowe working eight points and six rebounds.

A HOT START

- After compiling a 7-1 record to begin the season, the Roadrunners have the second-hottest start in program history, with 1985-86 representing the best.
- The Roadrunners have also secured their first seven-game winning streak since 2013-14.
- After falling to Texas A&M 55-51 on the road in the season opener, UTSA rattled off seven in a row with victories over UTRGV (74-69) , New Mexico State (75-61), UTEP (78-73), and Texas A&M-Corpus Christi (62-43), UNC Greensboro (62-53), Towson (71-40) and Sam Houston (79-36).

ANOTHER ONE

- For the second time this season, redshirt senior Jordyn Jenkins was named the American Athletic Conference Player of the Week, as announced by the league on 12/2.
- Jenkins had another stellar week, first recording 14 points with nine rebounds in a win over UNC Greensboro, ahead of an 18-point performance against Towson. In total, she averaged 16.0 PPG at a 52.2% clip with three blocks, three steals and 11 boards at the Puerto Rico Clasico.
- She has now earned eight Player of the Week awards (4x CUSA, 1x Pac-12, 3x AAC) across her collegiate tenure, last receiving recognition on Nov. 18, when she was also chosen as a USBWA National Player of the Week, and to the NCAA Starting Five.

VIVA SAN JUAN

- UTSA went 2-0 at the Puerto Rico Clasico, a Feast Week tournament in San Juan, Puerto Rico
- The Roadrunners took down UNC Greensboro, 52-53, on Thanksgiving Day, before besting Towson 71-40 on Black Friday.
- The 'Runners first bested the Spartans with a trio recording double-digit scoring figures.
- Redshirt senior Jordyn Jenkins posted 14 points and was one rebound shy of a double-double, while sophomore Idara Udo was not far behind, charting 10 points and seven boards.
- Junior Maya Linton scored 11, with classmate Cheyenne Rowe tallying eight points and five rebounds.
- Sidney Love scored seven points, with five assists and four rebounds.
- UTSA dominated in the paint, with 26 points to UNCG's 16, and also logged 19 more rebounds and 12 more second-chance points than their opponents.
- The 'Runners then led wire-to-wire across a 71-40 victory over Towson.
- The win was the largest margin of victory since a 72-40 routing of Lamar on Nov. 23, 2014
- Jenkins worked 18 points, while Puerto Rico native Nina De Leon Negron posted 14 with eight assists and five rebounds and junior Cheyenne Rowe scored 10.

NOTES AND NEWS CONT.

CROWN HER

- After dominant performances on the road against New Mexico State and UTEP, redshirt senior Jordyn Jenkins received a wealth of accolades.
- Jenkins posted double-doubles in a pair of victories over previously undefeated teams, with 28.5 PPG at a 70.4% clip and 11.5 RPG.
- She first went 9-for-14 from the field and 8-for-8 from the charity stripe for 27 points in a 75-61 win over New Mexico State, ahead of a 30-point, 10-for-13 day across a 78-73 victory against UTEP that featured a 10-for-12 mark from the free-throw line and 12 rebounds in just 25 minutes.
- For her troubles, Jenkins was named to the U.S. Basketball Writers Association Ann Meyers Drysdale National Players of the Week list and the NCAA Starting Five as well as American Athletic Conference Player of the Week.
- She represents the first squad member to receive the USBWA honor in the award's history, which dates back to 2009
- Jenkins was named to the NCAA Starting Five once before, doing so with Southern California on Feb. 16, 2022.
- The last Roadrunner to crack the NCAA Starting Five was current Director of Operations Elyssa Coleman who was picked on Feb. 10, 2024 after averaging 21.5 PPG and 11.5 RPG with three steals and four blocks.

DOUBLE TROUBLE

- Both redshirt senior Jordyn Jenkins and junior Sidney Love posted double-doubles across the opening week of competition.
- Jenkins charted 18 points and 11 rebounds on 11/7 against Texas A&M in the season opener, before Love logged 21 points and 11 assists against UTRGV on 11/9
- Their performances represented the 17th double-double of Jenkins collegiate tenure and the second of Love's career

DIME DROPPER

- Junior Sidney Love was phenomenal against UTRGV on 11/9 recording a career-high 11 assists to go with 21 points, five rebounds, and five steals
- Love became the first squad member to tally 20-plus points and 10-plus rebounds in a single game since UTSA Athletics Hall of Farmer Monica Gibbs charted 20 points and 10 assists against Lamar on Feb. 28, 2009.
- No 'Runner has recorded double-digit assist figures since Karrington Donald on Jan. 2, 2021, against Rice.

LAST SEASONS SUCCESS

- The Roadrunners ended 2023-24 ranked at or near the top in several statistical categories at both the national and conference level recording: 44.5 Rebounds per game (6th in NCAA, 1st in AAC), 15.8 Offensive Rebounds Per Game (10th in NCAA, 3rd in AAC), +8.2 Rebound Margin (13th in NCAA, 1st in AAC), 36.3% Field Goal Defense (19th in NCAA, 1st in AAC), 28.6 Defensive Rebounds per game (27th in NCAA, 2nd in AAC), 4.6 Blocks Per Game (32nd in NCAA, 3rd in AAC).

FOR THE FIRST TIME

- UTSA is coming off a season that saw them pick up the programs first postseason victory on March 21, 2024 as they took down Northern Colorado, 80-62, in the First Round of the 2024 Postseason WNIT.
- The Roadrunners fell in the Second Round to Wyoming, 80-64 in Laramie, and are now 1-3 all-time in national postseason play.
- It was UTSA's third national postseason selection, following first-round exits in the 2007-08 and 2008-09 NCAA Tournaments, both coming as a result of winning the Southland Conference Tournament Championship.
- In their last NCAA postseason bout, UTSA hung tough, taking No. 2 seed Baylor to overtime in Lubbock in the opening round of the NCAA Tournament before falling 87-82 on March 22, 2009.
- In UTSA's first NCAA Tournament contest, they suffered a 92-51 defeat at the hands of No. 2 seed Texas A&M in Baton Rouge, Louisiana on 3/21/08.

YEAR TWO IN THE AMERICAN

- The Roadrunners embarked on their first season as a member of the American Athletic Conference last year, going 10-8 in conference play before edging past South Florida in the quarterfinal of the 2023-24 American Championships, and falling to East Carolina in the semifinals.
- The step up in competition didn't faze the Roadrunners, as a 10-8 mark represented the first time since the 2016-17 season that UTSA posted a winning conference record, while the 'Runners 18-15 overall mark was the first overall winning record since managing a 16-15 record across 2014-15.
- This marked back-to-back seasons in which UTSA reached the semifinals of its conference tournament, and the 11th semifinal appearance in the program's history.
- UTSA joined the league from Conference USA where they went 44-107, and last claimed a league championship as a member of the Southland Conference
- The 'Runners were the 2002-03 SLC Regular Season Champs, and won the league again in 2008-09.
- The program has won two SLC Tournaments, punching its ticket to the NCAA Tournament in 2008 and 2009.

GUESS WHO'S BACK?

- The 2022-23 CUSA Player and Newcomer of the Year, Jordyn Jenkins will be back in action for UTSA after she was sidelined for the majority of the 2023-24 campaign.
- Jenkins became the third player in CUSA history to win all three awards and the first in 10 years, was the first Roadrunner to earn CUSA Player of the Year, and was the first UTSA student-athlete to win four CUSA POW honors in a single season.
- She was awarded All-Texas First-Team by Dave Campbell's Texas Basketball, after leading the league with 659 points, averaging 20.6 PPG at a 49.3% clip 659 points scored serves as the UTSA school record.
- Jenkins maintained a 79.0% free throw percentage and recorded 7.5 RPG and 1.3 SPG.
- She appeared in the final 12 games of the 2023-24 season, averaged 17.1 PPG and 6.8 RPG with 15 steals and 13 blocks despite a minutes restriction
- Jenkins quickly made an impact upon her return, earning AAC Player of the Week honors.
- She won the award on Feb. 19 after battling two of The American's top teams in Tulsa and UNT, first scored 11 points and snagging seven boards against the Golden Hurricane before exploding for 29 points and four rebounds in just 24 minutes against the Mean Green.
- She's primed for another sensational season, with the goal of becoming the first player in the history of the program to make a WNBA roster.

BACK IN ACTION

- In addition to Jordyn Jenkins, UTSA returns a trio of top performers, including junior Sidney Love, and sophomores Idara Udo and Aysia Proctor.
- Love started all but one contest for the 'Runners, finishing second on the team with 106 assists and a team-high 43 steals with 9.6 PPG.
- Udo received an AAC Freshman of the Week honor, and figures to play a major role defensively in 2024-25 after hauling in 195 rebounds with 25 blocks and 15 steals.
- Proctor, meanwhile, was a three-time conference Freshman of the Week, becoming the first to win three since Mikayla Woods did so in Conference USA across the 2019-20 campaign.
- She averaged 9.7 PPG at a 44.8% clip, and knocked down the second-most triples on the team nailing 40 at a 38.5% rate.

NOTABLE NEWCOMERS

- UTSA added five to the squad, including transfer pieces in Nina De Leon Negron (UIW) and Nyayongah Gony (Mississippi State).
- De Leon Negron has been one of the Southland's top point guards, winning SLC Newcomer of the Year in 2022-23, along with an all-defensive team pick, ahead of a first-team selection in 2023-24.
- Including her time at Austin Peay before UIW she averages 8.19 PPG and 4.4 RPG while dishing out 352 assists.
- Gony saw action in 49 games between stints at Mississippi State and Miami, and previously was as the top recruit in the state of Nebraska, receiving a four-star rating from both espnW HoopGurlz and ProspectsNation.com.
- True freshman join in the form of Damara Allen, Mia Hammonds, Taylor Ross, and Emilia Dannebauer.

BIG SHOES TO FILL

- The Roadrunners will have to replace critical members of the squad, as Kyra White signed a professional contract after graduating, and Elyssa Coleman transitions to a role as Director of Basketball Operations.
- White signed a one-year professional contract with Fr. Mathews Basketball Club out of Ireland, where she'll compete on the organization's Women's Super League team (WSL).
- She wrapped up 2023-24 with 4.8 assists per game, a figure that slotted her second in the AAC, and she also posted a 1.65 assists/turnover ratio that ranked third.
- White played 34.7 minutes per game for the third most in the league and 1.0 blocks per game were 10th.
- In addition to her stellar assist number she charted 9.9 points per game, 5.0 rebounds per game, and was second on the team swiping 34 steals.
- Coleman, meanwhile initially planned to return for the 2024-25 season, before an offseason injury pushed her towards a medical retirement.
- After redshirting at Texas, Coleman transferred to UTSA and had an immediate impact on the squad, eventually becoming the program's all-time blocking leader swatting 140 shots and joining the 500-rebound club with 588 boards representing the ninth-most in program history.
- Across 94 games for the Roadrunners she started 78, averaging 9.3 PPG and 7.2 RPG.
- She was named to the 2022-23 Conference-USA All-Defensive Team as a redshirt sophomore, and for her work in the classroom was featured on the 2021-22 C-USA Commissioners Honor Roll and the 2023-24 American Athletic Conference All-Academic Team.

ALL ABOARD THE ASTON EXPRESS

- The UTSA rebuild is ahead of schedule, as head coach Karen Aston inherited a 2-18 squad in 2021 and never looked back.
- Aston who holds a career record of 322-203, has gone 38-57 at UTSA across three seasons improving from a 7-23 mark in 2021-22, to 13-19 in 2022-23 and 18-15 in 2023-24.
- Under her tutelage, the Roadrunners achieved their first ever postseason victory on March 21, 2024 as they took down Northern Colorado, 80-62, in the First Round of the 2024 Postseason WNIT, and also recorded the most wins in a single season since 2008-09, the first national postseason selection since 2008-09.
- The 'Runners finished fourth in the conference for the highest since the 2014-15 CUSA campaign and went 8-7 for the first winning nonconference record since 2013-14.
- UTSA's NET ranking of 136 in 2023-24 was the program's highest ranking to conclude a season since NET rankings began, and an average opponent NET of 97 was also the highest.

ROSTER ANALYSIS

NUMERICAL ROSTER

#	NAME	POS	HT	YR.	EXP	HOMETOWN / PREVIOUS SCHOOL
1	Siena Guttadauro	G	5-6	JR.	3L	San Jose, Calif./Archbishop Mitty HS
2	Alexis Parker	G	5-9	Jr.	2L	San Antonio, Texas/Brandeis HS
3	Emma Lucio	G	5-9	So.	1L	Edinburg, Texas / Robert Vela HS
4	Damara Allen	G	5-10	Fr.	HS	Aurora, Colo. / Cherokee Trail HS
5	Mia Hammonds	G	6-3	Fr.	HS	Cibolo, Texas / Steele HS
7	Nyayongah Gony	F	6-4	R-Sr.	TR	Lincoln, Neb. / Lincoln HS / Miami (Fla.) / Mississippi State
8	Nina De Leon Negron	G	5-6	GS.	TR	San Juan, Puerto Rico / Monteverde Academy / Austin Peay / UIW
11	Sidney Love	G	5-8	Jr.	2L	Cibolo, Texas/Steele HS
12	Aysia Proctor	G	5-8	So.	1L	Schertz, Texas / Samuel Clemens HS
13	Taylor Ross	F	6-1	Fr.	HS	San Antonio, Texas / Brennan HS
20	Maya Linton	F	6-0	Jr.	2L	Duncanville, Texas/Duncanville HS
21	Cheyenne Rowe	F	6-2	Jr.	1L	Ajax, Ontario / Bill Crothers Secondary School / JMU
25	Idara Udo	F	6-1	So.	1L	Plano, Texas / Plano East HS
32	Jordyn Jenkins	F	6-0	R-Sr.	2L	Renton, Wash./Kentridge HS/Southern California
33	Emilia Dannebauer	F/C	6-4	Fr.	HS	Berlin, Germany / Sportgymnasium Chemnit

ALPHABETICAL ROSTER

#	NAME	POS	HT	YR.	EXP	HOMETOWN / PREVIOUS SCHOOL
4	Damara Allen	G	5-10	Fr.	HS	Aurora, Colo. / Cherokee Trail HS
33	Emilia Dannebauer	F/C	6-4	Fr.	HS	Berlin, Germany / Sportgymnasium Chemnit
8	Nina De Leon Negron	G	5-6	GS.	TR	San Juan, Puerto Rico / Monteverde Academy / Austin Peay / UIW
7	Nyayongah Gony	F	6-4	R-Sr	TR	Lincoln, Neb. / Lincoln HS / Miami (Fla.) / Mississippi State
1	Siena Guttadauro	G	5-6	JR.	3L	San Jose, Calif./Archbishop Mitty HS
5	Mia Hammonds	G	6-3	Fr.	HS	Cibolo, Texas / Steele HS
32	Jordyn Jenkins	F	6-0	R-Sr.	2L	Renton, Wash./Kentridge HS/Southern California
20	Maya Linton	F	6-0	Jr.	2L	Duncanville, Texas/Duncanville HS
11	Sidney Love	G	5-8	Jr.	2L	Cibolo, Texas/Steele HS
3	Emma Lucio	G	5-9	So.	1L	Edinburg, Texas / Robert Vela HS
2	Alexis Parker	G	5-9	Jr.	2L	San Antonio, Texas/Brandeis HS
12	Aysia Proctor	G	5-8	So.	1L	Schertz, Texas / Samuel Clemens HS
13	Taylor Ross	F	6-1	Fr.	HS	San Antonio, Texas / Brennan HS
21	Cheyenne Rowe	F	6-2	Jr.	1L	Ajax, Ontario / Bill Crothers Secondary School / JMU
25	Idara Udo	F	6-1	So.	1L	Plano, Texas / Plano East HS

ROSTER BREAKDOWN

BY CLASS

Graduate Student (1)	De Leon Negron
Senior (2)	Gony, Jenkins
Junior (5)	Guttadauro, Linton, Love, Parker, Rowe
Sophomore (3)	Lucio, Proctor, Udo
Freshman (4)	Allen, Dannebauer, Hammonds, Ross

BY POSITION

Guard (8)	Allen, De Leon Negron, Guttadauro, Hammonds, Love, Lucio, Parker, Proctor
Forward (6)	Gony, Jenkins, Linton, Rowe, Ross, Udo
Center (1)	Dannebauer

BY STATE

Texas (8)	Hammonds, Love, Linton, Lucio, Parker, Proctor, Ross, Udo
California (1)	Guttadauro
Canada (1)	Rowe
Colorado (1)	Allen
Germany (1)	Dannebauer
Nebraska (1)	Gony
Puerto Rico (1)	De Leon Negron
Washington (1)	Jenkins

PRONUNCIATION GUIDE

FIRST	LAST
1 Siena Guttadauro	Goo-tuh-DAR (like far)-roh
3 Emma Lucio	Loose-E-O
4 Damara Allen	Duh-mare-uh
7 Nyayongah Gony	Nye-ON-Guh
8 Nina De Leon Negron	Go-Knee
12 Aysia Proctor	De Le-own Neg-rr-on
25 Idara Udo	Asia
33 Emilia Dannebauer	ID-are-Uh
	oo-doe
	Dan-boww-er

Visit goutsa.com/wbbnames to listen to audio pronunciations

Head Coach: Karen Aston (Fourth season • Little Rock, 1987)

Associate Head Coach: Jamie Carey (Fourth season • Texas, 2004)

Assistant Coach / Coordinator of Scouting: Cameron Miles (Fourth season • San Diego, 2013)

Assistant Coach / Recruiting Coordinator: Chantel Govan (Second season • UTSA, 2022)

Assistant Coach: Sophia Ramos (Second season • San Diego State, 2022)

Assistant Coach: Angel Almaguer (Second Season • UTSA 2022)

Director of Operations: Elyssa Coleman (First Season • UTSA, 2022)


Director of Basketball Performance: Carl Austin III (Fourth season • UTSA, 2018)

Athletic Trainer: Tam-Anh Nguyen (Third season • Texas, 2019)

2024-25 UTSA WOMEN'S BASKETBALL ROSTER



1
SIENA GUTTADAURO
JR • G • 5-6
SAN JOSE, CALIFORNIA



2
ALEXIS PARKER
JR • G • 5-9
SAN ANTONIO, TEXAS



3
EMMA LUCIO
SO • G • 5-9
EDINBURG, TEXAS



4
DAMARA ALLEN
FR • G • 5-10
AURORA, COLO.



5
MIA HAMMONDS
FR • G • 6-3
CIBOLO, TEXAS



7
NYAYONGAH GONY
R-SR • F • 6-4
LINCOLN, NEBRASKA



8
NINA DE LEON NEGRON
GS • G • 5-6
SAN JUAN, PUERTO RICO



11
SIDNEY LOVE
JR • G • 5-8
CIBOLO, TEXAS




12
AYSIA PROCTOR
SO • G • 5-8
SCHERTZ, TEXAS




13
TAYLOR ROSS
FR • F • 6-1
SAN ANTONIO, TEXAS



20
MAYA LINTON
JR • F • 5-11
DUNCANVILLE, TEXAS



21
CHEYENNE ROWE
JR • F • 6-2
AJAX, ONTARIO, CANADA



25
IDARA UDO
SO • F • 6-1
PLANO, TEXAS



32
JORDYN JENKINS
R-SR • F • 6-0
RENTON, WASHINGTON



33
EMILIA DANNEBAUER
FR • F/C • 6-4
BERLIN, GERMANY



HC
KAREN ASTON
HEAD COACH
FOURTH SEASON



AC
JAMIE CAREY
ASSOCIATE HEAD COACH
FOURTH SEASON



AC
CAMERON MILES
ASSISTANT COACH
FOURTH SEASON



AC
CHANTEL GOVAN
ASSISTANT COACH
THIRD SEASON



AC
SOPHIA RAMOS
ASSISTANT COACH
SECOND SEASON



AC
ANGEL ALMAGUER
ASSISTANT COACH
SECOND SEASON

SUPERLATIVES

DOUBLE-DOUBLE TRACKER

Date / Opp.	Who	Stat
Nov. 7 / Texas A&M	Jenkins	18 Points / 11 Rebounds
Nov. 9 / UTRGV	Love	21 Points / 11 Assists
Nov. 14 / NM State	Jenkins ²	27 Points / 11 Rebounds
Nov. 16 / UTEP	Jenkins ³	30 Points / 12 Rebounds
Dec. 7 / Sam Houston	Jenkins ⁴	22 Points / 10 Rebounds
Dec. 16 / Stanford	De Leon Negron	12 Points / 10 Rebounds
Jan. 8 / Rice	Jenkins ⁵	21 Points / 14 Rebounds
Jan. 11 / Wichita State	Udo	11 Points / 10 Rebounds
Jan. 15 / Memphis	Jenkins ⁶	17 Points / 10 Rebounds
Jan. 15 / Memphis	Udo ²	12 Points / 10 Rebounds
Jan. 22 / Tulsa	De Leon Negron ²	19 Points / 10 Rebounds

DOUBLE-DIGIT POINTS

Date / Opp.	Who	Stat
Nov. 7 / Texas A&M	Jenkins	18 Points
Nov. 7 / Texas A&M	Love	10 Points
Nov. 9 / UTRGV	Love ²	21 Points
Nov. 9 / UTRGV	Jenkins ²	19 Points
Nov. 14 / NM State	Jenkins ³	27 Points
Nov. 14 / NM State	De Leon Negron	14 Points
Nov. 14 / NM State	Udo	11 Points
Nov. 16 / UTEP	Jenkins ⁴	30 Points
Nov. 16 / UTEP	De Leon Negron ²	13 Points
Nov. 16 / UTEP	Linton	12 Points
Nov. 16 / TAMUCC	De Leon Negron ³	16 Points
Nov. 16 / TAMUCC	Jenkins ⁵	16 Points
Nov. 28 / UNGC	Jenkins ⁶	14 Points
Nov. 28 / UNGC	Linton	11 Points
Nov. 28 / UNGC	Udo ²	10 Points
Nov. 29 / Towson	Jenkins ⁷	18 Points
Nov. 29 / Towson	De Leon Negron ⁴	14 Points
Nov. 29 / Towson	Rowe	10 Points
Dec. 7 / Sam Houston	Jenkins ⁸	22 Points
Dec. 7 / Sam Houston	Udo ³	15 Points
Dec. 7 / Sam Houston	Love ³	10 Points
Dec. 16 / Stanford	Jenkins ⁹	14 Points
Dec. 16 / Stanford	Love ⁴	14 Points
Dec. 19 / UT Arlington	Love ⁵	21 Points
Dec. 19 / UT Arlington	Jenkins ¹⁰	14 Points
Dec. 19 / UT Arlington	Udo ⁴	10 Points
Dec. 21 / Texas State	Jenkins ¹¹	17 Points
Dec. 21 / Texas State	Love ⁶	15 Points
Dec. 21 / Texas State	Rowe ²	10 Points
Dec. 29 / Charlotte	Jenkins ¹²	18 Points
Dec. 29 / Charlotte	Love ⁷	11 Points
Dec. 29 / Charlotte	Linton ²	11 Points
Dec. 29 / Charlotte	De Leon Negron ⁵	10 Points
Jan. 1 / UAB	Love ⁸	19 Points
Jan. 1 / UAB	Jenkins ¹³	16 Points
Jan. 1 / UAB	Allen	11 Points
Jan. 4 / Tulsa	Jenkins ¹⁴	30 Points
Jan. 8 / Rice	Jenkins ¹⁵	21 Points
Jan. 8 / Rice	De Leon Negron ⁶	19 Points
Jan. 11 / Wichita State	Jenkins ¹⁶	21 Points
Jan. 11 / Wichita State	Udo ⁵	11 Points
Jan. 11 / Wichita State	De Leon Negron ⁷	11 Points
Jan. 11 / Wichita State	Rowe ³	10 Points
Jan. 15 / Memphis	Jenkins ¹⁷	17 Points
Jan. 15 / Memphis	Udo ⁶	12 Points
Jan. 15 / Memphis	Allen ²	11 Points
Jan. 15 / Memphis	Proctor	11 Points
Jan. 15 / Memphis	De Leon Negron ⁸	10 Points
Jan. 18 / UAB	Jenkins ¹⁸	21 Points
Jan. 18 / UAB	De Leon Negron ⁹	14 Points
Jan. 18 / UAB	Love ⁹	14 Points
Jan. 22 / Tulsa	De Leon Negron ¹⁰	19 Points
Jan. 22 / Tulsa	Udo ⁷	16 Points

DOUBLE-DIGIT REBOUNDS

Date / Opp.	Who	Stat
Nov. 7 / Texas A&M	Jenkins	11 Rebounds
Nov. 14 / NM State	Jenkins ²	11 Rebounds
Nov. 16 / UTEP	Jenkins ³	12 Rebounds
Nov. 20 / TAMUCC	Udo	10 Rebounds
Dec. 7 / Sam Houston	Jenkins ⁴	10 Rebounds
Dec. 16 / Stanford	De Leon Negron	10 Rebounds
Jan. 4 / Tulsa	Udo ²	10 Rebounds
Jan. 8 / Rice	Jenkins ⁵	14 Rebounds
Jan. 11 / Wichita State	Udo ³	10 Rebounds
Jan. 15 / Memphis	Jenkins ⁶	10 Rebounds
Jan. 15 / Memphis	Udo ⁴	10 Rebounds
Jan. 22 / Tulsa	De Leon Negron ²	10 Rebounds

DOUBLE-DIGIT ASSISTS

Date / Opp.	Who	Stat
Nov. 9 / UTRGV	Love	11 Assists

GAME-BY-GAME STARTERS

NOVEMBER

		1	2	3	4	5
7	AT TEXAS A&M	DE LEON NEGRON	LOVE	LINTON	JENKINS	UDO
9	UTRGV	LOVE	PARKER	ALLEN	JENKINS	UDO
14	AT NEW MEXICO STATE	LOVE	PARKER	ALLEN	JENKINS	UDO
16	AT UTEP	DE LEON NEGRON	LOVE	LINTON	JENKINS	UDO
20	TAMUCC	DE LEON NEGRON	LOVE	LINTON	JENKINS	UDO
28	VS. UNCG	DE LEON NEGRON	LOVE	LINTON	JENKINS	UDO
29	VS. TOWSON	DE LEON NEGRON	LOVE	LINTON	JENKINS	UDO

DECEMBER

		1	2	3	4	5
7	SAM HOUSTON	DE LEON NEGRON	LOVE	LINTON	JENKINS	UDO
16	AT STANFORD	DE LEON NEGRON	LOVE	LINTON	JENKINS	UDO
19	UT ARLINGTON	DE LEON NEGRON	LOVE	LINTON	JENKINS	UDO
21	AT TEXAS STATE	DE LEON NEGRON	LOVE	LINTON	JENKINS	UDO
29	AT CHARLOTTE *	DE LEON NEGRON	LOVE	LINTON	JENKINS	UDO

JANUARY

		1	2	3	4	5
1	UAB *	DE LEON NEGRON	LOVE	LINTON	JENKINS	UDO
4	AT TULSA *	DE LEON NEGRON	LOVE	LINTON	JENKINS	UDO
8	RICE *	DE LEON NEGRON	ALLEN	LINTON	JENKINS	UDO
11	WICHITA STATE *	DE LEON NEGRON	LOVE	LINTON	JENKINS	UDO
15	AT MEMPHIS *	DE LEON NEGRON	LOVE	ALLEN	JENKINS	UDO
18	AT UAB *	DE LEON NEGRON	LOVE	ALLEN	JENKINS	UDO
22	TULSA *	DE LEON NEGRON	LOVE	LINTON	JENKINS	UDO
29	AT SOUTH FLORIDA *	---	---	---	---	---

FEBRUARY

		1	2	3	4	5
1	TEMPLE *	---	---	---	---	---
4	NORTH TEXAS *	---	---	---	---	---
8	AT WICHITA STATE *	---	---	---	---	---
12	EAST CAROLINA *	---	---	---	---	---
15	MEMPHIS *	---	---	---	---	---
22	AT RICE *	---	---	---	---	---
25	AT TULANE *	---	---	---	---	---

MARCH

		1	2	3	4	5
1	FLORIDA ATLANTIC *	---	---	---	---	---
4	AT EAST CAROLINA *	---	---	---	---	---

BREAKDOWN

		1	2	3	4	5
#1	Siena Guttadauro	---	---	---	---	---
#2	Alexis Parker	---	2	---	---	---
#3	Emma Lucio	---	---	---	---	---
#4	Damara Allen	---	1	4	---	---
#5	Mia Hammonds	---	---	---	---	---
#7	Nyayongah Gony	---	---	---	---	---
#8	Nina De Leon Negron	17	---	---	---	---
#11	Sidney Love	2	15	---	---	---
#12	Aysia Proctor	---	---	---	---	---
#13	Taylor Ross	---	---	---	---	---
#20	Maya Linton	---	---	15	---	---
#21	Cheyenne Rowe	---	---	---	---	---
#25	Idara Udo	---	---	---	---	19
#32	Jordyn Jenkins	---	---	---	19	---
#33	Emilia Dannebauer	---	---	---	---	---

THE LAST TIME...

TEAM

PLAYED A RANKED TEAM

vs No. 21 Middle Tennessee (W, 58-53) - 2/4/23

BEAT A RANKED TEAM

vs No. 21 Middle Tennessee (W, 58-53) - 2/4/23

LOST TO A RANKED TEAM AT HOME

at No. 23 Texas A&M (L, 51-77) - 12/20/21

LOST TO A RANKED TEAM ON THE ROAD

at No. 23 Texas A&M (L, 51-77) - 12/20/21

PLAYED AN OVERTIME GAME

vs North Texas (W, 75-67) - 1/31/24

PLAYED A DOUBLE-OVERTIME GAME

vs Charlotte (W, 81-80) - 1/14/24

PLAYED A TRIPLE-OVERTIME GAME

vs FIU (L, 103-107) - 2/6/21

SCORED 100+ POINTS

UTSA: 103, vs FIU - 2/6/21

Opp: 107, vs FIU - 2/6/21

SCORED 90+ POINTS

UTSA: 90 vs UTEP (W, 90-66) - 12/3/23

Opp: 93 at Houston (L, 89-93) - 12/19/22

SCORED LESS THAN 50 POINTS

UTSA: 48, vs Temple - 2/22/24

Opp: 36, vs Sam Houston - 12/7/24

WON BY 20+ POINTS

UTSA: (43) (79-36), vs Sam Houston - 12/7/24

Opp: (28) (54-82), at East Carolina - 1/2/24

WON BY 30+ POINTS

UTSA: (43) (79-36), vs Sam Houston - 12/7/24

Opp: (39) (41-80), at Middle Tennessee - 1/5/23

WON BY 40+ POINTS

UTSA: (43) (79-36), vs Sam Houston - 12/7/24

Opp: (57) (58-115), at Texas Tech - 12/29/19

HAD 2+ 20-POINT SCORERS

UTSA: Jordyn Jenkins (25) & Sidney Love (22), at Charlotte

- 3/2/23

Opp: Karina Gordon (22) & Danae McNea (20), at East Carolina

- 1/2/24

FORCED 30+ TURNOVERS

UTSA: 30, vs Concordia Texas - 11/6/19

Opp: 31, at Texas Tech- 11/20/23

PLAYER

SCORED 40+ POINTS

UTSA: 40, Jordyn Jenkins, at North Texas - 2/20/237

Opp: 43, Keila Shelton, vs Louisiana Tech - 2/7/13

SCORED 30+ POINTS

UTSA: 30, Jordyn Jenkins, at Tulsa - 1/4/2025

Opp: 30, Malia Fisher, vs Rice - 3/5/24

RECORDED A TRIPLE-DOUBLE

UTSA: Monica Gibbs (19 pts, 11 reb, 11 ast), at TAMUCC - 2/18/09

Opp: N/A

ONE PLAYER RECORDED A DOUBLE-DOUBLE

UTSA: Nina De Leon Negron (19 pts & 10 reb), vs. Tulsa - 1/22/25

Opp: Alasia Smith (14 pts & 13 reb), at Memphis - 1/15/25

TWO PLAYERS RECORDED A DOUBLE-DOUBLE

UTSA: Jordyn Jenkins (17 pts & 10 reb), & Idara Udo (12 pts & 10 reb), at Memphis - 1/15/25

Opp: Janeta Rozentale (17 pts & 10 reb) & Iggy Allen (23 pts & 16 reb), at Florida Atlantic - 2/12/21

RECORDED 20+ REBOUNDS

UTSA: 23, Anika Anderson, vs Sam Houston State - 2/21/09

Opp: 20, Briana Wright, vs FIU - 2/13/16

RECORDED 15+ REBOUNDS

UTSA: 19, Elyssa Coleman, vs Wichita State - 1/6/24

Opp: 17, Alasia Smith, at Florida Atlantic - 2/28/24

TWO OR MORE PLAYERS RECORDED DOUBLE-DIGIT REBOUNDS

UTSA: Jordyn Jenkins (10), & Idara Udo (10), at Memphis - 1/15/25

Opp: Iggy Allen (10) & Brianna Jackson (12)d Dominion - 1/13/21

RECORDED 20+ POINTS & 20+ REBOUNDS

UTSA: Ashleigh Franklin (22 pts, 22 reb), at Sam Houston - 2/20/10

Opp: Jessica Kuster (21 pts, 21 reb), vs Rice - 12/20/11

RECORDED 10+ ASSISTS

UTSA: 11, Sidney Love vs UTRGV - 11/9/24

Opp: 11, Courtney Blakely, at Middle Tennessee - 1/5/23

RECORDED 20+ POINTS & 10+ ASSISTS

UTSA: Sidney Love (21 pts, 11 ast), vs UTRGV - 11/9/24

Opp: N/A

MADE 8+ 3-POINTERS

UTSA: 8, Carrie Davis, vs Lamar - 1/12/08

Opp: N/A

MADE 7+ 3-POINTERS

UTSA: 7, Ashley Spatletta, vs UT Arlington - 2/9/13

Opp: 7, Katelyn Crosthwait, at Rice - 1/16/23

MADE 6+ 3-POINTERS

UTSA: 6, Carlie Heineman, vs Old Dominion - 1/13/18

Opp: 6, Karina Gordon, at East Carolina - 1/2/24

MADE 15+ FREE THROWS

UTSA: 15, Mikayla Woods, vs Sam Houston State - 12/8/19

Opp: 18, Jennie Simms, at Old Dominion - 2/27/16

MADE 10+ FREE THROWS

UTSA: 10, Jordyn Jenkins, at UTEP - 11/16/2024

Opp: 11, Destiny Thurman, at UTEP - 1/23/22

RECORDED 5+ BLOCKS

UTSA: 5, Idara Udo, vs Rice - 1/8/25

Opp: 5, Amirah Abdur-Rahim, at SMU - 1/30/24

RECORDED 5+ STEALS

UTSA: 5, Nina De Leon Negron, at Texas State - 12/21/24

Opp: 6, Danae McNeal, at East Carolina - 1/2/24

PLAYED EVERY MINUTE (REGULATION)

UTSA: Karrington Donald, at Southern Miss - 1/23/21

Opp: Maya Perry, at Florida Atlantic - 1/10/24

TWO PLAYERS PLAYED EVERY MINUTE (REGULATION)

UTSA: Chrystal Chidomere & Loryn Goodwin, vs Rice - 2/16/16

Opp: Courtney Blakely & Jalynn Gregory, at Middle Tennessee - 1/5/23

PLAYED EVERY MINUTE (+OT)

UTSA: Monica Gibbs, vs Baylor - 3/22/09

Opp: Destinee Rogers, at Central Arkansas - 2/11/09

PLAYED EVERY MINUTE (+2OT)

UTSA: Ashleigh Franklin, vs Nicholls - 2/19/11

Opp: Ricshanda Bickham & KK Babin, vs Nicholls - 2/19/11

5 OR MORE PLAYERS SCORED IN DOUBLE DIGITS

UTSA: Jordyn Jenkins (17), Idara Udo (12), Aysia Proctor (11), Damara Allen (11), Nina De Leon Negron (10) at Memphis - 1/15/25

Opp: Eric Wilson (22)abine Lipe (13), Elina Arike (12), Avery Crouse (11), Jazion Jackson (10), at UTEP - 2/11/23

NO ONE SCORED IN DOUBLE DIGITS

UTSA: at Florida Atlantic - 1/29/22

Opp: vs Texas A&M-Kingsville - 11/16/16

2024-25 COMBINED STATS

Game Records

Record	Overall	Home	Away	Neutral
ALL GAMES	17-2	8-0	7-2	2-0
CONFERENCE	8-0	4-0	4-0	0-0
NON-CONFERENCE	9-2	4-0	3-2	2-0

Score by Periods

Team	1st	2nd	3rd	4th	OT	TOT
UTSA	334	290	313	352	0	1289
Opponents	237	267	280	275	0	1059

Team Box Score

No.	Player				Total		3-Point		F-Throw		Rebounds											
		GP-GS	MIN	AVG	FG-FGA	FG%	3FG-3FGA	3FG%	FT-FTA	FT%	OFF	DEF	TOT	AVG	PF	DQ	A	TO	BLK	STL	PTS	AVG
32	JENKINS, Jordyn	19-19	578:29	30.4	131-270	.485	16-44	.364	82-97	.845	41	97	138	7.3	36	0	17	44	25	26	360	18.9
11	LOVE, Sidney	18-18	576:57	32.1	72-183	.393	20-71	.282	26-35	.743	17	49	66	3.7	30	0	72	39	5	23	190	10.6
8	DE LEON NEGRON, Nina	18-17	552:01	30.7	70-158	.443	27-65	.415	22-30	.733	23	71	94	5.2	33	0	94	47	2	29	189	10.5
25	UDO, Idara	19-19	435:46	22.9	58-134	.433	2-6	.333	34-51	.667	62	56	118	6.2	58	1	18	50	15	15	152	8.0
21	ROWE, Cheyenne	19-0	271:19	14.3	40-75	.533	1-7	.143	19-26	.731	29	36	65	3.4	27	0	5	20	7	5	100	5.3
20	LINTON, Maya	18-15	391:08	21.7	24-74	.324	10-40	.250	11-20	.550	18	34	52	2.9	49	2	21	41	6	21	69	3.8
1	GUTTADAURO, Siena	5-0	76:01	15.2	7-20	.350	4-15	.267	1-2	.500	3	2	5	1.0	3	0	7	4	0	1	19	3.8
12	PROCTOR, Aysia	9-0	97:47	10.9	15-41	.366	3-15	.200	0-0	.000	6	10	16	1.8	4	0	4	6	1	3	33	3.7
4	ALLEN, Damara	18-5	259:59	14.4	24-57	.421	11-32	.344	4-9	.444	16	27	43	2.4	27	0	22	16	7	10	63	3.5
13	ROSS, Taylor	13-0	80:58	6.2	12-24	.500	4-7	.571	6-8	.750	13	17	30	2.3	14	0	1	8	7	3	34	2.6
7	GONY, Nyayongah	12-0	127:49	10.7	8-23	.348	1-6	.167	7-9	.778	11	14	25	2.1	15	0	1	14	5	4	24	2.0
3	LUCIO, Emma	16-0	115:29	7.2	9-31	.290	4-15	.267	3-6	.500	4	10	14	0.9	13	0	6	13	0	1	25	1.6
2	PARKER, Alexis	16-2	148:02	9.3	8-32	.250	1-10	.100	4-7	.571	8	16	24	1.5	13	0	7	10	1	5	21	1.3
5	HAMMONDS, Mia	9-0	73:24	8.2	2-16	.125	1-8	.125	3-4	.750	3	13	16	1.8	7	0	2	5	2	3	8	0.9
33	DANNEBAUER, Emilia	4-0	14:51	3.7	1-3	.333	0-0	.000	0-4	.000	1	2	3	0.8	0	0	0	2	1	0	2	0.5
Team											36	24	60					5				
Total		19	3800		481-1141	.422	105-341	.308	222-308	.721	291	478	769	40.5	329	3	277	324	84	149	1289	67.8
Opponents		19	3800		380-1027	.370	114-350	.326	185-291	.636	187	373	560	29.5	339	8	201	336	55	139	1059	55.7

Team Statistics

	UTSA	OPP
Scoring	1289	1059
Points per game	67.8	55.7
Scoring margin	+12.1	-
Field goals-att	481-1141	380-1027
Field goal pct	.422	.370
3 point fg-att	105-341	114-350
3-point FG pct	.308	.326
3-pt FG made per game	5.5	6.0
Free throws-att	222-308	185-291
Free throw pct	.721	.636
F-Throws made per game	11.7	9.7
Rebounds	769	560
Rebounds per game	40.5	29.5
Rebounding margin	+11.0	-
Assists	277	201
Assists per game	14.6	10.6
Turnovers	324	336
Turnovers per game	17.1	17.7
Turnover margin	+0.6	-
Assist/turnover ratio	0.9	0.6
Steals	149	139
Steals per game	7.8	7.3
Blocks	84	55
Blocks per game	4.4	2.9
Winning streak	10	-
Home win streak	8	-
Attendance	7769	18710
Home games-Avg/Game	8-971	9-2079
Neutral site-Avg/Game	-	2-100

Team Results

Date	Opponent		Score	Att.
11/07/2024	at Texas A&M	L	51-55	7507
11/09/2024	UTRGV	W	74-69	739
11/14/2024	at New Mexico St.	W	75-61	812
11/16/2024	at UTEP	W	78-73	1041
11/20/2024	A&M-Corpus Christi	W	62-43	743
11/28/2024	vs UNC Greensboro	W	62-53	100
11/29/2024	vs Towson	W	71-40	100
12/07/2024	Sam Houston	W	79-36	837
12/16/2024	at Stanford	L	57-62	4600
12/19/2024	UT Arlington	W	76-61	775
12/21/2024	at Texas St.	W	70-54	1522
12/29/2024	at Charlotte	W	64-50	705
01/01/2025	UAB	W	67-56	917
01/04/2025	at Tulsa	W	60-53	1317
01/08/2025	Rice	W	67-58	819
01/11/2025	Wichita St.	W	69-51	1594
01/15/2025	at Memphis	W	70-68	884
01/18/2025	at UAB	W	73-63	322
01/22/2025	Tulsa	W	64-53	1345

NCAA TEAM RANKING SUMMARY

Statistic	National Rank	Conference Rank	Value	National Leader	Value	Conference Leader	Value
Assist/Turnover Ratio (353 ranked)	148	5	0.85	UConn	2.04	UAB	0.98
Assists Per Game (353 ranked)	108	4	14.6	Kansas St.	22.5	UAB	15.4
Bench Points Per Game (353 ranked)	251	10	16.3	South Carolina	42.2	Charlotte	24.3
Blocks Per Game (353 ranked)	34	1	4.4	Southern California	7.1	UTSA	4.4
Field Goal Percentage (353 ranked)	137	4	42.2	UConn	51.1	North Texas	43.4
Field Goal Percentage Defense (353 ranked)	34	2	37.0	Middle Tenn.	33.1	Tulane	36.5
Fouls Per Game (353 ranked)	219	7	17.3	NC State	12.0	Fla. Atlantic	13.7
Free Throw Attempts Per Game (353 ranked)	188	9	16.21	Jacksonville	26.25	North Texas	20.95
Free Throw Percentage (353 ranked)	135	1	72.1	Kent St.	83.6	UTSA	72.1
Free Throws Made Per Game (353 ranked)	168	5	11.68	Jacksonville	17.95	North Texas	14.90
Rebound Margin (353 ranked)	8	1	11.0	UCLA	16.3	UTSA	11.0
Rebounds (Defensive) Per Game (353 ranked)	167	8	25.2	Troy	33.5	UAB	29.0
Rebounds (Offensive) Per Game (353 ranked)	19	1	15.3	Grambling	20.3	UTSA	15.3
Rebounds Per Game (349 ranked)	43	2	40.47	Troy	49.81	Fla. Atlantic	40.67
Scoring Defense (353 ranked)	25	1	55.7	Harvard	50.9	UTSA	55.7
Scoring Margin (349 ranked)	59	1	12.1	Southern California	29.6	UTSA	12.1
Scoring Offense (353 ranked)	131	6	67.8	Tennessee	93.4	UAB	70.2
Steals Per Game (353 ranked)	196	9	7.8	Longwood	15.1	Temple	10.3
Three Point Attempts Per Game (353 ranked)	246	8	17.9	Tennessee	33.9	UAB	26.7
Three Point Percentage (353 ranked)	196	7	30.8	Notre Dame	41.2	South Fla.	36.2
Three Point Percentage Defense (353 ranked)	259	10	32.6	Kansas St.	23.4	Tulane	27.6
Three Pointers Per Game (353 ranked)	237	9	5.5	Tennessee	11.5	UAB	9.3
Turnover Margin (353 ranked)	148	5	0.63	Col. of Charleston	11.00	Temple	3.74
Turnovers Forced Per Game (353 ranked)	120	4	17.68	Longwood	26.33	East Carolina	20.30
Turnovers Per Game (353 ranked)	214	8	17.1	Colorado St.	9.2	South Fla.	14.9
Winning Percentage (353 ranked)	12	1	89.5	UCLA	100.0	UTSA	89.5

NCAA INDIVIDUAL RANKING SUMMARY

Statistic	Player	National Rank	Conference Rank	Value	National Leader	Value	Conference Leader	Value
Assist/Turnover Ratio (250 ranked)	Nina De Leon Negron Sidney Love	63 85	3 4	2.00 1.85	McKelle Meek, Portland	3.83	Tristen Taylor, Temple	2.34
Assists (148 ranked)	Nina De Leon Negron	50	4	94	Serena Sundell, Kansas St.	153	Stefanie Ingram, Fla. Atlantic	105
Assists Per Game (250 ranked)	Nina De Leon Negron Sidney Love	29 120	1 6	5.2 4.0	Katie Dinnebier, Drake	7.4	Nina De Leon Negron, UTSA	5.2
Blocks (141 ranked)	Jordyn Jenkins	96	3	25	Sedona Prince, TCU	72	Hadley Periman, Tulsa	30
Blocks Per Game (243 ranked)	Jordyn Jenkins	97	3	1.32	Sedona Prince, TCU	3.43	Hadley Periman, Tulsa	1.76
Double Doubles (43 ranked)					Aneesah Morrow, LSU	19	Tommisha Lampkin, North Texas	9
Field Goal Attempts (150 ranked)	Jordyn Jenkins	92	5	270	Grace Larkins, South Dakota	395	Delanie Crawford, Tulsa	312
Field Goal Percentage (250 ranked)	Jordyn Jenkins	102	4	48.5	Isnelle Natabou, FIU	71.3	Tommisha Lampkin, North Texas	57.1
Field Goals (143 ranked)	Jordyn Jenkins	61	1	131	Audi Crooks, Iowa St.	198	Jordyn Jenkins, UTSA	131
Free Throw Attempts (149 ranked)	Jordyn Jenkins	87	2	97	S'Mya Nichols, Kansas	201	Tommisha Lampkin, North Texas	124
Free Throw Percentage (250 ranked)	Jordyn Jenkins	65	1	84.5	Peyton Kennedy, Saint Louis	95.8	Jordyn Jenkins, UTSA	84.5
Free Throws (143 ranked)	Jordyn Jenkins	49	1	82	S'Mya Nichols, Kansas	166	Jordyn Jenkins, UTSA	82
Minutes Per Game (150 ranked)					Mackenzie Amalia, Eastern Mich.	38.39	DeeDee Hagemann, Memphis	36.10
Points (199 ranked)	Jordyn Jenkins	49	1	360	Izzy Higginbottom, Arkansas	510	Jordyn Jenkins, UTSA	360
Points Per Game (249 ranked)	Jordyn Jenkins	36	1	18.9	Ta'Niya Latson, Florida St.	26.5	Jordyn Jenkins, UTSA	18.9
Rebounds (145 ranked)					Aneesah Morrow, LSU	309	Jade Weathersby, UAB	197
Rebounds (Defensive) Per Game (29 ranked)					Laura Ziegler, Saint Joseph's	10.2	Jade Weathersby, UAB	7.3
Rebounds (Offensive) Per Game (30 ranked)					Gift Uchenna, Southern Ill.	5.4		
Rebounds Per Game (250 ranked)	Jordyn Jenkins	177	8	7.3	Aneesah Morrow, LSU	14.0	Jade Weathersby, UAB	9.4
Steals (134 ranked)					Kiki McIntyre, Longwood	83	Mama Dembele, South Fla.	52
Steals Per Game (245 ranked)					Hannah Hidalgo, Notre Dame	4.24	Alasia Smith, Memphis	2.50
Three Point Attempts (147 ranked)					Madison Conner, TCU	181	Delanie Crawford, Tulsa	160
Three Point Percentage (169 ranked)					Lauren Ross, Purdue Fort Wayne	51.1	Victoria Keenan, Tulane	47.1
Three Pointers (146 ranked)					Madison Conner, TCU	83	Sammie Puisis, South Fla.	64
Three Pointers Per Game (249 ranked)					Alyssa Durazo-Frescas, Grand Canyon	4.06	Sammie Puisis, South Fla.	3.05
Triple Doubles (5 ranked)					Olivia Miles, Notre Dame	3		

INTRODUCING HEAD COACH KAREN ASTON



Head Coach

Karen Aston
Fourth Season
340-205 (55-59 UTSA)

X @CoachKarena

Aston was named the 10th head coach in program history on March 29, 2021.

Throughout her first three seasons at UTSA, Aston has compiled a 38-57 record, making history along the way.

The 2023-24 season featured a wealth of firsts, including achieving UTSA's first ever postseason victory on March 21, 2024 with an 80-62 win over Northern Colorado in the First Round of the 2024 Postseason WNIT. UTSA went 18-15 (10-8 The American) for the most wins in a single season since 2008-09, and the WNIT selection was the first national postseason pick since 2008-09. The 'Runners finished fourth in the conference for the highest since the 2014-15 CUSA campaign and went 8-7 for the first winning nonconference record since 2013-14. UTSA's NET ranking of 136 in 2023-24 was the program's highest ranking to conclude a season since NET rankings began, and an average opponent NET of 97 was also the highest.

The Roadrunners ended the season ranked at or near the top in several statistical categories at both the national and conference level recording: 44.5 Rebounds per game (6th in NCAA, 1st in AAC), 15.8 Offensive Rebounds Per Game (10th in NCAA, 3rd in AAC), +8.2 Rebound Margin (13th in NCAA, 1st in AAC), 36.3% Field Goal Defense (19th in NCAA, 1st in AAC), 28.6 Defensive Rebounds per game (27th in NCAA, 2nd in AAC), 4.6 Blocks Per Game (32nd in NCAA, 3rd in AAC).

UTSA posted a 13-19 (9-1, C-USA) record in the 2022-23 season, opening up the C-USA tournament with a thrilling 69-68 win over No. 11 seed Florida Atlantic, before besting No. 3 seed Rice 62-54 to advance to the leagues semifinals where they fell to No. 2 seed Western Kentucky.

Jordyn Jenkins had a fantastic season under Aston's tutelage, taking home 2022-23 C-USA Player of the Year, Newcomer of the Year, and First-Team All-C-USA. Additionally, Jenkins became the third person in league history to win all three awards, and the first in 10 years.

The 'Runners went 7-23 (3-14, C-USA) in her inaugural year before collecting a 58-57 overtime win over UTEP at the league's postseason tournament.

Aston has been consistently recognized as one of the top coaches in the nation. She was one of four finalists for the Naismith Women's College Coach of the Year award in 2017 and was one of 10 semifinalists for the honor in 2018. Aston also earned Big 12 Coach of the Year accolades in 2017.

Aston has a career record of 305-188 [.618] which includes head coaching positions at Charlotte, North Texas and Texas. In her 13 seasons as a head coach, Aston's teams have averaged 22 wins per year and have made a combined 10 postseason appearances.

At the University of Texas, Aston led the Longhorns to a 184-83 [.689] record in eight seasons. In her final seven seasons combined at Texas, Aston's teams averaged 24.6 wins per year, making six NCAA Tournament appearances. From 2015-18, her squads made four consecutive NCAA Sweet 16 showings, marking the first time that had been accomplished at Texas since 1990. Aston also directed the 2015-16 Longhorns to the program's first NCAA Elite Eight appearance since 2003.

Aston, who also spent eight years as an assistant and associate head coach at Texas for Naismith Hall of Fame head coach Jody Conradt as Texas' second-winningest coach all-time behind Conradt's 783 victories.

Three of Aston's Texas players [Nneka Enemkpali, Imani McGee-Stafford and Ariel Atkins] were drafted by WNBA teams with McGee-Stafford [10th] and Atkins [7th] being selected as first-round picks. As a starter, Atkins helped lead the Washington Mystics to the 2019 WNBA Championship and has earned WNBA All-Defensive Team honors in each

INTRODUCING HEAD COACH KAREN ASTON

The Aston File

HEAD COACHING EXPERIENCE

2021- Present: Head Coach, UTSA
2012-2020: Head Coach, Texas
2011-12: Head Coach, North Texas
2007-11: Head Coach, Charlotte
2006-07: Associate Head Coach, Baylor
2000-06: Associate Head Coach, Texas
1998-00: Assistant Coach, Texas
1996-98: Assistant Coach, North Texas
1994-96: Assistant Coach, Baylor
1993-94: Head Coach, Fort Smith Northside (HS)
1988-93: Head Coach, Vilonia High School

COLLEGIATE HEAD COACHING RECORD

Overall: 340-205 (.624)
UTSA: 55-59 (.482)

of her two seasons.

Defense has been a staple of Aston's teams her entire coaching career. Each of her eight teams at Texas ranked in the top-25 nationally in rebounding margin, including three years in the top-five. Her 2017-18 and 2018-19 teams ranked third in the NCAA in rebounding margin. Four of the top-eight single-season team rebounding averages in Texas history came during Aston's tenure, as did five of the top-nine best seasons in field-goal percentage defense.

Aston's prowess as one of the nation's best recruiters is also well known. Five of the classes she recruited to Texas were ranked among the top-11 in the nation according to ESPN.com, including three top-five classes. Recruits Charli Collier and Joyner Holmes were both No. 2 prospects according to ESPN and were listed as the nation's top recruits by some services. Aston brought 14 McDonalds All-Americans to Texas during her eight seasons.

In a season shortened due to COVID-19, the 2019-20 Longhorns posted a 19-11 overall record and finished third in the Big 12 Conference. A season that began with off-season injuries to a number of key contributors featured some impressive accomplishments. Texas defeated three Associated Press Top-25 teams, including knocking off No. 1 Stanford, which marked the program's first win against an AP No. 1 squad since 2004. The Longhorns also won at No. 17

and previously undefeated Tennessee, and earned a road victory against No. 25 TCU. Texas led the nation in double-doubles during the 2019-20 campaign with 31.

Aston mentored Collier, a sophomore center, to First-Team All-Big 12 Conference honors, as she was one of only six players in the league to average a double-double. Collier became the first player in program history to average more than seven defensive rebounds per game in a single season. Freshman guard Celeste Taylor was a Big 12 All-Freshman Team selection and earned three Big 12 Freshman of the Week accolades.

In 2018-19, Aston led Texas to a 23-10 overall record and a third-place showing in the Big 12 Conference with a 12-6 overall mark. The Longhorns advanced to the semifinals of the Big 12 Conference Tournament for the sixth consecutive year. It marked the sixth year in a row that the Longhorns had won 20 or more games.

Under Aston's tutelage, junior point guard Sug Sutton earned First-Team All-Big 12 Conference honors in 2018-19 and was named to the Big 12 All-Tournament Team. She led the Longhorns in scoring [12.7 points per game], assists per game [5.4] and steals per game [1.3]. Sutton scored in double figures 23 times, including four 20-point performances, and her 178 assists on the year marked the seventh-most in a single-season in school history. She was the conference's best all-around point guard as a junior.

In 2017-18, Aston led the Longhorns to a 28-7 overall record and a second-place finish in the Big 12 Conference with a 15-3 overall mark. Texas advanced to the championship game of the Big 12 Conference Tournament for the third time in four years. It marked the fourth year in a row that the Longhorns had won 24 or more games.

For the third time in four seasons, Aston had one of her players selected in the WNBA Draft in 2018. Atkins was chosen with the No. 7 pick by the Washington Mystics, making her the third-highest draft pick in Texas history.

Under Aston's direction, Atkins and fellow senior Brooke McCarty concluded their decorated Texas careers in 2017-18. It marked the end of an impressive four-year span that saw the Longhorns

INTRODUCING HEAD COACH KAREN ASTON

post a 108-32 [.771] overall record, four NCAA Tournament appearances, four NCAA Sweet 16 appearances, one NCAA Elite Eight appearance and three Big 12 Conference second-place finishes. Aston was a semifinalist for the Naismith Coach of the Year award.

Aston was named the Big 12 Conference Coach of the Year in 2016-17, as the Longhorns swept the league's annual honors. McCarty was named the Big 12 Player of the Year, Brianna Taylor was selected as the Big 12 Defensive Player of the Year and Holmes earned Big 12 Freshman of the Year accolades. Aston was one of four finalists nationally for the Naismith Coach of the Year honor.

The Longhorns recorded a 25-9 overall record during the 2016-17 campaign. Texas strung together a 19-game winning streak during the course of the season, which ranks tied for the 10th-longest spree in program history. With a rigorous slate that featured 14 top-25 opponents, the Longhorns recorded seven victories against ranked foes. Texas won 14 consecutive games to start Big 12 Conference play, which marked the

best start to the Big 12 schedule in school history. The Longhorns charted a 15-3 record in Big 12 play to finish second in the conference for the second consecutive year.

In 2015-16, Aston led Texas to an historic season. The Longhorns posted a 31-5 overall record, which marked the school's most victories since the 1987-88 season, and tied the school record for most Big 12 Conference wins [15] in a single season. Texas hosted the NCAA First and Second Rounds for the first time since 2010 and advanced to the NCAA Elite Eight for the first time since 2003. The Longhorns opened the year with a 16-0 record, marking the third-best start in program history.

McGee-Stafford, a senior center, was named an honorable mention All-America selection from both the Associated Press and the Women's Basketball Coaches Association in 2015-16, and became the first player in program history to reach the combined milestone of 1,000 career points, 1,000 career rebounds and 200 career blocks. McGee-Stafford was the fourth player in school history to be drafted in the first round of the WNBA Draft, going to the Chicago Sky with the 10th overall pick.

The 2014-15 Longhorns began the season on a 13-game winning streak and capped the year with a run to the NCAA Sweet 16. Texas finished with a 24-11 overall record and advanced to the championship game of the Big 12 Tournament for the first time since 2004. The Longhorns won nine of their last 12 games and posted what were then their most wins in more than a decade. Enemkpali was selected by the Seattle Storm in the third round of the 2015 WNBA Draft.

In 2013-14, Texas began a steady incline that included five wins against ranked opponents, a third-place finish in the Big 12 standings, a 10-win improvement from the previous season, and winning a game in the NCAA Tournament for the first time since 2008. UT's tie for third place in the Big 12 was its highest league finish since 2005.



Aston alongside 2022-23 C-USA Player of the Year Jordyn Jenkins

INTRODUCING HEAD COACH KAREN ASTON

Aston returned to the Forty Acres in 2012 after five years of experience reviving the women's basketball programs at the University of North Carolina at Charlotte and the University of North Texas.

Aston tripled the Mean Green's victory total in one season, as UNT went 15-16 during the 2011-12 season under her direction after winning just five games the previous year. At Charlotte, Aston led the program to record-breaking heights, with 86 victories in four seasons, including a school-record 27 wins in 2010-11.

Aston led the 49ers to four consecutive postseason appearances and the 2009 Atlantic 10 Tournament Championship en route to the school's second ever NCAA Tournament appearance. In her final season at Charlotte, Aston's squad advanced to the WNIT Final Four.

While on Conrad's Texas staff from 1998-2006, Aston helped the Longhorns post a 173-83 [.676] record during that span, with seven NCAA Tournament appearances, two trips to the Sweet 16 and a march to the 2003 Final Four. The Longhorns also captured the 2003 Big 12 regular-season and tournament titles, and UT shared the 2004 Big 12 regular-season title. Aston was promoted from assistant coach to associate head coach in July of 2000 after serving as an assistant coach for two seasons.

During her time as an assistant on the Forty Acres, Aston spearheaded the signing of 25 nationally-recognized recruits, including seven McDonald's High School All-Americans and seven WBCA/Nike All-Americans. Two of those high school All-Americans - Tiffany Jackson and Erika Arriaran - were named National High School Players of the Year. All eight of the recruiting classes Aston attracted were nationally ranked, including the No. 1 class in the nation in 2005-06.

Aston first came to Austin in 1998 from the University of North Texas, where she served as an assistant coach for two seasons [1996-98]. Prior to joining the North Texas staff, Aston was an assistant coach at Baylor for two seasons [1994-96].

Following Aston's initial stint on the Forty Acres she was named associate head coach at Baylor during the 2006-07 season. With Aston on board, the Lady Bears won 26 games and reached the second round of the NCAA Tournament.

Before entering the collegiate coaching ranks, Aston was recognized as one of the top high school coaches in the nation. She coached five years at Vilonia High School [1988-93] in Vilonia, Ark., and one year at Fort Smith Northside [1993-94] in Fort Smith, Ark. She guided Fort Smith Northside to a 24-10 record and a fifth-place finish in Class 4A. For her efforts she was named the Arkansas Northwest Region Coach of the Year.

While at Vilonia, Aston was not only the head basketball coach but also the head cross country and track coach. In 1992-93 he was named the Arkansas Basketball Coach of the Year after leading Vilonia to a 36-1 record and a Class 2A State Championship. Aston's cross country teams also claimed back-to-back state titles in 1991 and 1992.

A native of Benton, Ark., Aston was a two-time first-team all-state selection at Bryant High School. She capped her high school career by leading Bryant to the 1982 Arkansas Class 4A State Championship. Aston earned a bachelor of arts degree in physical education from Little Rock in 1987. She played two seasons of basketball at UALR after transferring from Ouachita Baptist. In 2019, Aston was inducted into the Trojan Athletics Hall of Fame at the University of Arkansas at Little Rock and the Bryant [Ark.] High School Athletic Hall of Honor.

2024-25 ROADRUNNER TRACKER

CAREER TRACKER

2000 POINTS	250 STEALS
Jordyn Jenkins* 1,702 (1,224 at UTSA)	Nina De Leon Negron* 185 (29 at UTSA)
Nina De Leon Negron* 1,114 (189 at UTSA)	Jordyn Jenkins* 118 (82 at UTSA)
	Sidney Love 103
1000 POINTS	
Sidney Love 799	100 STEALS
	Maya Linton 62
500 POINTS	50 STEALS
Idara Udo 396	Idara Udo 30
Aysia Proctor 343	Alexis Parker 21
Maya Linton 210	Aysia Proctor 21
Cheyenne Rowe* 206 (168 at UTSA)	Nyayongah Gony* 17 (4 at UTSA)
Siena Guttadauro 163	Cheyenne Rowe* 12 (10 at UTSA)
Nyayongah Gony* 139 (24 at UTSA)	Damara Allen 10
	Mia Hammonds 3
100 POINTS	Taylor Ross 3
Alexis Parker 99	Emma Lucio 2
Emma Lucio 40	
Damara Allen 63	150 BLOCKS
Taylor Ross 34	Jordyn Jenkins* 105 (74 at UTSA)
Mia Hammonds 8	
Emilia Dannebauer 2	
1000 REBOUNDS	50 BLOCKS
Jordyn Jenkins* 695 (459 at UTSA)	Idara Udo 40
Nina De Leon Negron* 589 (94 at UTSA)	Maya Linton 16
	Nina De Leon Negron* 16 (2 at UTSA)
500 REBOUNDS	Nyayongah Gony* 14 (5 at UTSA)
Idara Udo 313	Sidney Love 14
Sidney Love 294	
Maya Linton 258	10 BLOCKS
Aysia Proctor 179	Cheyenne Rowe* 13 (9 at UTSA)
Cheyenne Rowe* 177 (138 at UTSA)	Aysia Proctor 8
	Taylor Ross 7
100 REBOUNDS	Damara Allen 7
Nyayongah Gony* 91 (25 at UTSA)	Alexis Parker 6
Alexis Parker 75	Siena Guttadauro 2
Siena Guttadauro 69	Mia Hammonds 2
Damara Allen 43	Emilia Dannebauer 1
Taylor Ross 28	
Emma Lucio 25	* Includes totals from previous schools
Mia Hammonds 16	
Emilia Dannebauer 3	
500 ASSISTS	
Nina De Leon Negron* 446 (94 at UTSA)	
250 ASSISTS	
Sidney Love 245	
Jordyn Jenkins* 114 (73 at UTSA)	
50 ASSISTS	
Aysia Proctor 49	
Siena Guttadauro 44	
Idara Udo 44	
Maya Linton 42	
Alexis Parker 34	
Damara Allen 22	
Nyayongah Gony* 18 (1 at UTSA)	
Cheyenne Rowe* 13 (11 at UTSA)	
Emma Lucio 13	
Mia Hammonds 2	
Taylor Ross 1	

UTSA RECORDS

POINTS	CAREER	POINTS	SEASON
1. Starlite Williams, 1983-87	1,607	1. Jordyn Jenkins 2022-23	659
2. Angel Singleton, 1994-98	1,565	2. Tammy Rogers, 1990-91	583
3. Margaret Martinovich, 1981-85	1,480	3. Starlite Williams, 1986-87	538
4. Monica Gibbs, 2005-09	1,460	4. Loryn Goodwin, 2016-17	525
5. Tisha Boldt, 1986-91	1,379	5. Monica Gibbs, 2008-09	514
6. Kamra King, 2011-15	1,367	6. Starlite Williams, 1984-85	493
7. Tammy Rogers, 1987-91	1,343	7. Vivian Ewalefo, 2006-07	480
8. Jordyn Jenkins, 2022-Pres.	1,224	8. Margaret Martinovich, 1982-83	469
9. Michelle Martin, 1989-93	1,192	9. Valerie Wells, 1983-84	452
10. Sharon Wilson, 1985-89	1,173	10. Margaret Martinovich, 1984-85	451
REBOUNDS	CAREER	REBOUNDS	SEASON
1. Monica Gibbs, 2005-09	990	1. Onika Anderson, 2008-09	351
2. Tesha Smith, 2013-17	800	2. Monica Gibbs, 2008-09	309
3. Margaret Martinovich, 1981-85	778	3. Ryba Pawlaczyk, 2008-09	297
4. Angel Singleton, 1993-98	730	4. Marie Benson, 2018-19	289
5. Marie Benson, 2016-19	680	5. Cindy Pavell, 1981-82	271
6. Tisha Boldt, 1986-91	675	6. Ashleigh Franklin, 2009-10	268
7. Starlite Williams, 83-87	636	7. Tisha Boldt, 1987-88	262
8. Akunna Elonu, 2012-15	607	8. Marie Benson, 2017-18	249
9. Elyssa Coleman, 2021-24	588	9. Margaret Martinovich, 1982-83	247
10. Michelle Martin, 1989-93	590	10. Monica Gibbs, 2007-08	246
ASSISTS	CAREER	ASSISTS	SEASON
1. Monica Gibbs, 2005-09	693	1. Monica Gibbs, 2008-09	221
2. Tammy Rogers, 1987-91	377	2. Joyce Howard, 1997-98	201
3. Rhonda Hoffman, 1983-87	375	3. Monica Gibbs, 2007-08	195
4. Sharon Wilson, 1985-89	355	4. Tammy Rogers, 1990-91	188
5. Joyce Howard, 1996-98	333	5. Kyra White, 2022-23	160
6. Kyra White, 2022-2024	303	6. Shelley Seale, 1982-83	173
7. Shelley Seale, 1981-83	296	7. Kyra White, 2022-23	143
8. Kim Reed, 2001-05	272	8. Monica Gibbs, 2006-07	139
9. Karen Kroen, 1983-87	263	9. Monica Gibbs, 2005-06	138
10. Kim Maxwell, 1981-84	259	10. Loryn Goodwin, 2016-17	134
STEALS	CAREER	STEALS	SEASON
1. Starlite Williams, 1983-87	281	1. Loryn Goodwin, 2016-17	94
2. Kamra King, 2011-15	240	2. Starlite Williams, 1986-87	92
3. Michelle Martin, 1989-93	227	3. Jady Pimentel, 2021-22	83
4. Sharon Wilson, 1985-89	223	4. Joyce Howard, 1997-98	79
5. Rhonda Hoffman, 1983-87	222	5. Michelle Martin, 1991-92	76
6. Monica Gibbs, 2005-09	207	6. Michelle Martin, 1992-93	76
7. Terrie Davis, 2004-08	173	7. Tammy Rogers, 1990-91	74
8. Tammy Rogers, 1987-91	165	8. Sharon Wilson, 1988-89	71
9. Ashley Spaletta, 2011-15	153	9. Starlite Williams, 1983-84	70
10. Crystal Chidomere, 2014-18	150	10. Valerie Wells, 1983-84	69
		Amber Prose, 2000-01	69
BLOCKS	CAREER	BLOCKS	SEASON
1. Elyssa Coleman, 2021-24	140	1. Alysse Davis, 2010-11	78
2. Whitney Wright, 2009-13	105	2. Kim Duncan, 1984-85	57
3. Alysse Davis, 2008-11	98	3. Elyssa Coleman, 2022-23	57
4. Marie Benson, 2016-19	94	4. Ryba Pawlaczyk, 2008-09	56
5. Kim Duncan, 1983-85	93	5. Mantha Emory, 1994-95	50
6. Starlite Williams, 1983-87	88	6. Whitney Wright, 2011-12	48
7. Timea Toth, 2016-20	87	7. Elyssa Coleman, 2023-24	45
8. Mantha Emory, 1993-95	81	8. Timea Toth, 2019-20	44
9. Jordyn Jenkins, 2022-Pres.	74	9. Keelah Wilson, 1999-00	41
10. Tesha Smith, 2013-17	72	10. Whitney Wright, 2012-13	39

PLAYER GAME-BY-GAME STATISTICS

1

SIENA GUTTADAURO

Junior • Guard • 5-6 • San Jose, California • Archbishop Mitty HS



Guttadauro's Career and 2024-25 Game Highs

Career / Last	Category	2024-25/ Last
13 / March 2, 2024 at Wichita State	Points	8 / November 7, 2024 at Texas A&M
5 / March 21, 2024 at Wyoming	Rebounds	2 / November 20, 2024 vs Texas A&M-Corpus Christi
4 / March 2, 2024 at Wichita State	Assists	2, 3x / November 20, 2024 vs Texas A&M-Corpus Christi
1, 12x / November 9, 2024 vs UTRGV	Steals	1 / November 9, 2024 vs UTRGV
1 / February 2, 2023 vs Western Kentucky	Blocks	N/A
4, 4x / March 2, 2024 at Wichita State	FG Made	3 / November 7, 2024 at Texas A&M
8, 3x / November 20, 2024 vs Texas A&M-Corpus Christi	FG Attempted	8 / November 20, 2024 vs Texas A&M-Corpus Christi
4, 2x / March 2, 2024 at Wichita State	3PT Made	2 / November 20, 2024 vs Texas A&M-Corpus Christi
8 / March 2, 2024 at Wichita State	3PT Attempted	7 / November 20, 2024 vs Texas A&M-Corpus Christi
2, 4x / March 21, 2024 vs Northern Colorado	FT Made	1 / November 7, 2024 at Texas A&M
3 2x / February 4, 2023 vs. Middle Tennessee	FT Attempted	1 / November 7, 2024 at Texas A&M
24 / December 10, 2022 vs Idaho	Minutes	19 / November 20, 2024 vs Texas A&M-Corpus Christi

#1 GUTTADAURO, Siena

2024-25 STATISTICS

Opponent	Date	GS	MIN	Total		3-Pointers		Free throws		Rebounds				PF	A	TO	BLK	STL	PTS	
				FG-FGA	PCT	3FG-3FGA	PCT	FT-FTA	PCT	OFF	DEF	TOT	AVG							
at Texas A&M	11/07/2024		16:33	3-5	.600	1-3	.333	1-2	.500	1	0	1	1.0	1	0	0	0	0	8	8.0
UTRGV	11/09/2024		14:12	1-2	.500	1-2	.500	0-0	.000	0	1	1	1.0	1	2	1	0	1	3	5.5
at New Mexico St.	11/14/2024		13:47	0-2	.000	0-1	.000	0-0	.000	0	1	1	1.0	0	2	0	0	0	0	3.7
at UTEP	11/16/2024		11:49	1-3	.333	0-2	.000	0-0	.000	0	0	0	0.8	0	1	3	0	0	2	3.3
A&M-Corpus Christi	11/20/2024		19:39	2-8	.250	2-7	.286	0-0	.000	2	0	2	1.0	1	2	0	0	0	6	3.8
Totals		0	76:01	7-20	.350	4-15	.267	1-2	.500	3	2	5	1.0	3	7	4	0	1	19	3.8

Player Averages

Games Played	Minutes/ game	Points/ game	FG Pct	3FG Pct	FT Pct	Rebounds/ game	Assists/ game	Turnovers/ game	Assist/Turnover ratio	Steals/ game	Blocks/ game
5	15.2	3.8	35.0	26.7	50.0	1.0	1.4	0.8	1.8	0.2	0.0

PLAYER GAME-BY-GAME STATISTICS

2

ALEXIS PARKER



Junior • Guard • 5-9 • San Antonio, Texas • Brandeis HS

Parker's Career and 2024-25 Game Highs

Career / Last	Category	2024-25 / Last
11 / December 19, 2022 at Houston.....	Points	6 / November 9, 2024 vs UTRGV
5, 2x / December 7, 2024 vs Sam Houston.....	Rebounds	5 / December 7, 2024 vs Sam Houston
3, 4x / November 15, 2023 at Texas A&M-Corpus Christi.....	Assists	2, 2x / November 29, 2024 vs Towson
3 / December 19, 2022 at Houston.....	Steals	2 / December 19, 2024 vs UT Arlington
1, 6x / December 7, 2024 vs Sam Houston.....	Blocks.....	1 / December 7, 2024 vs Sam Houston
4 / December 19, 2022 at Houston	FG Made	2, 3x / December 19, 2024 vs UT Arlington
7, 3x / December 7, 2024 vs Sam Houston.....	FG Attempted	7 / December 7, 2024 vs Sam Houston
1, 8x / November 14, 2024 at New Mexico State	3PT Made	1 / November 14, 2024 at New Mexico State
4 / February 11, 2023 vs UTEP	3PT Attempted	3 / December 7, 2024 vs Sam Houston
2, 14x / November 9, 2024 vs UTRGV	FT Made	2 / November 9, 2024 vs UTRGV
4, 2x / November 18, 2023 at UT Arlington	FT Attempted	2, 3x / December 21, 2024 at Texas State
31 / December 10, 2022 vs Idaho.....	Minutes.....	18 / November 9, 2024 vs UTRGV

#2 PARKER, Alexis

2024-25 STATISTICS

Opponent	Date	GS	MIN	Total		3-Pointers		Free throws		Rebounds				PF	A	TO	BLK	STL	PTS	AVG
				FG-FGA	PCT	3FG-3FGA	PCT	FT-FTA	PCT	OFF	DEF	TOT	AVG							
at Texas A&M	11/07/2024		16:21	0-1	.000	0-1	.000	0-0	.000	1	1	2	2.0	1	1	0	0	0	0	0.0
UTRGV	11/09/2024	*	18:51	2-3	.667	0-0	.000	2-2	1.000	1	3	4	3.0	2	2	1	0	1	6	3.0
at New Mexico St.	11/14/2024	*	10:15	1-5	.200	1-1	1.000	0-0	.000	1	1	2	2.7	0	0	2	0	1	3	3.0
at UTEP	11/16/2024		01:25	0-0	.000	0-0	.000	0-0	.000	0	0	0	2.0	1	0	0	0	0	0	2.3
A&M-Corpus Christi	11/20/2024		08:41	0-2	.000	0-2	.000	1-2	.500	1	3	4	2.4	0	0	1	0	0	1	2.0
vs UNC Greensboro	11/28/2024		11:51	0-0	.000	0-0	.000	0-0	.000	0	1	1	2.2	2	1	0	0	0	0	1.7
vs Towson	11/29/2024		15:52	1-3	.333	0-0	.000	0-0	.000	0	1	1	2.0	0	2	0	0	1	2	1.7
Sam Houston	12/07/2024		14:57	2-7	.286	0-3	.000	0-1	.000	1	4	5	2.4	1	0	1	1	0	4	2.0
at Stanford	12/16/2024		08:48	0-2	.000	0-1	.000	0-0	.000	1	0	1	2.2	0	0	1	0	0	0	1.8
UT Arlington	12/19/2024		16:25	2-5	.400	0-1	.000	0-0	.000	2	0	2	2.2	1	0	1	0	2	4	2.0
at Texas St.	12/21/2024		07:11	0-2	.000	0-1	.000	1-2	.500	0	0	0	2.0	3	0	1	0	0	1	1.9
UAB	01/01/2025		02:30	0-0	.000	0-0	.000	0-0	.000	0	0	0	1.8	0	1	2	0	0	0	1.8
at Tulsa	01/04/2025		04:14	0-1	.000	0-0	.000	0-0	.000	0	0	0	1.7	1	0	0	0	0	0	1.6
Rice	01/08/2025		04:50	0-0	.000	0-0	.000	0-0	.000	0	0	0	1.6	1	0	0	0	0	0	1.5
Wichita St.	01/11/2025		05:19	0-1	.000	0-0	.000	0-0	.000	0	2	2	1.6	0	0	0	0	0	0	1.4
Tulsa	01/22/2025		00:33	0-0	.000	0-0	.000	0-0	.000	0	0	0	1.5	0	0	0	0	0	0	1.3
Totals		2	148:02	8-32	.250	1-10	.100	4-7	.571	8	16	24	1.5	13	7	10	1	5	21	1.3

Player Averages

Games Played	Minutes/ game	Points/ game	FG Pct	3FG Pct	FT Pct	Rebounds/ game	Assists/ game	Turnovers/ game	Assist/Turnover ratio	Steals/ game	Blocks/ game
16	9.3	1.3	25.0	10.0	57.1	1.5	0.4	0.6	0.7	0.3	0.1

PLAYER GAME-BY-GAME STATISTICS

3

EMMA LUCIO

Sophomore • Guard • 5-9 • Edinburg, Texas • Robert Vela HS



Lucio's Career and 2024-25 Game Highs

Career / Last	Category	2024-25 / Last
6 / November 9, 2024 vs UTRGV	Points	6 / November 9, 2024 vs UTRGV
3, 2x / December 7, 2024 vs Sam Houston	Rebounds	3 / December 7, 2024 vs Sam Houston
2, 3x / January 11, 2025 vs Wichita State	Assists	2 / January 11, 2025 vs Wichita State
1, 2x / December 19, 2024 vs UT Arlington	Steals	1 / December 19, 2024 vs UT Arlington
N/A	Blocks	N/A
2, 4x / December 19, 2024 vs UT Arlington	FG Made	2, 4x / December 19, 2024 vs UT Arlington
9 / January 2, 2024 at East Carolina	FG Attempted	6 / December 19, 2024 vs UT Arlington
2 / November 9, 2024 vs UTRGV	3PT Made	2 / November 9, 2024 vs UTRGV
6 / January 2, 2024 at East Carolina	3PT Attempted	2, 5x / December 16, 2024 at Stanford
2 / January 14, 2024 vs Charlotte	FT Made	2 / January 4, 2025 at Tulsa
4 / January 2, 2024 at East Carolina	FT Attempted	2, 2x / January 4, 2025 at Tulsa
21 / January 2, 2024 at East Carolina	Minutes	18 / December 19, 2024 vs UT Arlington

#3 LUCIO, Emma

2024-25 STATISTICS

Opponent	Date	GS	MIN	Total		3-Pointers		Free throws		Rebounds				PF	A	TO	BLK	STL	PTS	AVG
				FG-FGA	PCT	3FG-3FGA	PCT	FT-FTA	PCT	OFF	DEF	TOT	AVG							
UTRGV	11/09/2024		10:16	2-2	1.000	2-2	1.000	0-0	.000	0	2	2	2.0	0	1	1	0	0	6	6.0
at New Mexico St.	11/14/2024		04:04	0-1	.000	0-0	.000	0-0	.000	0	0	0	1.0	0	0	0	0	0	0	3.0
at UTEP	11/16/2024		04:51	1-2	.500	1-2	.500	0-0	.000	0	2	2	1.3	0	0	1	0	0	3	3.0
A&M-Corpus Christi	11/20/2024		09:21	0-3	.000	0-2	.000	0-0	.000	0	0	0	1.0	1	0	0	0	0	0	2.3
vs UNC Greensboro	11/28/2024		00:15	0-0	.000	0-0	.000	0-0	.000	0	0	0	0.8	0	0	0	0	0	0	1.8
vs Towson	11/29/2024		14:23	2-4	.500	1-2	.500	0-0	.000	0	2	2	1.0	2	1	2	0	0	5	2.3
Sam Houston	12/07/2024		12:11	0-3	.000	0-1	.000	1-2	.500	1	2	3	1.3	2	1	3	0	0	1	2.1
at Stanford	12/16/2024		08:50	2-4	.500	0-2	.000	0-0	.000	0	0	0	1.1	1	0	0	0	0	4	2.4
UT Arlington	12/19/2024		18:60	2-6	.333	0-1	.000	0-0	.000	1	0	1	1.1	2	1	3	0	1	4	2.6
at Texas St.	12/21/2024		10:04	0-2	.000	0-1	.000	0-0	.000	0	1	1	1.1	1	0	0	0	0	0	2.3
at Charlotte	12/29/2024		06:15	0-0	.000	0-0	.000	0-0	.000	1	0	1	1.1	1	0	1	0	0	0	2.1
UAB	01/01/2025		02:58	0-2	.000	0-2	.000	0-0	.000	0	0	0	1.0	0	0	0	0	0	0	1.9
at Tulsa	01/04/2025		03:49	0-0	.000	0-0	.000	2-2	1.000	0	1	1	1.0	0	0	0	0	0	2	1.9
Rice	01/08/2025		02:34	0-1	.000	0-0	.000	0-0	.000	0	0	0	0.9	1	0	1	0	0	0	1.8
Wichita St.	01/11/2025		05:52	0-1	.000	0-0	.000	0-0	.000	1	0	1	0.9	1	2	1	0	0	0	1.7
at UAB	01/18/2025		00:47	0-0	.000	0-0	.000	0-2	.000	0	0	0	0.9	1	0	0	0	0	0	1.6
Totals		0	115:29	9-31	.290	4-15	.267	3-6	.500	4	10	14	0.9	13	6	13	0	1	25	1.6

Player Averages

Games Played	Minutes/game	Points/game	FG Pct	3FG Pct	FT Pct	Rebounds/game	Assists/game	Turnovers/game	Assist/Turnover ratio	Steals/game	Blocks/game
16	7.2	1.6	29.0	26.7	50.0	0.9	0.4	0.8	0.5	0.1	0.0

PLAYER GAME-BY-GAME STATISTICS

4

DAMARA ALLEN

Freshman • Guard • 5-10 • Aurora, Colo • Cherokee Trail HS



Allen's Career and 2024-25 Game Highs

Career / Last	Category	2024-25 / Last
11, 2x / January 15, 2024 at Memphis	Points	11, 2x / January 15, 2024 at Memphis
5, 2x / December 21, 2024 at Texas State	Rebounds	5, 2x / December 21, 2024 at Texas State
3, 3x / January 11, 2025 vs Wichita State	Assists	3, 3x / January 11, 2025 vs Wichita State
1, 6x / December 29, 2024 at Charlotte	Steals	1, 6x / December 29, 2024 at Charlotte
2 / January 11, 2025 vs Wichita State	Blocks	2 / January 11, 2025 vs Wichita State
4, 2x / January 15, 2024 at Memphis	FG Made	4, 2x / January 15, 2024 at Memphis
7, 2x / January 8, 2024 vs Rice	FG Attempted	7, 2x / January 8, 2024 vs Rice
3, 2x / January 15, 2024 at Memphis	3PT Made	3, 2x / January 15, 2024 at Memphis
5 / January 1, 2024 vs UAB	3PT Attempted	5 / January 1, 2024 vs UAB
2 / November 9, 2024 vs UTRGV	FT Made	2 / November 9, 2024 vs UTRGV
2, 3x / January 4, 2025 at Tulsa	FT Attempted	2, 3x / January 4, 2025 at Tulsa
27 / November 9, 2024 vs UTRGV	Minutes	27 / November 9, 2024 vs UTRGV

#4 ALLEN, Damara

2024-25 STATISTICS

Opponent	Date	GS	MIN	Total		3-Pointers		Free throws		Rebounds				PF	A	TO	BLK	STL	PTS	AVG
				FG-FGA	PCT	3FG-3FGA	PCT	FT-FTA	PCT	OFF	DEF	TOT	AVG							
at Texas A&M	11/07/2024		15:41	2-3	.667	1-1	1.000	0-0	.000	0	2	2	2.0	3	2	1	0	1	5	5.0
UTRGV	11/09/2024	*	27:26	3-5	.600	1-3	.333	2-2	1.000	0	5	5	3.5	3	1	2	1	1	9	7.0
at New Mexico St.	11/14/2024	*	17:59	0-1	.000	0-0	.000	0-0	.000	0	1	1	2.7	1	0	1	0	1	0	4.7
at UTEP	11/16/2024		03:41	0-1	.000	0-1	.000	0-0	.000	0	0	0	2.0	2	0	1	0	0	0	3.5
A&M-Corpus Christi	11/20/2024		02:33	0-1	.000	0-1	.000	0-0	.000	0	0	0	1.6	0	0	0	0	0	0	2.8
vs UNC Greensboro	11/28/2024		04:36	0-2	.000	0-1	.000	0-0	.000	1	0	1	1.5	1	0	0	0	0	0	2.3
vs Towson	11/29/2024		12:41	1-4	.250	0-1	.000	0-0	.000	1	2	3	1.7	2	1	1	0	1	2	2.3
Sam Houston	12/07/2024		11:30	0-3	.000	0-2	.000	0-0	.000	1	1	2	1.8	0	2	0	1	0	0	2.0
UT Arlington	12/19/2024		16:51	1-2	.500	0-1	.000	1-2	.500	1	1	2	1.8	1	1	2	0	1	3	2.1
at Texas St.	12/21/2024		07:44	2-3	.667	0-0	.000	0-0	.000	2	3	5	2.1	1	0	0	0	0	4	2.3
at Charlotte	12/29/2024		14:27	2-6	.333	1-4	.250	0-0	.000	2	1	3	2.2	2	2	2	1	2	5	2.5
UAB	01/01/2025		25:17	4-7	.571	3-5	.600	0-0	.000	2	2	4	2.3	1	3	0	1	1	11	3.3
at Tulsa	01/04/2025		10:03	0-1	.000	0-1	.000	0-2	.000	0	1	1	2.2	2	2	1	0	0	0	3.0
Rice	01/08/2025	*	20:53	3-7	.429	1-3	.333	0-1	.000	2	2	4	2.4	3	3	2	0	1	7	3.3
Wichita St.	01/11/2025		17:27	1-2	.500	0-1	.000	0-0	.000	0	3	3	2.4	0	3	1	2	1	2	3.2
at Memphis	01/15/2025	*	22:08	4-6	.667	3-4	.750	0-0	.000	1	2	3	2.4	2	2	2	0	0	11	3.7
at UAB	01/18/2025	*	18:39	1-3	.333	1-3	.333	1-2	.500	3	1	4	2.5	1	0	0	0	0	4	3.7
Tulsa	01/22/2025		10:23	0-0	.000	0-0	.000	0-0	.000	0	0	0	2.4	2	0	0	1	0	0	3.5
Totals		5	259:59	24-57	.421	11-32	.344	4-9	.444	16	27	43	2.4	27	22	16	7	10	63	3.5

Player Averages

Games Played	Minutes/game	Points/game	FG Pct	3FG Pct	FT Pct	Rebounds/game	Assists/game	Turnovers/game	Assist/Turnover ratio	Steals/game	Blocks/game
18	14.4	3.5	42.1	34.4	44.4	2.4	1.2	0.9	1.4	0.6	0.4

PLAYER GAME-BY-GAME STATISTICS

5

MIA HAMMONDS

Freshman • Guard • 6-3 • Cibolo, Texas • Steele HS



Hammonds' Career and 2024-25 Game Highs

Career / Last	Category	2024-25 / Last
3 / November 28, 2024 vs UNC Greensboro.....	Points	3 / November 28, 2024 vs UNC Greensboro
4 / December 19, 2024 vs UT Arlington.....	Rebounds	4 / December 19, 2024 vs UT Arlington
1, 2x / January 11, 2025 vs Wichita State.....	Assists	1, 2x / January 11, 2025 vs Wichita State
1, 2x / November 29, 2024 vs Towson.....	Steals	1, 2x / November 29, 2024 vs Towson
1, 2x / December 19, 2024 vs UT Arlington.....	Blocks.....	1, 2x / December 19, 2024 vs UT Arlington
1, 2x / December 21, 2024 at Texas State.....	FG Made	1, 2x / December 21, 2024 at Texas State
5 / December 19, 2024 vs UT Arlington.....	FG Attempted	5 / December 19, 2024 vs UT Arlington
1 / November 28, 2024 vs UNC Greensboro.....	3PT Made	1 / November 28, 2024 vs UNC Greensboro
3 / November 28, 2024 vs UNC Greensboro.....	3PT Attempted	3 / November 28, 2024 vs UNC Greensboro
2 / December 7, 2024 vs Sam Houston.....	FT Made	2 / December 7, 2024 vs Sam Houston
2, 2x / December 19, 2024 vs UT Arlington.....	FT Attempted	2, 2x / December 19, 2024 vs UT Arlington
11 / November 16, 2024 at UTEP.....	Minutes.....	11 / November 16, 2024 at UTEP

#5 HAMMONDS, Mia

2024-25 STATISTICS

Opponent	Date	GS	MIN	Total		3-Pointers		Free throws		Rebounds											
				FG-FGA	PCT	3FG-3FGA	PCT	FT-FTA	PCT	OFF	DEF	TOT	AVG	PF	A	TO	BLK	STL	PTS	AVG	
at UTEP	11/16/2024		11:22	0-1	.000	0-0	.000	0-0	.000	0	2	2	2.0	0	0	0	0	1	0	0.0	
A&M-Corpus Christi	11/20/2024		05:17	0-1	.000	0-1	.000	0-0	.000	0	0	0	1.0	0	1	1	1	0	0	0.0	
vs UNC Greensboro	11/28/2024		10:44	1-4	.250	1-3	.333	0-0	.000	2	0	2	1.3	1	0	0	0	1	3	1.0	
vs Towson	11/29/2024		08:07	0-2	.000	0-2	.000	0-0	.000	0	2	2	1.5	1	0	1	0	1	0	0.8	
Sam Houston	12/07/2024		09:51	0-2	.000	0-1	.000	2-2	1.000	0	2	2	1.6	1	0	1	0	0	2	1.0	
at Stanford	12/16/2024		08:20	0-0	.000	0-0	.000	0-0	.000	0	1	1	1.5	1	0	0	0	0	0	0.8	
UT Arlington	12/19/2024		07:27	0-5	.000	0-1	.000	1-2	.500	1	3	4	1.9	3	0	1	1	0	1	0.9	
at Texas St.	12/21/2024		07:17	1-1	1.000	0-0	.000	0-0	.000	0	3	3	2.0	0	0	1	0	0	2	1.0	
Wichita St.	01/11/2025		04:59	0-0	.000	0-0	.000	0-0	.000	0	0	0	1.8	0	1	0	0	0	0	0.9	
Totals		0	73:24	2-16	.125	1-8	.125	3-4	.750	3	13	16	1.8	7	2	5	2	3	8	0.9	

Player Averages

Games Played	Minutes/ game	Points/ game	FG Pct	3FG Pct	FT Pct	Rebounds/ game	Assists/ game	Turnovers/ game	Assist/Turnover ratio	Steals/ game	Blocks/ game
9	8.2	0.9	12.5	12.5	75.0	1.8	0.2	0.6	0.4	0.3	0.2

PLAYER GAME-BY-GAME STATISTICS

7

NYAYONGAH GONY

Redshirt Senior • Forward • 6-4 • Lincoln, Neb. • Lincoln HS • Miami (FL) • Miss State



Gony's Career and 2024-25 Game Highs (* at Previous Schools)

Career / Last	Category	2024-25 / Last
13 / January 17, 2021 at Syracuse*	Points	7 / November 16, 2024 at UTEP
10 / November 29, 2023 vs Miami (FL)*	Rebounds	6 / November 16, 2024 at UTEP
3 / November 29, 2022 vs ULM*	Assists	1 / November 14, 2024 at New Mexico State
3 / November 7, 2024 at Texas A&M	Steals	3 / November 7, 2024 at Texas A&M
3 / November 29, 2023 vs Miami (FL)*	Blocks	2 / November 9, 2024 vs UTRGV
4 / January 17, 2021 at Syracuse*	FG Made	2 / November 16, 2024 at UTEP
9 / November 29, 2023 vs Miami (FL)*	FG Attempted	4 / November 7, 2024 at Texas A&M
3 / February 14, 2021 at Florida State*	3PT Made	1 / November 14, 2024 at New Mexico State
8 / February 14, 2021 at Florida State*	3PT Attempted	1, 5x / January 4, 2025 at Tulsa
4, 2x / November 9, 2024 vs UTRGV	FT Made	4 / November 9, 2024 vs UTRGV
4, 2x / November 9, 2024 vs UTRGV	FT Attempted	4, 2x / November 16, 2024 at UTEP
38 / November 29, 2023 vs Miami (FL)*	Minutes	25 / November 16, 2024 at UTEP

#7 GONY, Nyayongah

2024-25 STATISTICS

Opponent	Date	GS	MIN	Total		3-Pointers		Free throws		Rebounds											
				FG-FGA	PCT	3FG-3FGA	PCT	FT-FTA	PCT	OFF	DEF	TOT	AVG	PF	A	TO	BLK	STL	PTS	AVG	
at Texas A&M	11/07/2024		16:54	0-4	.000	0-1	.000	0-0	.000	1	2	3	3.0	1	0	2	1	3	0	0.0	
UTRGV	11/09/2024		12:24	1-2	.500	0-0	.000	4-4	1.000	1	2	3	3.0	1	0	2	2	0	6	3.0	
at New Mexico St.	11/14/2024		11:19	1-2	.500	1-1	1.000	0-0	.000	1	2	3	3.0	2	1	2	1	0	3	3.0	
at UTEP	11/16/2024		25:43	2-3	.667	0-0	.000	3-4	.750	3	3	6	3.8	1	0	1	0	0	7	4.0	
A&M-Corpus Christi	11/20/2024		11:39	1-2	.500	0-1	.000	0-0	.000	3	0	3	3.6	3	0	2	0	0	2	3.6	
vs UNC Greensboro	11/28/2024		09:20	1-2	.500	0-0	.000	0-0	.000	0	0	0	3.0	2	0	0	0	1	2	3.3	
vs Towson	11/29/2024		05:38	0-1	.000	0-0	.000	0-0	.000	0	1	1	2.7	0	0	1	0	0	0	2.9	
at Stanford	12/16/2024		01:45	0-0	.000	0-0	.000	0-0	.000	0	0	0	2.4	0	0	1	0	0	0	2.5	
UT Arlington	12/19/2024		10:13	1-2	.500	0-0	.000	0-0	.000	2	2	4	2.6	3	0	1	0	0	2	2.4	
at Texas St.	12/21/2024		10:09	1-2	.500	0-1	.000	0-1	.000	0	0	0	2.3	1	0	0	1	0	2	2.4	
at Charlotte	12/29/2024		11:03	0-2	.000	0-1	.000	0-0	.000	0	2	2	2.3	1	0	2	0	0	0	2.2	
at Tulsa	01/04/2025		01:42	0-1	.000	0-1	.000	0-0	.000	0	0	0	2.1	0	0	0	0	0	0	2.0	
Totals		0	127:49	8-23	.348	1-6	.167	7-9	.778	11	14	25	2.1	15	1	14	5	4	24	2.0	

Player Averages

Games Played	Minutes/game	Points/game	FG Pct	3FG Pct	FT Pct	Rebounds/game	Assists/game	Turnovers/game	Assist/Turnover ratio	Steals/game	Blocks/game
12	10.7	2.0	34.8	16.7	77.8	2.1	0.1	1.2	0.1	0.3	0.4

PLAYER GAME-BY-GAME STATISTICS

8

NINA DE LEON NEGRON

Graduate Student • Guard • 5-6 • San Juan, Puerto Rico • Montverde Academy • Austin Peay • UIW



De Leon Negrón's Career and 2024-25 Game Highs (* at Previous Schools)

Career / Last	Category	2024-25 / Last
28 / March 2, 2024 vs New Orleans*	Points	19, 2x / January 15, 2025 vs Tulsa
13 / February 23, 2023 vs Northwestern State*	Rebounds	10, 2x / January 15, 2025 vs Tulsa
9, 2x / March 1, 2023 vs Northwestern State*	Assists	8, 6x / January 15, 2025 vs Tulsa
5, 6x / December 21, 2024 at Texas State	Steals	5 / December 21, 2024 at Texas State
2 / December 21, 2022 at SMU*	Blocks	1, 2x / January 15, 2025 vs Tulsa
10 / March 2, 2024 vs New Orleans*	FG Made	7, 2x / January 15, 2025 vs Tulsa
18 / March 12, 2024 vs A&M-Commerce *	FG Attempted	15 / January 8, 2024 vs Rice
4, 2x / November 14, 2024 at New Mexico State	3PT Made	4 / November 14, 2024 at New Mexico State
10 / November 20, 2022 vs Texas Lutheran*	3PT Attempted	6, 2x / January 15, 2025 vs Tulsa
8, 2x / February 29, 2024 vs Southeastern Louisiana*	FT Made	4 / January 8, 2024 vs Rice
12 / December 15, 2022 vs UTSA*	FT Attempted	4, 4x / January 8, 2024 vs Rice
44 / March 2, 2024 vs New Orleans*	Minutes	39 / January 8, 2024 vs Rice

#8 DE LEON NEGRON, Nina

2024-25 STATISTICS

Opponent	Date	GS	MIN	Total FG-FGA	PCT	3-Pointers 3FG-3FGA	PCT	Free throws FT-FTA	PCT	Rebounds OFF DEF TOT AVG	PF	A	TO	BLK	STL	PTS	AVG
at Texas A&M	11/07/2024	*	19:35	2-7	.286	0-2	.000	0-1	.000	0 1 1 1.0	1	1	2	0	0	4	4.0
at New Mexico St.	11/14/2024	*	25:39	5-9	.556	4-5	.800	0-0	.000	2 1 3 2.0	3	3	3	0	1	14	9.0
at UTEP	11/16/2024	*	37:13	5-10	.500	1-2	.500	2-2	1.000	1 0 1 1.7	1	8	3	0	0	13	10.3
A&M-Corpus Christi	11/20/2024	*	24:42	5-8	.625	3-6	.500	3-4	.750	0 3 3 2.0	2	3	1	0	2	16	11.8
vs UNC Greensboro	11/28/2024	*	31:55	1-9	.111	0-3	.000	3-4	.750	1 5 6 2.8	1	4	0	0	1	5	10.4
vs Towson	11/29/2024	*	28:51	6-7	.857	2-2	1.000	0-0	.000	1 4 5 3.2	0	8	0	0	4	14	11.0
Sam Houston	12/07/2024	*	27:22	1-5	.200	0-2	.000	0-0	.000	0 3 3 3.1	2	8	3	0	1	2	9.7
at Stanford	12/16/2024	*	35:23	5-13	.385	1-5	.200	1-4	.250	2 8 10 4.0	1	3	6	0	1	12	10.0
UT Arlington	12/19/2024	*	22:22	3-5	.600	1-2	.500	0-0	.000	1 5 6 4.2	1	8	1	0	1	7	9.7
at Texas St.	12/21/2024	*	30:18	3-8	.375	1-3	.333	2-2	1.000	0 6 6 4.4	3	8	6	0	5	9	9.6
at Charlotte	12/29/2024	*	35:27	4-11	.364	2-6	.333	0-0	.000	1 4 5 4.5	2	7	2	0	2	10	9.6
UAB	01/01/2025	*	32:03	3-4	.750	1-1	1.000	0-0	.000	2 6 8 4.8	3	6	1	0	1	7	9.4
at Tulsa	01/04/2025	*	28:33	1-8	.125	0-4	.000	1-2	.500	1 6 7 4.9	4	1	3	0	3	3	8.9
Rice	01/08/2025	*	39:25	7-15	.467	1-4	.250	4-4	1.000	5 3 8 5.1	1	5	3	0	4	19	9.6
Wichita St.	01/11/2025	*	28:59	4-4	1.000	3-3	1.000	0-0	.000	1 2 3 5.0	0	4	2	0	0	11	9.7
at Memphis	01/15/2025	*	38:14	3-11	.273	2-5	.400	2-3	.667	2 2 4 4.9	3	4	8	1	2	10	9.8
at UAB	01/18/2025	*	36:02	5-10	.500	2-4	.500	2-2	1.000	1 4 5 4.9	1	5	1	0	0	14	10.0
Tulsa	01/22/2025	*	29:57	7-14	.500	3-6	.500	2-2	1.000	2 8 10 5.2	4	8	2	1	1	19	10.5
Totals		17	552:01	70-158	.443	27-65	.415	22-30	.733	23 71 94 5.2	33	94	47	2	29	189	10.5

Player Averages

Games Played	Minutes/ game	Points/ game	FG Pct	3FG Pct	FT Pct	Rebounds/ game	Assists/ game	Turnovers/ game	Assist/Turnover ratio	Steals/ game	Blocks/ game
18	30.7	10.5	44.3	41.5	73.3	5.2	5.2	2.6	2.0	1.6	0.1

PLAYER GAME-BY-GAME STATISTICS

11

SIDNEY LOVE

Junior • Guard • 5-8 • Cibolo, Texas. • Steele HS



Love's Career and 2024-25 Game Highs

Career / Last	Category	2024-25 / Last
26 / November 18, 2023 at UT Arlington	Points	21, 2x / December 19, 2024 vs UT Arlington
10 / January 21, 2023 at FIU	Rebounds	8 / January 4, 2025 at Tulsa
11 / November 9, 2024 vs UTRGV	Assists	11 / November 9, 2024 vs UTRGV
5 / November 9, 2024 vs UTRGV	Steals	5 / November 9, 2024 vs UTRGV
1, 11x / December 29, 2024 at Charlotte	Blocks	1, 4x / January 15, 2025 vs Tulsa
9 / December 31, 2022 vs UAB	FG Made	8, 3x / January 1, 2024 vs UAB
19 / January 1, 2024 vs UAB	FG Attempted	19 / January 1, 2024 vs UAB
5 / December 31, 2022 vs UAB	3PT Made	3, 2x / December 19, 2024 vs UT Arlington
10 / January 1, 2024 vs UAB	3PT Attempted	10 / January 1, 2024 vs UAB
13 / November 18, 2023 at UT Arlington	FT Made	4 / November 7, 2024 at Texas A&M
15 / November 18, 2023 at UT Arlington	FT Attempted	8 / November 7, 2024 at Texas A&M
39 / January 1, 2024 vs UAB	Minutes	39 / January 1, 2024 vs UAB

#11 LOVE, Sidney

2024-25 STATISTICS

Opponent	Date	GS	MIN	Total		3-Pointers		Free throws		Rebounds				PF	A	TO	BLK	STL	PTS	AVG
				FG-FGA	PCT	3FG-3FGA	PCT	FT-FTA	PCT	OFF	DEF	TOT	AVG							
at Texas A&M	11/07/2024	*	35:03	3-10	.300	0-2	.000	4-8	.500	2	3	5	5.0	3	1	4	0	2	10	10.0
UTRGV	11/09/2024	*	36:60	8-13	.615	3-6	.500	2-2	1.000	2	3	5	5.0	1	11	2	0	5	21	15.5
at New Mexico St.	11/14/2024	*	32:25	3-11	.273	0-3	.000	2-2	1.000	0	4	4	4.7	0	7	3	0	1	8	13.0
at UTEP	11/16/2024	*	24:56	1-1	1.000	1-1	1.000	0-0	.000	0	2	2	4.0	3	3	2	0	0	3	10.5
A&M-Corpus Christi	11/20/2024	*	26:20	4-12	.333	0-5	.000	0-0	.000	2	1	3	3.8	2	2	2	0	2	8	10.0
vs UNC Greensboro	11/28/2024	*	34:44	3-12	.250	1-6	.167	0-0	.000	2	2	4	3.8	1	5	2	1	0	7	9.5
vs Towson	11/29/2024	*	24:28	1-5	.200	1-1	1.000	2-2	1.000	1	0	1	3.4	0	5	0	0	2	5	8.9
Sam Houston	12/07/2024	*	26:06	4-7	.571	0-2	.000	2-2	1.000	0	1	1	3.1	3	5	2	1	2	10	9.0
at Stanford	12/16/2024	*	37:44	6-14	.429	2-4	.500	0-1	.000	0	4	4	3.2	3	0	1	1	1	14	9.6
UT Arlington	12/19/2024	*	21:09	8-10	.800	3-3	1.000	2-2	1.000	0	4	4	3.3	2	1	1	0	3	21	10.7
at Texas St.	12/21/2024	*	32:46	6-13	.462	1-3	.333	2-2	1.000	0	2	2	3.2	1	3	5	0	0	15	11.1
at Charlotte	12/29/2024	*	33:07	5-10	.500	1-5	.200	0-0	.000	0	1	1	3.0	2	3	1	1	0	11	11.1
UAB	01/01/2025	*	39:24	8-19	.421	2-10	.200	1-2	.500	1	4	5	3.2	2	7	6	0	2	19	11.7
at Tulsa	01/04/2025	*	36:51	2-11	.182	1-6	.167	0-0	.000	1	7	8	3.5	4	3	1	0	0	5	11.2
Wichita St.	01/11/2025	*	29:47	3-8	.375	0-0	.000	0-0	.000	3	2	5	3.6	0	3	2	0	0	6	10.9
at Memphis	01/15/2025	*	38:40	2-8	.250	2-5	.400	3-6	.500	0	3	3	3.6	2	5	3	0	2	9	10.8
at UAB	01/18/2025	*	34:01	3-11	.273	2-5	.400	6-6	1.000	2	3	5	3.6	1	6	2	0	0	14	10.9
Tulsa	01/22/2025	*	32:27	2-8	.250	0-4	.000	0-0	.000	1	3	4	3.7	0	2	0	1	1	4	10.6
Totals			18 576:57	72-183	.393	20-71	.282	26-35	.743	17	49	66	3.7	30	72	39	5	23	190	10.6

Player Averages

Games Played	Minutes/game	Points/game	FG Pct	3FG Pct	FT Pct	Rebounds/game	Assists/game	Turnovers/game	Assist/Turnover ratio	Steals/game	Blocks/game
18	32.1	10.6	39.3	28.2	74.3	3.7	4.0	2.2	1.8	1.3	0.3

PLAYER GAME-BY-GAME STATISTICS

12

AYSIA PROCTOR

Sophomore • Guard • 5-8 • Schertz, Texas • Samuel Clemens HS



Proctor's Career and 2024-25 Game Highs

Career / Last	Category	2024-25 / Last
20 / December 17, 2023 at Oregon	Points	11 / January 15, 2024 at Memphis
13 / January 14, 2024 vs Charlotte	Rebounds	3, 2x / January 15, 2025 vs Tulsa
5 / January 26, 2024 at SMU	Assists	2 / December 19, 2024 vs UT Arlington
3 / January 16, 2024 vs South Florida	Steals	1, 2x / January 15, 2025 vs Tulsa
2 / January 6, 2024 vs Wichita State	Blocks	1 / January 15, 2025 vs Tulsa
9, 2x / December 17, 2023 at Oregon	FG Made	5 / January 15, 2024 at Memphis
21 / December 17, 2023 at Oregon	FG Attempted	10, 2x / January 15, 2025 vs Tulsa
5 / January 14, 2024 vs Charlotte	3PT Made	1, 2x / January 15, 2025 vs Tulsa
9 / February 18, 2024 at North Texas	3PT Attempted	6 / January 15, 2025 vs Tulsa
3, 2x / February 25, 2024 vs Florida Atlantic	FT Made	N/A
4, 2x / February 25, 2024 vs Florida Atlantic	FT Attempted	N/A
38 / January 14, 2024 vs Charlotte	Minutes	20 / January 8, 2024 vs Rice

#12 PROCTOR, Aysia

2024-25 STATISTICS

			Total		3-Pointers		Free throws		Rebounds											
Opponent	Date	GS	MIN	FG-FGA	PCT	3FG-3FGA	PCT	FT-FTA	PCT	OFF	DEF	TOT	AVG	PF	A	TO	BLK	STL	PTS	AVG
UT Arlington	12/19/2024		07:40	0-2	.000	0-0	.000	0-0	.000	0	1	1	1.0	0	2	1	0	0	0	0.0
at Texas St.	12/21/2024		05:40	1-2	.500	0-0	.000	0-0	.000	0	1	1	1.0	0	0	0	0	0	2	1.0
UAB	01/01/2025		01:57	1-1	1.000	0-0	.000	0-0	.000	1	0	1	1.0	0	0	0	0	0	2	1.3
at Tulsa	01/04/2025		02:21	0-2	.000	0-1	.000	0-0	.000	0	0	0	0.8	0	0	0	0	0	0	1.0
Rice	01/08/2025		14:39	1-6	.167	0-1	.000	0-0	.000	1	1	2	1.0	1	0	0	0	0	2	1.2
Wichita St.	01/11/2025		12:24	2-4	.500	0-1	.000	0-0	.000	0	2	2	1.2	0	1	1	0	0	4	1.7
at Memphis	01/15/2025		20:58	5-10	.500	1-4	.250	0-0	.000	2	1	3	1.4	1	0	2	0	1	11	3.0
at UAB	01/18/2025		15:14	2-4	.500	1-2	.500	0-0	.000	1	2	3	1.6	2	0	0	0	1	5	3.3
Tulsa	01/22/2025		16:53	3-10	.300	1-6	.167	0-0	.000	1	2	3	1.8	0	1	2	1	1	7	3.7
Totals		0	97:47	15-41	.366	3-15	.200	0-0	.000	6	10	16	1.8	4	4	6	1	3	33	3.7

Player Averages

Games Played	Minutes/ game	Points/ game	FG Pct	3FG Pct	FT Pct	Rebounds/ game	Assists/ game	Turnovers/ game	Assist/Turnover ratio	Steals/ game	Blocks/ game
9	10.9	3.7	36.6	20.0	0.0	1.8	0.4	0.7	0.7	0.3	0.1

PLAYER GAME-BY-GAME STATISTICS

13

TAYLOR ROSS

Freshman • Forward • 6-1 • San Antonio, Texas • Brennan HS



Ross' Career and 2024-25 Game Highs

Career / Last	Category	2024-25 / Last
7 / November 29, 2024 vs Towson	Points	7 / November 29, 2024 vs Towson
6 / December 7, 2024 vs Sam Houston	Rebounds	6 / December 7, 2024 vs Sam Houston
1 / January 11, 2025 vs Wichita State	Assists	1 / January 11, 2025 vs Wichita State
1, 3x / December 21, 2024 at Texas State	Steals	1, 3x / December 21, 2024 at Texas State
3 / December 7, 2024 vs Sam Houston	Blocks	3 / December 7, 2024 vs Sam Houston
3 / January 8, 2024 vs Rice	FG Made	3 / January 8, 2024 vs Rice
6 / January 8, 2024 vs Rice	FG Attempted	6 / January 8, 2024 vs Rice
1, 3x / December 19, 2024 vs UT Arlington	3PT Made	1, 3x / December 19, 2024 vs UT Arlington
2, 2x / January 8, 2024 vs Rice	3PT Attempted	2, 2x / January 8, 2024 vs Rice
3 / December 19, 2024 vs UT Arlington	FT Made	3 / December 19, 2024 vs UT Arlington
4 / December 19, 2024 vs UT Arlington	FT Attempted	4 / December 19, 2024 vs UT Arlington
13 / December 19, 2024 vs UT Arlington	Minutes	13 / December 19, 2024 vs UT Arlington

#13 ROSS, Taylor

2024-25 STATISTICS

Opponent	Date	GS	MIN	Total		3-Pointers		Free throws		Rebounds				PF	A	TO	BLK	STL	PTS	AVG
				FG-FGA	PCT	3FG-3FGA	PCT	FT-FTA	PCT	OFF	DEF	TOT	AVG							
at Texas A&M	11/07/2024		02:26	0-0	.000	0-0	.000	0-0	.000	0	0	0	0.0	1	0	1	0	0	0	0.0
A&M-Corpus Christi	11/20/2024		05:52	0-2	.000	0-0	.000	0-0	.000	2	2	4	2.0	1	0	1	0	0	0	0.0
vs UNC Greensboro	11/28/2024		05:37	1-1	1.000	0-0	.000	0-0	.000	1	1	2	2.0	2	0	1	0	0	2	0.7
vs Towson	11/29/2024		10:54	2-3	.667	1-2	.500	2-3	.667	2	1	3	2.3	1	0	1	0	1	7	2.3
Sam Houston	12/07/2024		06:59	2-2	1.000	0-0	.000	1-1	1.000	2	4	6	3.0	0	0	0	3	0	5	2.8
at Stanford	12/16/2024		04:41	1-1	1.000	1-1	1.000	0-0	.000	0	3	3	3.0	0	0	0	0	0	3	2.8
UT Arlington	12/19/2024		13:48	1-4	.250	1-1	1.000	3-4	.750	2	2	4	3.1	2	0	0	1	1	6	3.3
at Texas St.	12/21/2024		06:08	0-2	.000	0-0	.000	0-0	.000	0	1	1	2.9	4	0	3	1	1	0	2.9
at Charlotte	12/29/2024		03:04	0-0	.000	0-0	.000	0-0	.000	0	1	1	2.7	1	0	0	2	0	0	2.6
Rice	01/08/2025		06:21	3-6	.500	0-2	.000	0-0	.000	3	1	4	2.8	1	0	0	0	0	6	2.9
Wichita St.	01/11/2025		12:08	1-2	.500	0-0	.000	0-0	.000	1	1	2	2.7	0	1	0	0	0	2	2.8
at UAB	01/18/2025		02:24	1-1	1.000	1-1	1.000	0-0	.000	0	0	0	2.5	1	0	0	0	0	3	2.8
Tulsa	01/22/2025		00:36	0-0	.000	0-0	.000	0-0	.000	0	0	0	2.3	0	0	1	0	0	0	2.6
Totals		0	80:58	12-24	.500	4-7	.571	6-8	.750	13	17	30	2.3	14	1	8	7	3	34	2.6

Player Averages

Games Played	Minutes/game	Points/game	FG Pct	3FG Pct	FT Pct	Rebounds/game	Assists/game	Turnovers/game	Assist/Turnover ratio	Steals/game	Blocks/game
13	6.2	2.6	50.0	57.1	75.0	2.3	0.1	0.6	0.1	0.2	0.5

PLAYER GAME-BY-GAME STATISTICS

20

MAYA LINTON

Junior • Forward • 6-0 • Duncanville, Texas • Duncanville HS

Career / Last

Linton's Career and 2024-25 Game Highs

Category

2024-25 / Last

15 / November 18, 2023 at UT Arlington	Points	12 / November 16, 2024 at UTEP
10 / November 18, 2023 at UT Arlington	Rebounds	9 / December 29, 2024 at Charlotte
3, 2x / January 4, 2025 at Tulsa	Assists	3, 2x / January 4, 2025 at Tulsa
3, 4x / December 29, 2024 at Charlotte	Steals	3, 2x / December 29, 2024 at Charlotte
2 / March 10, 2023 vs Western Kentucky	Blocks	1, 6x / January 11, 2025 vs Wichita State
6 / November 18, 2023 at UT Arlington	FG Made	5 / November 16, 2024 at UTEP
11 / November 18, 2023 at UT Arlington	FG Attempted	9 / November 14, 2024 at New Mexico State
2, 4x / December 29, 2024 at Charlotte	3PT Made	2, 3x / December 29, 2024 at Charlotte
5 / December 29, 2024 at Charlotte	3PT Attempted	5 / December 29, 2024 at Charlotte
5 / November 28, 2024 vs UNC Greensboro	FT Made	5 / November 28, 2024 vs UNC Greensboro
8 / November 24, 2023 at Sam Houston	FT Attempted	6 / November 28, 2024 vs UNC Greensboro
35 / January 8, 2024 vs Rice	Minutes	35 / January 8, 2024 vs Rice

#20 LINTON, Maya

2024-25 STATISTICS

Opponent	Date	GS	MIN	Total		3-Pointers		Free throws		Rebounds				PF	A	TO	BLK	STL	PTS	AVG
				FG-FGA	PCT	3FG-3FGA	PCT	FT-FTA	PCT	OFF	DEF	TOT	AVG							
at Texas A&M	11/07/2024	*	13:48	1-3	.333	1-3	.333	0-0	.000	0	1	1	1.0	5	0	0	0	2	3	3.0
UTRGV	11/09/2024		12:18	0-0	.000	0-0	.000	0-0	.000	0	0	0	0.5	1	0	2	0	1	0	1.5
at New Mexico St.	11/14/2024		16:44	3-9	.333	1-4	.250	0-1	.000	2	1	3	1.3	4	0	2	0	0	7	3.3
at UTEP	11/16/2024	*	26:46	5-8	.625	2-3	.667	0-0	.000	1	0	1	1.3	4	2	1	1	1	12	5.5
A&M-Corpus Christi	11/20/2024	*	23:27	1-4	.250	0-3	.000	1-2	.500	4	4	8	2.6	3	2	2	1	3	3	5.0
vs UNC Greensboro	11/28/2024	*	28:35	2-5	.400	2-4	.500	5-6	.833	1	2	3	2.7	1	3	6	1	2	11	6.0
vs Towson	11/29/2024	*	16:42	1-4	.250	0-3	.000	0-0	.000	0	1	1	2.4	1	2	4	0	1	2	5.4
Sam Houston	12/07/2024	*	18:03	3-7	.429	1-2	.500	1-2	.500	2	2	4	2.6	4	1	2	0	1	8	5.8
at Stanford	12/16/2024	*	21:11	0-3	.000	0-0	.000	0-0	.000	0	3	3	2.7	5	1	1	0	2	0	5.1
UT Arlington	12/19/2024	*	12:38	0-2	.000	0-1	.000	0-0	.000	0	0	0	2.4	3	0	2	0	0	0	4.6
at Texas St.	12/21/2024	*	19:00	0-2	.000	0-1	.000	1-2	.500	1	4	5	2.6	3	0	4	0	2	1	4.3
at Charlotte	12/29/2024	*	31:08	4-7	.571	2-5	.400	1-4	.250	4	5	9	3.2	3	1	4	0	3	11	4.8
UAB	01/01/2025	*	16:25	0-3	.000	0-1	.000	0-0	.000	0	0	0	2.9	2	0	2	1	0	0	4.5
at Tulsa	01/04/2025	*	34:08	1-2	.500	1-2	.500	1-2	.500	1	5	6	3.1	3	3	4	0	0	4	4.4
Rice	01/08/2025	*	35:12	1-3	.333	0-2	.000	1-1	1.000	1	0	1	3.0	2	1	0	1	1	3	4.3
Wichita St.	01/11/2025	*	15:43	1-3	.333	0-2	.000	0-0	.000	0	2	2	2.9	2	1	3	1	1	2	4.2
at UAB	01/18/2025	*	18:59	0-4	.000	0-2	.000	0-0	.000	0	2	2	2.9	2	1	0	0	0	0	3.9
Tulsa	01/22/2025	*	30:20	1-5	.200	0-2	.000	0-0	.000	1	2	3	2.9	1	3	2	0	1	2	3.8
Totals		15	391:08	24-74	.324	10-40	.250	11-20	.550	18	34	52	2.9	49	21	41	6	21	69	3.8

Player Averages


Games Played	Minutes/game	Points/game	FG Pct	3FG Pct	FT Pct	Rebounds/game	Assists/game	Turnovers/game	Assist/Turnover ratio	Steals/game	Blocks/game
18	21.7	3.8	32.4	25.0	55.0	2.9	1.2	2.3	0.5	1.2	0.3

PLAYER GAME-BY-GAME STATISTICS

21

CHEYENNE ROWE

Junior • Forward • 6-2 • Ajax, Ontario, Canada • Bill Crothers Secondary School • James Madison



Rowe's Career and 2024-25 Game Highs (* at James Madison)

Career / Last	Category	2024-25 / Last
11 / December 4, 2022 vs UMES*	Points	10, 3x / January 11, 2025 vs Wichita State
9 / November 6, 2023 at Arizona State	Rebounds	7, 2x / January 15, 2024 at Memphis
2 / December 7, 2024 vs Sam Houston	Assists	2 / December 7, 2024 vs Sam Houston
1, 11x / January 15, 2025 vs Tulsa	Steals	1, 4x / January 15, 2025 vs Tulsa
3 / January 15, 2024 at Memphis	Blocks	3 / January 15, 2024 at Memphis
5, 2x / November 29, 2024 vs Towson	FG Made	5 / November 29, 2024 vs Towson
9 / November 29, 2024 vs Towson	FG Attempted	9 / November 29, 2024 vs Towson
1, 2x / January 1, 2024 vs UAB	3PT Made	1 / January 1, 2024 vs UAB
2, 2x / January 4, 2025 at Tulsa	3PT Attempted	2, 2x / January 4, 2025 at Tulsa
4, 2x / January 11, 2025 vs Wichita State	FT Made	4 / January 11, 2025 vs Wichita State
5 / January 11, 2025 vs Wichita State	FT Attempted	5 / January 11, 2025 vs Wichita State
24 / January 15, 2025 vs Tulsa	Minutes	24 / January 15, 2025 vs Tulsa

#21 ROWE, Cheyenne

2024-25 STATISTICS

Opponent	Date	GS	MIN	Total		3-Pointers		Free throws		Rebounds				PF	A	TO	BLK	STL	PTS	AVG
				FG-FGA	PCT	3FG-3FGA	PCT	FT-FTA	PCT	OFF	DEF	TOT	AVG							
at Texas A&M	11/07/2024		07:17	0-4	.000	0-1	.000	1-2	.500	0	1	1	1.0	2	0	2	0	0	1	1.0
UTRGV	11/09/2024		09:26	0-2	.000	0-0	.000	0-0	.000	0	1	1	1.0	1	0	0	1	0	0	0.5
at New Mexico St.	11/14/2024		14:44	1-1	1.000	0-0	.000	0-0	.000	1	1	2	1.3	0	0	0	0	0	2	1.0
at UTEP	11/16/2024		09:25	0-1	.000	0-0	.000	2-2	1.000	0	2	2	1.5	2	0	0	0	0	2	1.3
A&M-Corpus Christi	11/20/2024		08:56	1-4	.250	0-1	.000	1-2	.500	3	3	6	2.4	2	0	1	0	0	3	1.6
vs UNC Greensboro	11/28/2024		10:24	3-5	.600	0-0	.000	2-2	1.000	3	2	5	2.8	3	0	0	0	0	8	2.7
vs Towson	11/29/2024		16:33	5-9	.556	0-2	.000	0-0	.000	1	2	3	2.9	1	1	1	0	0	10	3.7
Sam Houston	12/07/2024		15:50	4-4	1.000	0-0	.000	0-0	.000	5	1	6	3.3	2	2	0	1	1	8	4.3
at Stanford	12/16/2024		18:35	2-3	.667	0-0	.000	3-4	.750	2	2	4	3.3	1	1	1	0	0	7	4.6
UT Arlington	12/19/2024		15:27	2-3	.667	0-0	.000	0-0	.000	1	4	5	3.5	0	0	3	1	1	4	4.5
at Texas St.	12/21/2024		15:01	4-5	.800	0-0	.000	2-2	1.000	3	1	4	3.5	4	0	1	0	0	10	5.0
at Charlotte	12/29/2024		08:14	0-1	.000	0-0	.000	0-0	.000	0	1	1	3.3	4	0	3	0	0	0	4.6
UAB	01/01/2025		17:13	3-6	.500	1-1	1.000	1-2	.500	2	2	4	3.4	0	0	0	0	0	8	4.8
at Tulsa	01/04/2025		12:51	4-6	.667	0-2	.000	0-0	.000	0	1	1	3.2	1	0	1	0	0	8	5.1
Rice	01/08/2025		21:26	1-6	.167	0-0	.000	2-2	1.000	0	1	1	3.1	1	1	1	0	1	4	5.0
Wichita St.	01/11/2025		16:15	3-6	.500	0-0	.000	4-5	.800	4	3	7	3.3	0	0	2	1	0	10	5.3
at Memphis	01/15/2025		15:27	0-2	.000	0-0	.000	0-0	.000	3	4	7	3.5	1	0	1	3	0	0	5.0
at UAB	01/18/2025		13:30	3-3	1.000	0-0	.000	0-1	.000	1	0	1	3.4	1	0	2	0	1	6	5.1
Tulsa	01/22/2025		24:44	4-4	1.000	0-0	.000	1-2	.500	0	4	4	3.4	1	0	1	0	1	9	5.3
Totals		0	271:19	40-75	.533	1-7	.143	19-26	.731	29	36	65	3.4	27	5	20	7	5	100	5.3

Player Averages

Games Played	Minutes/ game	Points/ game	FG Pct	3FG Pct	FT Pct	Rebounds/ game	Assists/ game	Turnovers/ game	Assist/Turnover ratio	Steals/ game	Blocks/ game
19	14.3	5.3	53.3	14.3	73.1	3.4	0.3	1.1	0.3	0.3	0.4

PLAYER GAME-BY-GAME STATISTICS

25

IDARA UDO

Sophomore • Forward • 6-1 • Plano, Texas • Plano East HS



Udo's Career and 2024-25 Game Highs

Career / Last	Category	2024-25 / Last
26 / January 14, 2024 vs Charlotte	Points	16 / January 15, 2025 vs Tulsa
13 / February 25, 2024 vs Florida Atlantic	Rebounds	10, 4x / January 15, 2024 at Memphis
4 / January 10, 2024 at Florida Atlantic	Assists	3 / December 7, 2024 vs Sam Houston
3 / January 15, 2024 at Memphis	Steals	3 / January 15, 2024 at Memphis
5 / January 8, 2024 vs Rice	Blocks	5 / January 8, 2024 vs Rice
9 / January 14, 2024 vs Charlotte	FG Made	7 / January 15, 2025 vs Tulsa
15 / January 15, 2025 vs Tulsa	FG Attempted	15 / January 15, 2025 vs Tulsa
1, 2x / December 19, 2024 vs UT Arlington	3PT Made	1, 2x / December 19, 2024 vs UT Arlington
1, 6x / January 8, 2024 vs Rice	3PT Attempted	1, 6x / January 8, 2024 vs Rice
8 / January 14, 2024 vs Charlotte	FT Made	6 / January 15, 2024 at Memphis
10 / January 14, 2024 vs Charlotte	FT Attempted	9 / January 15, 2024 at Memphis
36 / January 14, 2024 vs Charlotte	Minutes	30 / January 4, 2025 at Tulsa

#25 UDO, Idara

2024-25 STATISTICS

Opponent	Date	GS	MIN	Total		3-Pointers		Free throws		Rebounds				PF	A	TO	BLK	STL	PTS	AVG
				FG-FGA	PCT	3FG-3FGA	PCT	FT-FTA	PCT	OFF	DEF	TOT	AVG							
at Texas A&M	11/07/2024	*	20:53	1-4	.250	0-0	.000	0-0	.000	3	4	7	7.0	4	1	1	1	0	2	2.0
UTRGV	11/09/2024	*	24:52	2-6	.333	0-1	.000	0-2	.000	1	1	2	4.5	5	1	4	1	0	4	3.0
at New Mexico St.	11/14/2024	*	21:19	4-5	.800	1-1	1.000	2-2	1.000	3	1	4	4.3	2	0	2	0	1	11	5.7
at UTEP	11/16/2024	*	17:46	3-7	.429	0-1	.000	0-0	.000	2	1	3	4.0	4	0	6	1	1	6	5.8
A&M-Corpus Christi	11/20/2024	*	20:06	3-10	.300	0-0	.000	1-2	.500	9	1	10	5.2	3	1	3	0	1	7	6.0
vs UNC Greensboro	11/28/2024	*	24:10	3-10	.300	0-1	.000	4-4	1.000	3	4	7	5.5	2	0	2	1	0	10	6.7
vs Towson	11/29/2024	*	20:52	3-9	.333	0-0	.000	0-0	.000	3	3	6	5.6	1	1	0	0	1	6	6.6
Sam Houston	12/07/2024	*	27:14	6-8	.750	0-0	.000	3-4	.750	5	3	8	5.9	3	3	3	1	0	15	7.6
at Stanford	12/16/2024	*	22:22	1-7	.143	0-0	.000	1-2	.500	3	3	6	5.9	4	1	3	2	0	3	7.1
UT Arlington	12/19/2024	*	13:39	3-5	.600	1-1	1.000	3-4	.750	0	2	2	5.5	2	0	1	0	0	10	7.4
at Texas St.	12/21/2024	*	20:17	3-5	.600	0-0	.000	1-1	1.000	3	3	6	5.5	3	2	1	0	1	7	7.4
at Charlotte	12/29/2024	*	22:35	4-9	.444	0-0	.000	1-6	.167	5	3	8	5.8	4	0	3	1	1	9	7.5
UAB	01/01/2025	*	26:39	1-3	.333	0-0	.000	2-2	1.000	3	3	6	5.8	2	1	4	0	1	4	7.2
at Tulsa	01/04/2025	*	30:16	3-8	.375	0-0	.000	2-2	1.000	6	4	10	6.1	2	1	1	0	0	8	7.3
Rice	01/08/2025	*	19:35	2-3	.667	0-1	.000	1-2	.500	1	2	3	5.9	4	1	2	5	1	5	7.1
Wichita St.	01/11/2025	*	20:15	3-6	.500	0-0	.000	5-6	.833	4	6	10	6.1	3	1	4	0	0	11	7.4
at Memphis	01/15/2025	*	28:33	3-8	.375	0-0	.000	6-9	.667	4	6	10	6.4	4	2	2	0	3	12	7.6
at UAB	01/18/2025	*	25:14	3-6	.500	0-0	.000	0-0	.000	1	1	2	6.1	4	1	7	0	2	6	7.6
Tulsa	01/22/2025	*	29:10	7-15	.467	0-0	.000	2-3	.667	3	5	8	6.2	2	1	1	2	2	16	8.0
Totals			19 435:46	58-134	.433	2-6	.333	34-51	.667	62	56	118	6.2	58	18	50	15	15	152	8.0

Player Averages

Games Played	Minutes/game	Points/game	FG Pct	3FG Pct	FT Pct	Rebounds/game	Assists/game	Turnovers/game	Assist/Turnover ratio	Steals/game	Blocks/game
19	22.9	8.0	43.3	33.3	66.7	6.2	0.9	2.6	0.4	0.8	0.8

PLAYER GAME-BY-GAME STATISTICS

32

JORDYN JENKINS

Redshirt Senior • Forward • 6-0 • Renton, Washington • Kentridge HS • Southern California



Jenkins' Career and 20234-25 Game Highs (* at USC)

Career / Last	Category	2023-24 / Last
40 / February 20, 2023 at North Texas	Points	30, 2x / January 4, 2025 at Tulsa
16 / January 4, 2023 vs Middle Tennessee	Rebounds	14 / January 8, 2024 vs Rice
5 / January 16, 2022 vs Washington*	Assists	3 / January 15, 2025 vs Tulsa
5 / November 20, 2024 vs Texas A&M-Corpus Christi	Steals	5 / November 20, 2024 vs Texas A&M-Corpus Christi
4, 2x / November 20, 2024 vs Texas A&M-Corpus Christi	Blocks	4 / November 20, 2024 vs Texas A&M-Corpus Christi
15 / January 11, 2023 vs UTEP	FG Made	10, 2x / January 11, 2025 vs Wichita State
22 / January 11, 2023 vs UTEP	FG Attempted	19 / January 11, 2025 vs Wichita State
3, 4x / February 20, 2023 at North Texas	3PT Made	2, 2x / January 1, 2024 vs UAB
6 / March 8, 2023 vs Florida Atlantic	3PT Attempted	5 / January 1, 2024 vs UAB
13 / February 20, 2023 at North Texas	FT Made	11 / January 4, 2025 at Tulsa
16 / February 20, 2023 at North Texas	FT Attempted	12, 3x / January 4, 2025 at Tulsa
39 / February 20, 2023 at North Texas	Minutes	36 / January 15, 2024 at Memphis

#32 JENKINS, Jordyn

2024-25 STATISTICS

Opponent	Date	GS	MIN	Total		3-Pointers		Free throws		Rebounds				PF	A	TO	BLK	STL	PTS	AVG
				FG-FGA	PCT	3FG-3FGA	PCT	FT-FTA	PCT	OFF	DEF	TOT	AVG							
at Texas A&M	11/07/2024	*	35:29	7-15	.467	0-2	.000	4-6	.667	6	5	11	11.0	2	1	1	1	0	18	18.0
UTRGV	11/09/2024	*	33:14	5-12	.417	0-1	.000	9-12	.750	2	2	4	7.5	0	0	2	2	2	19	18.5
at New Mexico St.	11/14/2024	*	31:45	9-14	.643	1-2	.500	8-8	1.000	3	8	11	8.7	4	0	2	0	1	27	21.3
at UTEP	11/16/2024	*	25:03	10-13	.769	0-2	.000	10-12	.833	2	10	12	9.5	2	2	2	1	0	30	23.5
A&M-Corpus Christi	11/20/2024	*	31:02	6-15	.400	0-2	.000	4-5	.800	2	5	7	9.0	4	2	5	4	5	16	22.0
vs UNC Greensboro	11/28/2024	*	27:49	5-11	.455	1-1	1.000	3-4	.750	2	7	9	9.0	2	0	2	2	1	14	20.7
vs Towson	11/29/2024	*	19:02	7-12	.583	2-2	1.000	2-2	1.000	0	2	2	8.0	1	0	0	1	2	18	20.3
Sam Houston	12/07/2024	*	28:20	9-18	.500	1-4	.250	3-3	1.000	3	7	10	8.3	0	1	2	0	3	22	20.5
at Stanford	12/16/2024	*	32:22	5-18	.278	0-2	.000	4-4	1.000	2	3	5	7.9	1	0	2	0	0	14	19.8
UT Arlington	12/19/2024	*	18:30	6-8	.750	1-2	.500	1-2	.500	1	4	5	7.6	0	0	2	2	1	14	19.2
at Texas St.	12/21/2024	*	28:25	7-10	.700	1-1	1.000	2-2	1.000	0	2	2	7.1	4	0	4	0	3	17	19.0
at Charlotte	12/29/2024	*	34:40	7-14	.500	1-4	.250	3-3	1.000	2	3	5	6.9	4	2	4	2	1	18	18.9
UAB	01/01/2025	*	35:34	7-15	.467	2-5	.400	0-0	.000	2	5	7	6.9	0	1	1	2	0	16	18.7
at Tulsa	01/04/2025	*	35:10	9-15	.600	1-2	.500	11-12	.917	2	5	7	6.9	2	1	5	2	0	30	19.5
Rice	01/08/2025	*	35:05	7-18	.389	1-2	.500	6-8	.750	3	11	14	7.4	4	2	3	1	2	21	19.6
Wichita St.	01/11/2025	*	30:51	10-19	.526	1-1	1.000	0-0	.000	0	3	3	7.1	1	1	3	3	1	21	19.7
at Memphis	01/15/2025	*	36:00	6-17	.353	0-1	.000	5-6	.833	5	5	10	7.3	3	0	2	1	1	17	19.5
at UAB	01/18/2025	*	35:10	6-13	.462	2-5	.400	7-8	.875	1	8	9	7.4	2	1	0	1	2	21	19.6
Tulsa	01/22/2025	*	24:57	3-13	.231	1-3	.333	0-0	.000	3	2	5	7.3	0	3	2	0	1	7	18.9
Totals		19	578:29	131-270	.485	16-44	.364	82-97	.845	41	97	138	7.3	36	17	44	25	26	360	18.9

Player Averages

Games Played	Minutes/ game	Points/ game	FG Pct	3FG Pct	FT Pct	Rebounds/ game	Assists/ game	Turnovers/ game	Assist/Turnover ratio	Steals/ game	Blocks/ game
19	30.4	18.9	48.5	36.4	84.5	7.3	0.9	2.3	0.4	1.4	1.3

PLAYER GAME-BY-GAME STATISTICS

33

EMILIA DANNEBAUER

Freshman • Forward / Center • 6-4 • Berlin, Germany • Sportgymnasium Chemnit



Dannebauer's Career and 2024-25 Game Highs

Career / Last	Category	2024-25 / Last
2 / December 7, 2024 vs Sam Houston	Points	2 / December 7, 2024 vs Sam Houston
2 / November 20, 2024 vs Texas A&M-Corpus Christi	Rebounds	2 / November 20, 2024 vs Texas A&M-Corpus Christi
N/A	Assists	N/A
N/A	Steals	N/A
1 / December 7, 2024 vs Sam Houston	Blocks	1 / December 7, 2024 vs Sam Houston
1 / December 7, 2024 vs Sam Houston	FG Made	1 / December 7, 2024 vs Sam Houston
2 / November 29, 2024 vs Towson	FG Attempted	2 / November 29, 2024 vs Towson
N/A	3PT Made	N/A
N/A	3PT Attempted	N/A
4 / November 29, 2024 vs Towson	FT Made	N/A
N/A	FT Attempted	4 / November 29, 2024 vs Towson
5 / November 29, 2024 vs Towson	Minutes	5 / November 29, 2024 vs Towson

#33 DANNEBAUER, Emilia

2024-25 STATISTICS

Opponent	Date	GS	MIN	Total		3-Pointers		Free throws		Rebounds				PF	A	TO	BLK	STL	PTS	AVG
				FG-FGA	PCT	3FG-3FGA	PCT	FT-FTA	PCT	OFF	DEF	TOT	AVG							
A&M-Corpus Christi	11/20/2024		02:25	0-0	.000	0-0	.000	0-0	.000	1	1	2	2.0	0	0	1	0	0	0	0.0
vs Towson	11/29/2024		05:57	0-2	.000	0-0	.000	0-4	.000	0	0	0	1.0	0	0	0	0	0	0	0.0
Sam Houston	12/07/2024		01:37	1-1	1.000	0-0	.000	0-0	.000	0	0	0	0.7	0	0	0	1	0	2	0.7
UT Arlington	12/19/2024		04:52	0-0	.000	0-0	.000	0-0	.000	0	1	1	0.8	0	0	1	0	0	0	0.5
Totals		0	14:51	1-3	.333	0-0	.000	0-4	.000	1	2	3	0.8	0	0	2	1	0	2	0.5

Player Averages

Games Played	Minutes/game	Points/game	FG Pct	3FG Pct	FT Pct	Rebounds/game	Assists/game	Turnovers/game	Assist/Turnover ratio	Steals/game	Blocks/game
4	3.7	0.5	33.3	0.0	0.0	0.8	0.0	0.5	0.0	0.0	0.3

2024-25 ROADRUNNER WOMEN'S BASKETBALL STATS



PLAYER SEASON / CAREER STATISTICS



Summary

Player	Season Statistics										Career Statistics									
	GP-GS	MIN/G	FG%	3FG%	FT%	R/G	A/G	STL	BLK	PTS/G	GP-GS	MIN/G	FG%	3FG%	FT%	R/G	A/G	STL	BLK	PTS/G
ALLEN, Damara	18-5	14.4	.421	.344	.444	2.4	1.2	10	7	3.5	18-5	14.4	.421	.344	.444	2.4	1.2	10	7	3.5
DANNEBAUER, Emilia	4-0	3.7	.333	.000	.000	0.8	0.0	0	1	0.5	4-0	3.7	.333	.000	.000	0.8	0.0	0	1	0.5
DE LEON NEGRON, Nina	18-17	30.7	.443	.415	.733	5.2	5.2	29	2	10.5	131-109	28.9	.411	.340	.704	4.5	3.4	185	16	8.5
GONY, Nyayongah	12-0	10.7	.348	.167	.778	2.1	0.1	4	5	2.0	61-2	9.7	.366	.301	.700	1.5	0.3	17	14	2.3
GUTTADAURO, Siena	5-0	15.2	.350	.267	.500	1.0	1.4	1	0	3.8	58-3	11.6	.300	.301	.611	1.2	0.8	12	2	2.8
HAMMONDS, Mia	9-0	8.2	.125	.125	.750	1.8	0.2	3	2	0.9	9-0	8.2	.125	.125	.750	1.8	0.2	3	2	0.9
JENKINS, Jordyn	19-19	30.4	.485	.364	.845	7.3	0.9	26	25	18.9	104-87	26.2	.495	.351	.793	6.7	1.1	118	105	16.4
LINTON, Maya	18-15	21.7	.324	.250	.550	2.9	1.2	21	6	3.8	75-26	16.8	.367	.250	.577	3.4	0.6	62	16	2.8
LOVE, Sidney	18-18	32.1	.393	.282	.743	3.7	4.0	23	5	10.6	80-74	30.4	.390	.279	.801	3.7	3.1	103	14	10.0
LUCIO, Emma	16-0	7.2	.290	.267	.500	0.9	0.4	1	0	1.6	29-0	7.4	.246	.194	.429	0.9	0.4	2	0	1.4
PARKER, Alexis	16-2	9.3	.250	.100	.571	1.5	0.4	5	1	1.3	60-6	10.5	.303	.170	.452	1.3	0.6	21	6	1.7
PROCTOR, Aysia	9-0	10.9	.366	.200	.000	1.8	0.4	3	1	3.7	41-20	22.5	.437	.361	.609	4.4	1.2	21	8	8.4
ROSS, Taylor	13-0	6.2	.500	.571	.750	2.3	0.1	3	7	2.6	13-0	6.2	.500	.571	.750	2.3	0.1	3	7	2.6
ROWE, Cheyenne	19-0	14.3	.533	.143	.731	3.4	0.3	5	7	5.3	65-0	10.5	.533	.182	.667	2.7	0.2	12	13	3.2
UDO, Idara	19-19	22.9	.433	.333	.667	6.2	0.9	15	15	8.0	52-41	21.8	.449	.333	.600	6.0	0.8	30	40	7.6

Scoring

Player	Season Statistics								Career Statistics							
	FG-FGA	FG%	3FG-3FGA	3FG%	FT-FTA	FT%	PTS	PTS/G	FG-FGA	FG%	3FG-3FGA	3FG%	FT-FTA	FT%	PTS	PTS/G
ALLEN, Damara	24-57	.421	11-32	.344	4-9	.444	63	3.5	24-57	.421	11-32	.344	4-9	.444	63	3.5
DANNEBAUER, Emilia	1-3	.333	0-0	.000	0-4	.000	2	0.5	1-3	.333	0-0	.000	0-4	.000	2	0.5
DE LEON NEGRON, Nina	70-158	.443	27-65	.415	22-30	.733	189	10.5	393-956	.411	128-376	.340	200-284	.704	1114	8.5
GONY, Nyayongah	8-23	.348	1-6	.167	7-9	.778	24	2.0	48-131	.366	22-73	.301	21-30	.700	139	2.3
GUTTADAURO, Siena	7-20	.350	4-15	.267	1-2	.500	19	3.8	54-180	.300	44-146	.301	11-18	.611	163	2.8
HAMMONDS, Mia	2-16	.125	1-8	.125	3-4	.750	8	0.9	2-16	.125	1-8	.125	3-4	.750	8	0.9
JENKINS, Jordyn	131-270	.485	16-44	.364	82-97	.845	360	18.9	612-1236	.495	61-174	.351	417-526	.793	1702	16.4
LINTON, Maya	24-74	.324	10-40	.250	11-20	.550	69	3.8	76-207	.367	13-52	.250	45-78	.577	210	2.8
LOVE, Sidney	72-183	.393	20-71	.282	26-35	.743	190	10.6	294-753	.390	70-251	.279	141-176	.801	799	10.0
LUCIO, Emma	9-31	.290	4-15	.267	3-6	.500	25	1.6	14-57	.246	6-31	.194	6-14	.429	40	1.4
PARKER, Alexis	8-32	.250	1-10	.100	4-7	.571	21	1.3	36-119	.303	8-47	.170	19-42	.452	99	1.7
PROCTOR, Aysia	15-41	.366	3-15	.200	0-0	.000	33	3.7	143-327	.437	43-119	.361	14-23	.609	343	8.4
ROSS, Taylor	12-24	.500	4-7	.571	6-8	.750	34	2.6	12-24	.500	4-7	.571	6-8	.750	34	2.6
ROWE, Cheyenne	40-75	.533	1-7	.143	19-26	.731	100	5.3	81-152	.533	2-11	.182	42-63	.667	206	3.2
UDO, Idara	58-134	.433	2-6	.333	34-51	.667	152	8.0	155-345	.449	2-6	.333	84-140	.600	396	7.6

Totals

Player	Season Statistics									Career Statistics								
	O-REB	D-REB	TOTAL	PF	FO	A	TO	A/TO		O-REB	D-REB	TOTAL	PF	FO	A	TO	A/TO	
ALLEN, Damara	16	27	43	27	0	22	16	1.4		16	27	43	27	0	22	16	1.4	
DANNEBAUER, Emilia	1	2	3	0	0	0	2	0.0		1	2	3	0	0	0	2	0.0	
DE LEON NEGRON, Nina	23	71	94	33	0	94	47	2.0		147	442	589	217	1	446	268	1.7	
GONY, Nyayongah	11	14	25	15	0	1	14	0.1		33	58	91	50	0	18	54	0.3	
GUTTADAURO, Siena	3	2	5	3	0	7	4	1.8		21	48	69	24	0	44	42	1.0	
HAMMONDS, Mia	3	13	16	7	0	2	5	0.4		3	13	16	7	0	2	5	0.4	
JENKINS, Jordyn	41	97	138	36	0	17	44	0.4		216	479	695	251	10	114	242	0.5	
LINTON, Maya	18	34	52	49	2	21	41	0.5		108	150	258	198	6	42	99	0.4	
LOVE, Sidney	17	49	66	30	0	72	39	1.8		68	226	294	192	1	245	215	1.1	
LUCIO, Emma	4	10	14	13	0	6	13	0.5		6	19	25	24	0	13	27	0.5	
PARKER, Alexis	8	16	24	13	0	7	10	0.7		25	50	75	53	0	34	40	0.9	
PROCTOR, Aysia	6	10	16	4	0	4	6	0.7		52	127	179	64	1	49	76	0.6	
ROSS, Taylor	13	17	30	14	0	1	8	0.1		13	17	30	14	0	1	8	0.1	
ROWE, Cheyenne	29	36	65	27	0	5	20	0.3		92	85	177	79	1	13	37	0.4	
UDO, Idara	62	56	118	58	1	18	50	0.4		176	137	313	151	4	44	105	0.4	

2024-25 ROADRUNNER WOMEN'S BASKETBALL STATS



TEAM AND OPPONENTS STATISTICS



	UTSA	OPP
Scoring	1289	1059
Points per game	67.8	55.7
Scoring margin	+12.1	-
Field goals-att	481-1141	380-1027
Field goal pct	.422	.370
3 point fg-att	105-341	114-350
3-point FG pct	.308	.326
3-pt FG made per game	5.5	6.0
Free throws-att	222-308	185-291
Free throw pct	.721	.636
F-Throws made per game	11.7	9.7
Rebounds	769	560
Rebounds per game	40.5	29.5
Rebounding margin	+11.0	-
Assists	277	201
Assists per game	14.6	10.6
Turnovers	324	336
Turnovers per game	17.1	17.7
Turnover margin	+0.6	-
Assist/turnover ratio	0.9	0.6
Steals	149	139
Steals per game	7.8	7.3
Blocks	84	55
Blocks per game	4.4	2.9
Winning streak	10	-
Home win streak	8	-
Attendance	7769	18710
Home games-Avg/Game	8-971	9-2079
Neutral site-Avg/Game	-	2-100

Score by Periods

Team	1st	2nd	3rd	4th	OT	TOT
UTSA	334	290	313	352	0	1289
Opponents	237	267	280	275	0	1059

2024-25 ROADRUNNER WOMEN'S BASKETBALL STATS



INDIVIDUAL GAME HIGHS



POINTS	30		Jordyn Jenkins at Tulsa (01/04/2025)
	30		Jordyn Jenkins at UTEP (11/16/2024)
	27		Jordyn Jenkins at New Mexico St. (11/14/2024)
	22		Jordyn Jenkins vs Sam Houston (12/07/2024)
	21		Jordyn Jenkins at UAB (01/18/2025)
	21		Jordyn Jenkins vs Wichita St. (01/11/2025)
	21		Jordyn Jenkins vs Rice (01/08/2025)
	21		Sidney Love vs UT Arlington (12/19/2024)
	21		Sidney Love vs UTRGV (11/09/2024)
FIELD GOALS MADE	10		Jordyn Jenkins vs Wichita St. (01/11/2025)
	10		Jordyn Jenkins at UTEP (11/16/2024)
FIELD GOAL ATTEMPTS	19		Jordyn Jenkins vs Wichita St. (01/11/2025)
	19		Sidney Love vs UAB (01/01/2025)
FIELD GOAL PERCENTAGE (min 5 made)	.857	(6-7)	Nina De Leon Negron vs Towson (N) (11/29/2024)
	.800	(8-10)	Sidney Love vs UT Arlington (12/19/2024)
3 PT FG MADE	4		Nina De Leon Negron at New Mexico St. (11/14/2024)
	3		Nina De Leon Negron vs Tulsa (01/22/2025)
	3		Damara Allen at Memphis (01/15/2025)
	3		Nina De Leon Negron vs Wichita St. (01/11/2025)
	3		Damara Allen vs UAB (01/01/2025)
	3		Sidney Love vs UT Arlington (12/19/2024)
	3		Nina De Leon Negron vs A&M-Corpus Christi (11/20/2024)
	3		Sidney Love vs UTRGV (11/09/2024)
3 PT FG ATTEMPTS	10		Sidney Love vs UAB (01/01/2025)
	7		Siena Guttadauro vs A&M-Corpus Christi (11/20/2024)
3 PT FG PERCENTAGE (min 2 made)	1.000	(3-3)	Nina De Leon Negron vs Wichita St. (01/11/2025)
	1.000	(3-3)	Sidney Love vs UT Arlington (12/19/2024)
	1.000	(2-2)	Jordyn Jenkins vs Towson (N) (11/29/2024)
	1.000	(2-2)	Nina De Leon Negron vs Towson (N) (11/29/2024)
	1.000	(2-2)	Emma Lucio vs UTRGV (11/09/2024)
FREE THROWS MADE	11		Jordyn Jenkins at Tulsa (01/04/2025)
	10		Jordyn Jenkins at UTEP (11/16/2024)
FREE THROW ATTEMPTS	12		Jordyn Jenkins at Tulsa (01/04/2025)
	12		Jordyn Jenkins at UTEP (11/16/2024)
	12		Jordyn Jenkins vs UTRGV (11/09/2024)
FREE THROW PERCENTAGE (min 3 made)	1.000	(8-8)	Jordyn Jenkins at New Mexico St. (11/14/2024)
	1.000	(6-6)	Sidney Love at UAB (01/18/2025)
	1.000	(4-4)	Nina De Leon Negron vs Rice (01/08/2025)
	1.000	(4-4)	Jordyn Jenkins at Stanford (12/16/2024)
	1.000	(4-4)	Idara Udo vs UNC Greensboro (N) (11/28/2024)
	1.000	(4-4)	Nyayongah Gony vs UTRGV (11/09/2024)
	1.000	(3-3)	Jordyn Jenkins at Charlotte (12/29/2024)
	1.000	(3-3)	Jordyn Jenkins vs Sam Houston (12/07/2024)
REBOUNDS	14		Jordyn Jenkins vs Rice (01/08/2025)
	12		Jordyn Jenkins at UTEP (11/16/2024)
ASSISTS	11		Sidney Love vs UTRGV (11/09/2024)
	8		Nina De Leon Negron vs Tulsa (01/22/2025)
	8		Nina De Leon Negron at Texas St. (12/21/2024)
	8		Nina De Leon Negron vs UT Arlington (12/19/2024)
	8		Nina De Leon Negron vs Sam Houston (12/07/2024)
	8		Nina De Leon Negron vs Towson (N) (11/29/2024)
	8		Nina De Leon Negron at UTEP (11/16/2024)
STEALS	5		Nina De Leon Negron at Texas St. (12/21/2024)
	5		Jordyn Jenkins vs A&M-Corpus Christi (11/20/2024)
	5		Sidney Love vs UTRGV (11/09/2024)

2024-25 ROADRUNNER WOMEN'S BASKETBALL STATS



OPPONENT INDIVIDUAL GAME HIGHS



POINTS	27		Ivane Tensaie at UTEP (11/16/2024)
	24		Kade Hackerott vs UTRGV (11/09/2024)
	23		Molly Kaiser at New Mexico St. (11/14/2024)
	22		Taylor Jameson vs Wichita St. (01/11/2025)
	21		Hayleigh Breland at Charlotte (12/29/2024)
FIELD GOALS MADE	9		Ivane Tensaie at UTEP (11/16/2024)
	8		Rayne Tucker vs UAB (01/01/2025)
	8		Molly Kaiser at New Mexico St. (11/14/2024)
	8		Kade Hackerott vs UTRGV (11/09/2024)
FIELD GOAL ATTEMPTS	18		Hayleigh Breland at Charlotte (12/29/2024)
	16		India Johnston vs Towson (N) (11/29/2024)
FIELD GOAL PERCENTAGE (min 5 made)	.727	(8-11)	Rayne Tucker vs UAB (01/01/2025)
	.692	(9-13)	Ivane Tensaie at UTEP (11/16/2024)
3 PT FG MADE	7		Ivane Tensaie at UTEP (11/16/2024)
	6		Taylor Jameson vs Wichita St. (01/11/2025)
3 PT FG ATTEMPTS	10		Ivane Tensaie at UTEP (11/16/2024)
	9		Taylor Jameson vs Wichita St. (01/11/2025)
	9		Taliyah Clark vs UT Arlington (12/19/2024)
	9		India Johnston vs Towson (N) (11/29/2024)
3 PT FG PERCENTAGE (min 2 made)	1.000	(2-2)	Koi Love vs UT Arlington (12/19/2024)
	.750	(3-4)	Jzaniya Harriel at Stanford (12/16/2024)
FREE THROWS MADE	7		Molly Kaiser at New Mexico St. (11/14/2024)
	6		Takeira Ramey at Texas St. (12/21/2024)
FREE THROW ATTEMPTS	9		Elena Bosgana at Stanford (12/16/2024)
	8		Elise Hill at Tulsa (01/04/2025)
	8		Takeira Ramey at Texas St. (12/21/2024)
	8		Molly Kaiser at New Mexico St. (11/14/2024)
	8		Sahara Jones at Texas A&M (11/07/2024)
FREE THROW PERCENTAGE (min 3 made)	1.000	(5-5)	Koi Love vs UT Arlington (12/19/2024)
	1.000	(4-4)	Mady Cartwright vs Tulsa (01/22/2025)
	1.000	(4-4)	Taylor Jameson vs Wichita St. (01/11/2025)
	1.000	(4-4)	Mady Cartwright at Tulsa (01/04/2025)
REBOUNDS	13		Alasia Smith at Memphis (01/15/2025)
	11		Elena Bosgana at Stanford (12/16/2024)
ASSISTS	7		Delma Zita at UTEP (11/16/2024)
	6		DeeDee Hagemann at Memphis (01/15/2025)
	6		Mireia Aguado vs A&M-Corpus Christi (11/20/2024)
STEALS	5		Alasia Smith at Memphis (01/15/2025)
	4		Alexis Andrews at Charlotte (12/29/2024)
	4		Chloe Clardy at Stanford (12/16/2024)
	4		Paige Allen vs A&M-Corpus Christi (11/20/2024)
	4		Molly Kaiser at New Mexico St. (11/14/2024)
BLOCKED SHOTS	3		Brooke Demetre at Stanford (12/16/2024)
	3		Dunja Zecevic at UTEP (11/16/2024)
	3		Charlotte O'Keefe vs UTRGV (11/09/2024)
	3		Lauren Ware at Texas A&M (11/07/2024)
TURNOVERS	7		India Johnston vs Towson (N) (11/29/2024)
	6		Koi Love vs UT Arlington (12/19/2024)
	6		Fanta Kone vs Sam Houston (12/07/2024)

2024-25 ROADRUNNER WOMEN'S BASKETBALL STATS



CATEGORY LEADERS



Points

##	Player	G	Pts	Pts/G
32	Jenkins, Jordyn	19	360	18.9
11	Love, Sidney	18	190	10.6
8	De Leon Negron, Nina	18	189	10.5
25	Udo, Idara	19	152	8.0
21	Rowe, Cheyenne	19	100	5.3
20	Linton, Maya	18	69	3.8
4	Allen, Damara	18	63	3.5
13	Ross, Taylor	13	34	2.6
12	Proctor, Aysia	9	33	3.7
3	Lucio, Emma	16	25	1.6
7	Gony, Nyayongah	12	24	2.0
2	Parker, Alexis	16	21	1.3
1	Guttadauro, Siena	5	19	3.8
5	Hammonds, Mia	9	8	0.9
33	Dannebauer, Emilia	4	2	0.5

Scoring Average

##	Player	G	Pts	Pts/G
32	Jenkins, Jordyn	19	360	18.9
11	Love, Sidney	18	190	10.6
8	De Leon Negron, Nina	18	189	10.5
25	Udo, Idara	19	152	8.0
21	Rowe, Cheyenne	19	100	5.3
20	Linton, Maya	18	69	3.8
1	Guttadauro, Siena	5	19	3.8
12	Proctor, Aysia	9	33	3.7
4	Allen, Damara	18	63	3.5
13	Ross, Taylor	13	34	2.6
7	Gony, Nyayongah	12	24	2.0
3	Lucio, Emma	16	25	1.6
2	Parker, Alexis	16	21	1.3
5	Hammonds, Mia	9	8	0.9
33	Dannebauer, Emilia	4	2	0.5

Field Goal Percentage

##	Player	FG	Att	Pct
21	Rowe, Cheyenne	40	75	.533
13	Ross, Taylor	12	24	.500
32	Jenkins, Jordyn	131	270	.485
8	De Leon Negron, Nina	70	158	.443
25	Udo, Idara	58	134	.433
4	Allen, Damara	24	57	.421
11	Love, Sidney	72	183	.393
12	Proctor, Aysia	15	41	.366
1	Guttadauro, Siena	7	20	.350
7	Gony, Nyayongah	8	23	.348
33	Dannebauer, Emilia	1	3	.333
20	Linton, Maya	24	74	.324
3	Lucio, Emma	9	31	.290
2	Parker, Alexis	8	32	.250
5	Hammonds, Mia	2	16	.125

Field Goal Attempts

##	Player	G	Att	Att/G
32	Jenkins, Jordyn	19	270	14.2
11	Love, Sidney	18	183	10.2
8	De Leon Negron, Nina	18	158	8.8
25	Udo, Idara	19	134	7.1
21	Rowe, Cheyenne	19	75	3.9

Field Goals Made

##	Player	G	Made	Made/G
32	Jenkins, Jordyn	19	131	6.9
11	Love, Sidney	18	72	4.0
8	De Leon Negron, Nina	18	70	3.9
25	Udo, Idara	19	58	3.1
21	Rowe, Cheyenne	19	40	2.1

2024-25 ROADRUNNER WOMEN'S BASKETBALL STATS



CATEGORY LEADERS CONT.



3-Point FG Percentage

##	Player	3FG	Att	Pct
13	Ross, Taylor	4	7	.571
8	De Leon Negron, Nina	27	65	.415
32	Jenkins, Jordyn	16	44	.364
4	Allen, Damara	11	32	.344
25	Udo, Idara	2	6	.333
11	Love, Sidney	20	71	.282
1	Guttadauro, Siena	4	15	.267
3	Lucio, Emma	4	15	.267
20	Linton, Maya	10	40	.250
12	Proctor, Aysia	3	15	.200
7	Gony, Nyayongah	1	6	.167
21	Rowe, Cheyenne	1	7	.143
5	Hammonds, Mia	1	8	.125
2	Parker, Alexis	1	10	.100

Free Throw Percentage

##	Player	Made	Att	Pct
32	Jenkins, Jordyn	82	97	.845
7	Gony, Nyayongah	7	9	.778
13	Ross, Taylor	6	8	.750
5	Hammonds, Mia	3	4	.750
11	Love, Sidney	26	35	.743
8	De Leon Negron, Nina	22	30	.733
21	Rowe, Cheyenne	19	26	.731
25	Udo, Idara	34	51	.667
2	Parker, Alexis	4	7	.571
20	Linton, Maya	11	20	.550
1	Guttadauro, Siena	1	2	.500
3	Lucio, Emma	3	6	.500
4	Allen, Damara	4	9	.444

Rebounds

##	Player	G	Reb	Reb/G
32	Jenkins, Jordyn	19	138	7.3
25	Udo, Idara	19	118	6.2
8	De Leon Negron, Nina	18	94	5.2
11	Love, Sidney	18	66	3.7
21	Rowe, Cheyenne	19	65	3.4

3-Point FG Attempts

##	Player	G	Att	Att/G
11	Love, Sidney	18	71	3.9
8	De Leon Negron, Nina	18	65	3.6
32	Jenkins, Jordyn	19	44	2.3
20	Linton, Maya	18	40	2.2
4	Allen, Damara	18	32	1.8

3-Point FG Made

##	Player	G	Made	Made/G
8	De Leon Negron, Nina	18	27	1.5
11	Love, Sidney	18	20	1.1
32	Jenkins, Jordyn	19	16	0.8
4	Allen, Damara	18	11	0.6
20	Linton, Maya	18	10	0.6

Free Throw Attempts

##	Player	G	Att	Att/G
32	Jenkins, Jordyn	19	97	5.1
25	Udo, Idara	19	51	2.7
11	Love, Sidney	18	35	1.9
8	De Leon Negron, Nina	18	30	1.7
21	Rowe, Cheyenne	19	26	1.4

Free Throws Made

##	Player	G	Made	Made/G
32	Jenkins, Jordyn	19	82	4.3
25	Udo, Idara	19	34	1.8
11	Love, Sidney	18	26	1.4
8	De Leon Negron, Nina	18	22	1.2
21	Rowe, Cheyenne	19	19	1.0

Assists

##	Player	G	Ast	Ast/G
8	De Leon Negron, Nina	18	94	5.2
11	Love, Sidney	18	72	4.0
4	Allen, Damara	18	22	1.2
20	Linton, Maya	18	21	1.2
25	Udo, Idara	19	18	0.9

2024-25 ROADRUNNER WOMEN'S BASKETBALL STATS



CATEGORY LEADERS CONT.



Rebounds Average

##	Player	G	Reb	Reb/G
32	Jenkins, Jordyn	19	138	7.3
25	Udo, Idara	19	118	6.2
8	De Leon Negron, Nina	18	94	5.2
11	Love, Sidney	18	66	3.7
21	Rowe, Cheyenne	19	65	3.4

Offensive Rebounds

##	Player	G	OReb	OReb/G
25	Udo, Idara	19	62	3.3
32	Jenkins, Jordyn	19	41	2.2
21	Rowe, Cheyenne	19	29	1.5
8	De Leon Negron, Nina	18	23	1.3
20	Linton, Maya	18	18	1.0

Defensive Rebounds

##	Player	G	DReb	DReb/G
32	Jenkins, Jordyn	19	97	5.1
8	De Leon Negron, Nina	18	71	3.9
25	Udo, Idara	19	56	2.9
11	Love, Sidney	18	49	2.7
21	Rowe, Cheyenne	19	36	1.9

Fouls

##	Player	G	PF	PF/G
25	Udo, Idara	19	58	3.1
20	Linton, Maya	18	49	2.7
32	Jenkins, Jordyn	19	36	1.9
8	De Leon Negron, Nina	18	33	1.8
11	Love, Sidney	18	30	1.7

Foul Outs

##	Player	G	FO
20	Linton, Maya	18	2
25	Udo, Idara	19	1

Steals

##	Player	G	Stl	Stl/G
8	De Leon Negron, Nina	18	29	1.6
32	Jenkins, Jordyn	19	26	1.4
11	Love, Sidney	18	23	1.3
20	Linton, Maya	18	21	1.2
25	Udo, Idara	19	15	0.8

Blocked Shots

##	Player	G	Blk	Blk/G
32	Jenkins, Jordyn	19	25	1.3
25	Udo, Idara	19	15	0.8
21	Rowe, Cheyenne	19	7	0.4
4	Allen, Damara	18	7	0.4
13	Ross, Taylor	13	7	0.5

Minutes

##	Player	G	Min	Min/G
32	Jenkins, Jordyn	19	578	30:27
11	Love, Sidney	18	577	32:03
8	De Leon Negron, Nina	18	552	30:40
25	Udo, Idara	19	436	22:56
20	Linton, Maya	18	391	21:44

Turnovers

##	Player	G	TO	TO/G
25	Udo, Idara	19	50	2.6
8	De Leon Negron, Nina	18	47	2.6
32	Jenkins, Jordyn	19	44	2.3
20	Linton, Maya	18	41	2.3
11	Love, Sidney	18	39	2.2

2024-25 ROADRUNNER WOMEN'S BASKETBALL STATS



GAME-BY-GAME LEADERS



Game Records

Record	Overall	Home	Away	Neutral
ALL GAMES	17-2	8-0	7-2	2-0
CONFERENCE	8-0	4-0	4-0	0-0
NON-CONFERENCE	9-2	4-0	3-2	2-0

Team Results

Date	Opponent		Score	Att.	High Points	High Rebounds
11/07/2024	at Texas A&M	L	51-55	7507	(18) JENKINS, Jordyn	(11) JENKINS, Jordyn
11/09/2024	UTRGV	W	74-69	739	(21) LOVE, Sidney	(5) LOVE, Sidney
						(5) ALLEN, Damara
11/14/2024	at New Mexico St.	W	75-61	812	(27) JENKINS, Jordyn	(11) JENKINS, Jordyn
11/16/2024	at UTEP	W	78-73	1041	(30) JENKINS, Jordyn	(12) JENKINS, Jordyn
11/20/2024	A&M-Corpus Christi	W	62-43	743	(16) JENKINS, Jordyn	(10) UDO, Idara
					(16) DE LEON NEGRON, Nina	
11/28/2024	vs UNC Greensboro	W	62-53	100	(14) JENKINS, Jordyn	(9) JENKINS, Jordyn
11/29/2024	vs Towson	W	71-40	100	(18) JENKINS, Jordyn	(6) UDO, Idara
12/07/2024	Sam Houston	W	79-36	837	(22) JENKINS, Jordyn	(10) JENKINS, Jordyn
12/16/2024	at Stanford	L	57-62	4600	(14) JENKINS, Jordyn	(10) DE LEON NEGRON, Nina
					(14) LOVE, Sidney	
12/19/2024	UT Arlington	W	76-61	775	(21) LOVE, Sidney	(6) DE LEON NEGRON, Nina
12/21/2024	at Texas St.	W	70-54	1522	(17) JENKINS, Jordyn	(6) DE LEON NEGRON, Nina
						(6) UDO, Idara
12/29/2024	at Charlotte	W	64-50	705	(18) JENKINS, Jordyn	(9) LINTON, Maya
01/01/2025	UAB	W	67-56	917	(19) LOVE, Sidney	(8) DE LEON NEGRON, Nina
01/04/2025	at Tulsa	W	60-53	1317	(30) JENKINS, Jordyn	(10) UDO, Idara
01/08/2025	Rice	W	67-58	819	(21) JENKINS, Jordyn	(14) JENKINS, Jordyn
01/11/2025	Wichita St.	W	69-51	1594	(21) JENKINS, Jordyn	(10) UDO, Idara
01/15/2025	at Memphis	W	70-68	884	(17) JENKINS, Jordyn	(10) JENKINS, Jordyn
						(10) UDO, Idara
01/18/2025	at UAB	W	73-63	322	(21) JENKINS, Jordyn	(9) JENKINS, Jordyn
01/22/2025	Tulsa	W	64-53	1345	(19) DE LEON NEGRON, Nina	(10) DE LEON NEGRON, Nina

Attendance Summary

	Games	Attend	Avg/Game
Home	8	7769	971
Away	9	18710	2079
Neutral	2	200	100
Total	19	26679	1404

2024-25 ROADRUNNER WOMEN'S BASKETBALL STATS



UTSA GAME HIGHS



POINTS	79		Sam Houston (12/07/2024)
	78		at UTEP (11/16/2024)
	76		UT Arlington (12/19/2024)
	75		at New Mexico St. (11/14/2024)
	74		UTRGV (11/09/2024)
FIELD GOALS MADE	32		Sam Houston (12/07/2024)
	29		UT Arlington (12/19/2024)
	29		vs Towson (N) (11/29/2024)
FIELD GOAL ATTEMPTS	72		A&M-Corpus Christi (11/20/2024)
	69		Tulsa (01/22/2025)
FIELD GOAL PERCENTAGE	.560	(28-50)	at UTEP (11/16/2024)
	.511	(24-47)	UTRGV (11/09/2024)
3 PT FG MADE	9		at UAB (01/18/2025)
	9		UAB (01/01/2025)
	9		at New Mexico St. (11/14/2024)
3 PT FG ATTEMPTS	31		A&M-Corpus Christi (11/20/2024)
	25		UAB (01/01/2025)
	25		at Charlotte (12/29/2024)
3 PT FG PERCENTAGE	.500	(9-18)	at New Mexico St. (11/14/2024)
	.500	(7-14)	UT Arlington (12/19/2024)
	.500	(4-8)	Wichita St. (01/11/2025)
FREE THROWS MADE	19		UTRGV (11/09/2024)
	17		at Tulsa (01/04/2025)
	17		vs UNC Greensboro (N) (11/28/2024)
	17		at UTEP (11/16/2024)
FREE THROW ATTEMPTS	24		at Memphis (01/15/2025)
	24		UTRGV (11/09/2024)
FREE THROW PERCENTAGE	.923	(12-13)	at New Mexico St. (11/14/2024)
	.850	(17-20)	vs UNC Greensboro (N) (11/28/2024)
	.850	(17-20)	at UTEP (11/16/2024)
REBOUNDS	54		A&M-Corpus Christi (11/20/2024)
	53		Sam Houston (12/07/2024)
ASSISTS	23		Sam Houston (12/07/2024)
	21		vs Towson (N) (11/29/2024)
STEALS	14		vs Towson (N) (11/29/2024)
	13		A&M-Corpus Christi (11/20/2024)
BLOCKED SHOTS	9		Sam Houston (12/07/2024)
	7		Wichita St. (01/11/2025)
	7		Rice (01/08/2025)
	7		at Charlotte (12/29/2024)
	7		UTRGV (11/09/2024)
TURNOVERS	26		at Texas St. (12/21/2024)
	22		at Charlotte (12/29/2024)
FOULS	28		at Texas St. (12/21/2024)
	24		at Charlotte (12/29/2024)
	24		at Texas A&M (11/07/2024)

2024-25 ROADRUNNER WOMEN'S BASKETBALL STATS



OPPONENT GAME HIGHS



POINTS	73		at UTEP (11/16/2024)
	69		UTRGV (11/09/2024)
	68		at Memphis (01/15/2025)
	63		at UAB (01/18/2025)
	62		at Stanford (12/16/2024)
FIELD GOALS MADE	26		at Memphis (01/15/2025)
	26		at UTEP (11/16/2024)
	26		UTRGV (11/09/2024)
FIELD GOAL ATTEMPTS	61		at Tulsa (01/04/2025)
	60		at Memphis (01/15/2025)
FIELD GOAL PERCENTAGE	.500	(26-52)	UTRGV (11/09/2024)
	.464	(26-56)	at UTEP (11/16/2024)
3 PT FG MADE	11		at UAB (01/18/2025)
	11		UTRGV (11/09/2024)
3 PT FG ATTEMPTS	30		at UAB (01/18/2025)
	26		at Tulsa (01/04/2025)
3 PT FG PERCENTAGE	.643	(9-14)	at UTEP (11/16/2024)
	.524	(11-21)	UTRGV (11/09/2024)
FREE THROWS MADE	18		UT Arlington (12/19/2024)
	14		at Charlotte (12/29/2024)
	14		at Texas A&M (11/07/2024)
FREE THROW ATTEMPTS	27		at Texas St. (12/21/2024)
	23		Sam Houston (12/07/2024)
FREE THROW PERCENTAGE	.947	(18-19)	UT Arlington (12/19/2024)
	.750	(12-16)	Rice (01/08/2025)
	.750	(9-12)	at New Mexico St. (11/14/2024)
	.750	(6-8)	at UAB (01/18/2025)
	.750	(3-4)	UAB (01/01/2025)
REBOUNDS	40		at Texas A&M (11/07/2024)
	39		Rice (01/08/2025)
ASSISTS	15		at UAB (01/18/2025)
	13		at Memphis (01/15/2025)
	13		Wichita St. (01/11/2025)
	13		at Tulsa (01/04/2025)
	13		UAB (01/01/2025)
	13		at Texas St. (12/21/2024)
	13		at Stanford (12/16/2024)
STEALS	13		at Charlotte (12/29/2024)
	12		at Texas St. (12/21/2024)
BLOCKED SHOTS	9		at Texas A&M (11/07/2024)
	7		at Stanford (12/16/2024)
TURNOVERS	27		A&M-Corpus Christi (11/20/2024)
	25		at Charlotte (12/29/2024)
FOULS	22		Sam Houston (12/07/2024)
	22		at Texas A&M (11/07/2024)

AROUND THE AMERICAN

AAC WBB SCHEDULE ALL TIMES ET

Wednesday, January 29

Wichita State at East Carolina	6:00 PM
UTSA at South Florida	7:00 PM
Temple at North Texas	7:30 PM
Florida Atlantic at Tulane	7:30 PM
Charlotte at Memphis	8:00 PM
Tulsa at Rice	8:00 PM

Saturday, February 1

Rice at Florida Atlantic	1:00 PM
East Carolina at Memphis	3:00 PM
Wichita State at Tulsa	3:00 PM
UAB at Tulane	3:00 PM
Temple at UTSA	3:00 PM
North Texas at South Florida	7:00 PM

Tuesday, February 4

North Texas at UTSA	7:30 PM
----------------------------	----------------

Wednesday, February 5

Tulsa at Charlotte	6:30 PM
East Carolina at UAB	7:00 PM
Memphis at Temple	7:00 PM
Florida Atlantic at Wichita State	7:00 PM
Tulane at Rice	8:00 PM

Saturday, February 8

Tulsa at East Carolina	2:00 PM
South Florida at Temple	2:00 PM
Florida Atlantic at Memphis	3:00 PM
Charlotte at UAB	3:00 PM
UTSA at Wichita State	3:00 PM

Sunday, February 9

Tulane at North Texas	2:00 PM
-----------------------	---------

For the complete schedule, visit theamerican.org

2024-25 AAC WEEKLY AWARDS

November 11

Player of the Week: Tommisha Lampkin Sr., F, North Texas
Freshman of the Week: Erin Rodgers, Fr., G, Florida Atlantic

November 18

Player of the Week: **Jordyn Jenkins, R-Sr., F, UTSA**
Freshman of the Week: Erin Rodgers, Fr., G, Florida Atlantic

November 25

Player of the Week: Amiya Joyner, Jr., F, East Carolina
Freshman of the Week: Kendall Sneed, Fr., G, Tulane

December 2

Player of the Week: **Jordyn Jenkins, R-Sr., F, UTSA**
Freshman of the Week: Kendall Sneed, Fr., G, Tulane

December 9

Player of the Week: Tiarra East, Sr., G, Temple
Freshman of the Week: Erin Rodgers, Fr., G, Florida Atlantic

December 16

Player of the Week: Amiya Joyner, Jr., F, East Carolina
Freshman of the Week: Aniah Alexis, Fr., G, Rice

December 23

Player of the Week: Sammie Puisis, Gr., G, South Florida
Freshman of the Week: Kendall Sneed, Fr., G, Tulane

December 30

Player of the Week: Delanie Crawford, Sr., G, Tulsa
Freshman of the Week: Sadie Shores, Fr., G, Tulane

January 6

Player of the Week: **Jordyn Jenkins, R-Sr., F, UTSA**
Freshman of the Week: Lovisa Asbrink Hose, Fr., C, FAU

January 13

Player of the Week: **Jordyn Jenkins, R-Sr., F, UTSA**
Freshman of the Week: Devin Hagemann, Fr., G, ECU

January 20

Player of the Week: **Jordyn Jenkins, R-Sr., F, UTSA**
Freshman of the Week: Devin Hagemann, Fr., G, ECU

January 27

Player of the Week: **Nina De Leon Negron, Gr., G, UTSA**
Freshman of the Week: Kendall Sneed, Fr., G, Tulane

February 3

Player of the Week:
Freshman of the Week:

February 10

Player of the Week:
Freshman of the Week:

February 17

Player of the Week:
Freshman of the Week:

February 24

Player of the Week:
Freshman of the Week:

March 3

Player of the Week:
Freshman of the Week:

AP Poll • Jan. 26, 2025

#	School (1st)	W-L	Pts.	Prev.
1	UCLA (31)	20-0	799	1
2	South Carolina (1)	19-1	767	2
3	Notre Dame	17-2	732	3
4	Southern California	18-1	709	4
5	Texas	20-2	650	7
6	UConn	19-2	642	6
7	LSU	21-1	624	5
8	Ohio State	19-1	573	12
9	TCU	20-2	516	9
10	Duke	17-4	492	14
11	Kansas State	19-2	448	10
12	Kentucky	17-2	417	11
13	Oklahoma	16-4	405	15
14	Maryland	16-4	404	8
15	North Carolina	18-4	356	13
16	Michigan State	17-3	292	21
17	North Carolina State	16-4	283	20
18	Tennessee	15-4	251	17
19	California	18-3	211	22
20	Georgia Tech	17-4	184	18
21	West Virginia	16-4	179	16
22	Alabama	17-4	117	19
23	Vanderbilt	17-4	109	NR
24	Oklahoma State	17-3	57	NR
25	Florida State	16-4	41	NR

RV (In AAC): N/A

The American Standings

School	AAC	Pct.	Ovr.	Pct.	Streak
UTSA	8-0	1.000	17-2	.895	W10
North Texas	7-1	.875	15-5	.750	W4
Temple	6-2	.750	12-7	.632	L1
South Florida	6-2	.750	13-8	.619	W2
Tulane	5-3	.625	12-7	.632	W1
UAB	5-4	.556	14-7	.667	W2
Rice	4-4	.500	11-9	.550	W1
Tulsa	4-4	.500	10-10	.500	W1
Memphis	2-5	.286	4-14	.222	L1
East Carolina	2-6	.250	10-10	.500	L3
Florida Atlantic	1-7	.125	9-12	.429	L6
Wichita State	1-7	.125	7-14	.333	L5
Charlotte	1-7	.125	6-13	.316	L1

WBCA Coaches Poll • Jan. 21, 2025

#	School (Record)	Pts.	Prev.	1st
1	UCLA (18-0)	773	1	29
2	South Carolina (18-1)	743	2	2
3	Notre Dame (16-2)	702	3	0
4	LSU (20-0)	677	4	0
5	Southern California (17-1)	658	5	0
6	Connecticut (17-2)	606	6	0
7	Texas (18-2)	601	7	0
8	Kansas State (19-1)	535	10	0
9	TCU (19-1)	525	11	0
10	Maryland (16-2)	466	9	0
11	Kentucky (16-1)	463	12	0
12	Ohio State (17-1)	454	8	0
13	North Carolina (17-3)	409	14	0
14	Duke (15-4)	347	16	0
15	Oklahoma (15-4)	337	13	0
16	West Virginia (15-3)	274	20	0
17	Tennessee (15-3)	266	15	0
18	Georgia Tech (16-3)	241	17	0
19	Alabama (17-3)	214	19	0
20	North Carolina State (14-4)	198	21	0
21	California (17-3)	169	18	0
22	Michigan State (15-3)	150	22	0
23	Baylor (16-4)	73	24	0
24	Minnesota (17-2)	45	25	0
25	Nebraska (15-4)	35	NR	0

RV (In AAC): N/A

AROUND THE AMERICAN



CONFERENCE TEAM RANKINGS



Team	Offense				Defense			
	Scoring	FG Pct	3FG Pct	Rebounds	Scoring	FG Pct	3FG Pct	Rebounds
Charlotte	13	12	13	13	11	12	8	6
East Carolina	12	11	12	6	3	7	7	3
Fla. Atlantic	11	13	5	1	9	8	9	11
Memphis	2	8	3	11	13	13	5	13
North Texas	3	1	10	6	4	6	2	4
Rice	7	6	8	4	5	5	3	5
South Fla.	10	5	1	12	2	9	6	2
Temple	8	10	4	10	6	10	13	7
Tulane	4	3	6	3	7	1	1	9
Tulsa	5	7	9	5	10	3	11	12
UAB	1	2	2	9	8	4	4	8
UTSA	6	4	7	2	1	2	10	1
Wichita St.	9	9	11	8	12	11	12	10

Team	FT Pct.	3FGs	Blocks	Steals	Assists	Scoring Margin	Rebound Margin	Turnover Margin	Ast/TO Ratio
Charlotte	7	11	11	5	13	12	11	11	13
East Carolina	8	13	3	2	6	9	2	7	12
Fla. Atlantic	13	4	13	7	9	10	7	8	10
Memphis	10	3	12	10	12	13	13	9	11
North Texas	3	12	5	8	11	2	4	3	9
Rice	2	6	6	12	3	6	3	13	3
South Fla.	6	8	9	4	7	4	5	2	2
Temple	4	5	10	1	8	7	9	1	6
Tulane	11	7	4	6	5	3	6	10	8
Tulsa	9	2	6	3	2	8	12	4	4
UAB	5	1	2	13	1	5	8	12	1
UTSA	1	9	1	9	4	1	1	5	5
Wichita St.	12	10	8	11	10	11	10	6	7

AROUND THE AMERICAN



CONFERENCE TEAM LEADERS



Scoring Offense

	Team	G	W-L	Pts	AVG
1.	UAB	21	14-7	1475	70.24
2.	Memphis	18	4-14	1261	70.06
3.	North Texas	20	15-5	1401	70.05
4.	Tulane	19	12-7	1325	69.74
5.	Tulsa	20	10-10	1378	68.90
6.	UTSA	19	17-2	1289	67.84
7.	Rice	20	11-9	1328	66.40
8.	Temple	19	12-7	1255	66.05
9.	Wichita St.	21	7-14	1378	65.62
10.	South Fla.	21	13-8	1357	64.62
11.	Fla. Atlantic	21	9-12	1317	62.71
12.	East Carolina	20	10-10	1235	61.75
13.	Charlotte	19	6-13	1149	60.47

Scoring Defense

	Team	G	Pts	AVG
1.	UTSA	19	1059	55.74
2.	South Fla.	21	1255	59.76
3.	East Carolina	20	1225	61.25
4.	North Texas	20	1252	62.60
5.	Rice	20	1272	63.60
6.	Temple	19	1211	63.74
7.	Tulane	19	1224	64.42
8.	UAB	21	1378	65.62
9.	Fla. Atlantic	21	1388	66.10
10.	Tulsa	20	1346	67.30
11.	Charlotte	19	1298	68.32
12.	Wichita St.	21	1492	71.05
13.	Memphis	18	1418	78.78

Scoring Margin

	Team	G	Off	Def	Margin
1.	UTSA	19	67.84	55.74	+12.11
2.	North Texas	20	70.05	62.60	+7.45
3.	Tulane	19	69.74	64.42	+5.32
4.	South Fla.	21	64.62	59.76	+4.86
5.	UAB	21	70.24	65.62	+4.62
6.	Rice	20	66.40	63.60	+2.80
7.	Temple	19	66.05	63.74	+2.32
8.	Tulsa	20	68.90	67.30	+1.60
9.	East Carolina	20	61.75	61.25	+0.50
10.	Fla. Atlantic	21	62.71	66.10	-3.38
11.	Wichita St.	21	65.62	71.05	-5.43
12.	Charlotte	19	60.47	68.32	-7.84
13.	Memphis	18	70.06	78.78	-8.72

Conference Records

Team	Record	Pct.
UTSA	8-0	1.000
North Texas	7-1	.875
South Fla.	6-2	.750
Temple	6-2	.750
Tulane	5-3	.625
UAB	5-4	.556
Rice	4-4	.500
Tulsa	4-4	.500
Memphis	2-5	.286
East Carolina	2-6	.250
Charlotte	1-7	.125
Fla. Atlantic	1-7	.125
Wichita St.	1-7	.125

Unbeaten Streak

Team	Streak
UTSA	10
North Texas	4
UAB	2
South Fla.	2
Tulane	1
Tulsa	1
Rice	1

Field Goal Percentage

	Team	G	FGM	FGA	Pct.
1.	North Texas	20	510	1176	.434
2.	UAB	21	537	1249	.430
3.	Tulane	19	496	1172	.423
4.	UTSA	19	481	1141	.422
5.	South Fla.	21	510	1239	.412
6.	Rice	20	493	1206	.409
7.	Tulsa	20	499	1244	.401
8.	Memphis	18	465	1165	.399
9.	Wichita St.	21	518	1315	.394
10.	Temple	19	471	1216	.387
11.	East Carolina	20	458	1188	.386
12.	Charlotte	19	407	1066	.382
13.	Fla. Atlantic	21	476	1292	.368

Field Goal Percentage Defense

	Team	G	FGM	FGA	Pct.
1.	Tulane	19	453	1242	.365
2.	UTSA	19	380	1027	.370
3.	Tulsa	20	484	1257	.385
4.	UAB	21	521	1348	.386
5.	Rice	20	467	1208	.387
6.	North Texas	20	470	1207	.389
7.	East Carolina	20	447	1128	.396
8.	Fla. Atlantic	21	534	1340	.399
9.	South Fla.	21	468	1138	.411
10.	Temple	19	460	1108	.415
11.	Wichita St.	21	547	1305	.419
12.	Charlotte	19	452	1078	.419
13.	Memphis	18	541	1199	.451

AROUND THE AMERICAN



CONFERENCE TEAM LEADERS CONT.



Free Throw Percentage

	Team	G	FTM	FTA	Pct.
1.	UTSA	19	222	308	.721
2.	Rice	20	217	303	.716
3.	North Texas	20	298	419	.711
4.	Temple	19	193	272	.710
5.	UAB	21	205	289	.709
6.	South Fla.	21	219	310	.706
7.	Charlotte	19	244	358	.682
8.	East Carolina	20	243	367	.662
9.	Tulsa	20	223	338	.660
10.	Memphis	18	213	324	.657
11.	Tulane	19	218	346	.630
12.	Wichita St.	21	233	372	.626
13.	Fla. Atlantic	21	229	368	.622

Rebounding Margin

	Team	G	Team	AVG	Opp.	AVG	Margin
1.	UTSA	19	769	40.47	560	29.47	+11.00
2.	East Carolina	20	780	39.00	680	34.00	+5.00
3.	Rice	20	805	40.25	729	36.45	+3.80
4.	North Texas	20	780	39.00	714	35.70	+3.30
5.	South Fla.	21	757	36.05	708	33.71	+2.33
6.	Tulane	19	768	40.42	759	39.95	+0.47
7.	Fla. Atlantic	21	854	40.67	856	40.76	-0.10
8.	UAB	21	804	38.29	818	38.95	-0.67
9.	Temple	19	712	37.47	726	38.21	-0.74
10.	Wichita St.	21	816	38.86	845	40.24	-1.38
11.	Charlotte	19	666	35.05	696	36.63	-1.58
12.	Tulsa	20	781	39.05	816	40.80	-1.75
13.	Memphis	18	672	37.33	756	42.00	-4.67

3-Point FG Percentage

	Team	G	3FG	FGA	Pct.
1.	South Fla.	21	118	326	.362
2.	UAB	21	196	560	.350
3.	Memphis	18	118	338	.349
4.	Temple	19	120	364	.330
5.	Fla. Atlantic	21	136	426	.319
6.	Tulane	19	115	362	.318
7.	UTSA	19	105	341	.308
8.	Rice	20	125	408	.306
9.	Tulsa	20	157	516	.304
10.	North Texas	20	83	280	.296
11.	Wichita St.	21	109	371	.294
12.	East Carolina	20	76	274	.277
13.	Charlotte	19	91	330	.276

3-Point FG Made

	Team	G	No.	Avg/G
1.	UAB	21	196	9.33
2.	Tulsa	20	157	7.85
3.	Memphis	18	118	6.56
4.	Fla. Atlantic	21	136	6.48
5.	Temple	19	120	6.32
6.	Rice	20	125	6.25
7.	Tulane	19	115	6.05
8.	South Fla.	21	118	5.62
9.	UTSA	19	105	5.53
10.	Wichita St.	21	109	5.19
11.	Charlotte	19	91	4.79
12.	North Texas	20	83	4.15
13.	East Carolina	20	76	3.80

AROUND THE AMERICAN



CONFERENCE INDIVIDUAL LEADERS



Scoring

	Player	G	FG	3FG	FT	Pts	AVG
1.	Jenkins, Jordyn - UTSA	19	131	16	82	360	18.95
2.	Crawford, Delanie - Tulsa	20	125	51	43	344	17.20
3.	Boler, Tilly - Mem	18	116	44	30	306	17.00
4.	Lampkin, Tommisha - UNT	19	120	0	75	315	16.58
5.	Perry, Mya - FAU	21	111	52	50	324	15.43
6.	Puisis, Sammie - USF	21	106	64	33	309	14.71
7.	East, Tiarra - Temple	19	102	20	49	273	14.37
8.	Joyner, Amiya - ECU	20	109	2	45	265	13.25
9.	Pittman, Sherese - Tulane	19	92	5	55	244	12.84
10.	Mabry, Amira - Tulane	19	99	11	33	242	12.74
11.	Walsh, Maddie - UAB	21	101	41	21	264	12.57
12.	Murray, Jayla - WSU	21	115	6	26	262	12.48
13.	Gary, Tarrionna - Temple	19	80	43	27	230	12.11
14.	Smith, Alasia - Mem	18	74	9	57	214	11.89
15.	Ennis, Dominique - Rice	18	83	39	7	212	11.78
16.	Moore, Jada - FAU	21	90	4	60	244	11.62
17.	Whittington, Kyren - Tulane	19	86	21	27	220	11.58
18.	Blow, Salese - WSU	21	79	27	53	238	11.33
19.	Wooten, Desiree - UNT	20	85	15	41	226	11.30
20.	Hearp, Jayla - ECU	20	75	30	44	224	11.20

Rebounding

	Player	G	Off	Def	Total	AVG
1.	Weathersby, Jade - UAB	21	44	153	197	9.38
2.	Smith, Alasia - Mem	18	54	108	162	9.00
3.	Lampkin, Tommisha - UNT	19	57	111	168	8.84
4.	Joyner, Amiya - ECU	20	56	112	168	8.40
5.	Periman, Hadley - Tulsa	17	30	112	142	8.35
6.	Brito, Carla - USF	21	64	96	160	7.62
7.	Adams, Hailey - Rice	19	29	112	141	7.42
8.	Jenkins, Jordyn - UTSA	19	41	97	138	7.26
9.	Mputu, L'or - USF	21	68	82	150	7.14
10.	Pittman, Sherese - Tulane	19	39	95	134	7.05
11.	Jenks, Ta'Ziah - FAU	21	52	81	133	6.33
12.	Molina, Jaleesa - Temple	19	42	77	119	6.26
13.	Udo, Idara - UTSA	19	62	56	118	6.21
14.	Mabry, Amira - Tulane	19	41	76	117	6.16
15.	Hanna, Dyllan - Tulane	16	32	63	95	5.94
16.	Rivera, Anissa - Temple	19	35	77	112	5.89
17.	Crawford, Delanie - Tulsa	20	34	77	111	5.55
18.	Rembert, Keanna - CLT	19	38	67	105	5.53
19.	Johnson, Aniyah - UNT	20	42	68	110	5.50
	Ngulefac, Sussy - Rice	20	43	67	110	5.50

Field Goal Percentage (Minimum 5 FGM/G average)

	Player	G	FGM	FGA	Pct.
1.	Lampkin, Tommisha - UNT	19	120	210	.571
2.	Mabry, Amira - Tulane	19	99	179	.553
3.	Murray, Jayla - WSU	21	115	220	.523
4.	Jenkins, Jordyn - UTSA	19	131	270	.485
5.	Joyner, Amiya - ECU	20	109	236	.462
6.	Boler, Tilly - Mem	18	116	287	.404
7.	Crawford, Delanie - Tulsa	20	125	312	.401
8.	Puisis, Sammie - USF	21	106	268	.396
9.	Perry, Mya - FAU	21	111	290	.383
10.	East, Tiarra - Temple	19	102	278	.367

Assists

	Player	G	No.	AVG
1.	De Leon Negron, Nina - UTSA	18	94	5.22
2.	Ingram, Stefanie - FAU	21	105	5.00
3.	Dembele, Mama - USF	21	101	4.81
	Armstead, Journey - UAB	21	101	4.81
5.	Sneed, Kendall - Tulane	19	77	4.05
6.	Love, Sidney - UTSA	18	72	4.00
7.	Taylor, Tristen - Temple	19	75	3.95
8.	Whittington, Kyren - Tulane	19	61	3.21
9.	Hardaway, Ereauna - UNT	20	61	3.05
10.	Green, Kay Kay - CLT	19	57	3.00
11.	Wooten, Desiree - UNT	20	58	2.90
12.	Welch, Tanyuel - Mem	18	51	2.83
13.	Moore, Jada - FAU	21	58	2.76
14.	Flores, Victoria - Rice	20	54	2.70
15.	Jameson, Taylor - WSU	19	50	2.63
	East, Tiarra - Temple	19	50	2.63

AROUND THE AMERICAN



CONFERENCE INDIVIDUAL LEADERS CONT.



Free Throw Percentage (Minimum 2.5 FTM/G average)

	Player	G	FTM	FTA	Pct.
1.	Jenkins, Jordyn - UTSA	19	82	97	.845
2.	Flores, Victoria - Rice	20	55	68	.809
3.	Deck, Kyla - UNT	16	51	64	.797
4.	Rembert, Keanna - CLT	19	50	64	.781
5.	Cartwright, Mady - Tulsa	20	63	86	.733
6.	Pittman, Sherese - Tulane	19	55	76	.724
7.	Moore, Jada - FAU	21	60	85	.706
8.	Smith, Alasia - Mem	18	57	81	.704
9.	East, Tiarra - Temple	19	49	70	.700
10.	Sneed, Kendall - Tulane	19	58	84	.690
11.	Blow, Salese - WSU	21	53	77	.688
12.	Armstead, Journey - UAB	21	58	87	.667
13.	Lampkin, Tommisha - UNT	19	75	124	.605

Steals

	Player	G	No.	AVG
1.	Smith, Alasia - Mem	18	45	2.50
2.	Dembele, Mama - USF	21	52	2.48
3.	Miller, Khia - ECU	20	36	1.80
4.	Hearp, Jayla - ECU	20	35	1.75
	Deck, Kyla - UNT	16	28	1.75
6.	Rivera, Anissa - Temple	19	33	1.74
7.	Keenan, Victoria - Tulane	19	32	1.68
8.	Wooten, Desiree - UNT	20	33	1.65
9.	De Leon Negrón, Nina - UTSA	18	29	1.61
10.	Green, Kay Kay - CLT	19	30	1.58
11.	Perry, Mya - FAU	21	33	1.57
12.	Crawford, Delanie - Tulsa	20	31	1.55
13.	Taylor, Tristen - Temple	19	29	1.53
14.	Sneed, Kendall - Tulane	19	28	1.47
15.	Ennis, Dominique - Rice	18	26	1.44
	Welch, Tanyuel - Mem	18	26	1.44

3-Point FG Percentage (Minimum 2 3FG/G average)

	Player	G	3FG	3FGA	Pct.
1.	Keenan, Victoria - Tulane	19	56	119	.471
2.	Puisis, Sammie - USF	21	64	148	.432
3.	Bershers, Sara - UAB	21	46	121	.380
4.	Boler, Tilly - Mem	18	44	116	.379
5.	Perry, Mya - FAU	21	52	145	.359
6.	Ennis, Dominique - Rice	18	39	109	.358
7.	Gary, Tarriyonna - Temple	19	43	125	.344
8.	Crawford, Delanie - Tulsa	20	51	160	.319

3-Point FG Made

	Player	G	3FG	Avg
1.	Puisis, Sammie - USF	21	64	3.05
2.	Keenan, Victoria - Tulane	19	56	2.95
3.	Crawford, Delanie - Tulsa	20	51	2.55
4.	Perry, Mya - FAU	21	52	2.48
5.	Boler, Tilly - Mem	18	44	2.44
6.	Gary, Tarriyonna - Temple	19	43	2.26
7.	Bershers, Sara - UAB	21	46	2.19
8.	Ennis, Dominique - Rice	18	39	2.17
9.	Walsh, Maddie - UAB	21	41	1.95
10.	Jameson, Taylor - WSU	19	37	1.95
11.	Hill, Elise - Tulsa	20	38	1.90
12.	Eaton, Elauna - Mem	18	33	1.83
13.	Bershers, Tracey - UAB	21	36	1.71
	Blasigh, Vittoria - USF	21	36	1.71
15.	Hearp, Jayla - ECU	20	30	1.50
	De Leon Negrón, Nina - UTSA	18	27	1.50

AROUND THE AMERICAN



CONFERENCE INDIVIDUAL LEADERS CONT.



Blocked Shots

	Player	G	No.	AVG
1.	Periman, Hadley - Tulsa	17	30	1.76
2.	Hanna, Dyllan - Tulane	16	28	1.75
3.	Jenkins, Jordyn - UTSA	19	25	1.32
4.	Rivera, Anissa - Temple	19	23	1.21
5.	Kelly, Jayla - CLT	19	22	1.16
6.	Walsh, Maddie - UAB	21	23	1.10
7.	Tucker, Rayne - UAB	17	18	1.06
8.	Lampkin, Tommisha - UNT	19	20	1.05
9.	Johnson, Aniyah - UNT	20	21	1.05
10.	Mputu, L'or - USF	21	22	1.05
11.	Ndour, Aicha - WSU	20	20	1.00
	Wyche, Tatyana - ECU	15	15	1.00
13.	Adams, Hailey - Rice	19	18	0.95
14.	Oliver, Amaya - Temple	16	15	0.94
15.	Ngulefac, Sussy - Rice	20	18	0.90

Assist/Turnover Ratio (Minimum 3 AST/G average)

	Player	G	Ast.	T/O	Ratio
1.	Taylor, Tristen - Temple	19	75	32	2.34
2.	Dembele, Mama - USF	21	101	50	2.02
3.	De Leon Negron, Nina - UTSA	18	94	47	2.00
4.	Love, Sidney - UTSA	18	72	39	1.85
5.	Ingram, Stefanie - FAU	21	105	62	1.69
6.	Whittington, Kyren - Tulane	19	61	44	1.39
7.	Armstead, Journey - UAB	21	101	75	1.35
8.	Hardaway, Ereauna - UNT	20	61	49	1.24
9.	Green, Kay Kay - CLT	19	57	53	1.08
10.	Sneed, Kendall - Tulane	19	77	83	0.93

Offensive Rebounds

	Player	G	No.	AVG
1.	Udo, Idara - UTSA	19	62	3.26
2.	Mputu, L'or - USF	21	68	3.24
3.	Brito, Carla - USF	21	64	3.05
4.	Lampkin, Tommisha - UNT	19	57	3.00
	Smith, Alasia - Mem	18	54	3.00
6.	Joyner, Amiya - ECU	20	56	2.80
7.	Wyche, Tatyana - ECU	15	39	2.60
8.	Jenks, Ta'Ziah - FAU	21	52	2.48
9.	Tucker, Rayne - UAB	17	40	2.35
10.	Molina, Jaleesa - Temple	19	42	2.21
11.	Jenkins, Jordyn - UTSA	19	41	2.16
	Mabry, Amira - Tulane	19	41	2.16
13.	Ngulefac, Sussy - Rice	20	43	2.15
14.	Johnson, Aniyah - UNT	20	42	2.10
15.	Weathersby, Jade - UAB	21	44	2.10

Defensive Rebounds

	Player	G	No.	AVG
1.	Weathersby, Jade - UAB	21	153	7.29
2.	Periman, Hadley - Tulsa	17	112	6.59
3.	Smith, Alasia - Mem	18	108	6.00
4.	Adams, Hailey - Rice	19	112	5.89
5.	Lampkin, Tommisha - UNT	19	111	5.84
6.	Joyner, Amiya - ECU	20	112	5.60
7.	Jenkins, Jordyn - UTSA	19	97	5.11
8.	Pittman, Sherese - Tulane	19	95	5.00
9.	Brito, Carla - USF	21	96	4.57
10.	Rivera, Anissa - Temple	19	77	4.05
	Molina, Jaleesa - Temple	19	77	4.05
12.	Mabry, Amira - Tulane	19	76	4.00
	Sneed, Kendall - Tulane	19	76	4.00
14.	De Leon Negron, Nina - UTSA	18	71	3.94
15.	Hanna, Dyllan - Tulane	16	63	3.94

AROUND THE AMERICAN



CONFERENCE INDIVIDUAL LEADERS CONT.



Minutes Played

	Player	G	No.	AVG
1.	Walsh, Maddie - UAB	21	747	35.59
2.	Boler, Tilly - Mem	18	619	34.38
3.	Keenan, Victoria - Tulane	19	637	33.50
4.	East, Tiarra - Temple	19	629	33.13
5.	Perry, Mya - FAU	21	683	32.51
6.	Love, Sidney - UTSA	18	577	32.05
7.	Pittman, Sherese - Tulane	19	597	31.44
8.	Crawford, Delanie - Tulsa	20	624	31.19
9.	Moore, Jada - FAU	21	649	30.90
10.	Lampkin, Tommisha - UNT	19	587	30.87
11.	Hardaway, Ereauna - UNT	20	616	30.78
12.	Brito, Carla - USF	21	645	30.72
13.	De Leon Negron, Nina - UTSA	18	552	30.67
14.	Jenkins, Jordyn - UTSA	19	578	30.45
15.	Deck, Kyla - UNT	16	487	30.42

Team Identification

Team	Team ID
Charlotte	CLT
East Carolina	ECU
Fla. Atlantic	FAU
Memphis	Mem
North Texas	UNT
Rice	Rice
South Fla.	USF
Temple	Temple
Tulane	Tulane
Tulsa	Tulsa
UAB	UAB
UTSA	UTSA
Wichita St.	WSU

AROUND THE AMERICAN



CONFERENCE TEAM GAME HIGHS



POINTS	100		Wichita St. at CSU Bakersfield (12/18/2024)
	97		Temple at UAB (12/29/2024)
FIELD GOALS MADE	39		Wichita St. at CSU Bakersfield (12/18/2024)
	38		Tulane at Fla. Atlantic (12/29/2024)
FIELD GOAL ATTEMPTS	78		Tulane vs Northern Ariz. (N) (11/30/2024)
	78		Memphis vs Murray St. (11/23/2024)
FIELD GOAL PERCENTAGE	.620	(31-50)	East Carolina at Hampton (12/12/2024)
	.613	(38-62)	Tulane at Fla. Atlantic (12/29/2024)
3 PT FG MADE	16		UAB vs Southern Miss. (12/01/2024)
	15		UAB at Illinois St. (12/20/2024)
3 PT FG ATTEMPTS	36		Rice at Louisiana (12/07/2024)
	35		UAB at Wichita St. (01/25/2025)
	35		UAB at Illinois St. (12/20/2024)
	35		Tulsa vs Chicago St. (11/27/2024)
3 PT FG PERCENTAGE	.625	(10-16)	Fla. Atlantic at FIU (11/23/2024)
	.619	(13-21)	Tulane at Fla. Atlantic (12/29/2024)
FREE THROWS MADE	27		Memphis vs Mississippi Val. (11/04/2024)
	24		North Texas vs Tennessee St. (12/04/2024)
	24		North Texas vs Alcorn (11/04/2024)
FREE THROW ATTEMPTS	39		Memphis vs Mississippi Val. (11/04/2024)
	36		North Texas vs Alcorn (11/04/2024)
FREE THROW PERCENTAGE	1.000	(10-10)	Tulsa vs Chicago St. (11/27/2024)
	1.000	(9-9)	South Fla. vs Temple (01/04/2025)
	1.000	(4-4)	UAB at Auburn (12/08/2024)
	1.000	(3-3)	South Fla. vs Vanderbilt (11/14/2024)
REBOUNDS	64		Fla. Atlantic vs Temple (01/08/2025)
	58		East Carolina at Old Dominion (12/15/2024)
ASSISTS	25		Tulsa vs Kansas City (12/15/2024)
	24		Tulane at Fla. Atlantic (12/29/2024)
	24		UAB vs Southern Miss. (12/01/2024)
	24		UAB vs Mississippi Val. (11/16/2024)
	24		Tulane vs Grambling (11/16/2024)
STEALS	23		South Fla. vs Northwestern St. (12/17/2024)
	21		Tulsa vs East Carolina (12/29/2024)
BLOCKED SHOTS	11		North Texas vs Rice (01/15/2025)
	10		Rice vs Memphis (01/12/2025)
	10		East Carolina vs Tulane (01/11/2025)
TURNOVERS	34		East Carolina at Tulsa (12/29/2024)
	30		Tulsa vs Grambling (12/05/2024)
FOULS	31		Memphis vs Murray St. (11/23/2024)
	31		Tulsa at Missouri St. (11/10/2024)

NINA DE LEON NEGRON FUELING UTSA WOMEN'S BASKETBALL'S HISTORIC START

By: Sean Cartell / UTSA Athletics

Relentless.

To capture the essence of Nina De Leon Negron, one need only reference the single, meaningful word tattooed in script on her right arm. She added the ink this past May after committing to the UTSA women's basketball program as a graduate transfer.

"It's to remind me that you can do anything you set your mind to," she said. "It's motivation."

De Leon Negron, a graduate transfer from UIW and the first Puerto Rican-born UTSA women's basketball player, is now the engine that's driving the Roadrunners' historic 7-1 start to the 2024-25 season, the second-best record over the first eight games in program annals. The 5-foot-6 point guard ranks in the top-25 nationally in assist-to-turnover ratio (+2.92) and is providing significant leadership to one of the most talented teams in UTSA history.

"She has some really cool qualities about herself that you don't hardly even see anymore," UTSA's fourth-year head coach Karen Aston said. "She was a wonderful gift – for our program, but also for our players. They understood that we really needed someone like her. They get to be around someone who has super confidence in herself and great leadership skills."

Teammate Jordyn Jenkins, a preseason favorite for the American Athletic Conference Player of the Year honor, believes that De Leon Negron brings the basketball and leadership traits that the team needs to reach its collective goals.

"She's brought a seriousness that we wish we would have had earlier," Jenkins said. "She works really hard and is always in the gym. She is the point guard who is going to assist and facilitate, but she's also going to shoot the three, so she gives opposing defenses a really good challenge."

De Leon Negron grew up in San Juan, the daughter of Angel and Denise, both of whom played collegiate volleyball in Puerto Rico. She was so drawn to basketball at an early age that Angel entered her into a basketball club called Las Vaqueras de Bayamon.

"I kind of got into it because every time I would see a ball, I would try to bounce it and dribble it," De Leon Negron said. "My dad said 'We should take her to a club.'"

De Leon Negron always knew she would play collegiate sports, like her parents, but never envisioned she would have the opportunity to compete at the Division I level in the United States. Added exposure from playing for the Puerto Rican National Team at the Centrobasket U17 Women's Championship – De Leon Negron averaged 15.0 points per game and 5.0 assists per game during that event – ended up changing the course of her athletic career.

She came on the radar of Laura Harper, the coach of Monteverde Academy, a college preparatory school in the greater Orlando area that is well known for its basketball prowess. De Leon Negron was offered an opportunity to attend and compete for the school in her senior year of high school.

"Once I got the call to move to Orlando, I thought, 'If I have the opportunity, why not do it?'" she said. "I have so many Puerto Rican friends that would love to have the opportunity and, since I had it, I thought, why not? At first it was hard and I felt homesick. I just kept saying that I wanted to make my family proud. The sacrifice has been worth it."

It was during the experience at Monteverde that De Leon Negron began considering the possibility of playing high-level basketball in the United States.

"It had never been a dream because I didn't think I could do it," she said. "I was just thinking that I was going to go to a college in Puerto Rico. But once I moved to the United States my senior year, I was like, I think I can achieve that."

De Leon Negron played her first two collegiate seasons at Austin Peay in Clarksville, Tenn. As a sophomore, she led her squad and ranked fourth in the Ohio Valley Conference with 111 assists on the year. De Leon Negron ranked among the top-60 players nationally with a +1.95 assist-to-turnover ratio, and helped lead the Governors to a postseason appearance in the Women's Basketball Invitational.

She arrived in San Antonio in the fall of 2022 as a transfer to the University of the Incarnate Word. In two years there, she totaled 201 assists and charted six 20-plus-point performances. She was the Southland Conference Newcomer of the Year as a junior in 2022-23 and was a First-Team All-Southland Conference selection as a senior last season.

In her first season with the Cardinals, De Leon Negron turned in one of her best collegiate performances against UTSA, scoring 25 points. She made an immediate impression on Aston, who would later recruit her as a graduate transfer.

"She came on our radar because she kicked our tail two years ago," Aston said. "We played against them and she just wore us out. You could really tell how competitive she was. We didn't really have a grasp on her other qualities, but we knew her competitive spirit and we knew that she could contribute in that manner. We also knew she could shoot the 3 and thought it would help us to have another perimeter player that could stretch the floor."

De Leon Negron didn't enter the graduate transfer process with any preconceptions about where she might play next. She knew countryman Jhivvan Jackson, UTSA men's basketball's all-time scoring leader, and he had told De Leon Negron about the school.

She thought her history of success against UTSA might be a barrier to her moving across town to play for the Roadrunners. What she found was quite the opposite; the candor of the UTSA coaching staff was a difference-maker in De Leon Negron's decision-making process.

"I loved the coaches," she said. "Once I got here and saw what the coaches were telling me, it felt like family, it didn't really feel like business. The coaches told me the truth and I knew that they were telling me the truth. I knew that Coach Aston's intentions were real and that's kind of hard to find."

Leadership is perhaps the trait that De Leon Negron has been most counted upon to bring to her new team. Joining a team as a fifth-year player and immediately taking the lead can be a challenge for even the most confident players, but De Leon Negron has handled it with grace.

"It's probably what indicates who she is best of all," Aston said. "That she was able to walk in here and blend so quickly with the group. I think it has just been a tribute to her personality and her skillset as a human being. She understands relationships. She literally came in here with the understanding and the concept of getting to know everybody and who they are, and she didn't force herself or her personality on anybody. She has been accepted by the whole group."

De Leon Negron admits that the situation was somewhat intimidating to enter, but the support of her coaches and, particularly, her teammates has made her transition nearly seamless.

"The first month was a struggle," De Leon Negron said. "I had to prove myself. But I feel like it would have been like that at every single school that I could have gone to. The coaches just gave me that freedom since the moment that I walked in here. Coach would kind of say, 'We brought Nina here because we needed a leader.' The girls allowed me to do that. They started listening and there was never a problem with it."

She perfectly navigated what could have been a challenging relationship with junior Sidney Love, a hometown favorite from nearby Cibolo who was one of Aston's first recruits. Love's commitment to UTSA early in her head coach's tenure provided an early indicator to other top area players that the Roadrunners were taking big strides to become an elite program. Many of the talented student-athletes on UTSA's current roster soon followed with their commitments to the program.

The Roadrunners have relied on Love, who came to the program as a point guard, to start since her freshman season of 2022-23. She had to quickly learn how to be an NCAA Division I floor general from the very beginning of her collegiate career. Love has moved to the shooting guard position with De Leon Negron earning the starting nod at point guard. What could have been an awkward situation has turned into a strong relationship.

"Sidney really had to learn her own way of doing things without having a role model," Aston said. "I had some anxiety about bringing someone else in here with a now-three-year starter, but it has been really fun to see her relationship with Sidney and how they've meshed together. I think that Sid really looks up to her and has shown her a different way to be. And that's super cool."

The bond between De Leon Negron and Love has given the Roadrunners a dynamic backcourt that has been central to their success. Both players rank among the top-60 nationally in assists per game and are both equally threatening to opponents as scorers.

"We go into the film room with coach every single week and we watch point guard film," De Leon Negron said. "Sidney has been starting since she was a freshman so she had to be a leader because she had no other choice. When you're a freshman, that's hard."

From the outside, it also might seem unexpected that De Leon Negron has built a strong relationship with Jenkins, the 2022-23 Conference USA Player of the Year, whose name is synonymous with the program and brings definite star power to the roster after transferring from USC in 2022. It is a tribute to the humility and dedication of both players, as well as their shared goals for the program.

"Nina and I have really good chemistry," Jenkins said. "I feel like a lot of people wouldn't have expected it because she's new. Her love and care for the game allows us to have that chemistry because we're on the same page."

De Leon Negron credits the closeness of her team for helping make her transition that much smoother.

"We hang out a lot outside of basketball," she said. "We're in each other's apartments and we're always talking. Nine times out of 10, we're talking about basketball and the team."

As if destiny and reality are on the same track for De Leon Negron, she is constantly finding indications that things are falling perfectly into place for her.

For the first time in her collegiate career, she had the opportunity to play at home in front of her family when the Roadrunners traveled to San Juan to play in the Puerto Rico Clasico over Thanksgiving.

“Who would have thought?” De Leon Negron wondered aloud. “I don’t think I’ve ever felt a better feeling than what I felt at that first game when I saw my family there. It was amazing; I hadn’t felt that in years.”

In a pair of wins during her homecoming, De Leon Negron averaged 9.5 points per game, 6.0 assists per game and 5.5 rebounds per game. Her coach was equally delighted for her player to get to experience the moment with family.

“That was one of the coolest experiences I’ve had as a coach,” Aston said. “Mainly because of the fact that it wasn’t pre-planned. For that to play out the way that it did, for her to decide to come here and to be able to see her show everybody in our program her surroundings was really cool. You could tell that she was proud to be able to see her family and she got to spend Thanksgiving with them, which she probably hasn’t done since she first left home.”

Over the years, De Leon Negron has modeled her game after two prominent Puerto Rican basketball players who have played at the highest level – former Dallas Mavericks player and Puerto Rican national team member J.J. Barea and former Atlanta Dream and University of Texas player Carla Cortijo. Cortijo was recruited and mentored by Aston, who was an assistant with the Longhorns at the time.

De Leon Negron’s passion for the game of basketball is palpable and she hopes to continue playing professionally once her time at UTSA has concluded.

“If I keep playing how I’ve been playing, I think that I would really like to [play professionally],” she said. “I know for sure that I would like to play in Puerto Rico but, if I ever get the opportunity to go overseas, I might just go ahead and take it.”

De Leon Negron earned her bachelor’s degree at UIW, where she was a member of the Dean’s List, and is currently pursuing a graduate certificate in health from UTSA’s College for Health, Community and Policy.

Regardless of when the ball stops bouncing for De Leon Negron, she never plans to be far from the game. She looks to pursue a career in coaching, a desire that has only been increased since she began playing for Aston.

De Leon Negron has built a strong bond with Associate Head Coach Jamie Carey, who was an All-Big 12 Conference point guard at Texas, where she was recently inducted into the Athletics Hall of Fame, and led the Longhorns to the 2003 NCAA Final Four. Aston, who was an assistant at Texas during Carey’s playing days, sees many of Carey’s best attributes in De Leon Negron.

“Nina puts everybody before herself and Jamie has that type of personality too,” Aston said. “Jamie’s a little more serious and Nina can be super bubbly at times. She has really helped our team change its personality because she balances out the seriousness of Jamie and I. I think she’s a real benefit in that manner. Her desire to study the game, to pick the brains of the people that she’s playing for, and then to get to know her teammates and what they need from her is very similar to Jamie. Those are all the point guard qualities that you’re looking for.”

Carey has become a pivotal mentor for De Leon Negron, guiding her to pursue her passion as both a point guard and, in the future, as a coach.

“Coach Jamie and I have had so many conversations about basketball and, every time, she’s like, ‘You need to be a coach.’” De Leon Negron said. “She helps me a lot. I feel like we see the game the same way.”

For now, De Leon Negron is focused on helping the Roadrunners be the best team they can be on a daily basis. She won’t allow herself to get caught up in the statistics or the accolades or the wins. She embraces the process of being great.

“We’ve been working so hard and Coach keeps talking about stacking wins,” De Leon Negron said. “Even when we win, we don’t see it as we’ve won so many in a row, we just see it as another game. It’s just another step to reaching the goal. We can’t get too high or too low, we need to keep it neutral. That’s how I see it. That’s what championship teams do.”

And while she’s careful not to look too far ahead, De Leon Negron believes that this UTSA team has the potential to be one of the best in program history.

“We have a really talented team,” she said. “Everyone is talented in their own way. I say we can get to wherever we set our mind to. I really believe it.”

FOCUSED ON FAMILY: UTSA WOMEN'S BASKETBALL'S IDARA UDO*By: Sean Cartell / UTSA Athletics*

SAN ANTONIO – Family has always been the most important thing in Idara Udo's life.

A native of Plano, Texas, Udo is a first-generation American as her parents Ituru Inim and Efrung Udo immigrated from Nigeria in their late 20s. She takes great pride in both her Nigerian heritage and in the opportunities afforded to her.

"The chance to represent my parents and represent the sacrifices they made for me is something that I'll forever hold close to my heart," Udo said. "All in all, I just want to make them proud and take advantage of the opportunities that they didn't have growing up."

Udo's UTSA family is equally as important to her and was the main reason she chose to join the Roadrunners.

"I think if you ask everybody on our team why they came here, it would just be the feeling," she said. "It's a feeling of trust within the coaching staff and within Coach Aston. You know you're going to be taken care of when you come here. You know that Coach has faith in you and, if you work hard, she's going to reward the hard work."

* * * * *

Basketball, to Udo, has always been something she has done for fun, even as she has established herself as one of the top post players in the American Athletic Conference.

Growing up in Plano, Udo's mother was looking for activities for Idara and her sister, Sema, to participate in. For Udo, now 6-foot-1, basketball just made sense.

"My mom put my little sister in gymnastics, but gymnastics was just not for me the way I was built, so she decided to put me in basketball. She signed me up for a rec league and that's how I started playing."

Udo excelled both in academics and basketball as a prep player at Plano East Senior High, a program rich in girls basketball tradition. She helped lead her team to two district championships and was a First-Team All-District selection each of her last three years, and was an Academic All-District honoree. Udo scored more than 1,000 career points for the Panthers and was the District Defensive Player of the Year in her sophomore and senior campaigns.

By a turn of fate, Udo came on Karen Aston's radar early. Aston, who had been hired as UTSA's head coach in April 2021, was recruiting another player at Plano East, when Udo caught her eye.

"I saw Idara a year younger than what we would usually target someone, but I just thought that she had a lot of potential at the time I saw her and I thought she would fit our style," Aston said. "That's what you look for – someone who is not going to have a dramatic transition in style of play. And then you take it from there and you work on development."

Udo possesses two of the most important qualities that Aston – who has, for decades, been known as one of the nation's top recruiters – looks for in a prospective student-athlete. Most importantly for any player, she has what Aston terms a "high motor," an intangible inner drive that she can spot as soon as she sees it. Udo also came from a winning high school program, an experience that teaches a player the importance of collective team success, not just individual accolades.

"You look at Idara, she's smart and she has a high motor," Aston said. "Sometimes kids at her position don't get to move in a lot of space and, when they come out of high school, they have to figure out how to rev their motor up. She already came with that. She played in a high school program that's very used to winning. It's a big key for me to bring in kids who are used to winning and have that cultural mindset."

Playing college basketball wasn't something that Udo had ever really considered until she started to get looks from Division I programs, especially UTSA. She wasn't caught up in the recruiting process as some players can be. She's always just been a player who loves basketball.

"I didn't really feel like that was an attainable possibility," Udo said. "I had no idea probably up until the summer of my junior year when I started getting offers. Up until that point, I was playing basketball for fun just to have something to do and just because I was kind of good at it."

* * * * *

It didn't take long upon her arrival at UTSA for Udo to make an impact on her team. By the third game of her collegiate career, she had cracked the starting lineup and finished her rookie campaign with 22 starts, averaging 7.4 points per game, 5.9 rebounds per game and 25 total blocked shots.

Playing in the post alongside former standout and current Director of Basketball Operations Elyssa Coleman gave Udo a crash in being successful at the collegiate level.

"She had a lot of responsibility last year because Jordyn [Jenkins] was out, so it escalated her growth," Aston said. "She had a wonderful

experience playing with Elyssa and I think it helped her grow.”

Much like the opportunity to play college basketball was unexpected for Udo, so too was the big role that she played on her team as a freshman. What wasn’t a surprise was that she immediately stepped up to the challenge.

“I had no idea that my freshman year was going to go the way it did or that I was going to have such an impact for my team,” she said. “I put in a lot of work in the gym. Our coaching staff had a lot of faith in me and I had faith in myself. As I trusted in my work, I gained confidence.”

One of the most memorable moments of the 2023-24 season for Udo, and for the team, came last January at the Convocation Center in a game against American Athletic Conference-leading Charlotte.

Udo missed a turn-around jumper at the end of regulation that would have given the Roadrunners the win. In the first overtime, she hit two clutch free throws with nine seconds left to seemingly clinch the victory, but the 49ers hit a buzzer-beating shot to tie the game. With 1.8 seconds remaining in double overtime, Udo connected on a put-back to secure the 81-80 win for UTSA. She raced over to the sideline and lifted Aston in the air in celebration. Udo finished that game with 26 points, nine rebounds and three blocks.

“To this day, that is probably my favorite moment at UTSA,” Udo said. “It was just crazy, especially as a freshman. I had a really good game and then I had two other opportunities to win the game before that, so it was just a special moment to be able to seal the win. I picked Coach up and all my teammates jumped on me. We deserved to win that game and I feel like I helped us do that.”

Udo’s impressive rookie season drew national attention and, in the current landscape of college athletics, she could have sought opportunities to play for other programs. But Udo’s roots are cemented in San Antonio with the Roadrunners.

“Even though I may have had the opportunity, it never really crossed my mind,” she said. “I love it here. I love our coaching staff. I think we have a really elite coaching staff and a really elite team. I love San Antonio. Coach and the coaching staff have done nothing but put their trust in me, so I’m just here to make them proud.”

* * * * *

If her first year and a half as a college basketball player are any indication, Udo has a long future ahead of her in the game. But when the ball stops bouncing, it should come as no surprise that she aspires to work in a career field focused on helping others.

Udo is majoring in medical humanities within the College of Liberal and Fine Arts. She long considered a career in nursing, but is since exploring the possibility of pursuing a career in sports medicine.

“Since I’ve been part of college athletics, I’ve been really interested in sports medicine and it’s been crossing my mind a lot,” she said. “I definitely still want to be in the medical field, but if possible, I want to do something like sports medicine or sports physical therapy, maybe helping rehab injured athletes.”

As long as she can remember, Udo has been focused on the medical field, inspired by her mother’s lengthy career as a nurse.

“I’ve never really been interested in anything else,” Udo said. “I always watched the medical shows. My mom’s been a nurse for over 20 years, so that’s another big factor that influences me. It’s just something that I feel like I’ve been called to do. I feel like I was meant to be in the medical field. I really love basketball, so if I can combine working in the medical field along with sports, that would be really fun for me.”

* * * * *

Udo considers every member of the UTSA women’s basketball program to be her family. But that will take on even more meaning next season when her younger sister, Sema, joins the team.

“Honestly, it’s a dream come true,” Udo said. “I’m extremely excited to have my little sister with me, especially going through college basketball. There are going to be a lot of ups and downs for her coming into college and I’m just glad I can be here with her and kind of guide her since I have a head start on the process.”

Sema Udo has been a two-time First-Team All-District selection at Plano East Senior High and has been named her team’s Most Valuable Player each of the last two seasons. Aston is looking forward to having both Udo sisters take the court for her team next year.

“I’m super excited about that,” Aston said. “I kind of see the same things in Sema that I saw in Idara. They both have fun-loving personalities and they’re competitive. Sema is a different type of player. She’s more of a three or four as she’s built. Obviously, it will be a learning curve for her to get to the level that we play at, but I’m excited about her future.”

For Idara Udo, it’s not just the addition of a sibling on her team, but a chance to welcome her closest friend to the program she loves so much.

“My whole life, she’s just been my best friend,” Idara Udo said. “Through thick and then, through everything we’ve been through, she’s my favorite person. I’m just excited that I get to play college basketball with my favorite person.”

Thirteen games into the 2024-25 season, Udo has helped lead the charge in what the Roadrunners will be a historic campaign. She has started all 13 contests, averaging 7.2 points per game and 5.8 rebounds per game. Udo has scored in double figures on four occasions this year and continues to work hard to expand her game.

"I feel like I've gained versatility from last season to this season," she said. "I think I'm taking more outside shots and I've attempted a few threes this year, as well. I think I've improved on my defense in terms of my defensive IQ. I'm more comfortable doing more stuff besides just being a low post."

While Aston is pleased by Udo's continual development and commitment, she still sees much more potential in her standout sophomore.

"She's pretty serious about what she does," Aston said. "She's one of those who takes prep seriously and takes the scout seriously. That's kind of unique for a kid her age. Normally, it's probably another year from now before they really understand game plans and all of that. But I still think her ceiling is super high. She's got a lot more that she'll get from being in the gym on a daily basis."

Just like her teammates, Udo isn't motivated by individual accomplishments. She's focused on helping her UTSA team reach new heights.

"I think that our team has endless possibility and endless potential," Udo said. "I think this year's team has a different mindset - a hungry mindset with unfinished business. Even though our program made history last year, we knew we could have gone further."

"I'm really excited to see how far we go this year because I know that everybody on our team has put in the work and I think we're going to get rewarded for the work that we've put in. That's our mindset this year - yes, we know we can go far, but let's do more."

Udo has been on the forefront of pushing UTSA to its historic start. With Wednesday's win against Charlotte, this year's Roadrunners have now matched the best start in school history with the 1985-86 team. Countless milestones have already been achieved with more to come.

"It's kind of hard to wrap your mind around it," Udo said. "I think it's incredible. I didn't really know much about UTSA's history when I came here, but it was very evident to me when I first started playing that we were going to have the opportunity to make history. It's special to put work in and grow a program and make a program proud, because that's something no one can take away from you. It's something you'll be a part of for the rest of your life."

Through the lens with which Udo views every aspect of her life, she believes that the biggest key to the Roadrunners' record-breaking success will be their family-like bond.

"Family, to me, is everything," Udo said. "Not only blood family, but the family I've created coming to UTSA, on and off the court. Our team is a big family and my teammates are like sisters. That reflects on the court. Our chemistry that we've built throughout these years shows on the court. Family is the way to everything. I just love all my family - my UTSA family and my family at home."

###

DEFENSIVE DOG: UTSA WOMEN'S BASKETBALL'S MAYA LINTON*By: Sean Cartell / UTSA Athletics*

SAN ANTONIO – Two defining moments have made Maya Linton the basketball player that she is today.

The first took place during the summer before her senior year of high school. It was a time in her life that UTSA's junior guard from Duncanville, Texas, will never forget.

"All we did was defensive drills, defensive drills, defensive drills," Linton said. "It put it in my mind that you've got to be a dog on defense. I just had fun with it – all the nitty gritty. That's where I got it from."

Linton came from a storied girls basketball program at Duncanville High School, which has won 12 state titles in its illustrious history. She was familiar with Pantherette greats Tiffany Jackson, Empress Davenport and Ariel Atkins, all of whom played for UTSA head coach Karen Aston at the University of Texas. Atkins, who was the seventh overall pick in the 2018 WNBA Draft, has been a five-time WNBA All-Defensive Team member with the Washington Mystics. It was part of what drew Linton to UTSA.

"I always heard that [Aston] loves the dogs," Linton said. "You have to do all the dirty work and be able to run through a brick wall. If that's my role on the team, I'm going to do it to the best of my ability."

As a high school player, Linton possessed all of the intangible qualities that Aston looks for in prospective student-athletes.

"I look for players that have a high motor, I'm not necessarily looking for the most skilled players in the world," Aston said. "I think we have great coaches who are more than willing to get in the gym with players and help them improve in the areas they need to, but you can't teach motor. You can't teach competitive spirit. And you can't teach a winning attitude. Maya has the tools. She's really putting a lot of time in, but I think she's also embracing what her special gifts are."

Growing up in Fort Worth, Texas, Linton first hit the hardwood in third grade, but there was another sport that had her heart even before she started kindergarten.

"My first love was football," Linton said. "I played football when I was little – flag football and tackle football. That's probably why I'm so aggressive, because I really got it from football."

She played football through the fourth grade, but Linton was also game for any sport that came her way, including volleyball and track & field. There was a common theme that crossed all of the sports she played in her youth.

"Just being coachable," Linton said. "I've been through all of these sports and there are different techniques. The whole time, the thing you have to be is coachable and you have to be motivated."

The second defining moment in Linton's basketball career came this past fall and it was a result of that willingness to be coachable.

Linton approached Jamie Carey, UTSA's associate head coach who was the starting point guard on Texas' 2003 NCAA Final Four team and played four seasons in the WNBA, asking for help to become a better player.

"I came up to her one day and I was like, 'Coach, you've got to make me into a guard.'"

Carey agreed to put in extra work with Linton, but insisted on a strong commitment from her pupil.

"I said, 'Yeah, we can work out. But here's the deal – it's every day,' Carey said. "I told her, 'It's time to get committed to being a guard. You can't do it every once and a while.'"

Since that time, Carey has put Linton through a one-on-one workout nearly every day at 7:15 a.m.

"She gets up in the morning and works," Carey said. "Our relationship has grown a ton this year. I think any time you show up for each other at 7 o'clock in the morning, whether it's been good or bad, you learn a lot about each other. We've grown to trust each other and share a little bit more about our lives. To be honest, that's why I coach – to form relationships like that. I'm really proud of her and the progress that she's made."

Linton's growth can be matched only by her unselfishness. She's often tasked with guarding the opposing team's best player and charged with focusing primarily on defense. They're assignments that, even when executed well, don't often appear on Linton's individual stat line.

"I take it personally that Coach trusts me to guard this person," she said. "It's my job to stop them from scoring. Coach thinks I can do this

and I'm going to do it."

And while the numbers may not show up next to Linton's name, Carey believes there are numerous ways that Linton's stifling defensive presence contributes to UTSA's collective success.

"What Maya does is that she impacts the entire stat sheet," Carey said. "She does a lot of gritty work that you have to have somebody on your team who is willing to do that. She's a ball magnet with the amount of plays she impacts, the amount of deflections she has and the number of times she gets her hands on the basketball. Those are game-changing plays. I think those hustle plays that she has given us are really, really critical in combination with the other skill sets that we have on the floor."

Just how important is it for the Roadrunners to have a player like Linton?

"I think every team you look at from a championship perspective, there is one," Carey said. "There's somebody who is okay if they don't score 20 points, but they shut down the other team's best player, they're physical and gritty, and they're willing to make plays on the ground."

Carey points to Bruce Bowen's role on three NBA Championship teams for the San Antonio Spurs and her former teammates Tai Dillard and Annissa Hastings on Texas' 2003 Big 12 Conference Championship team as examples of the importance of Linton's contributions.

"That's what Maya has committed to and it's changed her game," Carey said.

Linton's teammates have taken notice of her evolution since last season.

"Maya has been the pesky, up-in-your-grill defender since she was a freshman, but she's grown so much this past year," said Jordyn Jenkins, an early favorite for the American Athletic Conference Player of the Year accolade. "To be a starter and to be guarding the best player on the opposing team, we knew she was a defender, but it goes unnoticed sometimes. I'm grateful for Maya."

In many ways, Linton's penchant for defense is a throwback to an earlier era of basketball, but it also gives the Roadrunners an edge against their opponents.

"It's hard to find nowadays because everybody looks at social media and who scored the most points," Aston said. "But I don't think you can have a successful team for the long haul and have a chance to do special things if you don't have one or two players who are willing to give up their focus offensively to focus on a defensive game plan and embrace themselves as a defensive stopper. I can think of championship teams I've been a part of and every one of them had someone who was like, 'give me whoever they've got.'"

Faith plays a central role in Linton's life. To find peace within her busy schedule as a student-athlete, Linton regularly reads the Bible, along with a wide variety of other books, just before bedtime to quiet her mind.

Her decision to come to UTSA also involved a leap of faith. At the time, the Roadrunners had not had much recent success in women's basketball and won seven games in Aston's first season as head coach. Linton believed in Aston's vision for the future and was eager to be a part of it.

"It was definitely the coaches," Linton said. "Right when I met them all, even talking to them on the phone, I could just tell that they're really bought in, they know what I can do and they believe in me. I knew they could help me throughout the process of my four years here. With them, I could see that I could get better and better. It was just how they spoke about it."

Since arriving in the fall of 2022, Linton has been an important part of the ascent of the UTSA women's basketball program. The building process is something she has found particularly fulfilling.

"It's such a blessing, especially for the juniors here, because we've been able to see it all get built from the ground up," she said. "To be able to be a part of that, especially with an amazing group of coaches and girls, it's unbeatable for sure."

Despite last season's 18 wins, which included a trip to the Women's National Invitation Tournament and the first postseason victory in school history, Linton and the Roadrunners finished the year unfulfilled. UTSA let a game against East Carolina in the semifinals of the American Athletic Conference Tournament slip away and the 55-54 loss prevented the Roadrunners from having an opportunity to play for the league tournament title and advance to the NCAA Tournament for the first time since 2009.

"We can still feel the loss last year; it just hurt," Linton said. "We never want to feel that again. I think that drives our hunger to win and to want to make it to the NCAA Tournament. Yes, we did postseason, but we've already been there, so now we're trying to get even further."

The energy that Linton brings to all aspects of her life is contagious, but also antithetical depending on the setting. It's practically impossi-

ble to spend any time with Linton away from the court and not see her flash her trademark smile. It's equally difficult to spot a moment on the court when she's not serious about the task at hand.

"I would say I've always been a positive person off the court," Linton said. "It's kind of funny because people are like, you don't seem like you play like that. Off the court, I try to be a positive, great teammate and a good person. On the court, it's game time; you've got to be a dog."

Just as Linton is able to compartmentalize her game and not worry about contributing to an offensive highlight feed, so too is she able to focus on being a model teammate in those times when she's not playing her best.

"Even if you're not having a good game, you have to be positive and you have to be cheering," Linton said. "It's so important to lift other people up so they can step up and have the game that you're not having. I think that's something you always need to remember. It's not about you; it's a team sport. Even if you're not doing something on the court, you can always do something positive off the court with your attitude."

Linton's passion for lifting others up will translate well into her future career plans. She's a psychology major in UTSA's College for Health, Community and Policy, and aspires to one day work with kids in some capacity.

"I have two nieces and a nephew and, ever since they were born, I just fell in love with them," Linton said. "I've always wanted to work with kids."

* * * * *

There's a different feel to this year's UTSA women's basketball team and it's palpable. Linton sums it up in one word – poised.

"This year's team, especially when we get in crunch time, we just think 'stay poised, stay poised,'" she said. "In previous years, we would have sped up or freaked out. This year, we've got it. We're comfortable with each other on the court, off the court and we know each other's tendencies. We know if you're there, I'm here. We're just comfortable and it's helped us win a lot of games for sure."

Linton's poise shined through particularly bright in the team's win at Tulsa on Jan. 4. Her assignment that day was to guard Delanie Crawford, who entered the game as The American's leading scorer at 19 points per game. The Roadrunners led by just three points with 4:04 remaining. Linton's defensive prowess was on full display, holding Crawford to just 10 points, and helping UTSA earn the win.

"I thought she was the difference in the game, no question about it," Aston said. "Delanie is a wonderfully gifted offensive basketball player and Maya committed to not being concerned about anything other than making it difficult to get her shots off. It was a collective effort, but I think Maya set the tone for us defensively."

Rather than be overwhelmed by the task of guarding one of the league's best offensive players, Linton welcomed the challenge.

"Before the game, Coach told me, 'Your job today is shut down,'" Linton said. "I was like, okay, I've got you. It's a mindset. If my shots aren't falling, it can't affect me on the defensive end and that helped my performance for sure. That was my job for the game."

Early in her collegiate career, Linton was a player who had the tendency to overthink. She was hard on herself, Aston said, and, at times, expected things to come to her too fast. This season, Linton has been able to live in the moment.

"It's one play at a time and you move on to the next play," she said. "You mess up? Okay, erase it, next play. It doesn't matter. Personally, that's what has helped me so much. If you want to win the game, you're going to make mistakes, you just have to move on from it. More importantly, it's about living in the moment, going play to play and having fun."

Through 16 games this season, Linton and the Roadrunners have been having a lot of fun. They're 14-2 overall and sit atop the AAC standings with a 5-0 league mark. But they also know this is just the beginning.

"We are nowhere close to hitting our potential," Linton said. "We're not even scratching the surface yet."

#

PLAYERS LEADING UTSA WOMEN'S BASKETBALL'S HISTORIC START*By: Sean Cartell / UTSA Athletics*

SAN ANTONIO – The most successful teams in sports history share one important trait: they are all led primarily by their players rather than by their coaches. The motivation comes from within those on the court instead of being driven from the sideline.

The UTSA women's basketball team took another step forward in its impressive 2024-25 season on Saturday with a 69-51 win against Wichita State in the Convocation Center. The Roadrunners improved to 14-2 overall and 5-0 in the American Athletic Conference, extending their home winning streak to 10 games – the second-longest home win streak in program history.

UTSA, which led by 18 points at halftime and was up by 22 points midway through the third quarter, saw its advantage trimmed to nine points (46-37) at the start of the fourth quarter. The Roadrunners ran off 15 consecutive points to open the final frame and seal the victory.

"The good thing about this group is they're pretty good about self-checking in timeouts," UTSA head coach Karen Aston said. "It's not like we have to say a lot. I think our team understands when we need to reset and when we need to refocus. We can give them some things to adjust, but they talk a lot amongst themselves before we even get in the timeout, which is good. They're starting to recognize when they're not doing things well and when they need to make some changes."

Throughout the season, Aston has continually seen growth in the team's ownership and dedication to improvement.

"It speaks to the commitment that they've got right now to fix things, be better themselves and not feel like we have to fix everything for them," she said. "That's been a process this year, but it's so much better than it was a month ago. I think it will continue to get better."

UTSA's standout post player Jordyn Jenkins credits the addition of graduate transfer point guard Nina De Leon Negron and the maturity of junior guard Sidney Love for the team's internal drive.

"We have a lot more leadership than we've had in the past," Jenkins said. "Nina really takes charge of the huddles along with Sid. We are looking at coach to see what we need to run and everything, but it's been our point guards leading us. Those huddles really make us play and lock in."

The player-led approach was on full display during the Roadrunners' 15-0 run in the fourth quarter. As she was for most of the day, Jenkins was double-teamed with the ball on the low block. She executed a behind-the-back pass around her defenders to sophomore post player Idara Udo. Under stifling defensive pressure, Udo struggled to control the basketball, flying out of bounds to save the possession. Udo flipped the ball to De Leon Negron at the top of the key, who drained a three-pointer.

"I pulled a Nina on Nina," Udo joked, alluding to De Leon Negron's trademark court vision. "Jordy saw me and recognized we were getting doubled. She tried to pass it to me, but Wichita State made some adjustments, so I kind of fumbled the ball. I just tried to save it and I saw Nina in my peripheral vision and she just caught it."

For Aston, the play epitomized the evolution that she has seen in her team's self-leadership.

"We make progress every day," Aston said. "It's definitely fun for a coach when you start to see players connect without having to do it as a coach."

"Growth Steps"

In her fourth season leading the UTSA women's basketball program, Aston looks for many indicators of the program's growth in addition to the team's results in the win-loss column. Signs of increased interest in the Roadrunners are abound.

Attendance at the team's annual preseason potluck has grown exponentially since Aston's arrival prior to the 2021-22 season. Saturday was the team's Alumni Day, welcoming back players from throughout the history of the program and celebrating them with a halftime on-court recognition. Support from program alumni has continued to increase over the last several years.

"To someone on the outside, that might not look like it was a big deal," Aston said. "The amount of people that were on the court today is a big deal compared to two years ago. Alumni are a really important part of who you are when you're trying to build a program. They're proud to come back and watch their team play. That's just another small dose of growth steps and the progress we've made with this program."

Attendance at UTSA games has increased each year of Aston's tenure and Saturday's game included a special dignitary sitting courtside across from the Roadrunners' bench – Becky Hammon, head coach of the Las Vegas Aces, a six-time WNBA All-Star who played for the San Antonio Stars from 2007-14 and a former longtime assistant coach for the San Antonio Spurs.

"She has a really unique place in San Antonio history as far as basketball is concerned," Aston said. "I wanted to try to get her out here and it's important for our players to see her be willing to step outside of her busy schedule and support women's basketball in our community."

Hammon spoke to the Roadrunners in the locker room following the game. It was particularly inspiring to Jenkins, who hopes to become the first UTSA player ever to be selected in the WNBA Draft.

"We had a little chat postgame and she gave us some great advice," Jenkins said. "She talked to us a little bit about her players, which was really cool. She was just telling us how to be better players and what it's like to possibly be at the next level."

#

CONFIDENT CHEYENNE ROWE BRINGS CHAMPIONSHIP EXPERIENCE TO UTSA'S HISTORIC RUN

By: Sean Cartell / UTSA Athletics

SAN ANTONIO – When the second season of one of young Cheyenne Rowe's favorite anime wasn't available in English, she came up with a simple solution. She would learn Japanese on her own.

"I decided to teach myself Japanese so I could finish watching it," Rowe said. "The manga where the anime came from wasn't translated to English either. I would say I was in grade four."

There may be no better story that captures the essence of Rowe, UTSA's 6-foot-2 forward from Ajax, Ontario. A cerebral hard-worker with a perfectionistic streak who embraces the opportunity to do whatever is asked of her on the court, in the classroom and for her teammates.

What's Rowe's biggest focus in games? It's not taking the most shots or garnering the spotlight.

"Productivity," she said. "I may not score the most points, but I will get on the floor, I will get a rebound and I'll play defense."

Rowe, who joined the Roadrunners last season as a transfer from James Madison, has been an important contributor for UTSA, which is in the midst of a historic season at 17-2 overall and 8-0 in the American Athletic Conference.

* * * * *

Rowe has been to the destination that the Roadrunners are targeting. Playing for the Dukes as a freshman in 2022-23, she helped her team chart a 26-8 overall record, and claim a Sun Belt Conference Tournament Championship and an NCAA Tournament berth. She has used her experience to help her teammates visualize what reaching their end goal would look like.

"I always ask those questions of our team: Who's won a championship? What did it feel like? And what experience did you have?" UTSA head coach Karen Aston said. "I've asked them who has held up a trophy and who has cut down a net? It's very, very helpful for them to share their wisdom and experience. Cheyenne is definitely one of those who can spread that."

As grateful as Rowe is for the experiences she had at James Madison, the opportunity to win a championship and advance to the NCAA Tournament while at UTSA would be that much more satisfying.

"I want a ring on this team so badly. Oh, I want it so bad," Rowe said. "There's something different about the NCAA Tournament and being on a winning team is just something else. You have to put something more into every single day and that's what I learned from it. Being on this winning team with my new-found family, putting in something more every day is amazing."

What initially brought Rowe to San Antonio to play for the Roadrunners was her search for a home. She was seeking a place where her role would be defined and her possibilities endless. It didn't take long before Rowe found what she was looking for.

"When the coaches reached out to me, they were very kind," Rowe said. "They made it seem like a family and, when I got here, it was. There was nothing that was hidden. Everything was at face value and that's really what I care about. That's definitely what drew me here."

The family atmosphere has only grown since Rowe's arrival and the team's common mission, she believes, has been a driving force behind the team's success.

"It's a found family," she said. "Everyone is great. I love being on this team; we all want the same thing. We all work for it. We'll even get on the ground in practice and that is something I really admire about this team."

Aston initially recruited Rowe to fill a personnel need on her team entering the 2023-24 season, knowing that she had the potential to fit the team's style of play. In Rowe, Aston got much more than just a role player.

"When you're looking at film on people in the portal, you try to look at who you potentially see in your system," Aston said. "She had some qualities as far as post play that fit the way we play. We did know a coach in Canada who was able to give us some feedback and it was very positive. We received glowing reports on her character and her academics. I loved what Cheyenne's vision was for her own self. I knew that she had something really special in her."

* * * * *

Family has always been one of the central themes in Rowe's life.

Her parents Waine and Hilary both had played basketball and encouraged their daughter, who first got into sports as a soccer player, to try basketball when she was in the sixth grade. As she began to develop a proficiency in the sport, her parents pushed her to take it seriously.

"My father would take me out and tell me to shoot baskets before I could play video games inside," Rowe said. "My father has been a big part of my basketball career. And then my mother was always there on the sidelines, supporting me and driving me around everywhere."

Rowe said the possibility of becoming a collegiate basketball player in the United States first entered her mind as a high school freshman at Bill Crothers Secondary School. As she prepared for the next level, Rowe gained valuable experience playing for Team Ontario beginning at age 14. She was named a First-Team All-Star at the U17 Canadian National Championships in 2019.

Rowe was selected for Team Canada's U18 National Team that competed at the 2022 FIBA Women's Americas Championship, helping her country to the silver medal. It was an opportunity that she believes, to this day, benefits her as a member of the UTSA squad.

"It was really cool seeing different styles of play by the different teams internationally," Rowe said. "I think I was able to take a piece of that from every single team and bring it to my game. Also, the experience of defending all these different play styles helps me now with learning how to defend each player that I face."

Her parents have been there for her every step of the way as she's navigated each level of basketball.

"They're definitely a different set of eyes," Rowe said. "Knowing me and knowing how I'm more of a perfectionist, they'll be like, 'Okay, you did this, you can look at doing this better.' And we bounce ideas back and forth of how I need to improve."

And it's not just basketball that runs in the Rowe family. Her father, Waine, shared with her a love of reading.

"We were at a bookstore one time and he picked up a book and said, 'I think you would like this,'" Rowe said. "It was *Throne of Glass* by Sarah J. Maas. And I loved it. I love fantasy, horror, science fiction, mystery and all of those things. I read every day."

Rowe's penchant for reading is well known by her teammates. In fact, for Rowe – who lists *The Perks of Being a Wallflower* as her favorite book – UTSA's team trips provide one of the most productive reading opportunities.

"I will take one to three books with me on every trip," Rowe said. "If I bring three books with me, I'll finish at least two."

* * * * *

For a student-athlete who seemingly possesses all the tangible and intangible qualities for success, Rowe – until recently – was missing one major component: confidence.

In her first season with the Roadrunners, Rowe appeared in 30 games, averaging 2.3 points per game and 2.4 rebounds per game. Both Rowe and her coaches believe that her biggest area of growth entering the 2024-25 campaign has been the development of confidence.

"She wasn't very confident when she got here," Aston said. "To me, an essential part of why she's so much better is that we were able to show her what needed to be done to improve. We gave her the tools and she was the one who did the work. Confidence comes from work; it's hard to get around that."

As a highly intellectual individual, Rowe benefited from seeing data that supported her performance, good or bad. During the offseason, Aston and her staff keep track of a number of statistics and maintain a leaderboard of which players are making the most shots and what their shooting percentages look like. This past summer, Rowe took more shots than any of her UTSA teammates.

"Numbers make a big difference to her," Aston said. "Every week, we gave them an update on who is shooting the best and who is getting the most shots up. As cerebral as she is, that really resonated with her. She was able to equate that she wasn't going to get any better if she didn't do the work. She was able to gain confidence through her work. Slowly but surely, she is seeing the rewards through the analytical side."

Rowe credits her coaches for their individualized approach and finding a way to help her break through her confidence block. On the court this season, she has felt the impact of increased self-assurance.

"I'm a very logical person and I like stats, so my coaches would show me the stats and say, 'Hey, look at this. You're being productive. Be confident in yourself,'" Rowe said. "Now I'm looking to the basket and I'm actually making passes that I didn't think I would be able to make before. I'm more willing to do more things now."

Rowe's development, Aston says, is a result of her receptiveness to the feedback the coaching staff provided and her commitment to following the process they detailed for her. This season, Rowe has played in each of her team's 19 games, is averaging 14 minutes per game and has elevated both her scoring average (5.3 ppg) and rebounding average (3.4 rpg) from a year ago.

"She was able to take those ideas that we gave her and she ran with it," Aston said. "She took it extremely serious and was in the gym non-stop. She is a lot responsible for her own improvement."

* * * * *

Born with a natural inquisitiveness, Rowe is constantly learning but brushes off the notion that she loves being studious. She says she is driven more by the perfectionistic desire of "getting As" than she is drawn to the classroom.

Rowe is majoring in psychology and minoring in Japanese. She has read extensively about Japanese culture since first learning the language and has immersed herself in the culture as much as one can while living in America.

"I can cook any of the foods," said Rowe, who lists her favorite Japanese food as Tonkotsu Ramen. "If I was lost in Japan, I would say that I could find my way around."

Watching *Criminal Minds*, the CBS series about criminal profilers who work for the Federal Bureau of Investigation's Behavioral Analysis Unit, while growing up, Rowe was immediately drawn to the field of psychology and knew right away what path she would take following her playing career.

"Oh, that's a job?!" Rowe said recalling her initial reaction to watching *Criminal Minds*. "I thought, 'That's cool, I like that.'"

She plans a career as a psychologist and says her “big, big dream” is to be a psychologist for NASA.

“At first, I started with an interest in forensics and crimes and then branched out and realized that there’s so much more to psychology,” Rowe said.

* * * * *

In the midst of her second year at UTSA, Rowe has found the home she sought when she first transferred to the Roadrunners. In every sense of the word, it feels to her like a family, including her relationship with Aston.

“Every once in a while, I’ll just pop in her office and steal some of her snacks, so I think it’s a pretty comfortable relationship that we have,” Rowe said with a laugh.

Just like all of her teammates, Rowe has only the ultimate goal in mind. The Roadrunners are focused on winning an American Athletic Conference Championship and advancing to the NCAA Tournament. To this day, she still viscerally feels the emotions associated with UTSA’s narrow loss to East Carolina in last season’s AAC Tournament semifinals.

“I’m still mad about it,” Rowe said. “That’s the biggest fire I have in me. That’s how much I want it.”

With each game, UTSA seemingly hits a new milestone or breaks a years-old record. Still, Rowe believes that she and her teammates haven’t yet reached their peak.

“We’re not even close to where we can be,” she said. “We’re at a really good point right now, but I feel like we can go so much higher. We can build on every single game. As we have more experiences, we have more knowledge and more tenacity to want to keep going.”

#