



2025 TEXAS A&M BASEBALL NOTES

38 NCAA APPEARANCES | 26 CONFERENCE CHAMPIONSHIPS | 8 CWS APPEARANCES

GAMES 11-12 | VS. UTSA & TEXAS SOUTHERN | MARCH 4 & 5 | BLUE BELL PARK | BRYAN-COLLEGE STATION

WATCH: SECN+ | RADIO: 1150/93.7 THE ZONE | LIVE STATS: 12THMAN.COM

TWITTER: @AGGIEBASEBALL

///

INSTAGRAM: @AGGIEBASEBALL

///

FACEBOOK: /AGGIEBASEBALL

///

#GIGEM

2025 SCHEDULE/RESULTS

FEBRUARY (5-3)

14	Elon	SECN+	W, 4-2
15	Elon	SECN+	W, 16-6 (7)
16	Elon	SECN+	W, 12-6 (8)
18	McNeese	SECN+	Canceled
21	Cal Poly	SECN+	W, 6-1
22	Cal Poly	SECN+	W, 4-3
23	Cal Poly	SECN+	L, 2-3
25	Texas State	SECN+	L, 3-7
28	Arizona	% Space City	L, 2-3

MARCH (1-1)

1	vs. Oklahoma State	% Space City (Alt)	L, 0-4
2	vs. Rice	% Space City W,	14-4 (7)
4	UTSA	SECN+	6 PM
5	Texas Southern	SECN+	6 PM
7	New Mexico State	SECN+	6 PM
8	New Mexico State	SECN+	2 PM
9	New Mexico State	SECN+	1 PM
11	Prairie View A&M	SECN+	6 PM
14	Alabama	SECN+	6 PM
15	Alabama	SECN+	2 PM
16	Alabama	SECN	4 PM
18	A&M-Corpus Christi	SECN+	6 PM
20	at Vanderbilt	SECN	6 PM
21	at Vanderbilt	SECN+	6 PM
22	at Vanderbilt	SECN+	2 PM
25	HCU	SECN+	6 PM
28	Kentucky	SECN+	6 PM
29	Kentucky	SECN+	2 PM
30	Kentucky	SECN+	1 PM

APRIL (0-0)

1	UIW	SECN+	6 PM
4	at Tennessee	ESPN	6 PM
5	at Tennessee	SECN+	5 PM
6	at Tennessee	ESPN2	2 PM
8	at Sam Houston	ESPN+	6 PM
10	South Carolina	ESPN	7 PM
11	South Carolina	SECN+	6 PM
12	South Carolina	SECN+	2 PM
15	Tarleton	SECN+	6 PM
17	at Arkansas	SECN+	6:30 PM
18	at Arkansas	SECN+	6:30 PM
19	at Arkansas	SECN+	4 PM
22	Sam Houston	SECN+	6 PM
25	at Texas	SECN	7 PM
26	at Texas	ESPN2	3 PM
27	at Texas	ESPN2	3 PM
29	Lamar	SECN+	6 PM

MAY (0-0)

2	LSU	SECN+	6 PM
3	LSU	SECN+	2 PM
4	LSU	SECN+	1 PM
6	at Houston	ESPN+	6:30 PM
9	Missouri	SECN+	6 PM
10	Missouri	SECN+	2 PM
11	Missouri	SECN+	1 PM
15	at Georgia	SECN+	5 PM
16	at Georgia	SECN+	5 PM
17	at Georgia	SECN+	1 PM
20-25	SEC Tournament^		

All times are Central and subject to change

BOLD - Home game at Blue Bell Park

* - SEC Games

% - Astros Foundation College Classic - Daikin Park - Houston, Texas

^ - Hoover Metropolitan Stadium (Hoover, Ala.)



TEXAS A&M AGGIES

RANKINGS

D1: 14
BA: 11
NCBWA: 1
PG: 11
COACHES: 14
RPI: 132

2025 Record	6-4
SEC Record	0-0
Home	5-2
Away	0-0
Neutral	1-2
Streak	W1
Head Coach	Michael Earley
Season	1 st
Record at TAMU	6-4
2024 Record	53-15



UTSA / TEXAS SOUTHERN

RANKINGS

D1: NR/NR
BA: NR/NR
NCBWA: NR/NR
PG: NR/NR
COACHES: NR/NR
RPI: 137/160

2025 Record	11-3/4-8
Conference Record	0-0/0-0
Home	10-0/0-0
Away	1-3/3-6
Neutral	0-0/1-2
Streak	W10/W3
Head Coach	Patrick Hallmark/Michael Robertson
Season	6 th /17 th
Record at School	151-99/376-439
2024 Record	32-24/23-25

PROJECTED PITCHING MATCHUPS

		W-L	APP-GS	ERA	IP	SO	BB	NOTABLES
TUESDAY								
A&M	LHP Kaiden Wilson	0-0	4-0	7.71	2.1	5	1	Making his first career start
UTSA	RHP James Hubbard	1-1	2-2	2.57	7.0	8	1	
WEDNESDAY								
A&M	TBD							
TSO	TBD							

PROJECTED STARTING LINEUP

NO.	PLAYER	POS	YR	B/T	BA	HR	RBI	H	2B	3B	SB/A	NOTABLES
2	Jacob Galloway	C	Jr.	L/R	.250	1	5	5	2	0	1/2	Drew a season-high two walks on Sunday
46	Blake Binderup	1B	RSo.	R/R	.167	1	3	5	1	0	0/0	Has reached base safely in five of nine games
5	Sawyer Farr	2B	Fr.	R/R	.125	0	0	2	0	1	1/1	Logged the first triple of the season for Texas A&M against Arizona
8	Wyatt Henseler	3B	Sr.	R/R	.389	3	7	14	4	0	0/0	Riding a seven-game hitting streak
6	Kaeden Kent	SS	Jr.	L/R	.297	4	9	11	0	0	0/0	Recorded his first career multi-homer game Sunday
4	Gavin Kash	LF	Sr.	L/R	.207	1	2	6	1	0	0/0	Logged his first homer in the Maroon & White on Sunday
17	Jace LaViolette	CF	Jr.	L/L	.281	3	10	9	1	0	3/3	Has reached base safely in 35 of the last 36 games
3	Terrence Kiel II	RF	Fr.	R/R	.400	0	6	10	0	0	2/3	Tallied his first career three-hit game on Sunday
12	Hayden Schott	DH	Gr.	L/R	.189	2	10	7	0	0	0/0	Tied for the team lead with 10 RBI

LEADING OFF

The Texas A&M baseball team returns home to Olsen Field at Blue Bell Park for a 10-game homestand starting with a pair of midweeks against UTSA and Texas Southern.

The Aggies snapped a four-game slide with a 14-4 run-rule of Rice on Sunday at the Astros Foundation College Classic. The Maroon & White blasted a season-high five home runs and logged 12 hits in the win. During the four-game losing streak, Texas A&M was held to seven runs.

FACING THE ROADRUNNERS

Tuesday's contest marks the 35th meeting all-time between the Aggies and Roadrunners.

Texas A&M leads the series 24-10 and have won five of the last six against UTSA. In last season's mid-week matchup, the Maroon & White walked off the Roadrunners on a Jackson Appel solo home run.

At Blue Bell Park, the Aggies are 19-5 against UTSA.

FACING THE TIGERS

Wednesday's midweek marks the 18th meeting all-

time between Texas A&M and the Tigers.

The Aggies are a perfect 17-0 all-time against Texas Southern and claimed last season's meeting at Blue Bell Park by a final of 7-4.

MIDWEEK ARM

Texas A&M will send LHP Kaiden Wilson to the mound for Tuesday's contest against UTSA. The start will mark the first of the sophomore's career.

In 2.1 innings of work this season, the left-hander has struck out five and allowed only one walk. Wilson will face off against right-hander James Hubbard.

Wednesday's starter for the Aggies has yet to be announced.

ALL HAIL LORD TUBBINGTON

Jace LaViolette anchors a deep Texas A&M lineup after being named the Preseason National Player of the Year by Baseball America and Perfect Game.

The junior has tallied three homers, 10 RBI and 13 walks through the first 10 contests. Entering the

WEATHER FORECAST

TUESDAY, MARCH 4

6:00 PM
H: 73
L: 57



WEDNESDAY, MARCH 5

6:00 PM
H: 65
L: 47



UNIVERSITY INFORMATION

SCHOOL Texas A&M University
LOCATION Bryan-College Station, Texas
FOUNDED 1872 (opened 1876)
ENROLLMENT 79,105 (Fall '24)
CONFERENCE SEC
COLORS Maroon & White
NICKNAME Aggies
PRESIDENT General (Ret.) Mark A. Welsh III
DIRECTOR OF ATHLETICS Trev Alberts

COACHING STAFF

HEAD COACH Michael Earley
ALMA MATER Indiana '10 | Anderson '15
CAREER RECORD 6-4 (1st season)
RECORD AT A&M 6-4 (1st season)
ASSOCIATE HEAD COACH Jason Kelly (1st season)
ALMA MATER Missouri Valley '03
ASSISTANT COACH Caleb Longley (1st season)
ALMA MATER East Tennessee State '18
ASSISTANT COACH Will Fox (1st season)
ALMA MATER McNeese '18
DIR. OF BASEBALL OPERATIONS .. Jason Hutchins (27th season)
ALMA MATER Texas A&M '98
BEST TIME TO CONTACT mornings (contact SID)

TEAM INFORMATION

2024 RECORD 53-15
2024 SEC RECORD (FINISH) 19-11 (2nd West/4th Overall)
2024 POSTSEASON College World Series Finals
2024 FINAL RANKINGS
D1BASEBALL.com: 2
BASEBALL AMERICA: 2
NCBWA: 2
Perfect Game: 2
USA TODAY: 2
HOME RECORD 37-3
AWAY RECORD 9-8
NEUTRAL RECORD 7-4
RETURNERS/LOST 20/24
POSITION STARTERS RETURNING/LOST 5/4
PITCHERS RETURNING/LOST 14/11
NEWCOMERS 23
FOUR-YEAR TRANSFERS 9
JUCO TRANSFERS 2
HIGH SCHOOL 12

BLUE BELL PARK INFORMATION

NAME Olsen Field at Blue Bell Park
CAPACITY 6,100
OPENED March 21, 1978 (47th season)
renovated for 2012 season
ALL-TIME RECORD 1,252-407-5 (.754)
DIMENSIONS
LEFT/RIGHT FIELDS 330
GAPS 375
CENTER FIELD 400
FENCE HEIGHT 8 feet
SURFACE Grass (Tifway Bermuda)
TICKET OFFICE (979) 845-2311
or 1-888-99-AGGIE

TEAM HISTORY

ALL-TIME RECORD 2,919-1,624-43 (.641)
ALL-TIME CONFERENCE RECORD 1,199-875-8 (.578)
NCAA TOURNAMENT APPEARANCES 38
NCAA REGIONAL CHAMPIONSHIPS 11
NCAA SUPER REGIONAL APPEARANCES 10
COLLEGE WORLD SERIES APPEARANCES 8
CONFERENCE CHAMPIONSHIPS 24
WINNING SEASONS 96
MOST WINS 58 (1989)
30-PLUS WIN SEASONS 47
40-PLUS WIN SEASONS 26
50-PLUS WIN SEASONS 6



HITTING



.247	Avg.	.354/.304
.400 (Kiel)	Top Hitter	.509 (Lytle)/.468 (Jones)
63	Runs	122/92
10 (LaViolette)	Runs Leader	18 (Lytle)/12 (Herrera/Joubert)
77	Hits	162/116
14 (Henseler)	Hits Leader	29 (Lytle)/22 (Jones)
17	Home Runs	11/10
4 (Kent)	Home Run Leader	4 (Detlefsen)/4 (Joubert)
10 (LaViolette & Schott)	RBI Leader	24 (Detlefsen)/17 (Joubert)
49	Walks	55/64
13 (LaViolette)	Walks Leader	13 (Miller)/12 (Two Tied)
8/10	SB/Att.	19-21/23-26
3/3 (LaViolette)	SB Leader	4-4 (Lytle)/8-9 (Hughes)



PITCHING



3.28	ERA	3.96/10.94
0.55 (Prager)	Top Starter	1.17 (Myles)/7.30 (McClendon)
85.0	Innings Pitched	109.0/93.0
17.0 (Patton)	IP Leader	16.2 (Royse)/12.1 (McClendon)
31	Earned Runs	48/113
100	Strikeouts	122/59
23 (Lamkin & Patton)	Strikeout Leader	19 (Two tied)/11 (Tavarez)
35	Walks	25/74
6 (Prager)	Most Walks	5 (Two tied)/11 (Mayes)
76	Hits	99/146
14 (Lamkin)	Most Hits Allowed	15 (Orloski)/23 (Braziel)

TEXAS A&M BASEBALL MEDIA INFORMATION

INTERVIEW POLICY

All interview requests must be made through Kyle Stafford (kstafford@athletics.tamu.edu) with at least a 24-hour notice. On game days, interviews will be conducted approximately 10 minutes after the conclusion of the game and will be coordinated by the Media Relations department.

CREDENTIALS

Media and photo credentials should be requested at least two days prior to game day by contacting Kyle Stafford at kstafford@athletics.tamu.edu. Media seating is limited, so credentials will be issued according to Texas A&M and the SEC credential guidelines, which can be found at 12thMan.com/media. Admittance to media areas is limited to working media only. No children or other non-media members will be admitted to the working media areas.

PHOTO WELLS

Photo wells are located down the first and third base lines at Blue Bell Park. Space is extremely limited in these areas and are first come, first serve. Photographers must not cross the yellow line in the wells during game action and are not allowed on the playing surface. Pre and postgame, photographers are allowed to step on to the warning track but are not allowed to stand in front of the Texas A&M dugout.

MEDIA PARKING

Media parking is extremely limited and will be made available on a first-come, first-serve basis. Parking will be available by **ARRANGING IN ADVANCE ONLY** in Lot 100g, which is located on the southeast corner of Reed Arena (arena lot closest to Blue Bell Park). It is wise to arrive as early as possible to ensure obtaining a parking space. **You must contact the Media Relations office in advance** to obtain parking passes and avoid being charged to park.

RADIO

Outlets wishing to broadcast games at Blue Bell Park should contact the Media Relations office no later than one week prior to gameday.

PHOTO/VIDEO

Contact Kyle Stafford (kstafford@athletics.tamu.edu) to request high-resolution digital images or video of Texas A&M's coaches and players.

SOUTHEASTERN CONFERENCE

Ben Beaty (bbeaty@sec.org), Assistant Director of Communications, will serve as the media contact for SEC baseball. The SEC office address is 2201 Richard Arrington Boulevard North, Birmingham, AL 35203. The telephone number is (205) 458-3000. The SEC website is www.SECsports.com.

week, the left-handed slugger sits four home runs away from breaking Daylan Holt's program record of 56.

In addition to the home runs, LaViolette continues to climb the ranks for career walks as the junior sits third all-time in program history with 125.

OFFENSIVE FIREPOWER

The Aggies boast one of the most powerful lineups in all of college baseball as the position players, both returners and newcomers, combined for 155 long balls in 2024.

Wyatt Henseler and Jace LaViolette lead the power surge with 57 and 53 career homers, respectively. The duo's numbers rank first and third among active players nationally.

Henseler came to the Aggies in the offseason via Penn, where he became the Ivy League record holder for career home runs. The senior was also named the Unanimous Ivy League Player of the Year in 2024.

KINGS OF THE ZONE

In addition to their impressive left-handed rotation of Ryan Prager, Justin Lamkin and Myles Patton, the Aggies possess an excess of weapons in their bullpen.

Veterans Brad Rudis and Josh Stewart anchor the Texas A&M bullpen, while newcomer Clayton Freshcorn has been relied upon in high leverage situations through the first seven games.

Veterans Brad Rudis and Josh Stewart anchor the Texas A&M bullpen as the duo played a key role in helping the Aggies to Omaha in 2024. Rudis holds a career record of 14-0 and is coming off his best campaign that saw him finish with a 2.55 ERA. Stewart caught fire in Omaha, making four appearances and striking out 11 over nine innings of work.

In total, the Aggie staff has eight players that can top 95-plus on the radar gun.

QUARTET OF PRESEASON ALL-AMERICANS

The Maroon & White received plenty of preseason accolades including All-America honors for Gavin Grahovac, Wyatt Henseler, Jace LaViolette and Ryan Prager.

LaViolette and Prager were unanimous preseason First Team All-Americans, becoming the first Aggie duo to accomplish the feat.

Grahovac garnered preseason All-America honors from three different publications, while Henseler earned recognition from D1Baseball and the NCBWA.

SCHOTT NAMED NO. 12

Graduate Hayden Schott has been bestowed the honor of wearing No. 12 for the 2025 season.

Schott took Aggieland by storm during his first season in the Maroon & White, quickly becoming an immediate fan favorite. The Newport Beach, Calif., native's personality and on-field play has been vital to Texas A&M's success and made him an easy choice to wear No. 12 during the first year of the Michael Earley era.

Schott also brings a wealth of playing experience to the Aggie locker room as the graduate is entering his seventh season of college baseball.

AGGIES IN THE POLLS

Following a 1-3 week, the Aggies dropped to No. 2 in the NCBWA poll, No. 11 in both the Baseball America and Perfect Game polls and No. 14 in the D1Baseball and USA Today polls.

The Maroon & White opened the season as the unanimous No. 1 team for the first time in program history.

Texas A&M was the first SEC team to be named a unanimous preseason No. 1 since the 2023 LSU Tigers, who went on to claim the national title.

WINNING TRADITION

The Maroon & White posted their 18th consecutive winning season in 2024. Texas A&M has now logged a winning campaign in 62 of the last 64 seasons.

The Aggies also earned their 38th NCAA Tournament appearance in 2024, which is tied for the 11th most nationally.

RELOADING WITH THE PORTAL

Following his hire, head coach Michael Earley pieced together one of the top transfer classes in the country, highlighted by the addition of Penn transfer Wyatt Hensler.

Henseler, the 2024 unanimous Ivy League Player of the Year, owns four different Ivy League records and rewrote the Penn record book. The Maroon & White also welcomed six more Baseball America Top 100 transfers in left-hander Myles Patton, outfielder Gavin Kash, catchers Bear Harrison and Jacob Galloway, right-hander Grant Cunningham and utility man Jamal George.

BUILDING FOR THE FUTURE

While the Aggies have plenty of veteran talent on the squad, the Maroon & White also landed five of Baseball America's Top 500 Freshmen led by Sawyer Farr (No. 76) and Terrence Kiel II (No. 133).

Texas A&M also brought in right-hander Gavin Lyons, who's funky delivery could allow him to contribute right away.

PRESEASON SEC HONORS AND POLL

The Aggies enter the 2025 campaign as the favorites to win the SEC title after earning 10 of the 16 first place votes in the conference preseason poll. Tennessee was predicted to finish second, followed by Arkansas in third, LSU fourth and Florida fifth.

Texas A&M also picked up a league-high tying six All-SEC selections. Gavin Grahovac (3B), Jace LaViolette (OF), Ryan Prager (SP) and Hayden Schott (DH) represented the Aggies on the first team, while Wyatt Henseler (2B) and Caden Sorrell (OF) landed on the second team.

ROWDY CROWD

The Maroon & White have welcomed 42,184 fans into Blue Bell Park this season, which ranks seventh nationally.

LONE STAR GUNSLINGERS

The Aggies boast 18 pitchers drafted in the first 5 rounds of the MLB Draft from 2015-2024. The tally is twice as many as the closest school in Texas (TCU - 9). Texas A&M pitchers selected in the first 5 rounds include A.J. Minter (2nd - 2015), Grayson Long (3rd - 2015), Jace Vines (4th - 2016), Ryan Hendrix (5th - 2016), Mark Ecker (5th - 2016), Corbin Martin (2nd - 2017), Brigham Hill (5th - 2017), Mitchell Kilkenny (2nd - 2018), Nolan Hoffman (5th - 2018), John Doxakis (2nd - 2019), Kasey Kalich (4th - 2019), Asa Lacy (1st - 2020), Christian Roa (2nd -2020), Dustin Saenz (4th - 2021), Bryce Miller (4th - 2021), Nathan Dettmer (5th - 2023), Chris Cortez (2nd - 2024) and Ryan Prager (3rd - 2024).

PITCHERS SELECTED IN ROUNDS 1-5 AMONG TEXAS SCHOOLS (2015-23)		
1.	Texas A&M	18
2.	TCU	9
3.	Dallas Baptist	8
4.	Texas	5

AGGIES IN THE PROS

The Aggies have a rich tradition of producing professional talent as 64 former players have went on to play in the MLB. Currently, Texas A&M has 13 players on Spring Training rosters in Chris Cortez (Angels), Brandyn Garcia (Mariners), Michael Helman (Cardinals), Nolan Hoffman (Rangers), Stephen Kolek (Padres), Corbin Martin (Orioles), Bryce Miller (Mariners), A.J. Minter (Mets), Braden Montgomery (White Sox), Christian Roa (Marlins), Braden Shew-make (Yankees), Ross Stripling (Royals) and Michael Wacha (Royals).

AGGIE PRESEASON HONORS

GAVIN GRAHOVAC

- Golden Spikes Award Preseason Watch List
- Preseason All-America Second Team (D1Baseball)
- Preseason All-America Second Team (NCBWA)
- Preseason All-America Third Team (Perfect Game)
- Preseason First Team All-SEC

WYATT HENSELER

- Bobby Bragan National Collegiate Slugger Award Watch List
- Preseason All-America Second Team (D1Baseball)
- Preseason All-America Second Team (NCBWA)
- Preseason Second Team All-SEC

JACE LAVIOLETTE

- Golden Spikes Award Preseason Watch List
- Bobby Bragan National Collegiate Slugger Award Watch List
- Preseason Player of the Year (Baseball America)
- Preseason Player of the Year (Perfect Game)
- Preseason SEC Player of the Year (Baseball America)
- Preseason SEC Player of the Year (Perfect Game)
- Preseason All-America First Team (Baseball America)
- Preseason All-America First Team (D1Baseball)
- Preseason All-America First Team (NCBWA)
- Preseason All-America First Team (Perfect Game)
- Preseason First Team All-SEC
- Preseason All-SEC (Perfect Game)
- No. 1 Collegiate Prospect (MLB Pipeline)
- No. 2 Overall Prospect for the 2025 MLB Draft (MLB Pipeline)

RYAN PRAGER

- Golden Spikes Award Preseason Watch List
- Preseason All-America First Team (Baseball America)
- Preseason All-America First Team (D1Baseball)
- Preseason All-America First Team (NCBWA)
- Preseason All-America First Team (Perfect Game)
- Preseason SEC Pitcher of the Year (D1Baseball)
- Preseason First Team All-SEC
- Preseason All-SEC (Perfect Game)
- No. 70 Overall Prospect for the 2025 MLB Draft (MLB Pipeline)

HAYDEN SCHOTT

- Preseason First Team All-SEC

CADEN SORRELL

- Preseason Second Team All-SEC

SERIES HISTORY

UTSA (24-10)
Home 19-5 | Away 4-5 | Neutral/Unknown 1-0

PREVIOUS 10 MEETINGS (8-2)

Date	Location	Result	A&M	Opp
4/9/24	Home	W	6	5
4/11/23	Home	L	1	5
3/24/15	Away	W	11	1
6/1/13	Neutral	W	6	1
4/2/13	Home	W	11	4
4/3/12	Home	W	4	3
3/3/11	Away	L	2	3
4/6/10	Home	W	14	5
3/31/09	Home	W	16	6
3/25/08	Away	W	5	4

Texas Southern (17-0)
Home 17-0 | Away 0-0 | Neutral/Unknown 0-0

PREVIOUS 10 MEETINGS (10-0)

Date	Location	Result	A&M	Opp
3/6/24	Home	W	7	4
4/20/21	Home	W	9	4
5/29/15	Home	W	5	0
3/5/14	Home	W	6	0
2/20/13	Home	W	7	1
2/6/07	Home	W	9	1
4/20/05	Home	W	8	0
6/5/04	Home	W	12	1
4/14/93	Home	W	12	2
3/26/91	Home	W	15	0

2025 TEXAS A&M AGGIE BASEBALL ROSTER

NO.	NAME	POS.	CL	HT.	WT.	B/T	HOMETOWN / HIGH SCHOOL / PEVIOUS SCHOOL
1	Jamal George	UTIL	Jr.	5-11	185	R/R	Trujillo, P.R. / International Baseball Academy / Alabama State
2	Jacob Galloway	C	Jr.	5-9	180	L/R	Camarillo, Calif. / Harvard Westlake / USC
3	Terrence Kiel II	INF/OF	Fr.	6-1	185	R/R	Atlanta, Ga. / Pace Academy
4	Gavin Kash	INF/OF	Sr.	6-3	215	L/R	Sour Lake, Texas / Monsignor Kelly Catholic / Texas Tech
5	Sawyer Farr	INF	Fr.	6-4	190	S/R	Fort Worth, Texas / Boswell
6	Kaeden Kent	INF	Jr.	6-2	200	L/R	Austin, Texas / Lake Travis
8	Wyatt Henseler	INF	Sr.	6-1	215	R/R	Emmaus, Penn. / Emmaus / Penn
9	Gavin Grahovac	INF/OF	So.	6-2	220	R/R	Orange, Calif. / Villa Park
10	Ben Royo	INF	Jr.	6-2	200	R/R	Corpus Christi, Texas / Veterans / Rice
12	Hayden Schott	OF	Gr.	6-2	220	L/R	Newport Beach, Calif. / Culver Military Academy / Columbia
13	Caden Sorrell	OF	So.	6-3	205	L/L	Highland Village, Texas / Flower Mound Marcus
14	Isaac Morton	RHP	So.	6-3	190	R/R	Blaine, Minn. / Spring Lake Park
15	Matt Bergevin	INF	Sr.	6-4	250	R/R	Tempe, Ariz. / Marcos De Niza / Fairfield
16	Bear Harrison	C	So.	6-3	230	R/R	Danville, Calif. / De La Salle / Saint Mary's
17	Jace LaViolette	OF	Jr.	6-6	230	L/L	Katy, Texas / Tompkins
18	Ryan Prager	LHP	R-Jr.	6-3	200	L/L	Dallas, Texas / Hillcrest
19	Troy Wansing	LHP	R-Jr.	6-4	225	L/L	Kansas City, Mo. / Staley HS / Purdue
20	Aiden Sims	RHP	Fr.	6-2	180	L/R	Forney, Texas / Forney
21	Weston Moss	RHP	So.	6-4	190	R/R	Spring, Texas / Montgomery Lake Creek
23	Myles Patton	LHP	Jr.	6-3	205	L/L	Long Beach, Calif. / Millikan / Long Beach State
25	Clayton Freshcorn	RHP	So.	6-0	180	R/R	Waller, Texas / Waller / McLennan College
27	Gavin Lyons	RHP	Fr.	6-3	200	R/R	Guilford, Conn. / Hamden Hall
28	Caden McCoy	LHP	Fr.	6-3	220	R/L	Bloomington, Ind. / Bloomington North
30	Kaiden Wilson	LHP	So.	6-2	200	L/L	Raymore, Mo. / Raymore-Peculiar
31	Grant Cunningham	RHP	Jr.	6-3	225	R/R	Seattle, Wash. / Seattle Prep / Washington
32	Brad Rudis	RHP	Sr.	6-0	195	R/R	Madisonville, Texas / Madisonville
33	Justin Lamkin	LHP	Jr.	6-4	210	R/R	Corpus Christi, Texas / Calallen
34	Josh Stewart	RHP	Sr.	6-2	195	R/R	Georgetown, Texas / St. Dominic Savio Catholic HS / Texas
35	Sam Erickson	OF	Fr.	6-1	215	R/L	Flower Mound, Texas / Flower Mound
37	Ty Baker	RHP	R-Fr.	6-4	230	R/R	Houston, Texas / Second Baptist Academy
38	Shane Sdao	LHP	Jr.	6-2	170	L/L	Montgomery, Texas / Lake Creek HS
39	Houston Tomlinson	RHP	Fr.	6-1	180	R/R	Spring, Texas / Grand Oaks
40	Blayne Lyne	RHP	Fr.	6-6	205	R/R	Corpus Christi, Texas / London
41	Jackson Brasseux	LHP	R-Fr.	6-1	190	L/L	Paris, Texas / North Lamar
44	Luke Jackson	RHP	R-So.	6-2	190	R/R	Austin, Texas / Lake Travis
45	Nathan Tobin	OF	Fr.	5-11	190	L/R	Haslet, Texas / VR Eaton
46	Blake Binderup	INF	R-So.	6-6	230	R/R	College Station, Texas / College Station
47	Hayden Crites	C	Fr.	6-0	200	S/R	Bridgeport, Texas / Bridgeport
48	Marco Jones	INF/OF	Fr.	6-5	245	R/R	Dublin, Calif / San Ramon Valley
49	Austin Vargas	LHP	R-Fr.	6-8	235	L/L	Brookshire, Texas / Fulshear
51	Rylan Hill	LHP	Fr.	6-3	200	L/L	Bryan, Texas / Bryan
62	Peyton Smith	RHP	Jr.	6-4	225	R/R	Springfield, Tenn. / East Robertson / Dallas Baptist
99	Kyrin LeBlanc	RHP	Jr.	6-3	215	R/R	St. Martinville, La. / St. Martinville Senior / Cisco College

NO.	NAME	YR. AT A&M
11	Michael Earley	Head Coach
43	Jason Kelly	Associate Head Coach
77	Caleb Longley	Assistant Coach
0	Will Fox	Assistant Coach
66	Troy Claunch	Graduate Assistant
24	Jason Hutchins	Director of Baseball Operations
22	Jace Hutchins	Director of Program & Pitching Development
	Jack Mahala	Director of Player Development & Analytics
	Kalie Swain	Senior Associate Athletic Trainer
	Jeremy McMillan	Head Strength & Conditioning Coach
	Roman Gomez	Assistant Strength & Conditoning Coach

ROSTER BREAKDOWN

CATCHERS

NO.	NAME
2	Jacob Galloway
16	Bear Harrison
47	Hayden Crites

INFIELDRS

NO.	NAME
1	Jamal George
3	Terrence Kiel II
4	Gavin Kash
5	Sawyer Farr
6	Kaeden Kent
8	Wyatt Henseler
9	Gavin Grahovac
10	Ben Royo
15	Matt Bergevin
46	Blake Binderup
48	Marco Jones

OUTFIELDERS

NO.	NAME
3	Terrence Kiel II
4	Gavin Kash
9	Gavin Grahovac
12	Hayden Schott
13	Caden Sorrell
17	Jace LaViolette
35	Sam Erickson
45	Nathan Tobin
48	Marco Jones

UTILITY

NO.	NAME
1	Jamal George

RIGHT-HANDERS


NO.	NAME
14	Isaac Morton
20	Aiden Sims
21	Weston Moss
25	Clayton Freshcorn
27	Gavin Lyons
31	Grant Cunningham
32	Brad Rudis
34	Josh Stewart
37	Ty Baker
39	Houston Tomlinson
40	Blayne Lyne
44	Luke Jackson
62	Peyton Smith
99	Kyrin LeBlanc

LEFT-HANDERS

NO.	NAME
18	Ryan Prager
19	Troy Wansing
23	Myles Patton
28	Caden McCoy
30	Kaiden Wilson
33	Justin Lamkin
38	Shane Sdao
41	Jackson Brasseux
49	Austin Vargas
51	Rylan Hill

PRONUNCIATION GUIDE

NAME			
#1 Jamal George	Ya-mal	#32 Brad Rudis	Rude-iss
#4 Terrance Kiel	Kill	#38 Shane Sdao	Suh-DAY-oh
#6 Kaeden Kent	K-den	#40 Blayne Lyne	Line
#9 Gavin Grahovac	Gra-HO-vac	#41 Jackson Brasseux	Brew-SO
#12 Hayden Schott	Shot	#46 Blake Binderup	Bender-UP
#13 Caden Sorrell	Sur-rell	#52 Hayden Crites	Cry-tes
#15 Matt Bergevin	BUR-juh-vin		
#17 Jace LaViolette	LAHV-yuh-let		
#18 Ryan Prager	PRAY-gur		
#19 Troy Wansing	Wan-sing		



MICHAEL EARLEY

**HEAD COACH
INDIANA 10
ANDERSON 15**

**1ST SEASON
AT TEXAS A&M
6-4**

11

Michael Earley, former Texas A&M hitting coach, has been named the 21st head baseball coach at Texas A&M by Director of Athletics Trev Alberts.

"I am happy to announce that Michael Earley has been hired as our new Aggie baseball head coach," Director of Athletics Trev Alberts said. "Michael is a very talented coach and recruiter, but what stood out to me was his character and the relationships he has built with his current and former players. During our interview process he was really impressive. I think it helps that he knows our current roster, which finished second in the country, and he also knows Aggieland and the 12th Man. I am excited about the future of Aggie baseball. Please help me welcome home Michael and his family back to Aggieland."

"My family and I couldn't be more excited for this opportunity," said Earley. "Thank you, General Welsh and Trev Alberts for putting your trust in me. Being a part of this University and this program are a dream come true. I will not let you down. See you in Omaha!"

Earley served as the hitting coach for the Aggies for the past three seasons, helping the squad to two College World Series appearances and a national runner-up finish in 2024. In his tenure, Earley developed Texas A&M into one of the most powerful and potent offenses in the SEC. In 2024, the Maroon & White set program records for home runs with 136 and walks with a nation-leading 422.

In his three seasons, the Aggies have belted 306 homers, logged 704 extra-base hits and drawn 1,178 walks.

"Michael Earley is talented, hard-working, and absolutely committed to Aggie baseball," President Mark A. Welsh III said. "Not a bad combination when you consider the huge support he has from his players. Add in the street cred he enjoys across collegiate baseball as a position coach, hitting coach and recruiter, and you realize we now have a budding superstar leading Aggie baseball. I'd like to thank Trev Alberts for the hard work leading to this hire. I'd also like to thank our incredible Aggie baseball players for contributing to this search in such a respectful and impactful way. Finally, welcome home Coach Earley. We're all behind you."

Under Earley's guidance in 2024, the trio of Braden Montgomery, Gavin Grahovac and Jace LaViolette became the first group of teammates in program history to each surpass 20 home runs in a single season. LaViolette also became the first player in Texas A&M history to record back-to-back seasons with 20 or more homers.

The Aggies also had four offensive standouts earn All-America honors under Earley's teachings in 2024, including Grahovac, LaViolette, Montgomery and Jackson Appel. Grahovac also set a new Texas A&M freshman record for homers with 23, surpassing fellow team LaViolette, who set the previous mark in 2023.

During his tenure with the Maroon & White, five position players have been drafted with more expected to be taken in the 2024 MLB Draft.

In 2023 he helped direct LaViolette to a breakout freshman campaign with the lefty leading the team with 63 RBI and 18 stolen bases on his way to multiple freshman All-America honors. LaViolette, along with the rest of the Aggie offense, was even better in SEC play where they finished second in runs scored (208) and third in both on-base percentage (.391) and RBI (190) within the league.

In 2022, his first year in Aggieland, the Aggies ranked second in the SEC in batting average (.289) and third in on-base percentage (.398). In the 30-game league schedule, the Aggies topped the SEC in batting average (.290), runs (233), RBI (215) and on-base percentage (.398). The Maroon & White's 2022 slash of .289/.398/.469 was a stark upgrade from 2021's .260/.363/.417. Along the way, Earley molded Dylan Rock into an All-America outfielder and MLB eighth-round draft pick.

four as the hitting coach on Tracy Smith's staff where he built a reputation for developing hitters with his most notable work being the rise of Spencer Torkelson to the No. 1 overall draft pick in the 2020 MLB Draft. Undrafted out of high school, Torkelson was selected by the Detroit Tigers. He was the first third baseman to be selected first overall since Pat Burrell in 1998 and just the fifth third baseman to be selected first overall in MLB Draft history. It marked the first time a college position player went from being undrafted out of high school to the No. 1 overall pick since Nebraska outfielder Darin Erstad in 1995.

"I would not be where I am at today without Coach Earley," Torkelson said. "He is the definition of a winner. His hard work and dedication to the game of baseball is contagious."

In the 2020 MLB Draft, four of Earley's hitters were selected as Arizona State was the only school in the country to boast five players chosen in the shortened, five-round draft. The list included Torkelson, Alike Williams (37th overall – Tampa Bay Rays), Trevor Hauver (99th overall – New York Yankees) and Gage Workman (102nd overall – Detroit Tigers).

Under Earley's guidance, Hunter Bishop and Torkelson earned unanimous All-America recognition in 2019, forming one of the most potent offensive duos in college baseball over the last decade. The pair were semifinalist for the Golden Spikes Award and Dick Howser Trophy.

Arizona State led the nation in home runs during the 2019 regular season, clubbing 92 dingers. The Sun Devils were the NCAA statistical champion in home runs per game, sporting a 1.65 clip. Arizona State finished the 2019 campaign with 94 homers, easily eclipsing the Pac-12 record for the BBCOR era, surpassing Oregon State's 67 in 2018. The Sun Devils were the first Power 5 school in the BBCOR era to have multiple payers hit the 20-HR mark with 23 by Torkelson and 22 by Bishop. The Sun Devils batted .310 in 2019, to rank 10th in the nation. They also ranked 17th in the nation in on-base percentage (.398).

Earley made an immediate impact in Tempe. Arizona State improved in every offensive statistical category from 2017-18. In 2018, the team clubbed 50 home runs after hitting 38 in 2017. The team's overall batting average also climbed 20 points to .290, second in the Pac-12 behind 2018 NCAA champion Oregon State. In regular-season action, the Sun Devils ranked second in slugging percentage (.446), hits (549), batting average (.290) and total bases (843).

Earley was an All-Big Ten performer at Indiana University. In 2010, he batted .352 with 13 home runs and was the only player in the conference to rack up double-digits in home runs and stolen bases. He was selected by the Chicago White Sox in the 29th round of the 2010 MLB Draft. He played six seasons in the White Sox organization, reaching the Triple-A level with the Charlotte Knights. He wrapped up his professional career with the Southern Illinois Miners in the independent Frontier League in 2015. He was selected to four All-Star teams during his pro career and was named to the Southern Illinois All-Decade Team.

Earley is married to his wife, Lisa, and together they have a son, Marshall, and two daughters, Mia and Madison.

THE EARLEY FILE

NAME Michael Earley
HOMETOWN Anderson, Ind.
WIFE Lisa Earley
CHILDREN son, Marshall, daughters, Mia and Madison
ALMA MATER Anderson, 2015
..... Master of Business Administration
..... Indiana, 2010
..... Bachelor's Degree in General Studies

COACHING CAREER

2017-21 Arizona State (Assistant Coach)
2021-24 Texas A&M (Assistant Coach)
2025- Texas A&M (Head Coach)

YEAR-BY-YEAR RECORD

	CONFERENCE RECORD	PCT.	OVERALL RECORD	PCT.
2025 - TAMU	-	-	6-4	.600
TOTAL	-	-	6-4	.600

Prior to Texas A&M, Earley spent five seasons at Arizona State, including

2025 SEC STANDINGS

Team	SEC	Pct.	Gms Back	Overall	Pct.
Alabama	0-0	.000	--	12-0	1.000
Oklahoma	0-0	.000	--	11-0	1.000
Tennessee	0-0	.000	--	11-0	1.000
Georgia	0-0	.000	--	13-1	.929
Auburn	0-0	.000	--	11-1	.917
Florida	0-0	.000	--	11-1	.917
LSU	0-0	.000	--	11-1	.917
Arkansas	0-0	.000	--	10-1	.909
Ole Miss	0-0	.000	--	10-1	.909
Kentucky	0-0	.000	--	9-1	.900
Texas	0-0	.000	--	9-1	.900
South Carolina	0-0	.000	--	9-3	.750
Vanderbilt	0-0	.000	--	9-3	.750
Mississippi State	0-0	.000	--	7-4	.636
Texas A&M	0-0	.000	--	6-4	.600
Missouri	0-0	.000	--	6-6	.500

AGGIES IN THE POLLS

	D1B	PG	BA	USAT	NCBWA
Preseason	1	1	1	1	1
Feb 17	1	1	1	-	1
Feb 24	1	1	1	2	1
March 3	14	11	11	14	2
March 10					
March 17					
March 24					
March 31					
April 7					
April 14					
April 21					
April 28					
May 5					
May 12					
May 19					
May 26					
June 2					
June 9					
FINAL					

NATIONAL RANKINGS



- LSU
- Tennessee
- Arkansas
- North Carolina
- Georgia
- Florida State
- Florida
- Oregon State
- Virginia
- Oregon
- Clemson
- Texas
- Oklahoma
- 14. Texas A&M**
- Wake Forest
- UCSB
- Ole Miss
- Vanderbilt
- Troy
- Southern Miss
- DBU
- Auburn
- Alabama
- Coastal Carolina
- Oklahoma State



- Tennessee
- 2. Texas A&M**
- North Carolina
- LSU
- Florida State
- Arkansas
- Florida
- Georgia
- Oregon State
- Clemson
- Wake Forest
- Vanderbilt
- Virginia
- Oregon
- Texas
- Mississippi State
- DBU
- UCSB
- Oklahoma
- Troy
- TCU
- West Virginia
- Alabama
- Southern Miss
- NC State



- Tennessee
- LSU
- Arkansas
- Florida State
- Clemson
- Florida
- North Carolina
- Virginia
- Georgia
- Oklahoma
- 11. Texas A&M**
- Texas
- Oregon State
- Oklahoma State
- Oregon
- Wake Forest
- Vanderbilt
- UC Irvine
- Ole Miss
- Alabama
- DBU
- Mississippi State
- Kentucky
- Southern Miss
- UCSB



- Tennessee
- LSU
- Arkansas
- North Carolina
- Florida State
- Florida
- Georgia
- Clemson
- Texas
- Oregon State
- Virginia
- Oklahoma
- Oregon
- 14. Texas A&M**
- UCSB
- Wake Forest
- Alabama
- Vanderbilt
- Ole Miss
- Auburn
- Troy
- Southern Miss
- DBU
- West Virginia
- UC Irvine



- Tennessee
- LSU
- Georgia
- Clemson
- Florida State
- Texas
- North Carolina
- Florida
- Virginia
- Arkansas
- 11. Texas A&M**
- Oklahoma
- Oregon State
- Oregon
- Coastal Carolina
- West Virginia
- Vanderbilt
- DBU
- Wake Forest
- Auburn
- Arizona
- UCSB
- Alabama
- Troy
- Southern Miss

2025 SEC PLAYERS OF THE WEEKS

WEEK 1
PLAYER:
Brody Donay - Florida

PITCHER:
Luke Harrison - Texas

CO-FRESHMEN:
Terrence Kiel II - Texas A&M
Adrian Rodriguez - Texas

WEEK 2
CO-PLAYER:
Weliwa Aloy - Arkansas
Will Hodo - Alabama

PITCHER:
Kyson Witherspoon - Oklahoma

CO-FRESHMAN:
Brendan Lawson - Florida
Bub Terrell - Auburn

WEEK 3
PLAYER:
Gavin Kilen - Tennessee

PITCHER:
Aidan King - Florida

FRESHMAN:
Casan Evan - LSU
Chris Rember - Auburn

WEEK 4
PLAYER:

PITCHER:

FRESHMAN:

WEEK 5
PLAYER:

PITCHER:

FRESHMAN:

WEEK 6
PLAYER:

PITCHER:

FRESHMAN:

WEEK 7
PLAYER:

PITCHER:

FRESHMAN:

WEEK 8
PLAYER:

PITCHER:

FRESHMAN:

WEEK 9
PLAYER:

PITCHER:

FRESHMAN:

WEEK 10
PLAYER:

PITCHER:

FRESHMAN:

WEEK 11
PLAYER:

PITCHER:

FRESHMAN:

WEEK 12
PLAYER:

PITCHER:

FRESHMAN:

WEEK 13
PLAYER:

PITCHER:

FRESHMAN:

WEEK 14
PLAYER:

PITCHER:

FRESHMAN:

OVERALL STATS



2025 Texas A&M Baseball Overall Statistics for Texas A&M (as of Mar 02, 2025) (All games Sorted by Batting avg)



Record: 6-4 Home: 5-2 Away: 0-0 Neutral: 1-2 SEC: 0-0

Player	avg	gp-gs	ab	r	h	2b	3b	hr	rbi	tb	slg%	bb	hp	so	gdp	ob%	sf	sh	sb-att	po	a	e	fld%
3 Terrence Kiel II	.400	10-8	25	6	10	0	0	0	6	10	.400	4	1	3	1	.500	0	0	2-3	13	2	0	1.000
8 Wyatt Henseler	.389	10-10	36	8	14	4	0	3	7	27	.750	1	6	5	2	.477	1	0	0-0	6	15	1	.955
6 Kaeden Kent	.297	10-10	37	8	11	0	0	4	9	23	.622	5	0	5	0	.381	0	0	0-0	19	22	2	.953
17 Jace LaViolette	.281	10-10	32	10	9	1	0	3	10	19	.594	13	1	14	0	.500	0	0	3-3	26	1	0	1.000
4 Gavin Kash	.207	9-9	29	6	6	1	0	1	2	10	.345	6	0	7	0	.343	0	0	0-0	9	1	1	.909
12 Hayden Schott	.189	10-9	37	3	7	0	0	2	10	13	.351	3	0	13	0	.250	0	0	0-0	0	0	0	.000
46 Blake Binderup	.167	9-9	30	5	5	1	0	1	3	9	.300	4	1	8	1	.286	0	0	0-0	50	2	3	.945

1 Jamal George	.286	4-2	7	2	2	1	0	0	1	3	.429	2	0	4	0	.444	0	0	0-0	10	0	0	1.000
2 Jacob Galloway	.250	7-6	20	3	5	2	0	1	5	10	.500	3	0	1	0	.348	0	0	1-2	59	1	1	.984
9 Gavin Grahovac	.227	6-6	22	7	5	1	0	2	6	12	.545	1	3	6	0	.346	0	0	1-1	2	4	3	.667
5 Sawyer Farr	.125	6-4	16	3	2	0	1	0	0	4	.250	2	1	8	0	.263	0	0	1-1	8	6	0	1.000
15 Matt Bergevin	.125	4-2	8	0	1	0	0	0	0	1	.125	1	0	2	0	.222	0	0	0-0	8	1	0	1.000
16 Bear Harrison	.000	4-4	9	2	0	0	0	0	0	0	.000	4	0	4	0	.308	0	0	0-0	42	1	0	1.000
35 Sam Erickson	.000	1-1	3	0	0	0	0	0	0	0	.000	0	0	2	0	.000	0	0	0-0	2	0	0	1.000
10 Ben Royo	.000	2-0	1	0	0	0	0	0	0	0	.000	0	0	0	0	.000	0	0	0-0	0	0	0	.000
Totals	.247	10	312	63	77	11	1	17	59	141	.452	49	13	82	4	.371	1	0	8-10	255	71	15	.956
Opponents	.238	10	320	39	76	12	1	6	33	108	.338	35	16	100	5	.340	2	6	10-13	240	55	7	.977

LOB - Team (72), Opp (86). DPs turned - Team (6), Opp (4). CI - Team (1), GALLOWAY 1.

(All games Sorted by Earned run avg)

Player	era	w-l	app	gs	cg	sho	sv	ip	h	r	er	bb	so	2b	3b	hr	b/avg	wp	hp	bk	sfa	sha
18 Ryan Prager	0.55	1-0	3	3	0	0/0	0	16.1	8	1	1	6	20	0	0	1	.140	1	1	0	0	0
23 Myles Patton	2.12	2-0	3	3	0	0/0	0	17.0	12	4	4	2	23	4	0	1	.200	0	2	1	0	3
33 Justin Lamkin	2.70	0-1	3	3	0	0/0	0	16.2	14	8	5	5	23	1	1	1	.219	1	1	0	1	1

21 Weston Moss	0.00	1-0	5	0	0	0/0	0	5.2	5	1	0	4	2	0	0	0	.250	0	1	0	0	0
31 Grant Cunningham	0.00	0-0	1	0	0	0/0	0	1.2	0	0	0	2	1	0	0	0	.000	0	1	0	0	0
40 Blayne Lyne	0.00	0-0	1	0	0	0/0	0	0.1	0	0	0	1	0	0	0	0	.000	0	0	0	0	0
34 Josh Stewart	0.00	0-0	1	0	0	0/0	0	0.0	1	1	0	0	0	0	0	0	1.000	1	0	0	0	0
32 Brad Rudis	1.35	0-0	5	0	0	0/0	0	6.2	3	1	1	3	4	0	0	0	.143	0	2	0	0	1
44 Luke Jackson	3.18	0-0	4	0	0	0/0	1	5.2	6	3	2	2	8	1	0	0	.261	0	2	0	0	0
14 Isaac Morton	3.38	1-0	2	0	0	0/0	0	2.2	3	1	1	3	4	0	0	0	.273	0	2	0	0	0
20 Aiden Sims	4.50	0-0	1	1	0	0/0	0	2.0	2	1	1	0	3	1	0	1	.286	0	1	0	0	0
25 Clayton Freshcorn	6.00	1-2	5	0	0	0/0	1	6.0	9	5	4	1	4	1	0	1	.346	1	0	0	1	1
30 Kaiden Wilson	7.71	0-0	4	0	0	0/0	0	2.1	5	2	2	1	5	3	0	0	.500	0	1	0	0	0
28 Caden McCoy	40.50	0-1	1	0	0	0/0	0	0.2	2	3	3	1	1	0	0	1	.500	0	0	0	0	0
37 Ty Baker	40.50	0-0	1	0	0	0/0	0	0.2	3	3	3	2	1	1	0	0	.600	1	0	0	0	0
62 Peyton Smith	54.00	0-0	3	0	0	0/0	0	0.2	3	5	4	2	1	0	0	0	.600	1	2	0	0	0
Totals	3.28	6-4	10	10	0	0/0	2	85.0	76	39	31	35	100	12	1	6	.238	6	16	1	2	6
Opponents	6.64	4-6	10	10	0	1/1	0	80.0	77	63	59	49	82	11	1	17	.247	6	13	0	1	0

PB - Team (1), GALLOWAY 1, Opp (2). Pickoffs - Team (1), PRAGER 1.

2025 RESULTS

A&M																		
Date	Opposing team	Score	R	H	E	LOB	R	H	E	LOB	Inn	Overall	SEC	Pitcher of record	Attend	Time	Temp	Rk
Feb. 14	ELON	4-2	4	5	2	9	2	5	1	8	9	1-0	0-0	Weston Moss	8013	3:14	51	1
Feb. 15	ELON	16-6	16	14	3	6	6	10	2	9	7	2-0	0-0	Isaac Morton	6740	2:59	64	1
Feb. 16	ELON	12-6	12	10	0	7	6	11	0	9	8	3-0	0-0	Myles Patton	5853	2:58	50	1
Feb. 18	MCNEESE (Canceled)																	
Feb. 21	CAL POLY	6-1	6	9	2	11	1	7	1	12	9	4-0	0-0	Ryan Prager	4922	3:11	38	1
Feb. 22	CAL POLY	4-3	4	6	2	6	3	5	0	9	9	5-0	0-0	Clayton Freshcorn	5411	3:16	40	1
Feb. 23	CAL POLY	2-3	2	5	2	4	3	6	0	5	9	5-1	0-0	Clayton Freshcorn	5315	2:33	53	1
Feb. 25	TEXAS STATE	3-7	3	7	0	9	7	9	0	13	9	5-2	0-0	Caden McCoy	5930	3:24	70	1
Feb. 28	vs. Arizona%	2-3	2	5	0	9	3	8	1	8	9	5-3	0-0	Clayton Freshcorn	11,502	3:03	73	1
March 1	vs. Oklahoma State%	0-4	0	4	4	6	4	8	1	7	9	5-4	0-0	Justin Lamkin	16,226	2:31	72	1
March 2	vs. Rice%	14-4	14	12	0	5	4	7	1	6	7	6-4	0-0	Myles Patton	9,439	2:36	72	1
March 4	UTSA																	
March 5	TEXAS SOUTHERN																	
March 7	NEW MEXICO STATE																	
March 8	NEW MEXICO STATE																	
March 9	NEW MEXICO STATE																	
March 11	PRAIRIE VIEW A&M																	
March 14	ALABAMA*																	
March 15	ALABAMA*																	
March 16	ALABAMA*																	
March 18	A&M-Corpus Christi																	
March 20	at Vanderbilt*																	
March 21	at Vanderbilt*																	
March 22	at Vanderbilt*																	
March 25	HCU																	
March 28	KENTUCKY*																	
March 29	KENTUCKY*																	
March 30	KENTUCKY*																	
April 1	UIW																	
April 4	at Tennessee*																	
April 5	at Tennessee*																	
April 6	at Tennessee*																	
April 8	at Sam Houston																	
April 10	SOUTH CAROLINA*																	
April 11	SOUTH CAROLINA*																	
April 12	SOUTH CAROLINA*																	
April 15	TARLETON																	
April 17	at Arkansas*																	
April 18	at Arkansas*																	
April 19	at Arkansas*																	
April 22	SAM HOUSTON																	
April 25	at Texas*																	
April 26	at Texas*																	
April 27	at Texas*																	
April 29	LAMAR																	
May 2	LSU*																	
May 3	LSU*																	
May 4	LSU*																	
May 6	at Houston																	
May 9	MISSOURI*																	
May 10	MISSOURI*																	
May 11	MISSOURI*																	
May 15	at Georgia*																	
May 16	at Georgia*																	
May 17	at Georgia*																	

* - SEC game
% - Astros Foundation College Classic - Daikin Park - Houston, Texas
^ - SEC Tournament - Hoover Metropolitan Stadium - Hoover, Ala.

	1	2	3	4	5	6	7	8	9	ex	total
TEXAS A&M	8	0	8	5	18	15	7	1	1	0	63
OPPONENTS	5	2	7	2	6	6	4	1	6	0	39

TEXAS A&M W-L BREAKDOWN

Overall.....	6-4	Scored in 1st Inning.....	3-1	Out-hit opponent.....	4-0	Mondays.....	0-0	Longest winning streak.....	5
Conference.....	0-0	Opp. Scored in 1st Inning.....	2-1	Out-hit by opponent.....	1-4	Tuesdays.....	0-1	Longest losing streak.....	4
Non-Conference.....	6-4	Scores First.....	2-2	Hits are tied.....	1-0	Wednesdays.....	0-0	Total Home Attendance.....	42,184
NCAA Postseason.....	0-0	Opp. Scores First.....	4-2	Hit 0 home runs.....	1-2	Thursdays.....	0-0	Home Avg. (7 dates).....	6,026
Home.....	5-2	Scoring 6+ runs.....	4-0	Hit 1 home run.....	2-1	Fridays.....	2-1	Total Away Attendance.....	37,167
Away.....	0-0	Opp. Scores 6+ runs.....	2-1	Hit 2+ home runs.....	3-1	Saturdays.....	2-1	Away Avg. (3 dates).....	12,389
Neutral.....	1-2	Leading after 6.....	5-2	Opp. hits 0 home runs.....	5-0	Sundays.....	2-1	Total Attendance.....	79,351
Day.....	4-1	Trailing after 6.....	0-2	Opp. hit 1 home run.....	1-3	February.....	5-3	Total Avg. (10 dates).....	7,935
Night.....	2-3	Tied after 6.....	1-0	Opp. hits 2+ home runs.....	0-1	March.....	1-1		
vs Left starter.....	1-2	Leading after 7.....	4-2	vs top 25.....	0-0	April.....	0-0		
vs Right starter.....	5-2	Trailing after 7.....	0-2	vs top 10.....	0-0	May.....	0-0		
1-Run Games.....	1-2	Tied after 7.....	0-0	vs top 5.....	0-0	June.....	0-0		
2-Run Games.....	1-0	Leading after 8.....	3-2			3-Game Series Opener.....	2-0		
5+-Run Games.....	4-0	Trailing after 8.....	0-2			Middle Game(s).....	2-0		
Extra Innings.....	0-0	Tied after 8.....	0-0			3-Game Series Finale.....	1-1		
Shutouts.....	0-1								

MISCELLANEOUS STATS

Multiple Hit Games	2	3	4	5+	Total
3 Terrence Kiel II	2	1	-	-	3
6 Kaeden Kent	3	-	-	-	3
8 Wyatt Henseler	1	2	-	-	3
12 Hayden Schott	1	1	-	-	2
4 Gavin Kash	2	-	-	-	2
17 Jace LaViolette	1	1	-	-	2
2 Jacob Galloway	-	1	-	-	1
46 Blake Binderup	1	-	-	-	1
9 Gavin Grahovac	1	-	-	-	1
TEAM	12	6	0	0	18

Hitting Streaks	Longest	Current
6 Kaeden Kent	7	1
8 Wyatt Henseler	7	7
9 Gavin Grahovac	4	-
3 Terrence Kiel II	4	1
17 Jace LaViolette	3	2
2 Jacob Galloway	3	-
1 Jamal George	2	-
4 Gavin Kash	2	1
5 Sawyer Farr	2	-
46 Blake Binderup	1	-
12 Hayden Schott	1	1
15 Matt Bergevin	1	-

Reached Base Streaks	Longest	Current
6 Kaeden Kent	8	1
8 Wyatt Henseler	7	7
3 Terrence Kiel II	5	1
17 Jace LaViolette	5	5
2 Jacob Galloway	4	1
12 Hayden Schott	4	1
9 Gavin Grahovac	4	-
1 Jamal George	3	-
4 Gavin Kash	3	2
5 Sawyer Farr	3	1
46 Blake Binderup	3	-
16 Bear Harrison	3	-
15 Matt Bergevin	2	-

UNIFORM TRACKER



White Top White Pant 2-1	Pinstripe Top Pinstripe Pant 2-1	Maroon Top Grey Pant 0-0	Cream Top Cream Pant 0-0
Maroon Top White Pant 1-1	Grey Top Grey Pant 1-0	RWB Top RWB Pant 0-1	Maroon Top Pinstripe Pant 0-0

TEAM HIGHS

Batting

At bats:	34	-	vs Cal Poly (Feb 21, 2025)
Runs scored:	16	-	vs Elon (Feb 15, 2025)
Hits:	14	-	vs Elon (Feb 15, 2025)
RBIs:	14	-	vs Elon (Feb 15, 2025)
Doubles:	4	-	vs Cal Poly (Feb 22, 2025)
Triples:	1	-	vs Arizona (Feb 28, 2025 at Houston, Texas)
Home runs:	5	-	vs Rice (Mar 02, 2025 at Houston, Texas)
Total bases:	27	-	vs Rice (Mar 02, 2025 at Houston, Texas)
Walks:	8	-	vs Elon (Feb 16, 2025)
Strikeouts:	13	-	vs Arizona (Feb 28, 2025 at Houston, Texas)
	13	-	vs Oklahoma State (Mar 01, 2025 at Houston, Texas)
Sac flies:	1	-	vs Elon (Feb 16, 2025)
Stolen bases:	3	-	vs Elon (Feb 16, 2025)
Hit by pitch:	5	-	vs Cal Poly (Feb 21, 2025)
Caught stealing:	1	-	vs Cal Poly (Feb 22, 2025)
	1	-	vs Cal Poly (Feb 23, 2025)
Runners LOB:	11	-	vs Cal Poly (Feb 21, 2025)
Hit into DP:	1	-	(4 times)

Fielding

Putouts:	27	-	(7 times)
Assists:	11	-	vs Cal Poly (Feb 22, 2025)
Errors:	4	-	vs Oklahoma State (Mar 01, 2025 at Houston, Texas)
Passed balls:	1	-	vs Cal Poly (Feb 21, 2025)
DPs turned:	2	-	vs Cal Poly (Feb 21, 2025)
	2	-	vs Cal Poly (Feb 23, 2025)

Pitching

Innings pitched:	9.0	-	(7 times)
Runs allowed:	7	-	vs Texas State (Feb 25, 2025)
Earned runs:	7	-	vs Texas State (Feb 25, 2025)
Walks allowed:	10	-	vs Texas State (Feb 25, 2025)
Strikeouts:	14	-	vs Oklahoma State (Mar 01, 2025 at Houston, Texas)
Hits allowed:	11	-	vs Elon (Feb 16, 2025)
Doubles allowed:	3	-	vs Elon (Feb 16, 2025)
	3	-	vs Texas State (Feb 25, 2025)
Triples allowed:	1	-	vs Oklahoma State (Mar 01, 2025 at Houston, Texas)
Homers allowed:	2	-	vs Texas State (Feb 25, 2025)
Wild pitches:	2	-	vs Cal Poly (Feb 22, 2025)
Hit batters:	3	-	vs Cal Poly (Feb 21, 2025)
	3	-	vs Texas State (Feb 25, 2025)

INDIVIDUAL HIGHS

Batting

At bats:	5	-	(8 times)
Runs scored:	4	-	Gavin Grahovac vs Elon (Feb 15, 2025)
Hits:	3	-	(6 times)
RBIs:	5	-	Jace LaViolette vs Elon (Feb 15, 2025)
Doubles:	1	-	(11 times)
Triples:	1	-	Sawyer Farr vs Arizona (Feb 28, 2025 at Houston, Texas)
Home runs:	2	-	Jace LaViolette vs Elon (Feb 15, 2025)
	2	-	Kaeden Kent vs Rice (Mar 02, 2025 at Houston, Texas)
Total bases:	8	-	Jace LaViolette vs Elon (Feb 15, 2025)
	8	-	Kaeden Kent vs Rice (Mar 02, 2025 at Houston, Texas)
Walks:	2	-	(10 times)
Strikeouts:	4	-	Hayden Schott vs Cal Poly (Feb 22, 2025)
Sac flies:	1	-	Wyatt Henseler vs Elon (Feb 16, 2025)
Stolen bases:	1	-	(8 times)
Hit by pitch:	2	-	Gavin Grahovac vs Cal Poly (Feb 21, 2025)
	2	-	Wyatt Henseler vs Cal Poly (Feb 21, 2025)
Caught stealing:	1	-	Terrence Kiel II vs Cal Poly (Feb 22, 2025)
	1	-	Jacob Galloway vs Cal Poly (Feb 23, 2025)
Runners LOB:	5	-	Gavin Grahovac vs Elon (Feb 14, 2025)

Fielding

Putouts:	14	-	Bear Harrison vs Oklahoma State (Mar 01, 2025 at Houston, Texas)
Assists:	5	-	Kaeden Kent vs Cal Poly (Feb 22, 2025)
Errors:	2	-	Gavin Grahovac vs Cal Poly (Feb 23, 2025)
Passed balls:	1	-	Jacob Galloway vs Cal Poly (Feb 21, 2025)

Pitching

Innings pitched:	7.0	-	Myles Patton vs Cal Poly (Feb 23, 2025)
Runs allowed:	4	-	Justin Lamkin vs Oklahoma State (Mar 01, 2025 at Houston, Texas)
Earned runs:	3	-	(4 times)
Walks allowed:	3	-	Justin Lamkin vs Cal Poly (Feb 22, 2025)
Strikeouts:	10	-	Ryan Prager vs Arizona (Feb 28, 2025 at Houston, Texas)
	10	-	Justin Lamkin vs Oklahoma State (Mar 01, 2025 at Houston, Texas)
Hits allowed:	6	-	Justin Lamkin vs Elon (Feb 15, 2025)
	6	-	Justin Lamkin vs Oklahoma State (Mar 01, 2025 at Houston, Texas)
Doubles allowed:	2	-	Myles Patton vs Elon (Feb 16, 2025)
	2	-	Myles Patton vs Rice (Mar 02, 2025 at Houston, Texas)
Triples allowed:	1	-	Justin Lamkin vs Oklahoma State (Mar 01, 2025 at Houston, Texas)
Homers allowed:	1	-	(6 times)
Wild pitches:	1	-	(6 times)
Hit batters:	2	-	Brad Rudis vs Cal Poly (Feb 21, 2025)
	2	-	Myles Patton vs Rice (Mar 02, 2025 at Houston, Texas)

STARTING LINEUPS - BY POSITION

Date	Opponent	P	C	1B	2B	3B	SS	LF	CF	RF	DH
Feb. 14	ELON	Prager	Galloway	Binderup	Henseler	Grahovac	Kent	Kash	LaViolette	Kiel II	Schott
Feb. 15	ELON	Lamkin	Harrison	Binderup	Henseler	Grahovac	Kent	Kash	LaViolette	Kiel II	Schott
Feb. 16	ELON	Patton	Galloway	Binderup	Henseler	Grahovac	Kent	Kash	LaViolette	Kiel II	Schott
Feb. 18	MCNEESE (Canceled)										
Feb. 21	CAL POLY	Prager	Galloway	Binderup	Henseler	Grahovac	Kent	Kash	LaViolette	Kiel II	Schott
Feb. 22	CAL POLY	Lamkin	Harrison	Binderup	Henseler	Grahovac	Kent	Kash	LaViolette	George	Schott
Feb. 23	CAL POLY	Patton	Galloway	Binderup	Henseler	Grahovac	Kent	Kash	LaViolette	Kiel II	Schott
Feb. 25	TEXAS STATE	Sims	Harrison	Binderup	Farr	Henseler	Kent	Kash	LaViolette	George	Schott
Feb. 28	vs. Arizona%	Prager	Galloway	Binderup	Farr	Henseler	Kent	Kash	LaViolette	Kiel II	Schott
March 1	vs. Oklahoma State%	Lamkin	Harrison	Binderup	Farr	Henseler	Kent	Erickson	LaViolette	Kiel II	Bergevin
March 2	vs. Rice%	Patton	Galloway	Bergevin	Farr	Henseler	Kent	Kash	LaViolette	Kiel II	Schott
March 4	UTSA										
March 5	TEXAS SOUTHERN										
March 7	NEW MEXICO STATE										
March 8	NEW MEXICO STATE										
March 9	NEW MEXICO STATE										
March 11	PRAIRIE VIEW A&M										
March 14	ALABAMA*										
March 15	ALABAMA*										
March 16	ALABAMA*										
March 18	A&M-CORPUS CHRISTI										
March 20	at Vanderbilt*										
March 21	at Vanderbilt*										
March 22	at Vanderbilt*										
March 25	HCU										
March 28	KENTUCKY*										
March 29	KENTUCKY*										
March 30	KENTUCKY*										
April 1	UIW										
April 4	at Tennessee*										
April 5	at Tennessee*										
April 6	at Tennessee*										
April 8	at Sam Houston										
April 10	SOUTH CAROLINA*										
April 11	SOUTH CAROLINA*										
April 12	SOUTH CAROLINA*										
April 15	TARLETON										
April 17	at Arkansas*										
April 18	at Arkansas*										
April 19	at Arkansas*										
April 22	SAM HOUSTON										
April 25	at Texas*										
April 26	at Texas*										
April 27	at Texas*										
April 29	LAMAR										
May 2	LSU*										
May 3	LSU*										
May 4	LSU*										
May 6	at Houston										
May 9	MISSOURI*										
May 10	MISSOURI*										
May 11	MISSOURI*										
May 15	at Georgia*										
May 16	at Georgia*										
May 17	at Georgia*										

* - SEC game

% - Astros Foundation College Classic - Daikin Park - Houston, Texas

^ - SEC Tournament - Hoover Metropolitan Stadium - Hoover, Ala.

POSITION BREAKDOWN

Pitcher

Lamkin.....	3
Patton	3
Prager	3
Sims.....	1

Catcher

Galloway	6
Harrison	4

First Base

Matt Bergevin.....	1
Blake Binderup.....	9

Second Base

Sawyer Farr	4
Wyatt Henseler	6

Third Base

Gavin Grahovac	6
Wyatt Henseler	4

Shortstop

Kaeden Kent.....	10
------------------	----

Left Field

Sam Erickson.....	1
Gavin Kash	9

Center Field

Jace LaViolette	10
-----------------------	----

Right Field

Jamal George	2
Terrence Kiel II.....	8

Designated Hitter

Matt Bergevin.....	1
Hayden Schott.....	9

STARTING LINEUPS - BY BATTING ORDER

Date	Opponent	1st	2nd	3rd	4th	5th	6th	7th	8th	9th
Feb. 14	ELON	Grahovac	LaViolette	Henseler	Schott	Kash	Binderup	Kent	Kiel II	Galloway
Feb. 15	ELON	Grahovac	LaViolette	Henseler	Schott	Kash	Binderup	Kent	Kiel II	Harrison
Feb. 16	ELON	Grahovac	LaViolette	Henseler	Schott	Kash	Binderup	Kent	Kiel II	Galloway
Feb. 18	MCNEESE (Canceled)									
Feb. 21	CAL POLY	Grahovac	LaViolette	Henseler	Schott	Kash	Binderup	Kent	Kiel II	Galloway
Feb. 22	CAL POLY	Grahovac	LaViolette	Henseler	Schott	Binderup	Kash	Kent	George	Harrison
Feb. 23	CAL POLY	Grahovac	LaViolette	Henseler	Schott	Kash	Binderup	Kent	Kiel II	Galloway
Feb. 25	TEXAS STATE	Kent	LaViolette	Henseler	Binderup	Schott	George	Kash	Farr	Harrison
Feb. 28	vs. Arizona%	Kent	LaViolette	Henseler	Schott	Binderup	Kash	Farr	Galloway	Kiel II
March 1	vs. Oklahoma State%	Kent	Henseler	LaViolette	Binderup	Farr	Bergevin	Erickson	Kiel II	Harrison
March 2	vs. Rice%	Kent	LaViolette	Henseler	Schott	Bergevin	Kash	Farr	Galloway	Kiel II
March 4	UTSA									
March 5	TEXAS SOUTHERN									
March 7	NEW MEXICO STATE									
March 8	NEW MEXICO STATE									
March 9	NEW MEXICO STATE									
March 11	PRAIRIE VIEW A&M									
March 14	ALABAMA*									
March 15	ALABAMA*									
March 16	ALABAMA*									
March 18	A&M-CORPUS CHRISTI									
March 20	at Vanderbilt*									
March 21	at Vanderbilt*									
March 22	at Vanderbilt*									
March 25	HCU									
March 28	KENTUCKY*									
March 29	KENTUCKY*									
March 30	KENTUCKY*									
April 1	UIW									
April 4	at Tennessee*									
April 5	at Tennessee*									
April 6	at Tennessee*									
April 8	at Sam Houston									
April 10	SOUTH CAROLINA*									
April 11	SOUTH CAROLINA*									
April 12	SOUTH CAROLINA*									
April 15	TARLETON									
April 17	at Arkansas*									
April 18	at Arkansas*									
April 19	at Arkansas*									
April 22	SAM HOUSTON									
April 25	at Texas*									
April 26	at Texas*									
April 27	at Texas*									
April 29	LAMAR									
May 2	LSU*									
May 3	LSU*									
May 4	LSU*									
May 6	at Houston									
May 9	MISSOURI*									
May 10	MISSOURI*									
May 11	MISSOURI*									
May 15	at Georgia*									
May 16	at Georgia*									
May 17	at Georgia*									

* - SEC game
% - Astros Foundation College Classic - Daikin Park - Houston, Texas
^ - SEC Tournament - Hoover Metropolitan Stadium - Hoover, Ala.

LINEUP BREAKDOWN

Leadoff	
Grahovac.....	5-22
Kent.....	5-18
Second	
Henseler.....	2-3
LaViolette.....	8-29
Third	
Henseler.....	12-33
LaViolette.....	1-3
Cleanup	
Binderup.....	1-8
Schott.....	7-34

Fifth	
Bergevin.....	0-4
Binderup.....	1-7
Farr.....	0-4
Kash.....	3-19
Schott.....	0-2
Sixth	
Bergevin.....	1-3
Binderup.....	3-15
George.....	0-3
Kash.....	3-7
Seventh	
Erickson.....	0-3
Farr.....	1-7
Kash.....	0-3

Kent.....	6-19
Eighth	
Farr.....	1-3
Galloway.....	0-6
George.....	1-2
Kiel II.....	6-17
Ninth	
Galloway.....	5-14
Harrison.....	0-9
Kiel II.....	4-7

STARTING PITCHER BREAKDOWN

TEXAS A&M START CHART

STARTER	DATE	OPP	DEC	IP	H	R	ER	BB	SO	NP	WHEN LEFT	SCORE
Prager	2/14	ELON	ND	5.0	1	0	0	2	8	84	Tied 0-0	W, 4-2
Lamkin	2/15	ELON	ND	4.0	6	3	3	2	9	89	Up 8-3	W, 16-6
Patton	2/16	ELON	W	5.0	4	1	1	0	8	73	Up 11-1	W, 12-6
	2/18	MCNEESE (Canceled)										
Prager	2/21	CAL POLY	W	5.0	4	0	0	2	2	84	Up 4-0	W, 6-1
Lamkin	2/22	CAL POLY	ND	6.0	2	1	0	3	4	101	Tied 1-1	W, 4-3
Patton	2/23	CAL POLY	ND	7.0	4	0	0	1	8	92	Up 2-0	L, 2-3
Sims	2/25	TEXAS STATE	ND	2.0	2	1	1	0	3	32	Up 2-1	L, 3-7
Prager	2/28	Arizona%	ND	6.1	3	1	1	2	10	100	Up 2-1	L, 2-3
Lamkin	3/1	Oklahoma State%	L	6.2	6	4	2	0	10	99	Down 4-0	L, 4-0
Patton	3/2	Rice%	W	5.0	4	3	3	1	7	80	Up 12-3	W, 14-4
	3/4	UTSA										
	3/5	TEXAS SOUTHERN										
	3/7	NEW MEXICO STATE										
	3/8	NEW MEXICO STATE										
	3/9	NEW MEXICO STATE										
	3/11	PRAIRIE VIEW A&M										
	3/14	ALABAMA*										
	3/15	ALABAMA*										
	3/16	ALABAMA*										
	3/18	A&M-CORPUS CHRISTI										
	3/20	at Vanderbilt*										
	3/21	at Vanderbilt*										
	3/22	at Vanderbilt*										
	3/25	HCU										
	3/28	KENTUCKY*										
	3/29	KENTUCKY*										
	3/30	KENTUCKY*										
	4/1	UIW										
	4/4	at Tennessee*										
	4/5	at Tennessee*										
	4/6	at Tennessee*										
	4/8	at Sam Houston										
	4/10	SOUTH CAROLINA*										
	4/11	SOUTH CAROLINA*										
	4/12	SOUTH CAROLINA*										
	4/15	TARLETON										
	4/17	at Arkansas*										
	4/18	at Arkansas*										
	4/19	at Arkansas*										
	4/22	SAM HOUSTON										
	4/25	at Texas*										
	4/26	at Texas*										
	4/27	at Texas*										
	4/29	LAMAR										
	5/2	LSU*										
	5/3	LSU*										
	5/4	LSU*										
	5/6	at Houston										
	5/9	MISSOURI*										
	5/10	MISSOURI*										
	5/11	MISSOURI*										
	5/15	at Georgia*										
	5/16	at Georgia*										
	5/17	at Georgia*										
- Starts				3-1	52.0	36	14	11	13	69	5.2 IPS	1.90 ERA

* - SEC game

% - Astros Foundation College Classic - Daikin Park - Houston, Texas

^ - SEC Tournament - Hoover Metropolitan Stadium - Hoover, Ala.

RUN SUPPORT

	STARTS	RUN SUPPORT	RUNS/ GAME	TEAM RECORD
Lamkin	3	20	6.7	2-1
Myles Patton	3	28	9.3	2-1
Prager	3	12	4	2-1
Sims	1	3	3	0-1
TOTALS	10	63	6.3	6-4

QUICK STATS - AS STARTER

	STARTS	IP	W-L	ERA	WHIP
Lamkin	3	16.2	0-1	2.70	1.14
Patton	3	17.0	2-0	2.12	0.82
Prager	3	16.1	1-0	0.55	0.86
Sims	1	2.0	0-0	4.50	1.00
TOTALS	10	52.0	3-1	1.90	0.94

STARTERS K/BB & K/9A

	K/BB	RATIO	K/9	BB/9
Lamkin	23/5	4.6	12.4	2.7
Patton	23/2	11.5	12.2	1.1
Prager	20/6	3.3	11.0	3.3
Sims	3/0	-	13.5	-
TOTALS	69/13	5.3	11.9	2.3

TEAM GAME-BY-GAME STATISTICS - BATTING

Date	Opponent	W/L	AB	R	H	RBI	2B	3B	HR	TB	BB	IBB	SB	CS	HBP	SAC	SF	GDP	K	PO	A	E	Avg
2/14	ELON	W	29	4	5	3	2	0	1	10	7	0	1	0	1	0	0	0	9	27	8	2	.172
2/15	ELON	W	33	16	14	14	2	0	4	26	6	0	0	0	1	0	0	0	7	21	4	3	.306
2/16	ELON	W	29	12	10	12	0	0	3	19	8	1	3	0	2	0	1	1	6	24	9	0	.319
2/18	MCNEESE (Canceled)																						
2/21	CAL POLY	W	34	6	9	6	3	0	1	15	2	0	2	0	5	0	0	0	4	27	7	2	.304
2/22	CAL POLY	W	29	4	6	4	4	0	0	10	4	0	0	1	1	0	0	0	11	27	11	2	.286
2/23	CAL POLY	L	30	2	5	2	0	0	0	5	3	0	0	1	0	0	0	1	3	27	9	2	.266
2/25	TEXAS STATE	L	33	3	7	3	1	0	2	14	6	0	1	0	0	0	0	1	12	27	8	0	.258
2/28	vs. Arizona%	L	31	2	5	2	0	1	1	10	5	0	0	0	2	0	0	0	13	27	6	0	.246
3/1	vs. Oklahoma State%	L	31	0	4	0	1	0	0	5	1	0	0	0	1	0	0	1	13	27	6	4	.233
3/2	vs. Rice%	W	33	14	12	13	0	0	5	27	7	0	1	0	0	0	0	0	4	21	3	0	.247
3/4	UTSA																						
3/5	TEXAS SOUTHERN																						
3/7	NEW MEXICO STATE																						
3/8	NEW MEXICO STATE																						
3/9	NEW MEXICO STATE																						
3/11	PRAIRIE VIEW A&M																						
3/14	ALABAMA*																						
3/15	ALABAMA*																						
3/16	ALABAMA*																						
3/18	A&M-CORPUS CHRISTI																						
3/20	at Vanderbilt*																						
3/21	at Vanderbilt*																						
3/22	at Vanderbilt*																						
3/25	HCU																						
3/28	KENTUCKY*																						
3/29	KENTUCKY*																						
3/30	KENTUCKY*																						
4/1	UIW																						
4/4	at Tennessee*																						
4/5	at Tennessee*																						
4/6	at Tennessee*																						
4/8	at Sam Houston																						
4/10	SOUTH CAROLINA*																						
4/11	SOUTH CAROLINA*																						
4/12	SOUTH CAROLINA*																						
4/15	TARLETON																						
4/17	at Arkansas*																						
4/18	at Arkansas*																						
4/19	at Arkansas*																						
4/22	SAM HOUSTON																						
4/25	at Texas*																						
4/26	at Texas*																						
4/27	at Texas*																						
4/29	LAMAR																						
5/2	LSU*																						
5/3	LSU*																						
5/4	LSU*																						
5/6	at Houston																						
5/9	MISSOURI*																						
5/10	MISSOURI*																						
5/11	MISSOURI*																						
5/15	at Georgia*																						
5/16	at Georgia*																						
5/17	at Georgia*																						
	TOTAL	6-4	312	63	77	59	11	1	17	141	49	1	8	2	13	0	1	4	82	255	71	15	.247

* - SEC game

% - Astros Foundation College Classic - Daikin Park - Houston, Texas

^ - SEC Tournament - Hoover Metropolitan Stadium - Hoover, Ala.

TEAM GAME-BY-GAME STATISTICS - PITCHING

Date	Opponent	W/L	IP	H	R	ER	BB	SO	2B	3B	HR	WP	BK	HBP	DP	IBB	Score	W	L	SV	ERA
2/14	ELON	W	9.0	5	2	1	4	10	1	0	0	1	0	2	1	0	4-2	1	-	1	1.00
2/15	ELON	W	7.0	10	6	5	4	13	1	0	0	0	0	2	1	0	16-6	2	-	-	3.38
2/16	ELON	W	8.0	11	6	6	4	9	3	0	0	1	1	1	0	0	12-6	3	-	-	4.50
2/18	MCNEESE (Canceled)																				
2/21	CAL POLY	W	9.0	7	1	0	3	3	0	0	0	0	0	3	2	0	6-1	4	-	-	3.27
2/22	CAL POLY	W	9.0	5	3	1	4	6	1	0	0	2	0	1	0	0	4-3	5	-	2	2.79
2/23	CAL POLY	L	9.0	6	3	2	1	10	0	0	1	1	0	0	2	0	2-3	-	1	-	2.65
2/25	TEXAS STATE	L	9.0	9	7	7	10	10	3	0	2	1	0	3	0	1	3-7	-	2	-	3.30
2/28	vs. Arizona%	L	9.0	8	3	3	4	13	1	0	1	0	0	0	0	0	2-3	-	3	-	3.26
3/1	vs. Oklahoma State%	L	9.0	8	4	2	0	14	0	1	1	0	0	2	0	0	0-4	-	4	-	3.12
3/2	vs. Rice%	W	7.0	7	4	4	1	12	2	0	1	0	0	2	0	0	14-4	6	-	-	3.28
3/4	UTSA																				
3/5	TEXAS SOUTHERN																				
3/7	NEW MEXICO STATE																				
3/8	NEW MEXICO STATE																				
3/9	NEW MEXICO STATE																				
3/11	PRAIRIE VIEW A&M																				
3/14	ALABAMA*																				
3/15	ALABAMA*																				
3/16	ALABAMA*																				
3/18	A&M-CORPUS CHRISTI																				
3/20	at Vanderbilt*																				
3/21	at Vanderbilt*																				
3/22	at Vanderbilt*																				
3/25	HCU																				
3/28	KENTUCKY*																				
3/29	KENTUCKY*																				
3/30	KENTUCKY*																				
4/1	UIW																				
4/4	at Tennessee*																				
4/5	at Tennessee*																				
4/6	at Tennessee*																				
4/8	at Sam Houston																				
4/10	SOUTH CAROLINA*																				
4/11	SOUTH CAROLINA*																				
4/12	SOUTH CAROLINA*																				
4/15	TARLETON																				
4/17	at Arkansas*																				
4/18	at Arkansas*																				
4/19	at Arkansas*																				
4/22	SAM HOUSTON																				
4/25	at Texas*																				
4/26	at Texas*																				
4/27	at Texas*																				
4/29	LAMAR																				
5/2	LSU*																				
5/3	LSU*																				
5/4	LSU*																				
5/6	at Houston																				
5/9	MISSOURI*																				
5/10	MISSOURI*																				
5/11	MISSOURI*																				
5/15	at Georgia*																				
5/16	at Georgia*																				
5/17	at Georgia*																				
TOTAL		6-4	85.0	76	39	31	35	100	12	1	6	6	1	16	6	1	63-39	6	4	2	3.28

* - SEC game
% - Astros Foundation College Classic - Daikin Park - Houston, Texas
^ - SEC Tournament - Hoover Metropolitan Stadium - Hoover, Ala.

SERIES BREAKDOWN - BATTING/FIELDING

Date	Opponent	W-L	AB	R	H	RBI	2B	3B	HR	TB	BB	OBP	SLG	SB-A	HBP	SF	SAC	GDP	K	CH	E	Fld	Avg
2/14-16	ELON	3-0	91	32	29	29	2	0	8	55	21	.462	.604	4-4	4	1	0	1	22	98	5	.949	.319
2/21-23	CAL POLY	2-1	93	12	20	12	7	0	1	30	9	.324	.323	2-4	6	0	0	1	18	114	6	.947	.215
3/7-9	NEW MEXICO STATE																						
3/14-16	ALABAMA*																						
3/20-22	at Vanderbilt*																						
3/28-30	KENTUCKY*																						
4/4-6	at Tennessee*																						
4/10-12	SOUTH CAROLINA*																						
4/17-19	at Arkansas*																						
4/25-27	at Texas*																						
5/2-4	LSU*																						
5/9-11	MISSOURI*																						
5/15-17	at Georgia*																						

* - SEC series

SERIES BREAKDOWN - PITCHING

Date	Opponent	W-L	IP	H	R	ER	BB	SO	2B	3B	HR	WP	HBP	BK	DP	Score	W	L	SV	ERA
2/14-16	ELON	3-0	24.0	26	14	12	12	32	5	0	0	2	5	1	2	32-14	3	0	1	4.50
2/21-23	CAL POLY	2-1	27.0	18	7	3	8	19	1	0	1	3	4	0	4	12-7	2	1	1	1.00
3/7-9	NEW MEXICO STATE																			
3/14-16	ALABAMA*																			
3/20-22	at Vanderbilt																			
3/28-30	KENTUCKY*																			
4/4-6	at Tennessee*																			
4/10-12	SOUTH CAROLINA*																			
4/17-19	at Arkansas*																			
4/25-27	at Texas*																			
5/2-4	LSU*																			
5/9-11	MISSOURI*																			
5/15-17	at Georgia*																			

* - SEC series

LAST TIME AN AGGIE...

Hit a grand slam.....	Kaeden Kent vs. Elon, February 16, 2025
Hit exactly two home runs	Kaeden Kent vs. Rice, March 2, 2025
Hit three or more home runs	3, Jackson Appel vs. UTSA, April 9, 2024
Hit home runs in consecutive games.....	Jace LaViolette, vs. Elon, February 15-16, 2025
Had a walk-off hit	Jackson Appel vs. UTSA, April 9, 2024
Had a walk-off home run	Jackson Appel vs. UTSA, April 9, 2024
Scored five or more runs.....	5, Trevor Werner, vs. Houston Christian, Feb. 28, 2023
Had four hits in a game.....	Hayden Schott vs. Oregon, June 9, 2024
Had five hits in a game	Jack Moss at Texas, March 29, 2022
Had six hits in a game	Mike Hickey vs. Westmont, February 18, 1991
Reached base in five or more consecutive AB's	Wyatt Henseler vs. Cal Poly, February 21, 2025
Had five or more RBI in a game	5, Jace LaViolette vs. Elon, February 15, 2025
Had two doubles in a game	Jace LaViolette at No. 12 Alabama, April 19, 2024
Had three or more doubles in a game.....	3, Ray Alejo at Missouri, April 1, 2021
Stole exactly three bases in a game.....	Jackson Appel at No. 22 South Carolina, April 6, 2024
Stole four or more bases in a game	4, Ryan Targac at LSU, March 19, 2022
Stole home	Ryan Targac vs. No. 7 Texas, June 19, 2022
Walked four or more times in a game.....	Jace LaViolette at Mississippi State, May 18, 2023
Pitched a seven-inning complete game	Ryan Prager vs. No. 6 Vandy, April 12, 2024
Pitched a nine-inning complete game	Mitchell Kilkenny vs. No. 20 LSU, April 7, 2018
Pitched a seven-inning shutout	Ryan Prager vs. No. 6 Vandy, April 12, 2024
Pitched a nine-inning shutout.....	Kyle Simonds vs. No. 5 Vanderbilt, May 7, 2016
Pitched a nine-inning shutout (road)	Michael Wacha at Kansas, April 13, 2012
Had 10 or more strikeouts in a game	10, Chris Cortez vs. Oregon, June 9, 2024
Had 15 or more strikeouts in a game.....	15, Bryce Miller vs. New Mexico State, March 6, 2021
Thrown 15 or more scoreless innings.....	15.1 Ryan Prager, February 14-28
Threw an immaculate inning	Ryan Prager vs. Texas, June 1, 2024

AGGIE CYCLES SINCE 2000

Blake Stouffer	vs Jacksonville State (2/23/2007)
Blake Stouffer	vs Ohio State (6/3/2007)
Tyler Naquin	vs Houston (3/6/2011)
Zach DeLoach	vs Stephen F. Austin (2/20/2018)
Chris Andritsos.....	vs Cornell (2/23/2018)
Jack Moss	at Texas (3/29/2022)
Ryan Targac	vs Kentucky (4/9/2022)

LAST TIME THE AGGIES...

Won 10 or more consecutive games.....	17, February 16-March 12, 2024
Won 15 or more consecutive games.....	17, February 16-March 12, 2024
Lost five or more consecutive games.....	6, April 1-11, 2021
Lost 10 or more consecutive games.....	12, April 7-21, 2000
Swept opponent at home	vs. Elon, February 14-16, 2025
Swept by opponent at home	Alabama, April 9-11, 2021
Swept opponent on the road.....	at Kentucky, March 22-24, 2019
Swept by opponent on the road	at Arkansas, April 27-29, 2023
Swept a ranked opponent.....	vs. No. 6 Vanderbilt, April 12-14, 2024
Score 10 or more runs in a game.....	12, vs. Elon, February 16, 2025
Score 20 or more runs in a game.....	21, vs. Wagner, February 25, 2024
Won an extra-inning game	No. 2 Arkansas, May 16, 2024
Lost an extra-inning game	vs. No. 4 Arkansas, May 24, 2023
Had 10-14 hits in a game	12, vs. Rice, March 2, 2025
Had 15 or more hits in a game.....	15, vs. No. 2 Arkansas, May 18, 2024
Hit back-to-back home runs.....	at No. 12 Alabama, April 19, 2024
Hit back-to-back-to-back home runs	vs. Georgia, April 9, 2016
Hit three home runs in a game	vs. Elon, February 16, 2025
Hit four home runs in a game.....	vs. Elon, February 15, 2025
Hit five home runs in a game	vs. Rice, March 2, 2025
Hit six home runs in a game.....	vs. No. 17 Georgia, April 27, 2024
Scored five runs in an inning.....	vs. Tennessee, June 22, 2024
Scored six runs in an inning	vs. Rice, March 2, 2025
Scored seven runs in an inning.....	vs. Grambling, May 31, 2024
Scored eight runs in an inning.....	vs. No. 17 Georgia, April 27, 2024
Scored nine runs in an inning.....	vs. Oregon, June 9, 2024
Scored 10 or more runs in an inning.....	10, vs. Prairie View A&M, April 19, 2023
Scored 10 or more runs in a loss.....	10, vs. TCU, March 4, 2017
Allowed 10 or more runs in a game	10, at Ole Miss, May 11, 2024
Allowed 20 or more runs in a game.....	20, vs. No. 5 Tennessee, April 25, 2019
Was one-hit	vs. UCLA, February 29, 2020

AGGIES IN THE PROS

Name	Team (Debut)
Michael Helman	Minnesota Twins (2024)
Zach DeLoach	Chicago White Sox (2024)
Stephen Kolek	San Diego (2024)
Bryce Miller	Seattle (2023)
Braden Shewmake	Chicago White Sox (2023)
Ryan Hendrix	Cincinnati (2021)
Corbin Martin	Houston (2019)
A.J. Minter	Atlanta (2017)
Kyle Martin	Boston (2017)
Daniel Mengden	Oakland (2016)
Ross Stripling.....	LA Dodgers (2016)
Tyler Naquin.....	Cleveland (2016)
Michael Wacha	St. Louis (2013)
Alex Wilson.....	Boston (2013)
Brooks Raley	Chicago Cubs (2012)
Kevin Whelan	NY Yankees (2011)
Brandon Hicks	Atlanta (2010)
Robert Ray	Toronto (2009)
Cliff Pennington	Oakland (2008)
Justin Ruggiano	Tampa Bay (2007)
Zach Jackson.....	Milwaukee (2006)
Eric Reed	Florida (2006)
Logan Kensing	Florida (2004)
Casey Fossum.....	Boston (2001)
Justin Atchley.....	Cincinnati (2001)
Jason Tyner.....	New York Mets (2000)
Kevin Beirne	Chicago White Sox (2000)
Matt Blank	Montreal (2000)
Kelly Wunsch	Chicago White Sox (2000)
Ryan Rupe	Tampa Bay (1999)
Chad Allen	Minnesota (1999)
Trey Moore	Montreal (1998)
Chris Clemons	Chicago White Sox (1997)
Jeff Granger	Kansas City (1993)
Rich Robertson	Pittsburgh (1993)
Scott Livingstone.....	Detroit (1991)
Ever Magallanes.....	Cleveland (1991)
Chuck Knoblauch.....	Minnesota (1991)

Russ Swan	San Francisco (1989)
Rick Luecken	Kansas City (1989)
Sherman Corbett	California (1988)
Steve Davis.....	Toronto (1985)
Mark Thurmond	San Diego (1983)
Mark Ross.....	Houston (1982)
Bryan "Twig" Little.....	Montreal (1982)
Robert Bonner.....	Baltimore (1980)
Doug Rau	LA Dodgers (1972)
Lou Camilli	Cleveland (1969)
Davey Johnson.....	Baltimore (1965)
Wally Moon	St. Louis (1954)
Les Peden	Washington (1953)
Ray Katt.....	New York (1952)
Stan Holmrig.....	Philadelphia (1949)
John Carden.....	New York (1946)
Jess Landrum	Chicago White Sox (1938)
Bill Sodd	Cleveland (1937)
J.T. "Jake" Mooty.....	Cincinnati (1936)
Roy "Beau" Bell	St. Louis (1935)
Joel Hunt	St. Louis (1931)
E.E. "Topper" Rigney	Detroit (1922)
Bernie Henderson	Cleveland (1921)
Tim Griesenbeck.....	St. Louis (1920)
H.W. "Rip" Collins	New York (1920)
Mike Balenti	Cincinnati (1911)

64 former Aggies have earned the call to the MLB.



SINGLE-GAME RECORDS

INDIVIDUAL – HITTING

AT-BATS

8	Michael Helman vs UT Arlington (3/13/2018)
	Chris Andritsos vs UT Arlington (3/13/2018)
	Hunter Coleman vs Davidson (6/9/2017)
	Cole Bedford vs Davidson (6/9/2017)
	Logan Taylor at TCU (6/8/2015)
	Dane Carter at Nebraska (5/9/2008)
	Blake Stouffer at Nebraska (5/9/2008)
	Kyle Colligan at Nebraska (5/9/2008)
	John Byington vs Arkansas (5/5/1989)
	Kirk Thompson vs Arkansas (5/5/1989)
	Jeff Schow at Texas Tech (4/6/1985)
	Mike Scanlin vs Rice (1984)

RUNS

5	Trevor Werner vs HCU (2/28/2023)
	Zach DeLoach vs Miami (Ohio) (2/14/2020)
	Zach DeLoach vs Stephen F. Austin (2/20/2018)
	Luke Anders vs UIC (5/30/2008)
	Dell Lindsey vs Nebraska (4/2/1999)
	Jason Tyner vs UTSA (4/23/1996)
	Chad Allen vs McNeese (2/18/1996)
	Rob Swain at Texas Tech (4/6/1985)
	Fred Gegen at Texas Tech (4/6/1985)
	Dave Elmendorf vs Texas Tech (1968)

HITS

6	Mike Hickey vs Westmont (2/18/1991)
---	-------------------------------------

RBI

10	Mike Hickey vs Westmont (2/18/1991)
----	-------------------------------------

DOUBLES

4	Justin Ruggiano vs Kansas (5/10/2003)
	Jim Hacker at Houston (1974)

TRIPLES

3	Joe Szekely vs Delta State (1982)
	Billy Hodge vs SMU (1971)

HOME RUNS

3	Jackson Appel vs. UTSA (4/9/2024)
	Jace LaViolette at Mississippi State (5/19/2023)
	Trevor Werner vs Alabama (5/12/2023)
	Dell Lindsey vs Nebraska (4/2/1999)
	Daylan Holt vs UT Pan American (2/6/1999)
	John Curl at Texas (4/29/1995)
	Jim Neumann at Houston (4/29/1989)
	Scott Livingstone at TCU (5/3/1985)
	Fred Gegen at Texas Tech (4/5/1985)
	Rodney Hodde vs TCU (1980)
	Dave Elmendorf vs Texas Tech (1968)

TOTAL BASES

14	John Curl at Texas (4/29/1995)
	Mike Hickey vs Westmont (2/18/1991)

WALKS DRAWN

5	Dylan Rock at Texas (5/6/2022)
	Blake Kopetsky vs Texas-Pan American (3/11/2015)

PITCHES HIT BY

3	Jordan Thompson at Mississippi State (5/20/2023)
	Austin Bost at Rice (3/22/2022)
	Mitchell Nau vs UT Pan American (3/10/2015)

HIT FOR THE CYCLE (MOST RECENT)

Ryan Targac	vs Kentucky (4/9/2022)
Jack Moss	at Texas (3/29/2022)
Chris Andritsos	vs Cornell (2/23/2018)
Zach DeLoach	vs Stephen F. Austin (2/20/2018)
Tyler Naquin	vs Houston (3/6/2011)
Blake Stouffer	vs Ohio State (6/3/2007)
Blake Stouffer	vs Jacksonville State (2/23/2007)

INDIVIDUAL – PITCHING

NO-HITTERS

George A. Smith	vs Texas (1907)
Bruce Kaat (7 inn)	vs St. Mary's (TX) (1972)
Bobby Wittkamp	vs TCU (1973)
Mark Thurmond	vs Texas Tech (1978)
Rick Luecken/Rock King	vs Delta State (1982)
Rick Luecken/Sherman Corbett	vs St. Mary's (TX) (1983)
Darryl Fry (7 inn)	vs Louisiana Tech (3/2/1987)
Fred Riscen (7 inn)	vs Rice (4/16/1988)
Matt Blank	vs UT Pan American (2/16/1996)
Ryan Rupe/Shane King/Chris Scarcella*	vs UT Pan American (2/6/1998)
Zach Jackson* (7 inn)	vs A&M-Corpus Christi (2/14/2004)
Ross Stripling	vs San Diego State (5/12/2012)
Kyle Simonds	vs Vanderbilt (5/7/2016)

* opening day

Team no-hitters - 13

Complete-game no-hitters - 10

9-inning complete-game no-hitters - 6

OPPONENT NO-HITTERS

John Dickerson	Northeast Louisiana (1982)
	(Texas A&M defeated NLU, 1-0)
Tim Deitz	Arkansas (4/2/1983)
Steve Parker	Arkansas (3/29/1986)

CONSECUTIVE SHUTOUT INNINGS

52.0	James "Hoot" Gibson (1976)
------	----------------------------

STRIKEOUTS IN A GAME

21	Jeff Granger vs Lubbock Christian (4/2/1993)
19	Bruce Kaat vs SMU (1970)

TEAM

AT-BATS

61	vs UT Arlington (3/13/2018)
61	vs Davidson (6/9/2017)

RUNS

32	vs. SMU (1936)
----	----------------

HITS

30	at Texas Tech (4/6/1985)
----	--------------------------

RBI

27	vs Prairie View A&M (2/19/2020)
27	vs Westmont (2/18/1991)

DOUBLES

11	vs Kansas (5/10/2003)
----	-----------------------

TRIPLES

6	vs Delta State (1982)
---	-----------------------

HOME RUNS

7	at Kansas (4/25/1998)
	vs Baylor (1978)

TOTAL BASES

48	vs Cornell (2/23/2018)
48	at Texas Tech (4/6/1985)

STOLEN BASES

12	vs. Northwestern State (2006)
----	-------------------------------

BATTERS STRUCK OUT

23	vs Texas Tech (3/5/2023)
22	vs Army West Point (2/21/2020)

TIMES STRIKING OUT

26	vs TCU (3/4/2017)
----	-------------------

DOUBLE PLAYS TURNED

4	many times; last vs. Ole Miss (5/26/1918)
---	---

MISC. SINGLE-GAME RECORDS – PITCHING

RECENT COMPLETE-GAME SHUTOUTS

DATE	PITCHER	CLASS	OPPONENT	SCORE
3/4/01	Matt Farnum	Fr.	Indiana State	4-0 (7)
3/24/01	Todd Deininger	So.	at Kansas State	1-0
4/6/01	Matt Farnum	Fr.	Kansas	8-0
2/15/02	Justin Moore	So.	(20) Arizona	4-0
2/14/04	Zach Jackson*	Jr.	A&M-Corpus Christi	15-0 (7)
4/10/04	Zach Jackson	Jr.	Kansas	4-0
5/15/04	Zach Jackson	Jr.	Kansas State	8-0
2/28/05	Kyle Marlatt	Sr.	Evansville	3-0 (7)
5/9/09	Ross Hales	Fr.	at (7) Texas	3-0
5/14/10	Barret Loux	Jr.	at Oklahoma State	7-0
5/21/11	Ross Stripling	Jr.	at (4) Texas	3-0
3/23/12	Michael Wacha	Jr.	at Pepperdine	4-0
4/13/12	Michael Wacha	Jr.	at Kansas	5-0
5/12/12	Ross Stripling*	Sr.	San Diego State	1-0
5/7/16	Kyle Simonds*	Sr.	(5) Vanderbilt	3-0
5/4/19	Asa Lacy	So.	(7) Mississippi State	1-0 (7)
4/12/24	Ryan Prager	RSO.	(6) Vanderbilt	15-0 (7)

* no-hitter

SINGLE-SEASON RECORDS - TOP 10

GAMES PLAYED

NO.	GAMES	PLAYER	YEAR
1.	70	Daylan Holt.....	1999
	70	Steve Scarborough.....	1999
	70	John Scheschuk.....	1999
4.	69	Krey Bratsen.....	2011
	69	Jacob House.....	2011
	69	Kenny Jackson.....	2011
7.	68	Ali Camarillo.....	2024
	68	Jace LaViolette.....	2024
	68	Hayden Schott.....	2024
	68	Matt Juengel.....	2011
	68	Tyler Naquin.....	2011

AT-BATS

NO.	AB	PLAYER	YEAR
1.	287	Daylan Holt.....	1999
2.	285	Gavin Grahovac.....	2024
3.	282	Sean Heaney.....	1999
4.	278	Brandon Hicks.....	2007
	278	Jason Tyner.....	1998
6.	277	José Duran.....	2008
7.	274	Braden Shewmake.....	2017
	274	Chad Alexander.....	1995
9.	273	Tyler Naquin.....	2011
10.	272	Jacob House.....	2011
	272	Ever Magallanes.....	1987

HITS

NO.	HITS	PLAYER	YEAR
1.	107	Jason Tyner.....	1998
2.	106	Chad Alexander.....	1995
3.	105	Brodie Greene.....	2010
4.	104	Tyler Naquin.....	2011
5.	103	Jack Moss.....	2022
		José Duran.....	2008
7.	102	Blake Stouffer.....	2007
8.	100	Boomer White.....	2016
	100	Jason Tyner.....	1997
	100	Jason Tyner.....	1996

BATTING AVERAGE

(Minimum 2.5 at bats per team game)

NO.	AVG.	PLAYER	YEAR
1.	.443	Mike McClure.....	1965
2.	.442	John Byington.....	1989
3.	.433	Bobby Beach.....	1983
4.	.420	R.J. Englert.....	1972
5.	.415	John Curl.....	1995
6.	.407	Jason Tyner.....	1996
7.	.406	Jim Hacker.....	1974
8.	.403	Scott Livingstone.....	1987
9.	.402	Dave Elmendorf.....	1971
	.402	Robert Long.....	1969

RUNS

NO.	RUNS	PLAYER	YEAR
1.	90	Kirk Thompson.....	1989
2.	87	Jace LaViolette.....	2024
3.	83	Gavin Grahovac.....	2024
4.	82	Terry Taylor.....	1989
	80	Steven Truitt.....	1999
6.	79	Chad Alexander.....	1995
7.	78	Daylan Holt.....	1999
8.	77	Chuck Knoblauch.....	1989
9.	76	John Byington.....	1989
10.	75	Brandon Hicks.....	2007

DOUBLES

NO.	2B	PLAYER	YEAR
1.	27	Sean Heaney.....	1999
2.	24	Steven Truitt.....	1999
3.	23	Tyler Naquin.....	2011
	23	Blake Stouffer.....	2007
5.	22	Daylan Holt.....	1999
	22	Daylan Holt.....	1998
	22	Steven Truitt.....	1998
	22	Chad Allen.....	1995
	22	John Byington.....	1987
10.	21	Five Players Tied.....	

TRIPLES

NO.	3B	PLAYER	YEAR
1.	9	Dane Carter.....	2008
	9	Brian Thomas.....	1993
3.	7	Tyler Naquin.....	2011
	7	Brodie Greene.....	2010
	7	José Duran.....	2008
	7	Joe Szekely.....	1982
	7	Joe Szekely.....	1981
8.	6	Six Players Tied.....	

HOME RUNS

NO.	HR	PLAYER	YEAR
1.	34	Daylan Holt.....	1999
2.	29	Jace LaViolette.....	2024
3.	27	Braden Montgomery.....	2024
4.	25	Craig Kuzmic.....	1998
5.	23	Gavin Grahovac.....	2024
6.	21	Jace LaViolette.....	2023
7.	20	Mike Scanlin.....	1986
8.	19	Dylan Rock.....	2022
	19	Will Frizzell.....	2021
	19	Steven Truitt.....	1999
	19	Scott Livingstone.....	1987

RUNS BATTED IN

NO.	RBI	PLAYER	YEAR
1.	105	Daylan Holt.....	1999
2.	89	John Byington.....	1989
3.	85	Braden Montgomery.....	2024
	85	Blake Stouffer.....	2007
5.	79	Jason Stephens.....	1996
6.	78	Jace LaViolette.....	2024
	78	John Byington.....	1987
8.	76	Scott Livingstone.....	1987
9.	72	Craig Kuzmic.....	1998
	72	Eric Albright.....	1989

TOTAL BASES

NO.	TB	PLAYER	YEAR
1.	228	Daylan Holt.....	1999
2.	188	Jace LaViolette.....	2024
3.	184	Chad Alexander.....	1995
4.	182	Steven Truitt.....	1999
5.	179	Brodie Greene.....	2010
6.	174	Craig Kuzmic.....	1998
7.	173	Braden Montgomery.....	2024
8.	171	Blake Stouffer.....	2007
	171	John Byington.....	1987
10.	167	John Curl.....	1995
	167	Scott Livingstone.....	1987

STOLEN BASES

NO.	SB	PLAYER	YEAR
1.	41	Jason Tyner.....	1996
2.	39	Jason Tyner.....	1998
3.	38	Jason Tyner.....	1997
4.	36	Chuck Knoblauch.....	1989
	36	Kirk Thompson.....	1989
6.	34	Ben Feltner.....	2007
7.	31	Krey Bratsen.....	2011
8.	29	Cliff Pennington.....	2005
9.	28	Brandon Hicks.....	2007
10.	27	Billy Harlan.....	1993

WALKS

NO.	BB	PLAYER	YEAR
1.	64	Jace LaViolette.....	2024
2.	57	John Scheschuk.....	1999
	57	J.P. Bramhall.....	1981
4.	53	Braden Montgomery.....	2024
	53	Kole Kaler.....	2022
6.	52	Dylan Rock.....	2022
7.	51	Ted Burton.....	2024
8.	50	Brian Thomas.....	1992
	50	Terry Taylor.....	1989
	50	Kirk Thompson.....	1989

HIT BY PITCH

NO.	HBP	PLAYER	YEAR
1.	21	Luke Anders.....	2008
2.	20	Justin Pouk.....	2003
3.	18	Caleb Shofner.....	2010
	18	Caleb Shofner.....	2009
	18	Darby Brown.....	2008
6.	16	Dylan Rock.....	2022
7.	15	Kyle Colligan.....	2009
	15	Travis Wong.....	2002
9.	14	Kyle Colligan.....	2008
10.	13	Jordan Thompson.....	2023
	13	Tyler Naquin.....	2012
	13	Matt Juengel.....	2011

LONGEST HITTING STREAK

NO.	GM	PLAYER	YEAR
1.	28	R.J. Englert.....	1972
2.	27	Tyler Naquin.....	2011
3.	26	Kirk Thompson.....	1989
4.	24	José Duran.....	2008
5.	22	Mikey Reynolds.....	2013
	22	Rich Petru.....	1996
	22	Scott Livingstone.....	1988
8.	21	Ben Feltner.....	2007
9.	20	Michael Helman.....	2018
	20	Cliff Pennington.....	2004

STREAK FOR CONSECUTIVE GAMES REACHING BASE

Mikey Reynolds (2013), 45

LONGEST HITTING STREAK (CONFERENCE GAMES ONLY)

NO.	GM	PLAYER	YEAR
1.	24	Boomer White.....	2016
2.	20	Steven Truitt.....	1997
3.	18	Kyle Colligan*.....	2008-09
	18	Cliff Pennington†.....	2003-04
5.	17	Tyler Naquin.....	2011
6.	16	Eric Scheidt^.....	2003-04
	16	Robert Bonner.....	1976
	16	R.J. Englert.....	1972
9.	15	Nick Banks.....	2015
	15	José Duran.....	2008
	15	Jason Tyner.....	1998

* final 7 Big 12 games of '08 and first 11 of '09

† final 16 Big 12 games of '03 and first two of '04

^ final 15 Big 12 games of '03 and first of '04

APPEARANCES

NO.	APP.	PITCHER	YEAR
1.	39	Estevan Uriegas.....	2012
2.	38	Kyle Martin.....	2012
3.	36	Nick Fleece.....	2011
4.	35	Andrew Vinson.....	2015
5.	33	Bryce Miller.....	2019
	33	Nolan Hoffman.....	2018
	33	Kaylor Chafin.....	2017
	33	Jason Jester.....	2013
	33	Kyle Martin.....	2011
	33	John Stilson.....	2010
	33	Kyle Thebeau.....	2008

WINS

NO.	WINS	PITCHER.....	YEAR
1.	16	James Gibson.....	1976
2.	15	Jeff Granger.....	1993
3.	14	Ross Stripling.....	2011
4.	13	Mark Thurmond.....	1978
5.	12	Chris Russ.....	1999
	12	Casey Fossum.....	1999
	12	Casey Fossum.....	1998
	12	Trey Moore.....	1993
	12	Keith Langston.....	1989
	12	Gary Geiger.....	1987
	12	Pat Hubert.....	1951

INNINGS PITCHED

NO.	IP	PITCHER	YEAR
1.	133.0	Casey Fossum.....	1999
2.	129.2	Michael Wacha.....	2011
3.	127.0	Jeff Granger.....	1993
4.	125.2	Ross Stripling.....	2011
5.	124.0	Kyle Nicholson.....	2007
6.	123.0	Mark Ross.....	1978
7.	122.0	Casey Fossum.....	1998
8.	121.0	Jeff Granger.....	1992
9.	120.0	Zach Jackson.....	2004
10.	118.0	Ross Stripling.....	2012

STRIKEOUTS

NO.	K	PITCHER	YEAR
1.	162	Casey Fossum.....	1999
2.	150	Jeff Granger.....	1993
3.	136	Barret Loux.....	2010
4.	130	Asa Lacy.....	2019
	130	Jeff Granger.....	1992
6.	129	Casey Fossum.....	1998
7.	127	Zach Jackson.....	2004
8.	125	Ryan Rupe.....	1998
9.	124	Ryan Prager.....	2024
10.	123	Michael Wacha.....	2011
	123	Chance Caple.....	1999

COMPLETE GAMES

NO.	CG	PITCHER	YEAR
1.	10	James Gibson.....	1976
2.	9	Dale Barry.....	1986
	9	Mark Thurmond.....	1979
	9	Mark Ross.....	1979
	9	Mark Thurmond.....	1978
	9	James Gibson.....	1975
7.	8	Casey Fossum.....	1999
	8	Jeff Granger.....	1993
	8	Ronnie Allen.....	1990
	8	Rick Leucken.....	1980
	8	Mark Ross.....	1977

EARNED RUN AVERAGE

(minimum 1 IP per team game)

NO.	ERA	IP	PITCHER	YEAR
1.	0.80	79.0	John Stilson.....	2010
2.	0.86	73.0	Doug Rau.....	1970
3.	1.09	115.0	James Gibson.....	1976
4.	1.24	50.0	Peter Munday.....	1955
5.	1.25	64.0	Paul Czerwinski.....	1971
6.	1.43	44.0	Walter Varvel.....	1967
	1.43	44.0	Ken Perrin.....	1966
8.	1.50	66.0	Bruce Katt.....	1972
9.	1.56	40.0	Ed Singley.....	1963
10.	1.58	34.0	Rocky Thompson.....	1968

SAVES

NO.	SV	Pitcher.....	Year
1.	14	Nolan Hoffman.....	2018
	14	Jason Jester.....	2013
3.	13	Scott Beerer.....	2003
4.	12	Kasey Kalich.....	2019
5.	11	Scott Centala.....	1988
6.	10	Evan Aschenbeck.....	2024
	10	John Stilson.....	2010
	10	Pat Jamison.....	1971
	10	Scott Centala.....	1989
10.	9	Travis Starling.....	2008
	9	Chris Russ.....	2001

CAREER RECORDS - TOP 10

GAMES (200-GAME CLUB)

NO.	GAMES	PLAYER	YEARS
1.	245	Krey Bratsen	2011-14
2.	241	Scott Livingstone	1985-88
3.	236	Kevin Gonzalez	2008-11
4.	231	Blake Allemand	2012-15
	231	Sean Heaney	1997-00
6.	228	Brodie Greene	2007-10
7.	223	Brian Thomas	1990-93
8.	222	Robert Harris	1992-95
9.	218	Kyle Colligan	2006-09
10.	217	Travis Williams	1989-92

AT-BATS

NO.	AB	PLAYER	YEARS
1.	881	Scott Livingstone	1985-88
2.	865	Sean Heaney	1997-00
3.	842	Krey Bratsen	2011-14
4.	818	Blake Allemand	2012-15
5.	814	Kyle Colligan	2006-09
6.	802	Robert Harris	1992-95
7.	794	Jason Tyner	1996-98
8.	771	Daylan Holt	1998-00
9.	768	Braden Shewmake	2017-19
10.	766	Kevin Gonzalez	2008-11

HITS

NO.	HITS	PLAYER	YEARS
1.	307	Jason Tyner	1996-98
2.	301	Scott Livingstone	1985-88
3.	261	Chuck Knoblauch	1987-89
4.	260	John Byington	1987-89
5.	257	Sean Heaney	1997-00
6.	252	Brodie Greene	2007-10
7.	249	Daylan Holt	1998-00
8.	248	Braden Shewmake	2017-19
9.	246	Cliff Pennington	2003-05
10.	243	Krey Bratsen	2011-14

BATTING AVERAGE

(minimum 300 AB and completed eligibility)

NO.	AVG.	PLAYER	YEARS
1.	.394	R.J. Englert	1970-72
2.	.387	Jason Tyner	1996-98
3.	.372	John Byington	1987-89
4.	.362	Joe Patterson	2009-10
5.	.356	Chuck Knoblauch	1987-89
6.	.352	John Scheschuk	1996-99
	.352	Johnny Hunter	1996-97
	.352	Steve Johnigan	1984-85
9.	.351	Jeff Schow	1985-86
10.	.350	Chad Allen	1994-96

RUNS

NO.	RUNS	PLAYER	YEARS
1.	217	Scott Livingstone	1985-88
2.	206	Chuck Knoblauch	1987-89
3.	202	Jason Tyner	1996-98
4.	198	John Byington	1987-89
5.	190	Brian Thomas	1990-93
6.	189	Kyle Colligan	2006-09
7.	187	Terry Taylor	1987-89
8.	177	Steven Truitt	1997-99
9.	176	Brodie Greene	2007-10
10.	171	Sean Heaney	1997-00
	171	Robert Harris	1992-95

DOUBLES

NO.	2B	PLAYER	YEARS
1.	75	Scott Livingstone	1985-88
2.	64	Steven Truitt	1997-99
3.	63	John Byington	1987-89
4.	62	Sean Heaney	1997-00
5.	55	Daylan Holt	1998-00
6.	53	Buddy Haney	1982-85
7.	52	Chuck Knoblauch	1987-89
8.	49	Tyler Naquin	2010-12
9.	45	Brian Thomas	1990-93
	45	Mike Scanlin	1983-86

TRIPLES

NO.	3B	PLAYER	YEARS
1.	14	Chad Allen	1994-96
	14	Brian Thomas	1990-93
	14	Joe Szekely	1980-82
	14	Mike Hurdle	1977-80
5.	13	Tyler Naquin	2010-12
	13	Billy Cannon	1981-83
7.	12	Brodie Greene	2007-10
	12	Mike Scanlin	1983-86
9.	11	Robert Bonner	1975-78
10.	10	Six Players Tied	

HOME RUNS

NO.	HR	PLAYER	YEARS
1.	56	Daylan Holt	1998-00
2.	53	Jace LaViolette	2023-present
3.	50	Scott Livingstone	1985-88
4.	47	John Byington	1987-89
5.	43	Mike Scanlin	1983-86
6.	42	Kyle Colligan	2006-09
7.	40	Luke Anders	2006-09
8.	34	Steven Truitt	1997-99
9.	30	Will Frizzell	2018-21
	30	Kyle Hawthorne	1977-79

RUNS BATTED IN

NO.	RBI	PLAYER	YEARS
1.	228	Scott Livingstone	1985-88
2.	225	John Byington	1987-89
3.	202	Daylan Holt	1998-00
4.	183	Terry Taylor	1987-89
5.	167	Jason Stephens	1994-97
6.	163	Robert Harris	1992-95
7.	161	Braden Shewmake	2017-19
8.	157	Luke Anders	2006-09
9	151	Jace LaViolette	2023-present
10.	147	Chuck Knoblauch	1987-89

TOTAL BASES

NO.	TB	PLAYER	YEARS
1.	543	Scott Livingstone	1985-88
2.	486	Daylan Holt	1998-00
3.	480	John Byington	1987-89
4.	428	Kyle Colligan	2006-09
	428	Steven Truitt	1997-99
6.	425	Mike Scanlin	1983-86
7.	414	Sean Heaney	1997-00
8.	402	Brodie Greene	2007-10
9.	392	Terry Taylor	1987-89
10.	382	Robert Harris	1992-95

STOLEN BASES

NO.	SB	PLAYER	YEARS
1.	118	Jason Tyner	1996-98
2.	88	Krey Bratsen	2011-14
3.	83	Chuck Knoblauch	1987-89
4.	63	Steven Truitt	1997-99
5.	56	Blake Stouffer	2005-08
6.	55	Brian Thomas	1990-93
7.	53	Cliff Pennington	2003-05
	53	Billy Harlan	1991-94
9.	49	Scott Arthur	2009-12
	49	Chad Allen	1994-96

WALKS

NO.	BB	PLAYER	YEARS
1.	140	Brian Thomas	1990-93
2.	132	Terry Taylor	1987-89
3.	125	Jace LaViolette	2023-present
	125	Erik Schindewolf	2001-04
	123	Blake Allemand	2012-15
6.	122	Robert Harris	1992-95
7.	120	Blake Stouffer	2005-08
8.	117	Scott Livingstone	1985-88
9.	113	Chuck Knoblauch	1987-89
10.	107	John Scheschuk	1996-99

APPEARANCES

NO.	APP.	PITCHER	YEARS
1.	105	Andrew Vinson.....	2013-16
2.	103	Kyle Thebeau.....	2006-09
3.	100	Estevan Uriegas.....	2009-12
4.	98	Kyle Martin.....	2010-13
5.	86	Chris Russ.....	1998-01
6.	83	Kyle Nicholson.....	2004-07
7.	82	Jason Meyer.....	2004-07
8.	81	Joseph Menefee.....	2019-22
9.	79	Nick Fleece.....	2008-11
10.	78	Chandler Jozwiak.....	2018-21
	78	Ty Schlottmann.....	2013-16

WINS

NO.	WINS	PITCHER	YEARS
1.	34	Mark Ross.....	1976-79
	34	Mark Thurmond.....	1976-79
3.	31	Ross Stripling.....	2009-12
	31	Jeff Granger.....	1991-93
5.	30	Ryan Rupe.....	1994-98
6.	27	Michael Wacha.....	2010-12
	27	Casey Fossum.....	1997-99
8.	26	Clint Thomas.....	1973-76
9.	25	James Gibson.....	1975-76
10.	24	Rick Luecken.....	1980-83

INNINGS PITCHED

NO.	IP	PITCHER.....	YEARS
1.	397.0	Mark Ross.....	1976-79
2.	353.2	Ross Stripling.....	2009-12
3.	348.2	Michael Wacha.....	2010-12
4.	347.0	Jeff Granger.....	1991-93
5.	343.1	Casey Fossum.....	1997-99
6.	322.0	Ryan Rupe.....	1994-98
7.	304.0	Jason Meyer.....	2004-07
8.	294.2	Mark Thurmond.....	1976-79
9.	285.2	Rick Luecken.....	1980-83
10.	280.0	Kyle Nicholson.....	2004-07

STRIKEOUTS (200-K CLUB)

NO.	K	PITCHER	YEARS
1.	404	Casey Fossum.....	1997-99
2.	401	Jeff Granger.....	1991-93
3.	340	Ross Stripling.....	2009-12
4.	336	Michael Wacha.....	2010-12
5.	281	Ryan Rupe.....	1994-98
6.	279	Barret Loux.....	2008-10
7.	273	Mark Thurmond.....	1976-79
8.	260	Jason Meyer.....	2004-07
9.	259	Kyle Thebeau.....	2006-09
10.	258	John Doxakis.....	2017-19

COMPLETE GAMES

NO.	CG	PITCHER	YEARS
1.	26	Mark Ross.....	1976-79
2.	25	Mark Thurmond.....	1976-79
3.	20	Ronnie Allen.....	1989-91
4.	19	James Gibson.....	1975-76
5.	18	Rick Luecken.....	1980-83
6.	17	Jeff Granger.....	1991-93
7.	16	Clint Thomas.....	1973-76
8.	15	Casey Fossum.....	1997-99
9.	14	Doug Rau.....	1968-70
	14	Joseph Hardgrove.....	1953-55

EARNED RUN AVERAGE

(minimum 100 IP and completed eligibility)

NO.	ERA	IP	NAME.....	YEARS
1.	1.27	170.1	John Stilson.....	2010-11
2.	1.70	190.0	Doug Rau.....	1968-70
3.	1.71	211.0	James Gibson.....	1975-76
4.	2.00	229.0	Chuck McGuire.....	1962-64
5.	2.03	115.0	Dale Barry.....	1986
6.	2.12	148.0	Tommy Chiles.....	1965-67
7.	2.29	294.0	Mark Thurmond.....	1976-79
8.	2.31	105.0	Wayne Schaper.....	1958-59
9.	2.45	348.2	Michael Wacha.....	2010-12
10.	2.52	135.0	John Crain.....	1962-64

SAVES

NO.	SV	PITCHER	YEARS
1.	23	Scott Centala.....	1987-89
2.	17	Jason Jester.....	2013-14
3.	16	Mark Ecker.....	2014-16
	16	Chris Russ.....	1998-01
5.	15	Travis Starling.....	2007-09
6.	14	Nolan Hoffman.....	2018
7.	13	Evan Aschenbeck.....	2023-24
	13	Scott Beerer.....	2003
	13	Brian Parker.....	1993-95
	13	John Pockrus.....	1977-79
	13	Pat Jamison.....	1970-71


WINNING PERCENTAGE

(minimum 100 IP)

NO.	W-L	PCT.	NAME	YEARS
1.	11-1	.917	David Newmann.....	2006-07
	11-1	.917	Dale Barry.....	1986
3.	9-1	.900	Steve Hughes.....	1988-91
4.	16-2	.889	Keith Langston.....	1988-89
5.	12-2	.857	David Benesh.....	1968-70
6.	17-3	.850	Pat Hubert.....	1950-51
7.	25-6	.839	James Gibson.....	1975-76
8.	10-2	.833	Brian Finch.....	2001-03
9.	14-3	.824	John Stilson.....	2010-11
10.	9-2	.818	Travis Starling.....	2007-09



A two-time All-American **JEFF GRANGER** (1991-93) may be most remembered by his unforgettable 21-strikeout performance against Lubbock Christian on April 2, 1993.



JAMAL GEORGE
JR. / UTIL / TRUJILLO, P.R. / ALABAMA STATE / 5-11 / 185 / S-R

SEASON/CAREER HIGHS

3 vs. Texas State (2/25/25)
1 (2x) vs. Cal Poly (2/22/25)
1 vs. Cal Poly (2/22/25)

1 vs. Cal Poly (2/22/25)
1 vs. Cal Poly (2/22/25)
1 (2x) vs. Texas State (2/25/25)


At-Bats
Hits
Doubles
Triples
Home Runs
RBI
Runs Scored
Walks
Hit by Pitch
Stolen Bases

7 at Florida A&M (5/19/23)
4 (3x) vs. Jackson State (4/14/24)
1 (23x) vs. Cal Poly (2/22/25)
2 vs. Southern U (5/23/24)
5 vs. Southern U (5/23/24)
4 (2x) vs. Jackson State (4/14/23)
2 (5x) vs. Florida A&M (5/27/24)
1 (12x) vs. Grambling (5/24/24)
2 (2x) vs. Alabama A&M (3/22/24)

YR.	AVG.	GP/GS	AB	R	H	2B	3B	HR	RBI	BB	SB/ATT
2023	.284	57/56	197	42	56	12	0	6	34	28	8/12
2024	.316	50/47	174	44	54	10	0	9	35	23	10/10
2025	.286	4/2	7	2	2	1	0	0	1	2	0/0
Totals	.296	111/105	378	88	112	23	0	15	70	53	18/22

2025 GAME-BY-GAME STATS

Date	Opponent	Pos	AB	R	H	RBI	2B	3B	HR	BB	SB	CS	HBP	SAC	SF	GDP	K	PO	A	E	Avg
Feb 16	ELON	of	1	1	1	0	0	0	0	0	0	0	0	0	0	0	0	0	0	0	1.000
Feb 22	CAL POLY	*of	2	1	1	1	1	0	0	1	0	0	0	0	0	0	0	6	0	0	.667
Feb 25	TEXAS STATE	*of	3	0	0	0	0	0	0	1	0	0	0	0	0	0	3	4	0	0	.333
Feb 28	vs Arizona	of	1	0	0	0	0	0	0	0	0	0	0	0	0	0	1	0	0	0	.286
Totals		2gs	7	2	2	1	1	0	0	2	0	0	0	0	0	0	4	10	0	0	.286



JACOB GALLOWAY
JR. / C / CAMARILLO, CALIF. / USC / 5-9 / 180 / L-R

SEASON/CAREER HIGHS

4 (4x) vs. Arizona (2/28/25)
3 vs. Elon (2/16/25)
1 (2x) vs. Cal Poly (2/14/25)

1 vs. Elon (2/16/25)
4 vs. Elon (2/16/25)
2 vs. Rice (3/2/25)
2 vs. Rice (3/2/25)

1 vs. Elon (2/16/25)


At-Bats
Hits
Doubles
Triples
Home Runs
RBI
Runs Scored
Walks
Hit by Pitch
Stolen Bases

6 (2x) at Stanford (3/17/24)
3 (8x) vs. Elon (2/16/25)
2 (2x) vs. Ohio State (2/18/24)
1 vs. Long Beach State (5/2/23)
1 (8x) vs. Elon (2/16/25)
4 (2x) vs. Elon (2/16/25)
3 (3x) vs. Oregon State (3/29/24)
3 at UCLA (3/22/24)
2 vs. Oregon (5/6/23)
1 (3x) vs. Elon (2/16/25)

YR.	AVG.	GP/GS	AB	R	H	2B	3B	HR	RBI	BB	SB/ATT
2023	.365	24/19	63	12	23	5	1	1	11	3	0/1
2024	.286	58/57	213	42	61	17	0	6	40	27	2/3
2025	.250	7/6	20	3	5	2	0	1	5	3	1/2
Totals	.301	89/82	296	57	89	24	1	8	56	33	3/6

2025 GAME-BY-GAME STATS

Date	Opponent	Pos	AB	R	H	RBI	2B	3B	HR	BB	SB	CS	HBP	SAC	SF	GDP	K	PO	A	E	Avg
Feb 14	ELON	*c	4	0	1	0	1	0	0	0	0	0	0	0	0	0	1	10	0	1	.250
Feb 16	ELON	*c	4	1	3	4	0	0	1	0	1	0	0	0	0	0	0	9	0	0	.500
Feb 21	CAL POLY	*c	4	0	1	1	1	0	0	0	0	0	0	0	0	0	0	4	0	0	.417
Feb 23	CAL POLY	*c	2	0	0	0	0	0	0	1	0	1	0	0	0	0	0	10	1	0	.357
Feb 28	vs Arizona	*c	4	0	0	0	0	0	0	0	0	0	0	0	0	0	0	13	0	0	.278
Mar 02	vs Rice	*c	2	2	0	0	0	0	0	2	0	0	0	0	0	0	0	12	0	0	.250
Totals		6gs	20	3	5	5	2	0	1	3	1	1	0	0	0	0	1	59	1	1	.250



TERRENCE KIEL II
FR. / INF-OF / ATLANTA, GA. / PACE ACADEMY / 6-1 / 185 / S-R

SEASON/CAREER HIGHS

4 (2x) vs. Rice (3/2/25)
3 vs. Rice (3/2/25)

3 vs. Rice (3/2/25)
2 (2x) vs. Rice (3/2/25)
2 vs. Elon (2/14/25)
1 vs. Cal Poly (2/21/25)
1 (2x) vs. Cal Poly (2/21/25)


At-Bats
Hits
Doubles
Triples
Home Runs
RBI
Runs Scored
Walks
Hit by Pitch
Stolen Bases

4 (2x) vs. Rice (3/2/25)
3 vs. Rice (3/2/25)
3 vs. Rice (3/2/25)
2 (2x) vs. Rice (3/2/25)
2 vs. Elon (2/14/25)
1 vs. Cal Poly (2/21/25)
1 (2x) vs. Cal Poly (2/21/25)

YR.	AVG.	GP/GS	AB	R	H	2B	3B	HR	RBI	BB	SB/ATT
2025	.400	10/8	25	6	10	0	0	0	6	4	2/3
Totals	.400	10/8	25	6	10	0	0	0	6	4	2/3

2025 GAME-BY-GAME STATS

Date	Opponent	Pos	AB	R	H	RBI	2B	3B	HR	BB	SB	CS	HBP	SAC	SF	GDP	K	PO	A	E	Avg
Feb 14	ELON	*of	2	0	0	1	0	0	0	2	0	0	0	0	0	0	0	2	0	0	.000
Feb 15	ELON	*of	4	1	2	2	0	0	0	0	0	0	0	0	0	0	0	2	0	0	.333
Feb 16	ELON	*of	2	2	2	0	0	0	0	1	1	0	0	0	0	0	0	2	0	0	.500
Feb 21	CAL POLY	*of	3	1	1	0	0	0	0	0	1	0	1	0	0	0	1	2	0	0	.455
Feb 23	CAL POLY	*of	3	0	1	0	0	0	0	0	0	0	0	0	0	0	0	2	1	0	.429
Feb 25	TEXAS STATE	ph/of	1	0	0	0	0	0	0	0	0	0	0	0	0	1	0	1	0	0	.400
Feb 28	vs Arizona	*of	3	0	1	0	0	0	0	1	0	0	0	0	0	0	1	1	0	0	.389
Mar 01	vs Oklahoma State	*of	3	0	0	0	0	0	0	0	0	0	0	0	0	0	1	1	1	0	.333
Mar 02	vs Rice	*of	4	2	3	3	0	0	0	0	0	0	0	0	0	0	0	0	0	0	.400
Totals		8gs	25	6	10	6	0	0	0	4	2	1	1	0	0	1	3	13	2	0	.400



GAVIN KASH
SR. / INF-OF / SOUR LAKE, TEXAS / TEXAS TECH / 6-3 / 215 / L-R

SEASON/CAREER HIGHS

5 vs. Cal Poly (2/21/25)
2 (2x) vs. Rice (3/2/25)
1 vs. Elon (2/14/25)

1 vs. Rice (3/2/25)
1 (2x) vs. Rice (3/2/25)
3 vs. Rice (3/2/25)
2 (2x) vs. Rice (3/2/25)


At-Bats
Hits
Doubles
Triples
Home Runs
RBI
Runs Scored
Walks
Hit by Pitch
Stolen Bases

8 vs. Gardner-Webb (3/2/24)
5 (2x) vs. Gardner-Webb (3/2/24)
4 vs. Gardner-Webb (3/2/24)
1 (3x) at Texas (3/26/23)
2 (8x) vs. UTRGV (4/30/24)
6 (3x) vs. Gardner-Webb (3/2/24)
4 (3x) at Abilene Christian (4/10/24)
3 vs. Kansas (5/20/23)
1 (6x) vs. Cincinnati (5/23/24)
2 vs. Air Force (3/1/23)

YR.	AVG.	GP/GS	AB	R	H	2B	3B	HR	RBI	BB	SB/ATT
2022	.174	16/4	23	1	4	1	0	0	0	1	0/0
2023	.327	64/64	263	67	86	12	3	26	84	34	2/2
2024	.300	56/55	237	49	71	17	0	15	51	23	3/3
2025	.207	9/9	29	6	6	1	0	1	2	6	0/0
Totals	.303	145/132	552	123	167	31	3	42	137	64	5/5

2025 GAME-BY-GAME STATS

Date	Opponent	Pos	AB	R	H	RBI	2B	3B	HR	BB	SB	CS	HBP	SAC	SF	GDP	K	PO	A	E	Avg
Feb 14	ELON	*of	4	1	1	0	1	0	0	0	0	0	0	0	0	0	2	2	1	0	.250
Feb 15	ELON	*of	4	1	2	0	0	0	0	0	0	0	0	0	0	0	0	0	0	1	.375
Feb 16	ELON	*of	2	1	0	0	0	0	0	2	0	0	0	0	0	0	0	1	0	0	.300
Feb 21	CAL POLY	*of	5	0	0	0	0	0	0	0	0	0	0	0	0	0	0	2	0	0	.200
Feb 22	CAL POLY	*of	3	0	1	0	0	0	0	1	0	0	0	0	0	0	1	0	0	0	.222
Feb 23	CAL POLY	*of	4	0	0	1	0	0	0	0	0	0	0	0	0	0	0	0	0	0	.182
Feb 25	TEXAS STATE	*of	3	0	0	0	0	0	0	0	0	0	0	0	0	0	2	0	0	0	.160
Feb 28	vs Arizona	*of	2	0	0	0	0	0	0	1	0	0	0	0	0	0	2	3	0	0	.148
Mar 02	vs Rice	*of	2	3	2	1	0	0	1	2	0	0	0	0	0	0	0	1	0	0	.207
Totals		9gs	29	6	6	2	1	0	1	6	0	0	0	0	0	0	7	9	1	1	.207



SAWYER FARR
FR. / INF / FORT WORTH, TEXAS / BOSWELL / 6-4 / 190 / S-R

SEASON/CAREER HIGHS

4 (2x) vs. Oklahoma State (3/1/25)
1 (2x) vs. Arizona (2/28/25)

1 vs. Arizona (2/28/25)

1 (3x) vs. Rice (3/2/25)
1 (2x) vs. Rice (3/2/25)
1 vs. Cal Poly (2/22/25)
1 vs. Texas State (2/25/25)

At-Bats
Hits
Doubles
Triples
Home Runs
RBI
Runs Scored
Walks
Hit by Pitch
Stolen Bases

4 (2x) vs. Oklahoma State (3/1/25)
1 (2x) vs. Arizona (2/28/25)


1 vs. Arizona (2/28/25)

1 (3x) vs. Rice (3/2/25)
1 (2x) vs. Rice (3/2/25)
1 vs. Cal Poly (2/22/25)
1 vs. Texas State (2/25/25)

YR.	AVG.	GP/GS	AB	R	H	2B	3B	HR	RBI	BB	SB/ATT
2025	.125	6/4	16	3	2	0	1	0	0	2	1/1
Totals	.125	6/4	16	3	2	0	1	0	0	2	1/1

2025 GAME-BY-GAME STATS

Date	Opponent	Pos	AB	R	H	RBI	2B	3B	HR	BB	SB	CS	HBP	SAC	SF	GDP	K	PO	A	E	Avg
Feb 16	ELON	ph/2	2	0	0	0	0	0	0	0	0	0	0	0	0	0	2	2	1	0	.000
Feb 22	CAL POLY	ph	0	1	0	0	0	0	0	0	0	0	1	0	0	0	0	0	0	0	.000
Feb 25	TEXAS STATE	*2b	3	1	1	0	0	0	0	1	1	0	0	0	0	0	1	3	1	0	.200
Feb 28	vs Arizona	*2b	4	0	1	0	0	1	0	0	0	0	0	0	0	0	3	1	2	0	.222
Mar 01	vs Oklahoma State	*2b	4	0	0	0	0	0	0	0	0	0	0	0	0	0	2	0	2	0	.154
Mar 02	vs Rice	*2b	3	1	0	0	0	0	0	1	0	0	0	0	0	0	0	2	0	0	.125
Totals		4gs	16	3	2	0	0	1	0	2	1	0	1	0	0	0	8	8	6	0	.125



KAEDEN KENT
JR. / INF / AUSTIN, TEXAS / LAKE TRAVIS / 6-2 / 200 / L-R

SEASON/CAREER HIGHS

5 (2x) vs. Arizona (2/28/25)
2 (3x) vs. Rice (3/2/25)

2 vs. Rice (3/2/25)
4 vs. Elon (2/16/25)
2 (3x) vs. Rice (3/2/25)
2 vs. Elon (2/14/25)


At-Bats
Hits
Doubles
Triples
Home Runs
RBI
Runs Scored
Walks
Hit by Pitch
Stolen Bases

6 vs. Texas Tech (3/5/23)
3 (3x) vs. No. 1 Tennessee (6/22/24)
2 vs. UIW (3/7/23)
1 vs. Seattle (2/19/23)
2 vs. Rice (3/2/25)
4 (5x) vs. Elon (2/16/25)
5 vs. Oregon (6/9/24)
2 (2x) vs. Elon (2/14/25)
1 (2x) vs. Wagner (2/25/24)
2 vs. UIW (3/7/23)

YR.	AVG.	GP/GS	AB	R	H	2B	3B	HR	RBI	BB	SB/ATT
2023	.265	28/21	83	9	22	4	1	1	23	8	3/4
2024	.327	51/24	110	23	36	6	0	4	28	16	0/2
2025	.297	10/10	37	8	11	0	0	4	9	5	0/0
Totals	.300	89/55	230	40	69	10	1	9	60	29	3/6

2025 GAME-BY-GAME STATS

Date	Opponent	Pos	AB	R	H	RBI	2B	3B	HR	BB	SB	CS	HBP	SAC	SF	GDP	K	PO	A	E	Avg
Feb 14	ELON	*ss	2	0	0	1	0	0	0	2	0	0	0	0	0	0	1	4	3	0	.000
Feb 15	ELON	*ss	3	2	2	0	0	0	0	1	0	0	0	0	0	0	1	1	3	0	.400
Feb 16	ELON	*ss	3	2	1	4	0	0	1	1	0	0	0	0	0	0	0	0	2	0	.375
Feb 21	CAL POLY	*ss	4	0	1	0	0	0	0	0	0	0	0	0	0	0	0	2	2	1	.333
Feb 22	CAL POLY	*ss	4	1	1	0	0	0	0	0	0	0	0	0	0	0	1	2	5	0	.312
Feb 23	CAL POLY	*ss	3	0	1	0	0	0	0	0	0	0	0	0	0	0	0	2	3	0	.316
Feb 25	TEXAS STATE	*ss	5	1	1	1	0	0	1	0	0	0	0	0	0	0	0	3	2	0	.292
Feb 28	vs Arizona	*ss	5	0	2	0	0	0	0	0	0	0	0	0	0	0	1	3	1	0	.310
Mar 01	vs Oklahoma State	*ss	4	0	0	0	0	0	0	0	0	0	0	0	0	0	1	2	1	1	.273
Mar 02	vs Rice	*ss	4	2	2	3	0	0	2	1	0	0	0	0	0	0	0	0	0	0	.297
Totals		10gs	37	8	11	9	0	0	4	5	0	0	0	0	0	0	5	19	22	2	.297



WYATT HENSELER
SR. / INF / EMMAUS, PENN. / PENN / 6-1 / 215 / R-R

SEASON/CAREER HIGHS

5 vs. Texas State (2/25/25)
3 (2x) vs. Texas State (2/25/25)
1 (4x) vs. Oklahoma State (3/1/25)

1 (3x) vs. Rice (3/2/25)
2 (2x) vs. Rice (3/2/25)
1 (8x) vs. Rice (3/2/25)
1 vs. Arizona (2/28/25)
2 vs. Cal Poly (2/21/25)


At-Bats
Hits
Doubles
Triples
Home Runs
RBI
Runs Scored
Walks
Hit by Pitch
Stolen Bases

6 (7x) vs. Cornell (5/20/24)
4 (3x) vs. Dartmouth (5/4/24)
2 (8x) at Columbia (3/31/24)
1 (4x) at Yale (4/6/24)
2 (3x) at Harvard (4/27/24)
7 at Villanova (4/12/23)
5 (3x) vs. Dartmouth (5/4/24)
4 vs. Lafayette (3/17/24)
2 (6x) vs. Cal Poly (2/21/25)

YR.	AVG.	GP/GS	AB	R	H	2B	3B	HR	RBI	BB	SB/ATT
2021	.365	14/14	52	12	19	7	1	0	17	4	0/1
2022	.383	48/48	188	57	72	17	0	14	53	23	0/0
2023	.321	50/50	215	48	69	17	1	18	63	15	0/0
2024	.360	49/49	200	64	72	9	2	22	56	28	0/1
2025	.389	10/10	36	8	14	4	0	3	7	1	0/0
Totals	.356	171/171	691	189	246	54	4	57	196	71	0/2

2025 GAME-BY-GAME STATS

Date	Opponent	Pos	AB	R	H	RBI	2B	3B	HR	BB	SB	CS	HBP	SAC	SF	GDP	K	PO	A	E	Avg
Feb 14	ELON	*2b	3	1	1	0	0	0	0	0	0	0	1	0	0	0	0	0	3	0	.333
Feb 15	ELON	*2b	4	1	1	0	0	0	0	0	0	0	1	0	0	0	1	1	1	0	.286
Feb 16	ELON	*2b/3	4	0	0	1	0	0	0	0	0	0	0	0	1	1	2	0	1	0	.182
Feb 21	CAL POLY	*2b	3	1	3	0	1	0	0	0	0	0	2	0	0	0	0	1	3	0	.357
Feb 22	CAL POLY	*2b	4	1	1	0	1	0	0	0	0	0	0	0	0	0	0	0	2	0	.333
Feb 23	CAL POLY	*2b	4	1	1	0	0	0	0	0	0	0	0	0	0	1	0	3	1	0	.318
Feb 25	TEXAS STATE	*3b	5	1	3	1	1	0	1	0	0	0	0	0	0	0	0	0	1	0	.370
Feb 28	vs Arizona	*3b	2	1	1	2	0	0	1	1	0	0	1	0	0	0	0	1	1	0	.379
Mar 01	vs Oklahoma State	*3b	3	0	2	0	1	0	0	0	0	0	1	0	0	0	1	0	1	1	.406
Mar 02	vs Rice	*3b	4	1	1	2	0	0	1	0	0	0	0	0	0	0	1	0	1	0	.389
Totals		10gs	36	8	14	7	4	0	3	1	0	0	6	0	1	2	5	6	15	1	.389



GAVIN GRAHOVAC
SO. / INF-OF / ORANGE, CALIF. / VILLA PARK / 6-2 / 220 / R-R

SEASON/CAREER HIGHS

5 vs. Elon (2/14/25)
2 vs. Elon (2/15/25)
1 vs. Cal Poly (2/22/25)

1 (2x) vs. Cal Poly (2/21/25)
2 (2x) vs. Cal Poly (2/22/25)
4 vs. Elon (2/15/25)
2 vs. Elon (2/15/25)
2 vs. Cal Poly (2/21/25)
1 vs. Cal Poly (2/21/25)


At-Bats
Hits
Doubles
Triples
Home Runs
RBI
Runs Scored
Walks
Hit by Pitch
Stolen Bases

7 vs. No. 21 Auburn (3/30/24)
3 (7x) vs. Rice (5/7/24)
1 (16x) vs. Cal Poly (2/22/25)
N/A
2 (2x) vs. No. 1 Tennessee (5/23/24)
5 vs. No. 21 Mississippi St. (3/21/24)
4 (2x) vs. Elon (2/15/25)
3 (2x) vs. No. 2 Arkansas (5/18/24)
2 vs. Cal Poly (2/21/25)
2 vs. Grambling (5/31/24)

YR.	AVG.	GP/GS	AB	R	H	2B	3B	HR	RBI	BB	SB/ATT
2024	.298	67/67	285	83	85	16	0	23	66	36	4/5
2025	.227	6/6	22	7	5	1	0	2	6	1	1/1
Totals	.293	73/73	307	90	90	17	0	25	72	37	5/6

2025 GAME-BY-GAME STATS

Date	Opponent	Pos	AB	R	H	RBI	2B	3B	HR	BB	SB	CS	HBP	SAC	SF	GDP	K	PO	A	E	Avg
Feb 14	ELON	*3b	5	0	0	0	0	0	0	0	0	0	0	0	0	0	1	1	0	0	.000
Feb 15	ELON	*3b	4	4	2	2	0	0	1	1	0	0	0	0	0	0	0	0	0	1	.222
Feb 16	ELON	*3b	2	1	1	1	0	0	0	0	0	0	1	0	0	0	1	0	0	0	.273
Feb 21	CAL POLY	*3b	3	2	1	1	0	0	1	0	1	0	2	0	0	0	2	0	1	0	.286
Feb 22	CAL POLY	*3b	4	0	1	2	1	0	0	0	0	0	0	0	0	0	1	0	2	0	.278
Feb 23	CAL POLY	*3b	4	0	0	0	0	0	0	0	0	0	0	0	0	0	1	1	1	2	.227
Totals		6gs	22	7	5	6	1	0	2	1	1	0	3	0	0	0	6	2	4	3	.227



BEN ROYO
JR. / INF / CORPUS CHRISTI, TEXAS / RICE / 6-2 / 200 / R-R

SEASON/CAREER HIGHS

1 vs. Rice (3/2/25)

At-Bats
Hits
Doubles
Triples
Home Runs
RBI
Runs Scored
Walks
Hit by Pitch
Stolen Bases

5 (11x) vs. HCU (3/17/24)
3 (4x) vs. DBU (4/28/23)
1 (5x) vs. HCU (3/17/24)
1 vs. Louisiana Tech (4/7/23)
1 at Wichita State (3/29/24)
4 (2x) at Houston (4/4/23)
4 vs. Houston (5/10/23)
2 vs. Houston (5/10/23)
1 (3x) vs. Prairie View A&M (5/16/23)
1 (5x) vs. UIW (4/9/24)

YR.	AVG.	GP/GS	AB	R	H	2B	3B	HR	RBI	BB	SB/ATT
2023	.261	49/48	184	32	48	4	1	13	40	15	3/3
2024	.169	27/23	77	9	13	1	0	1	5	6	2/2
2025	.000	2/0	1	0	0	0	0	0	0	0	0/0
Totals	.233	78/71	262	41	61	5	1	14	45	21	5/5

2025 GAME-BY-GAME STATS

Date	Opponent	Pos	AB	R	H	RBI	2B	3B	HR	BB	SB	CS	HBP	SAC	SF	GDP	K	PO	A	E	Avg
Mar 02	vs Rice	ph/3	1	0	0	0	0	0	0	0	0	0	0	0	0	0	0	0	0	0	.000
Totals		0gs	1	0	0	0	0	0	0	0	0	0	0	0	0	0	0	0	0	0	.000



HAYDEN SCHOTT
GR. / OF / NEWPORT BEACH, CALIF. / COLUMBIA / 6-2 / 220 / L-R

SEASON/CAREER HIGHS

5 (3x) vs. Rice (3/2/25)
3 vs. Elon (2/15/25)


At-Bats
Hits
Doubles
Triples
Home Runs
RBI
Runs Scored
Walks
Hit by Pitch
Stolen Bases

7 vs. Rhode Island (3/10/24)
4 (2x) vs. Oregon (6/9/24)
1 (14x) vs. No. 1 Tennessee (6/22/24)
1 (2x) at LSU (5/5/24)
1 (10x) vs. Rice (3/2/25)
4 (2x) vs. Oregon (6/9/24)
3 (2x) vs. Oregon (6/9/24)
2 (6x) vs. Florida (6/19/24)
1 (5x) at LSU (5/3)
1 at No. 22 South Carolina (4/7/24)

YR.	AVG.	GP/GS	AB	R	H	2B	3B	HR	RBI	BB	SB/ATT
2022	.320	50/49	197	44	63	18	0	12	55	10	2/3
2023	.333	45/45	186	45	62	16	2	11	31	22	0/1
2024	.335	68/68	263	45	88	15	2	8	63	34	1/2
2025	.189	10/9	37	3	7	0	0	2	10	3	0/0
Totals	.322	173/171	683	137	220	49	4	33	159	69	3/6

2025 GAME-BY-GAME STATS

Date	Opponent	Pos	AB	R	H	RBI	2B	3B	HR	BB	SB	CS	HBP	SAC	SF	GDP	K	PO	A	E	Avg
Feb 14	ELON	*dh	3	0	0	0	0	0	0	1	0	0	0	0	0	0	3	0	0	0	.000
Feb 15	ELON	*dh	5	1	3	3	0	0	1	0	0	0	0	0	0	0	1	0	0	0	.375
Feb 16	ELON	*dh	4	1	0	0	0	0	0	1	0	0	0	0	0	0	0	0	0	0	.250
Feb 21	CAL POLY	*dh	5	0	1	3	0	0	0	0	0	0	0	0	0	0	0	0	0	0	.235
Feb 22	CAL POLY	*dh	4	0	0	0	0	0	0	0	0	0	0	0	0	0	4	0	0	0	.190
Feb 23	CAL POLY	*dh	4	0	2	1	0	0	0	0	0	0	0	0	0	0	1	0	0	0	.240
Feb 25	TEXAS STATE	*dh	2	0	0	0	0	0	0	1	0	0	0	0	0	0	0	0	0	0	.222
Feb 28	vs Arizona	*dh	4	0	0	0	0	0	0	0	0	0	0	0	0	0	2	0	0	0	.194
Mar 01	vs Oklahoma State	ph	1	0	0	0	0	0	0	0	0	0	0	0	0	0	0	0	0	0	.188
Mar 02	vs Rice	*dh	5	1	1	3	0	0	1	0	0	0	0	0	0	0	2	0	0	0	.189
Totals		9gs	37	3	7	10	0	0	2	3	0	0	0	0	0	0	13	0	0	0	.189




CADEN SORRELL
SO. / OF / HIGHLAND VILLAGE, TEXAS / FLOWER MOUND MARCUS / 6-3 / 205 / L-L

SEASON/CAREER HIGHS

At-Bats 6 vs. No. 21 Auburn (3/30/24)
Hits 4 vs Houston (4/23/24)
Doubles 1 (7x) vs. No. 1 Tennessee (6/24/24)
Triples 1 (5x) at LSU (5/5)
Home Runs 2 at No. 12 Alabama (4/19/24)
RBI 5 (2x) vs. No. 17 Georgia (4/27/24)
Runs Scored 3 (2x) vs. Rice (5/7/24)
Walks 3 at LSU (5/5/24)
Hit by Pitch 1 (3x) vs. Grambling (5/31/24)
Stolen Bases 2 vs. Grambling (5/31/24)

YR.	AVG.	GP/GS	AB	R	H	2B	3B	HR	RBI	BB	SB/ATT
2024	.275	62/48	182	44	50	8	5	11	43	24	9/10
2025	-	-	-	-	-	-	-	-	-	-	-
Totals	.275	62/48	182	44	50	8	5	11	43	24	9/10

2025 GAME-BY-GAME STATS



ISAAC MORTON
SO. / RHP / BLAINE, MINN. / SPRING LAKE PARK / 6-3 / 190 / R-R


SEASON/CAREER HIGHS

2.0 vs. Elon (2/15/25)
2 vs. Elon (2/15/25)
3 vs. Elon (2/15/25)
2 vs. Texas State (2/25/25)
IP 2.2 vs. PVAMU (3/20/24)
H 2 vs. Elon (2/15/25)
SO 4 (2x) vs. PVAMU (3/20/24)
BB 3 (2x) at Ole Miss (5/11/24)

YR.	W-L	ERA	APP/GS	SV	IP	H	R	ER	BB	SO
2024	1-0	2.87	10/4	0	15.2	6	10	5	17	22
2025	1-0	3.37	2/0	0	2.2	3	1	1	3	4
Totals	2-0	2.95	12/4	0	17.2	9	11	6	20	26

2025 GAME-BY-GAME STATS

Date	Opponent	GS	IP	H	R	ER	BB	SO	2B	3B	HR	WP	BK	HBP	IBB	Score	W-L	Sv	ERA	NP
Feb 15	ELON		2.0	2	0	0	1	3	0	0	0	0	0	1	0	16-6	1-0	0	0.00	45
Feb 25	TEXAS STATE		0.2	1	1	1	2	1	0	0	0	0	0	1	0	3-7	1-0	0	3.38	24
Totals		0	2.2	3	1	1	3	4	0	0	0	0	0	2	0	19-13	1-0	0	3.38	-



MATT BERGEVIN
SR. / INF / TEMPE, ARIZ. / FAIRFIELD / 6-4 / 250 / R-R

SEASON/CAREER HIGHS

4 vs. Rice (3/2/25)
1 vs. Oklahoma State (3/1/25)

1 vs. Texas State (2/25/25)


At-Bats
Hits
Doubles
Triples
Home Runs
RBI
Runs Scored
Walks
Hit by Pitch
Stolen Bases

6 (3x) vs. Niagara (5/27/22)
5 vs. Saint Peter's (4/22/22)
2 (5x) vs. Iona (3/29/24)
1 at UNC Greensboro (2/17/24)
2 (5x) vs. Siena (4/27/24)
6 (3x) vs. Iona (3/30/24)
4 at Marist (5/14/23)
3 (3x) at FGCU (3/10/24)
1 (15x) vs. Mount St. Mary's (5/23/24)
2 at Manhattan (4/6/23)

YR.	AVG.	GP/GS	AB	R	H	2B	3B	HR	RBI	BB	SB/ATT
2022	.264	52/51	197	41	52	13	0	10	44	35	1/2
2023	.363	49/49	182	49	66	14	0	9	44	32	5/7
2024	.287	55/55	209	58	60	15	1	18	59	45	1/3
2025	.125	4/2	8	0	1	0	0	0	0	1	0/0
Totals	.300	160/157	596	148	179	42	1	37	147	113	7/12

2025 GAME-BY-GAME STATS

Date	Opponent	Pos	AB	R	H	RBI	2B	3B	HR	BB	SB	CS	HBP	SAC	SF	GDP	K	PO	A	E	Avg
Feb 16	ELON	1b	1	0	0	0	0	0	0	0	0	0	0	0	0	0	0	4	1	0	.000
Feb 25	TEXAS STATE	ph/d	0	0	0	0	0	0	0	1	0	0	0	0	0	0	0	0	0	0	.000
Mar 01	vs Oklahoma State	*dh	3	0	1	0	0	0	0	0	0	0	0	0	0	0	1	0	0	0	.250
Mar 02	vs Rice	*1b	4	0	0	0	0	0	0	0	0	0	0	0	0	0	1	4	0	0	.125
Totals		2gs	8	0	1	0	0	0	0	1	0	0	0	0	0	0	2	8	1	0	.125



BEAR HARRISON
SO. / C / DANVILLE, CALIF. / SAINT MARY'S / 6-3 / 230 / R-R

SEASON/CAREER HIGHS

3 (2x) vs. Oklahoma State (2/25/25)

2 vs. Elon (2/15/25)
2 vs. Elon (2/15/25)


At-Bats
Hits
Doubles
Triples
Home Runs
RBI
Runs Scored
Walks
Hit by Pitch
Stolen Bases

5 (4x) at California (4/9/24)
3 (4x) at Portland (5/16/24)
1 (8x) vs. Gonzaga (5/24/24)
2 vs. Utah Valley (2/23/24)
4 (2x) vs. Pacific (5/12/24)
2 (5x) vs. Elon (2/15/25)
4 vs. Portland (5/23/24)
1 (3x) vs. California (4/10/24)

YR.	AVG.	GP/GS	AB	R	H	2B	3B	HR	RBI	BB	SB/ATT
2024	.322	43/42	146	24	47	8	0	8	36	21	0/2
2025	.000	4/4	9	2	0	0	0	0	0	4	0/0
Totals	.303	47/46	155	26	47	8	0	8	36	25	0/2

2025 GAME-BY-GAME STATS

Date	Opponent	Pos	AB	R	H	RBI	2B	3B	HR	BB	SB	CS	HBP	SAC	SF	GDP	K	PO	A	E	Avg
Feb 15	ELON	*c	2	2	0	0	0	0	0	2	0	0	0	0	0	0	1	13	0	0	.000
Feb 22	CAL POLY	*c	1	0	0	0	0	0	0	1	0	0	0	0	0	0	1	5	0	0	.000
Feb 25	TEXAS STATE	*c	3	0	0	0	0	0	0	1	0	0	0	0	0	0	1	10	1	0	.000
Mar 01	vs Oklahoma State	*c	3	0	0	0	0	0	0	0	0	0	0	0	0	0	1	14	0	0	.000
Totals		4gs	9	2	0	0	0	0	0	4	0	0	0	0	0	0	4	42	1	0	.000



JACE LAVIOLETTE
JR. / OF / KATY, TEXAS / TOMPKINS / 6-6 / 230 / L-L

SEASON/CAREER HIGHS

4 (4x) vs. Rice (3/2/25)
3 vs. Rice (3/2/25)
1 vs. Cal Poly (2/15/25)

2 vs. Elon (2/15/25)
5 vs. Elon (2/15/25)
3 vs. Elon (2/15/25)
2 (4x) vs. Arizona (2/28/25)
1 vs. Arizona (2/28/25)
1 (3x) vs. Rice (2/16/25)


At-Bats
Hits
Doubles
Triples
Home Runs
RBI
Runs Scored
Walks
Hit by Pitch
Stolen Bases

7 vs. Texas Tech (3/5/23)
4 vs. Air Force (4/16/24)
2 (3x) at No. 12 Alabama (4/19/24)
1 (5x) vs. Air Force (4/16/24)
3 at Mississippi State (5/19/23)
6 (2x) vs. No. 6 Vandy (4/12/24)
4 vs. Air Force (4/16/24)
4 at Mississippi State (5/18/23)
1 (12x) vs. Arizona (2/28/25)
2 (5x) vs. Tennessee (5/23/23)

YR.	AVG.	GP/GS	AB	R	H	2B	3B	HR	RBI	BB	SB/ATT
2023	.287	64/64	223	50	64	10	2	21	63	48	18/22
2024	.305	68/68	259	87	79	16	3	29	78	64	7/9
2025	.281	10/10	32	10	9	1	0	3	10	13	3/3
Totals	.296	142/142	514	147	152	27	5	53	151	125	28/34

2025 GAME-BY-GAME STATS

Date	Opponent	Pos	AB	R	H	RBI	2B	3B	HR	BB	SB	CS	HBP	SAC	SF	GDP	K	PO	A	E	Avg
Feb 14	ELON	*of	3	0	0	0	0	0	0	1	1	0	0	0	0	0	1	3	0	0	.000
Feb 15	ELON	*of	4	3	2	5	0	0	2	1	0	0	0	0	0	0	1	0	0	0	.286
Feb 16	ELON	*of	3	1	1	2	0	0	1	2	1	0	0	0	0	0	1	1	1	0	.300
Feb 21	CAL POLY	*of	3	2	1	1	1	0	0	2	0	0	0	0	0	0	1	8	0	0	.308
Feb 22	CAL POLY	*of	4	0	0	0	0	0	0	0	0	0	0	0	0	0	3	2	0	0	.235
Feb 23	CAL POLY	*of	2	1	0	0	0	0	0	2	0	0	0	0	0	0	0	3	0	0	.211
Feb 25	TEXAS STATE	*of	4	0	1	1	0	0	0	1	0	0	0	0	0	0	3	1	0	0	.217
Feb 28	vs Arizona	*of	2	1	0	0	0	0	0	2	0	0	1	0	0	0	2	2	0	0	.200
Mar 01	vs Oklahoma State	*of	3	0	1	0	0	0	0	1	0	0	0	0	0	0	2	4	0	0	.214
Mar 02	vs Rice	*of	4	2	3	1	0	0	0	1	1	0	0	0	0	0	0	2	0	0	.281
Totals		10gs	32	10	9	10	1	0	3	13	3	0	1	0	0	0	14	26	1	0	.281



RYAN PRAGER
RJR. / LHP / DALLAS, TEXAS / HILLCREST / 6-3 / 200 / L-L

SEASON/CAREER HIGHS

6.1 vs. Arizona (2/28/25)
4 vs. Cal Poly (2/21/25)
10 vs. Arizona (2/28/25)
2 (3x) vs. Arizona (2/28/25)


IP
H
SO
BB

7.0 (3x) vs. No. 2 Arkansas (5/16/24)
8 vs. Tennessee (6/22/24)
13 vs. Rhode Island (3/8/24)
4 vs. Texas (6/1/24)

YR.	W-L	ERA	APP/GS	SV	IP	H	R	ER	BB	SO
2022	1-4	5.16	18/16	0	59.1	61	41	34	25	53
2023	-	-	-	-	-	-	-	-	-	-
2024	9-1	2.95	19/19	0	97.2	83	36	32	20	124
2025	1-0	0.55	3/3	0	16.1	8	1	1	6	20
Totals	11-5	3.48	40/38	0	173.1	152	78	67	51	197

2025 GAME-BY-GAME STATS

Date	Opponent	GS	IP	H	R	ER	BB	SO	2B	3B	HR	WP	BK	HBP	IBB	Score	W-L	Sv	ERA	NP
Feb 14	ELON	*	5.0	1	0	0	2	8	0	0	0	1	0	0	0	4-2	0-0	0	0.00	84
Feb 21	CAL POLY	*	5.0	4	0	0	2	2	0	0	0	0	0	1	0	6-1	1-0	0	0.00	84
Feb 28	vs Arizona	*	6.1	3	1	1	2	10	0	0	1	0	0	0	0	2-3	1-0	0	0.55	100
Totals		3	16.1	8	1	1	6	20	0	0	1	1	0	1	0	12-6	1-0	0	0.55	-



AIDEN SIMS FR. / RHP / FORNEY, TEXAS / FORNEY / 6-2 / 180 / L-R

SEASON/CAREER HIGHS

2.0 vs. Texas State (2/25/25)
2 vs. Texas State (2/25/25)
3 vs. Texas State (2/25/25)


IP
H
SO
BB

2.0 vs. Texas State (2/25/25)
2 vs. Texas State (2/25/25)
3 vs. Texas State (2/25/25)

YR.	W-L	ERA	APP/GS	SV	IP	H	R	ER	BB	SO
2025	0-0	4.50	1/1	0	2.0	2	1	1	0	3
Totals	0-0	4.50	1/1	0	2.0	2	1	1	0	3

2025 GAME-BY-GAME STATS

Date	Opponent	GS	IP	H	R	ER	BB	SO	2B	3B	HR	WP	BK	HBP	IBB	Score	W-L	Sv	ERA	NP
Feb 25	TEXAS STATE	*	2.0	2	1	1	0	3	1	0	1	0	0	1	0	3-7	0-0	0	4.50	32
Totals		1	2.0	2	1	1	0	3	1	0	1	0	0	1	0	3-7	0-0	0	4.50	-



WESTON MOSS SO. / RHP / SPRING, TEXAS / MONTGOMERY LAKE CREEK / 6-4 / 190 / R-R

SEASON/CAREER HIGHS

2.0 (2x) vs. Cal Poly (2/21/25)
3 vs. Cal Poly (2/21/25)
2 vs. Rice (3/2/25)
1 (4x) vs. Arizona (2/28/25)


IP
H
SO
BB

21 (2x) vs. Rice (5/7/24)
3 (4x) vs. Cal Poly (2/21/25)
4 vs. No. 21 Auburn (3/30/24)
3 at No. 22 South Carolina (4/7/24)

YR.	W-L	ERA	APP/GS	SV	IP	H	R	ER	BB	SO
2024	3-0	4.56	20/2	0	23.2	22	13	12	10	26
2025	1-0	0.00	5/0	0	5.2	5	1	0	4	2
Totals	4-0	3.68	25/2	0	29.1	27	14	12	14	28

2025 GAME-BY-GAME STATS

Date	Opponent	GS	IP	H	R	ER	BB	SO	2B	3B	HR	WP	BK	HBP	IBB	Score	W-L	Sv	ERA	NP
Feb 14	ELON		2.0	1	0	0	1	0	0	0	0	0	0	1	0	4-2	1-0	0	0.00	29
Feb 21	CAL POLY		2.0	3	1	0	1	0	0	0	0	0	0	0	0	6-1	1-0	0	0.00	30
Feb 25	TEXAS STATE		0.2	0	0	0	1	0	0	0	0	0	0	0	0	3-7	1-0	0	0.00	18
Feb 28	vs Arizona		0.0	1	0	0	1	0	0	0	0	0	0	0	0	2-3	1-0	0	0.00	10
Mar 02	vs Rice		1.0	0	0	0	0	2	0	0	0	0	0	0	0	14-4	1-0	0	0.00	18
Totals		0	5.2	5	1	0	4	2	0	0	0	0	0	0	1	29-17	1-0	0	0.00	-



MYLES PATTON
JR. / LHP / LONG BEACH, CALIF. / LONG BEACH STATE / 6-3 / 205 / L-L


SEASON/CAREER HIGHS

70 vs. Cal Poly (2/23/25)	IP	70 (4x) vs. Cal Poly (2/23/25)
4 (3x) vs. Rice (3/2/25)	H	7 (4x) at CSUN (4/12/24)
8 (2x) vs. Cal Poly (2/23/25)	SO	13 vs. Milwaukee (3/1/24)
1 (2x) vs. Rice (3/2/25)	BB	4 (3x) at Michigan (4/26/24)

YR.	W-L	ERA	APP/GS	SV	IP	H	R	ER	BB	SO
2023	3-4	6.18	13/8	0	39.1	59	30	27	6	37
2024	4-3	3.26	11/11	0	66.1	52	29	24	24	85
2025	2-0	2.12	3/3	0	17.0	12	4	4	2	23
Totals	9-7	4.04	27/22	0	122.2	123	63	55	32	145

2025 GAME-BY-GAME STATS

Date	Opponent	GS	IP	H	R	ER	BB	SO	2B	3B	HR	WP	BK	HBP	IBB	Score	W-L	Sv	ERA	NP
Feb 16	ELON	*	5.0	4	1	1	0	8	2	0	0	0	1	0	0	12-6	1-0	0	1.80	73
Feb 23	CAL POLY	*	7.0	4	0	0	1	8	0	0	0	0	0	0	0	2-3	1-0	0	0.75	92
Mar 02	vs Rice	*	5.0	4	3	3	1	7	2	0	1	0	0	2	0	14-4	2-0	0	2.12	80
Totals		3	17.0	12	4	4	2	23	4	0	1	0	1	2	0	28-13	2-0	0	2.12	-



CLAYTON FRESHCORN
SO. / RHP / WALLER, TEXAS / MCLENNAN COLLEGE / 6-0 / 180 / R-R


SEASON/CAREER HIGHS

1.2 vs. Cal Poly (2/22/25)	IP	1.2 vs. Cal Poly (2/22/25)
3 (2x) vs. Rice (3/2/25)	H	3 (2x) vs. Arizona (3/2/25)
3 vs. Rice (3/2/25)	SO	3 vs. Rice (3/2/25)
1 vs. Elon (2/14/25)	BB	1 vs. Elon (2/14/25)

YR.	W-L	ERA	APP/GS	SV	IP	H	R	ER	BB	SO
2025	1-2	6.00	5/0	1	6.0	9	5	4	1	4
Totals	1-2	6.00	5/0	1	6.0	9	5	4	1	4

2025 GAME-BY-GAME STATS

Date	Opponent	GS	IP	H	R	ER	BB	SO	2B	3B	HR	WP	BK	HBP	IBB	Score	W-L	Sv	ERA	NP
Feb 14	ELON		1.1	0	0	0	1	1	0	0	0	0	0	0	0	4-2	0-0	1	0.00	20
Feb 22	CAL POLY		1.2	1	0	0	0	0	1	0	0	0	0	0	0	4-3	1-0	1	0.00	17
Feb 23	CAL POLY		1.0	2	3	2	0	0	0	0	1	1	0	0	0	2-3	1-1	1	4.50	15
Feb 28	vs Arizona		1.0	3	1	1	0	0	0	0	0	0	0	0	0	2-3	1-2	1	5.40	16
Mar 02	vs Rice		1.0	3	1	1	0	3	0	0	0	0	0	0	0	14-4	1-2	1	6.00	23
Totals		0	6.0	9	5	4	1	4	1	0	1	1	0	0	0	26-15	1-2	1	6.00	-



CADEN MCCOY
FR. / LHP / BLOOMINGTON, IND. / BLOOMINGTON NORTH / 6-3 / 220 / R-L

SEASON/CAREER HIGHS

0.2 vs. Texas State (2/25/25)
2 vs. Texas State (2/25/25)
1 vs. Texas State (2/25/25)
1 vs. Texas State (2/25/25)


IP
H
SO
BB

0.2 vs. Texas State (2/25/25)
2 vs. Texas State (2/25/25)
1 vs. Texas State (2/25/25)
1 vs. Texas State (2/25/25)

YR.	W-L	ERA	APP/GS	SV	IP	H	R	ER	BB	SO
2025	0-1	40.50	1/0	0	0.2	2	3	3	1	1
Totals	0-1	40.50	1/0	0	0.2	2	3	3	1	1

2025 GAME-BY-GAME STATS

Date	Opponent	GS	IP	H	R	ER	BB	SO	2B	3B	HR	WP	BK	HBP	IBB	Score	W-L	Sv	ERA	NP
Feb 25	TEXAS STATE		0.2	2	3	3	1	1	0	0	1	0	0	0	0	3-7	0-1	0	40.50	22
Totals		0	0.2	2	3	3	1	1	0	0	1	0	0	0	0	3-7	0-1	0	40.50	-



KAIDEN WILSON
SO. / LHP / RAYMORE, MO. / RAYMORE-PECULIAR / 6-2 / 200 / L-L

SEASON/CAREER HIGHS

1.0 vs. Texas State (2/25/25)
2 vs. Elon (2/14/25)
2 (2x) vs. Arizona (2/28/25)
1 vs. Cal Poly (2/22/25)


IP
H
SO
BB

2.0 (2x) vs. Oregon (6/9/24)
3 (2x) vs. Tennessee (6/23/24)
4 vs. Tarleton (4/30/24)
2 at LSU (5/5/24)

YR.	W-L	ERA	APP/GS	SV	IP	H	R	ER	BB	SO
2024	0-2	9.82	10/0	0	11.0	17	13	12	7	15
2025	0-0	7.71	4/0	0	2.1	5	2	2	1	5
Totals	0-2	9.45	14/0	0	13.1	22	15	14	8	20

2025 GAME-BY-GAME STATS

Date	Opponent	GS	IP	H	R	ER	BB	SO	2B	3B	HR	WP	BK	HBP	IBB	Score	W-L	Sv	ERA	NP
Feb 14	ELON		0.1	2	0	0	0	0	1	0	0	0	0	0	0	4-2	0-0	0	0.00	6
Feb 22	CAL POLY		0.1	1	1	1	1	1	0	0	0	0	0	1	0	4-3	0-0	0	13.50	11
Feb 25	TEXAS STATE		1.0	1	0	0	0	2	1	0	0	0	0	0	0	3-7	0-0	0	5.40	14
Feb 28	vs Arizona		0.2	1	1	1	0	2	1	0	0	0	0	0	0	2-3	0-0	0	7.71	11
Totals		0	2.1	5	2	2	1	5	3	0	0	0	0	1	0	13-15	0-0	0	7.71	-



GRANT CUNNINGHAM
JR. / RHP / SEATTLE, WASH. / WASHINGTON / 6-3 / 225 / R-R


SEASON/CAREER HIGHS

1.2 vs. Texas State (2/25/25)	IP	5.1 (2x) at Texas (3/15/24)
1 vs. Texas State (2/25/25)	H	6 vs. Santa Clara (3/1/24)
2 vs. Texas State (2/25/25)	SO	10 vs. Santa Clara (3/1/24)
	BB	4 at Arizona State (5/3/24)

YR.	W-L	ERA	APP/GS	SV	IP	H	R	ER	BB	SO
2023	1-3	4.56	21/2	4	53.1	59	31	27	13	39
2024	3-4	2.86	20/1	2	50.1	42	21	16	16	56
2025	0-0	0.00	1/0	0	1.2	0	0	0	2	1
Totals	4-7	3.67	42/3	6	105.1	101	52	43	31	96

2025 GAME-BY-GAME STATS

Date	Opponent	GS	IP	H	R	ER	BB	SO	2B	3B	HR	WP	BK	HBP	IBB	Score	W-L	Sv	ERA	NP
Feb 25	TEXAS STATE		1.2	0	0	0	2	1	0	0	0	0	0	1	0	3-7	0-0	0	0.00	26
Totals		0	1.2	0	0	0	2	1	0	0	0	0	0	1	0	3-7	0-0	0	0.00	-



BRAD RUDIS
SR. / RHP / MADISONVILLE, TEXAS / MADISONVILLE / 6-0 / 195 / R-R


SEASON/CAREER HIGHS

2.0 vs. Cal Poly (2/21/25)	IP	5.0 vs. Arkansas (4/24/22)
2 vs. Elon (2/16/25)	H	4 vs. Rice (5/7)
2 vs. Cal Poly (2/23/25)	SO	5 (2x) vs. No. 21 Auburn (3/29/24)
1 (3x) vs. Arizona (2/28/25)	BB	3 (2x) vs. PVAMU (3/20/24)

YR.	W-L	ERA	APP/GS	SV	IP	H	R	ER	BB	SO
2022	3-0	5.22	26/2	3	39.2	42	25	23	13	36
2023	5-0	4.32	17/0	0	25.0	37	15	12	14	23
2024	6-0	2.55	24/2	0	35.1	35	10	10	12	35
2025	0-0	1.35	5/0	0	6.2	3	1	1	3	4
Totals	14-0	3.88	72/4	3	106.2	117	51	46	42	98

2025 GAME-BY-GAME STATS

Date	Opponent	GS	IP	H	R	ER	BB	SO	2B	3B	HR	WP	BK	HBP	IBB	Score	W-L	Sv	ERA	NP
Feb 16	ELON		1.2	2	1	1	1	0	0	0	0	0	0	0	0	12-6	0-0	0	5.40	24
Feb 21	CAL POLY		2.0	0	0	0	0	1	0	0	0	0	0	2	0	6-1	0-0	0	2.45	27
Feb 23	CAL POLY		1.0	0	0	0	0	2	0	0	0	0	0	0	0	2-3	0-0	0	1.93	12
Feb 25	TEXAS STATE		1.0	1	0	0	1	0	0	0	0	0	0	0	1	3-7	0-0	0	1.59	12
Feb 28	vs Arizona		1.0	0	0	0	1	1	0	0	0	0	0	0	0	2-3	0-0	0	1.35	16
Totals		0	6.2	3	1	1	3	4	0	0	0	0	0	2	1	25-20	0-0	0	1.35	-



JUSTIN LAMKIN
JR. / LHP / CORPUS CHRISTI, TEXAS / CALALLEN / 6-4 / 210 / R-L

SEASON/CAREER HIGHS

6.2 vs. Oklahoma State (3/1/25)
6 (2x) vs. Oklahoma State (3/1/25)
10 vs. Oklahoma State (3/1/25)
3 vs. Cal Poly (2/22/25)


IP
H
SO
BB

71 vs. No. 21 Miss. State (3/23/24)
9 vs. No. 21 Auburn (3/30/24)
12 vs. No. 21 Miss. State (3/23/24)
4 (2x) at Stanford (6/3/23)

YR.	W-L	ERA	APP/GS	SV	IP	H	R	ER	BB	SO
2023	3-3	5.92	19/10	1	59.1	48	41	39	32	74
2024	3-3	5.21	19/16	0	65.2	64	38	38	22	88
2025	0-1	2.70	3/3	0	16.2	14	8	5	5	23
Totals	6-7	5.21	41/29	1	141.2	126	87	82	59	185

2025 GAME-BY-GAME STATS

Date	Opponent	GS	IP	H	R	ER	BB	SO	2B	3B	HR	WP	BK	HBP	IBB	Score	W-L	Sv	ERA	NP
Feb 15	ELON	*	4.0	6	3	3	2	9	1	0	0	0	0	0	0	16-6	0-0	0	6.75	89
Feb 22	CAL POLY	*	6.0	2	1	0	3	4	0	0	0	1	0	0	0	4-3	0-0	0	2.70	101
Mar 01	vs Oklahoma State	*	6.2	6	4	2	0	10	0	1	1	0	0	1	0	0-4	0-1	0	2.70	99
Totals		3	16.2	14	8	5	5	23	1	1	1	1	0	1	0	20-13	0-1	0	2.70	-



JOSH STEWART
SR. / RHP / GEORGETOWN, TEXAS / TEXAS / 6-2 / 195 / R-R

SEASON/CAREER HIGHS

0.0 vs. Cal Poly (2/22/25)
1 vs. Cal Poly (2/22/25)


IP
H
SO
BB

31 (2x) at No. 12 Alabama (4/20/24)
4 (3x) vs. No. 2 Arkansas (5/17/24)
6 at Arkansas (4/28/23)
3 vs. Portland (2/24/23)

YR.	W-L	ERA	APP/GS	SV	IP	H	R	ER	BB	SO
2022	0-0	4.63	10/1	0	11.2	13	6	6	8	13
2023	0-0	6.75	11/1	0	16.0	20	13	12	10	22
2024	2-2	4.26	25/0	0	31.2	31	15	15	9	39
2025	0-0	0.00	1/0	0	0.0	1	1	0	0	0
Totals	2-2	5.01	47/2	0	59.1	65	35	33	27	74

2025 GAME-BY-GAME STATS

Date	Opponent	GS	IP	H	R	ER	BB	SO	2B	3B	HR	WP	BK	HBP	IBB	Score	W-L	Sv	ERA	NP
Feb 22	CAL POLY		0.0	1	1	0	0	0	0	0	0	1	0	0	0	4-3	0-0	0	0.00	6
Totals		0	0.0	1	1	0	0	0	0	0	0	1	0	0	0	4-3	0-0	0	0.00	-



SAM ERICKSON
FR. / OF / FLOWER MOUND, TEXAS / FLOWER MOUND / 6-1 / 215 / R-L

SEASON/CAREER HIGHS

3 vs. Oklahoma State (3/1/25)


At-Bats
Hits
Doubles
Triples
Home Runs
RBI
Runs Scored
Walks
Hit by Pitch
Stolen Bases

3 vs. Oklahoma State (3/1/25)

YR.	AVG.	GP/GS	AB	R	H	2B	3B	HR	RBI	BB	SB/ATT
2025	.000	1/1	3	0	0	0	0	0	0	0	0/0
Totals	.000	1/1	3	0	0	0	0	0	0	0	0/0

2025 GAME-BY-GAME STATS

Date	Opponent	Pos	AB	R	H	RBI	2B	3B	HR	BB	SB	CS	HBP	SAC	SF	GDP	K	PO	A	E	Avg
Mar 01	vs Oklahoma State	*of	3	0	0	0	0	0	0	0	0	0	0	0	0	0	2	2	0	0	.000
Totals		1gs	3	0	0	0	0	0	0	0	0	0	0	0	0	0	2	2	0	0	.000



TY BAKER
RFR. / RHP / HOUSTON, TEXAS / SECOND BAPTIST ACADEMY / 6-4 / 230 / R-R

SEASON/CAREER HIGHS

0.2 vs. Elon (2/16/25)
3 vs. Elon (2/16/25)
1 vs. Elon (2/16/25)
2 vs. Elon (2/16/25)


IP
H
SO
BB

0.2 vs. Elon (2/16/25)
3 vs. Elon (2/16/25)
1 vs. Elon (2/16/25)
2 vs. Elon (2/16/25)

YR.	W-L	ERA	APP/GS	SV	IP	H	R	ER	BB	SO
2025	0-0	40.50	1/0	0	0.2	3	3	3	2	1
Totals	0-0	40.50	1/0	0	0.2	3	3	3	2	1

2025 GAME-BY-GAME STATS

Date	Opponent	GS	IP	H	R	ER	BB	SO	2B	3B	HR	WP	BK	HBP	IBB	Score	W-L	Sv	ERA	NP
Feb 16	ELON		0.2	3	3	3	2	1	1	0	0	1	0	0	0	12-6	0-0	0	40.50	23
Totals		0	0.2	3	3	3	2	1	1	0	0	1	0	0	0	12-6	0-0	0	40.50	-



BLAYNE LYNE
FR. / RHP / CORPUS CHRISTI, TEXAS / LONDON / 6-6 / 205 / R-R


SEASON/CAREER HIGHS

0.1 vs. Elon (2/16/25)	IP	0.1 vs. Elon (2/16/25)
	H	
	SO	
1 vs. Elon (2/16/25)	BB	1 vs. Elon (2/16/25)

YR.	W-L	ERA	APP/GS	SV	IP	H	R	ER	BB	SO
2025	0-0	0.00	1/0	0	0.1	0	0	0	1	0
Totals	0-0	0.00	1/0	0	0.1	0	0	0	1	0

2025 GAME-BY-GAME STATS

Date	Opponent	GS	IP	H	R	ER	BB	SO	2B	3B	HR	WP	BK	HBP	IBB	Score	W-L	Sv	ERA	NP
Feb 16	ELON		0.1	0	0	0	1	0	0	0	0	0	0	0	0	12-6	0-0	0	0.00	8
Totals		0	0.1	0	0	0	1	0	0	0	0	0	0	0	0	12-6	0-0	0	0.00	-



LUKE JACKSON
RSO. / RHP / AUSTIN, TEXAS / LAKE TRAVIS / 6-2 / 190 / R-R


SEASON/CAREER HIGHS

21 vs. Oklahoma State (3/1/25)	IP	22 vs. Houston Christian (3/26/24)
2 (3x) vs. Oklahoma State (3/1/25)	H	2 (5x) vs. Oklahoma State (3/1/25)
4 vs. Oklahoma State (3/1/25)	SO	4 vs. Oklahoma State (3/1/25)
1 (2x) vs. Texas State (2/25/25)	BB	2 at Texas State (4/2/24)

YR.	W-L	ERA	APP/GS	SV	IP	H	R	ER	BB	SO
2024	0-0	5.40	8/2	0	8.1	8	5	5	6	4
2025	0-0	3.18	4/0	0	5.2	6	3	2	2	8
Totals	0-0	4.50	12/2	0	14.0	14	8	7	8	12

2025 GAME-BY-GAME STATS

Date	Opponent	GS	IP	H	R	ER	BB	SO	2B	3B	HR	WP	BK	HBP	IBB	Score	W-L	Sv	ERA	NP
Feb 15	ELON		1.0	2	3	2	1	1	0	0	0	0	0	1	0	16-6	0-0	0	18.00	30
Feb 22	CAL POLY		1.0	0	0	0	0	1	0	0	0	0	0	0	0	4-3	0-0	1	9.00	20
Feb 25	TEXAS STATE		1.1	2	0	0	1	2	1	0	0	0	0	0	0	3-7	0-0	1	5.40	39
Mar 01	vs Oklahoma State		2.1	2	0	0	0	4	0	0	0	0	0	1	0	0-4	0-0	1	3.18	31
Totals		0	5.2	6	3	2	2	8	1	0	0	0	0	2	0	23-20	0-0	1	3.18	-



BLAKE BINDERUP
RSD. / INF / COLLEGE STATION, TEXAS / COLLEGE STATION / 6-6 / 230 / R/R

SEASON/CAREER HIGHS

4 (5x) vs. Oklahoma State (3/1/25)
2 vs. Elon (2/14/25)
1 vs. Cal Poly (2/22/25)

1 vs. Elon (2/14/25)
1 (3x) vs. Cal Poly (2/22/25)
2 (2x) vs. Elon (2/16/25)
1 (4x) vs. Cal Poly (2/22/25)
1 vs. Elon (2/16/25)


At-Bats
Hits
Doubles
Triples
Home Runs
RBI
Runs Scored
Walks
Hit by Pitch
Stolen Bases

6 vs. McNeese (2/16/24)
3 vs. McNeese (2/16/24)
1 vs. Cal Poly (2/22/25)
1 vs. McNeese (2/17/24)
1 (2x) vs. Elon (2/14/25)
3 vs. McNeese (2/16/24)
2 (3x) vs. Elon (2/16/25)
2 vs. McNeese (2/18/24)
1 vs. Elon (2/16/25)

YR.	AVG.	GP/GS	AB	R	H	2B	3B	HR	RBI	BB	SB/ATT
2024	.231	19/10	39	6	9	0	1	1	7	9	0/0
2025	.167	9/9	30	5	5	1	0	1	3	4	0/0
Totals	.203	28/19	69	11	14	1	1	2	10	13	0/0

2025 GAME-BY-GAME STATS

Date	Opponent	Pos	AB	R	H	RBI	2B	3B	HR	BB	SB	CS	HBP	SAC	SF	GDP	K	PO	A	E	Avq
Feb 14	ELON	*1b	3	2	2	1	0	0	1	1	0	0	0	0	0	0	0	5	0	0	.667
Feb 15	ELON	*1b	3	1	0	1	0	0	0	1	0	0	0	0	0	0	2	4	0	1	.333
Feb 16	ELON	*1b	1	2	1	0	0	0	0	1	0	0	1	0	0	0	0	4	0	0	.429
Feb 21	CAL POLY	*1b	4	0	0	0	0	0	0	0	0	0	0	0	0	0	0	8	0	0	.273
Feb 22	CAL POLY	*1b	3	0	1	1	1	0	0	1	0	0	0	0	0	0	0	11	0	1	.286
Feb 23	CAL POLY	*1b	4	0	0	0	0	0	0	0	0	0	0	0	0	0	1	6	0	0	.222
Feb 25	TEXAS STATE	*1b	4	0	1	0	0	0	0	0	0	0	0	0	0	0	2	5	1	0	.227
Feb 28	vs Arizona	*1b	4	0	0	0	0	0	0	0	0	0	0	0	0	0	1	3	1	0	.192
Mar 01	vs Oklahoma State	*1b	4	0	0	0	0	0	0	0	0	0	0	0	0	1	2	4	0	1	.167
Totals		9gs	30	5	5	3	1	0	1	4	0	0	1	0	0	1	8	50	2	3	.167



PEYTON SMITH
JR. / RHP / SPRINGFIELD, TENN. / DALLAS BAPTIST / 6-4 / 225 / R-R

SEASON/CAREER HIGHS

0.1 (2x) vs. Elon (2/16/25)
2 vs. Elon (2/16/25)
1 vs. Elon (2/14/25)
2 vs. Texas State (2/25/25)

IP
H
SO
BB

1.2 vs. No. 21 Miss. State (3/22/24)
4 (2x) vs. No. 21 Auburn (3/29/24)
3 (2x) vs. No. 21 Miss. State (3/22/24)
2 (2x) vs. No. 21 Miss. State (3/22/24)

YR.	W-L	ERA	APP/GS	SV	IP	H	R	ER	BB	SO
2023	0-0	10.80	6/0	0	3.1	6	5	4	3	5
2024	0-0	12.00	7/0	0	6.0	13	8	8	4	7
2025	0-0	54.00	3/0	0	0.2	3	5	4	2	1
Totals	0-0	14.40	16/0	0	10.0	22	18	16	9	13

2025 GAME-BY-GAME STATS


Date	Opponent	GS	IP	H	R	ER	BB	SO	2B	3B	HR	WP	BK	HBP	IBB	Score	W-L	Sv	ERA	NP
Feb 14	ELON		0.1	1	2	1	0	1	0	0	0	0	0	1	0	4-2	0-0	0	27.00	15
Feb 16	ELON		0.1	2	1	1	0	0	0	0	0	0	0	1	0	12-6	0-0	0	27.00	20
Feb 25	TEXAS STATE		0.0	0	2	2	2	0	0	0	0	1	0	0	0	3-7	0-0	0	54.00	12
Totals		0	0.2	3	5	4	2	1	0	0	0	1	0	2	0	19-15	0-0	0	54.00	-

TV/RADIO ROSTER



JAMAL GEORGE
INF/C • 5-11 • 185 • Jr. • S/R
Trujillo, P.R.
International Baseball Academy
Alabama State

1



JACOB GALLOWAY
C • 5-9 • 180 • Jr. • L/R
Camarillo, Calif.
Harvard Westlake
USC

2



TERRENCE KIEL II
OF • 6-1 • 185 • Fr. • S/R
Atlanta, Ga.
Pace Academy

3



GAVIN KASH
INF/OF • 6-3 • 215 • Sr. • L/R
Sour Lake, Texas
Monsignor Kelly Catholic
Texas Tech

4



SAWYER FARR
INF • 6-4 • 190 • Fr. • S/R
Fort Worth, Texas
Boswell

5



KAEDEN KENT
INF • 6-2 • 200 • Jr. • L/R
Austin, Texas
Lake Travis

6



WYATT HENSELER
INF • 6-1 • 215 • Sr. • R/R
Emmaus, Pa.
Emmaus
Penn

8



GAVIN GRAHOVAC
UTIL • 6-2 • 220 • So. • R/R
Orange, Calif.
Villa Park

9



BEN ROJO
INF • 6-2 • 200 • Jr. • R/R
Corpus Christi, Texas
Veterans
Rice

10




HAYDEN SCHOTT
OF • 6-2 • 220 • Gr. • L/R
Newport Beach, Calif.
Culver Military Academy
Columbia

12



CADEN SORRELL
OF • 6-3 • 205 • So. • L/L
Highland Village, Texas
Flower Mound Marcus

13




ISAAC MORTON
RHP • 6-2 • 190 • So. • R/R
Blaine, Minn.
Spring Lake Park

14



MATT BERGEVIN
INF • 6-4 • 250 • Sr. • R/R
Tempe, Ariz.
Marcos De Niza
Fairfield

15



BEAR HARRISON
C • 6-3 • 230 • So. • R/R
Danville, Calif.
De La Salle
Saint Mary's

16



JACE LAVIOLETTE
OF • 6-6 • 230 • Jr. • L/L
Katy, Texas
Tompkins

17



RYAN PRAGER
LHP • 6-3 • 200 • R/Jr. • L/L
Dallas, Texas
Hillcrest

18



TROY WANSING
LHP • 6-4 • 225 • R/Jr. • L/L
Kansas City, Mo.
Staley
Purdue

19



AIDEN SIMS
RHP • 6-2 • 180 • Fr. • L/R
Forney, Texas
Forney

20




WESTON MOSS
RHP • 6-4 • 190 • So. • R/R
Spring, Texas
Montgomery Lake Creek

21



MYLES PATTON
LHP • 6-3 • 205 • Jr. • L/L
Long Beach, Calif.
Millikan
Long Beach State

23



CLAYTON FRESHCORN
RHP • 6-0 • 180 • So. • R/R
Waller, Texas
Waller
McLennan College

25



GAVIN LYONS
RHP • 6-3 • 200 • Fr. • R/R
Guilford, Conn.
Hamden Hall

27




CADEN MCCOY
LHP • 6-3 • 220 • Fr. • R/L
Bloomington, Ind.
Bloomington North

28




KAIDEN WILSON
LHP • 6-2 • 200 • So. • L/L
Raymore, Mo.
Raymore-Peculiar

30



GRANT CUNNINGHAM
RHP • 6-3 • 225 • Jr. • R/R
Seattle, Wash.
Seattle Prep
Washington

31



BRAD RUDIS
RHP • 6-0 • 195 • Sr. • R/R
Madisonville, Texas
Madisonville

32




JUSTIN LAMKIN
LHP • 6-4 • 210 • So. • R/L
Corpus Christi, Texas
Calallen

33




JOSH STEWART
RHP • 6-2 • 195 • Jr. • R/R
Georgetown, Texas
St. Dominic Savio Catholic
Texas

34



SAM ERICKSON
OF • 6-1 • 215 • Fr. • R/L
Flower Mound, Texas
Flower Mound

35



TY BAKER
RHP • 6-4 • 230 • RFr. • R/R
Houston, Texas
Second Baptist Academy

37

TV/RADIO ROSTER



SHANE SDAO
LHP • 6-2 • 170 • Jr. • L/L
Montgomery, Texas
Lake Creek

38



BLAYNE LYNE
RHP • 6-6 • 205 • Fr. • R/R
Corpus Christi, Texas
London

40



JACKSON BRASSEUX
LHP • 6-1 • 190 • RFr. • L/L
Paris, Texas
Paris

41



LUKE JACKSON
RHP • 6-2 • 190 • RSo. • R/R
Austin, Texas
Lake Travis

44



NATHAN TOBIN
OF • 5-11 • 190 • Fr. • L/R
Haslet, Texas
VR Eaton

45



BLAKE BINDERUP
INF/RHP • 6-6 • 230 • RSo. • R/R
College Station, Texas
College Station

46



HAYDEN CRITES
C • 6-0 • 200 • Fr. • S/R
Paradise, Texas
Paradise

47



MARCO JONES
INF/OF • 6-5 • 245 • Fr. • R/R
Dublin, Calif.
San Ramon Valley

48



AUSTIN VARGAS
LHP • 6-8 • 235 • RFr. • L/L
Brookshire, Texas
Fulhear

49



RYLAN HILL
LHP • 6-3 • 200 • Fr. • L/L
Bryan, Texas
Bryan

51



PEYTON SMITH
RHP • 6-4 • 225 • Jr. • R/R
Springfield, Tenn.
East Robertson
Dallas Baptist

62




KYRIN LEBLANC
RHP • 6-3 • 215 • Jr. • R/R
St. Martinville, La.
St. Martinville Senior
Cisco College

99




MICHAEL EARLEY
Head Coach
1st Season

11



JASON KELLY
Associate Head Coach
1st Season

43




CALEB LONGLEY
Assistant Coach
1st Season

77



WILL FOX
Assistant Coach
6th Season

0



TROY CLAUNCH
Graduate Assistant
1st Season

66

