

CHARLOTTE BASEBALL

9ATC

2023 CUSA TOURNAMENT CHAMPS • 7 NCAA REGIONALS • 68 MLB DRAFT PICKS • 12 ALL-AMERICANS

2025 CHARLOTTE BASEBALL SCHEDULE

FEBRUARY (4-4)

| | | |
|---------|-------------------|--------------|
| FRI. 14 | NORTHEASTERN (G1) | W, 6-1 |
| | NORTHEASTERN (G2) | L, 1-3 |
| SUN. 16 | NORTHEASTERN | CANCELED |
| Tue. 18 | at Wofford | W, 4-2 |
| FRI. 21 | OLD DOMINION | W, 10-9 (11) |
| SAT. 22 | OLD DOMINION | L, 2-4 |
| SUN. 23 | OLD DOMINION | L, 6-7 |
| TUE. 25 | LONGWOOD | W, 8-1 |
| Fri. 28 | at #4 Arkansas | L, 10-11 |

MARCH (6-4)

| | | |
|---------|----------------|-------------|
| Sat. 1 | at #4 Arkansas | L, 5-8 |
| Sun. 2 | at #4 Arkansas | L, 3-4 |
| FRI. 7 | JAMES MADISON | W, 5-0 |
| SAT. 8 | JAMES MADISON | W, 8-5 |
| SUN. 9 | JAMES MADISON | W, 3-2 |
| Tue. 11 | at App State | L, 4-5 |
| WED. 12 | DAVIDSON | W, 12-0 (7) |
| Fri. 14 | at UNCW | L, 4-11 |
| Sat. 15 | at UNCW (G1) | W, 5-2 |
| | at UNCW (G2) | L, 4-6 |
| TUE. 18 | APP STATE | W, 7-6 |
| FRI. 21 | UTSA | 6:00 PM |
| SAT. 22 | UTSA | 4:00 PM |
| SUN. 23 | UTSA | 1:00 PM |
| TUE. 25 | CAMPBELL | 6:00 PM |
| Fri. 28 | at Memphis * | 7:00 p.m. |
| Sat. 29 | at Memphis * | 3:00 p.m. |
| Sun. 30 | at Memphis * | 2:00 p.m. |

APRIL

| | | |
|---------|--------------------|-----------|
| TUE. 1 | LIBERTY | 6:00 PM |
| WED. 2 | USC UPSTATE | 6:00 PM |
| FRI. 4 | WICHITA STATE * | 6:00 PM |
| SAT. 5 | WICHITA STATE * | 4:00 PM |
| SUN. 6 | WICHITA STATE * | 1:00 PM |
| Tue. 8 | vs. Gardner-Webb * | 6:05 PM |
| Fri. 11 | East Carolina *6 | 6:05 PM |
| SAT. 12 | EAST CAROLINA * | 4:00 PM |
| SUN. 13 | EAST CAROLINA * | 1:00 PM |
| Tue. 15 | at North Carolina | 6:00 p.m. |
| Thu. 17 | at South Florida * | 6:30 p.m. |
| Fri. 18 | at South Florida * | 6:30 p.m. |
| Sat. 19 | at South Florida * | 1:00 p.m. |
| TUE. 22 | KENNESAW STATE | 6:00 PM |
| FRI. 25 | FLORIDA ATLANTIC * | 6:00 PM |
| SAT. 26 | FLORIDA ATLANTIC * | 4:00 PM |
| SUN. 27 | FLORIDA ATLANTIC * | 1:00 PM |
| Tue. 29 | at Campbell | 6:00 p.m. |

MAY

| | | |
|---------|---------------|-----------|
| Fri. 2 | at Rice * | 7:30 p.m. |
| Sat. 3 | at Rice * | 3:00 p.m. |
| Sun. 4 | at Rice * | 2:00 p.m. |
| TUE. 6 | HIGH POINT | 6:00 PM |
| FRI. 9 | UAB * | 6:00 PM |
| SAT. 10 | UAB * | 4:00 PM |
| SUN. 11 | UAB * | 1:00 PM |
| TUE. 13 | UNC ASHEVILLE | 6:00 PM |
| Thu. 15 | at Tulane * | 7:30 p.m. |
| Fri. 16 | at Tulane * | 7:30 p.m. |
| Sat. 17 | at Tulane * | 2:00 p.m. |

20-25 American Athletic Conference Championships!
Home Games at Hayes Stadium in **BOLD**
All Times Eastern

* - American Athletic Conference Game

+ - Played at Atrium Health Ballpark (Kannapolis, N.C.)

6 - Played at Truist Field (Uptown Charlotte, N.C.)

! - AAC Championships (Clearwater, Fla.)



CHARLOTTE
49ERS
10-9
0-0 AMERICAN

CHARLOTTE, N.C.

Robert and Mariam Hayes Stadium



62°

GAME #20

Friday, March 21, 2025 • 6:00 PM

RHP Gillespie (1-3, 5.20)

vs

RHP Rayse (1-2, 6.20)



73°

GAME #21

Saturday, March 22, 2025 • 4:00 PM

RHP Kribbs (1-0, 3.48)

vs

RHP Owens (2-1, 5.27)



72°

GAME #22

Sunday, March 23, 2025 • 1:00 PM

TBD

vs

TBD

COVERAGE

Stream: ESPN+ (Jack DeLongchamps - PxP; Joe Healy - Analyst)



UTSA
ROADRUNNERS
17-6
0-0 AMERICAN



SERIES HISTORY

ALL-TIME RECORD: 17-17

| | |
|------------------|--|
| Home | 7-8 |
| Road | 6-8 |
| Neutral | 4-1 |
| Conf. Games | 13-16 |
| Conf. Tournament | 4-1 |
| NCAA Tournament | N/A |
| Last Meeting | May 21, 2024 (W, 9-5, 12 Innings, AAC Tourney) |
| Last Win | May 21, 2024 (9-5, 12 Innings, AAC Tourney) |
| Last 10 Games | 4-6 |
| Current Streak | CLT 1 |



WHERE TO FIND IT

(PDF VERSION IS HYPERLINKED - PAGE # RETURNS YOU HERE)

| | |
|----------------------------------|-------|
| Quick Facts | 2 |
| Probable Starters | 2 |
| The Notes | 3-7 |
| The Roster | 8-9 |
| Head Coach Robert Woodard | 10-11 |
| The Coaching Staff | 12-13 |
| The American Athletic Conference | 14 |
| Situational Records | 15 |
| Individual and Team Game Highs | 16 |
| The Last Time | 16 |
| Streaks and Such | 17 |
| Long Ball Log | 18 |
| Home Run Spray Chart | 19 |
| Uniform Tracker | 20 |
| Results | 21 |
| Game-by-Game Starters | 22-23 |
| Game-by-Game Statistics | 24-25 |
| Stat Pack | 26-32 |
| Player Profiles | 33-51 |
| #ProNiner Update | 51 |
| TV Speed Chart | 52 |



MEDIA NOTE

When referring to the team, please use "Charlotte 49ers." Niners is also acceptable. For scoreboard reference: Charlotte, CLT, or 49ers are all acceptable.

PLEASE DO NOT USE/SAY: UNC Charlotte or UNCC



HEAD TO HEAD



.259

AVG

.332

.369

OBP

.442

.412

SLG

.489

5.6

R/GM

8.6

8.7

H/GM

11.0

31

2B

47

5

3B

5

19

HR

21

103

RBI

179

85

BB

107

198

SO

134

4.57

ERA

5.21

1.31

WHIP

1.35

165.1

IP

185.0

199

K

198

66

BB

60

.246

oAVG

.260

.986

FLD %

.979

THE FACTS

GENERAL INFORMATION

Location Charlotte, N.C.
 Founded 1946
 Enrollment 31,091
 Nickname 49ers
 Colors Green (PMS 7484) and White
 Conference American Athletic Conference
 Chancellor Dr. Sharon L. Gaber
 Athletic Director Mike Hill
 Executive Associate AD/SWA Ragean Hill

TEAM INFORMATION

2024 Overall Record 24-34 (.414)
 2024 American Athletic Conference Record 12-15 (.444)
 2024 American Athletic Conference Finish 7th
 2024 American Athletic Conference Tournament 1-2
 2024 Postseason N/A
 Position Players Returning/Lost 7/12
 Pitchers Returning/Lost 7/13
 Newcomers 22
 First year of baseball 1979
 Program record 1327-1151-8 (.535)
 American Athletic Conference Record 12-15 (.444)

COACHING STAFF

Head Coach Robert Woodard, 6th season
 Alma Mater North Carolina, 2007
 Record at Charlotte 145-113 (.562)
 Career Record 145-113 (.562)
 Associate Head Coach Toby Bicknell
 Assistant Coach/Hitting Coordinator Phillip Cebuhar
 Director of Player Development Tyler Simmons
 Director of Baseball Performance Eric McKibban
 BSB Performance Asst./Pitching Coord Cameron Hansen
 Athletic Trainer Donna Nimmo

STADIUM INFORMATION

Facility Robert and Mariam Hayes Stadium
 Year Opened 2007
 Capacity 1,135
 Playing Surface Synthetic Turf Infield
 Bermuda Grass Outfield
 Dimensions LF 335, CF 395, RF 315

STRATEGIC COMMUNICATION INFORMATION

Associate AD/Strategic Communications Kyle Neaves
 Asst. Strategic Comms. Dir./BSB Contact Joe Templin
 Office Phone (704) 687-1838
 Cell Phone (231) 250-7542
 Email jtemplin@charlotte49ers.edu

Assoc. Strategic Comms. Dir. Ja'Shawn Steward-Johnson
 Assoc. Strategic Comms. Dir. Luke Zahlman
 Assistant Strategic Comms. Director Reece Helms
 Strategic Comms & Digital Media Asst. Madeline Davis
 Director of Video Services TBD
 Assistant Director of Video Services Darian Phillips

Mailing Address 9201 University City Blvd
 SAC Room 257
 Charlotte, NC 28223

Website www.Charlotte49ers.com

Twitter (X) @CharlotteBSB
 Instagram @charlotte_baseball
 Facebook Facebook.com/charlotte49ersbsb

ACROSS THE DIAMOND

THE SERIES

• Charlotte and UTSA have met on the baseball diamond 34 times heading into the weekend, with the series split down the middle at 17 wins each.

• The two sides have not played each other outside of sharing a conference, with the 34 matchups split between 29 regular-season conference matchups and five conference tournament games between Conference USA and the American Athletic Conference.

• The last meeting between the two came in last year's American Athletic Conference Tournament, with the Niners winning 9-5 in 12 innings thanks to a three-run homer from Carson Bayne.

• Charlotte holds a 4-1 record against the Roadrunners when playing in the postseason at neutral sites while UTSA holds the edge in both Charlotte and San Antonio with an 8-7 record at The Hayes and an 8-6 mark when hosting the 49ers.

• UTSA's last trip to the Queen City was a memorable one for Niners head coach Robert Woodard as his team erased a 7-0 deficit to win 12-10 over then-No. 24-ranked UTSA in game two of a doubleheader for his 100th career win as the program's head coach - becoming the fastest CLT skipper to hit triple digits in the win column.

THE ROADRUNNERS

• UTSA has gotten off to a hot start in 2025 with a 17-6 record, posting the second-best winning percentage in the American Athletic Conference entering league play.

• The Roadrunners lost their first and last series of non-conference play but picked up three sweeps in between, and most recently knocked off No. 5 Texas in 12 innings in Austin on Tuesday night.

• UTSA's start has been powered by its offense, with the Roadrunners boasting the eighth-best batting average in the nation at .332 thanks to 252 hits as a team - the second-most in the country and just one behind national leader Lamar. UTSA's pitching staff also does a good job limiting walks, ranking fifth in the country in walks allowed per nine innings (2.92) and 10th in K/BB ratio (3.30)

• Preseason Player of the Year Mason Lytle leads UTSA's offense with a .410 batting average and 41 hits - the third-most knocks in the country, while Drew Detlefsen and Lytle rank 1-2 in the conference in RBIs with 33 and 31, respectively.

• Reliever Robert Orloski has made seven appearances out of the bullpen and has six wins - tied for the most victories in the country, while Braylon Owens paces the Roadrunner rotation with 31 strikeouts in 27.1 innings of work.

PROBABLE STARTERS

CLT

| # | NAME | R/L | ERA | W-L | GP-GS | IP | H | R | ER | BB | SO | 2B | 3B | HR | oAVG |
|----|-----------------|-----|------|-----|-------|------|----|----|----|----|----|----|----|----|------|
| 32 | Blake Gillespie | RHP | 5.20 | 1-3 | 5-5 | 27.2 | 25 | 16 | 16 | 7 | 34 | 3 | 1 | 4 | .243 |
| 35 | Andrew Kribbs | RHP | 3.48 | 1-0 | 5-5 | 20.2 | 22 | 8 | 8 | 9 | 25 | 4 | 0 | 1 | .286 |
| | TBD | | | | | | | | | | | | | | |

UTSA


| # | NAME | R/L | ERA | W-L | GP-GS | IP | H | R | ER | BB | SO | 2B | 3B | HR | oAVG |
|----|---------------|-----|------|-----|-------|------|----|----|----|----|----|----|----|----|------|
| 17 | Zach Royle | RHP | 6.20 | 1-2 | 6-5 | 24.2 | 27 | 18 | 17 | 9 | 29 | 3 | 0 | 4 | .278 |
| 50 | Braylon Owens | RHP | 5.27 | 3-1 | 7-5 | 27.1 | 22 | 16 | 16 | 7 | 31 | 6 | 0 | 2 | .208 |
| | TBD | | | | | | | | | | | | | | |

LAST TIME OUT

STARTING 9

| # | NAME | POS. | AVG | R | H | RBI | BB | SO |
|----|-----------------|------|------|----|----|-----|----|----|
| 14 | Chandler Riley | 2B | .289 | 12 | 22 | 9 | 9 | 21 |
| 2 | Thad Ector | DH | .317 | 10 | 13 | 6 | 7 | 13 |
| 22 | Cody Gunderson | 1B | .397 | 15 | 23 | 15 | 12 | 17 |
| 9 | Logan Poteet | C | .257 | 10 | 19 | 11 | 8 | 25 |
| 18 | Dawson Bryce | 3B | .295 | 12 | 23 | 7 | 6 | 24 |
| 8 | Noah Furcht | RF | .282 | 14 | 20 | 13 | 9 | 25 |
| 1 | Carson Bayne | CF | .235 | 10 | 16 | 25 | 8 | 21 |
| 26 | Juan Rivera | LF | .233 | 5 | 10 | 2 | 6 | 7 |
| 11 | Connor Maryniak | SS | .177 | 9 | 11 | 8 | 10 | 21 |

DEFENSIVE LINEUP



THE NOTES

LAST TIME OUT

Charlotte hosted App State on Tuesday in the back end of a midweek home-and-home series between the two. The Niners avenged a loss to the Mountaineers from the week before with a 7-6 victory from Hayes Stadium, riding a six-run first inning to the victory. **Chandler Riley** had a team-high three hits in the game while **Cody Gunderson** and **Carson Bayne** both went yard.

AMBUSH OFFENSE

The Niners' six-run first inning against App State marked the third time the Green and White have scored at least six runs in an inning this year - with all three times occurring in the first two frames of the games. Charlotte is outscoring its opponents 36-14 in the first two innings, accounting for nearly 35% of CLT's total run production this year coming in the first six outs.

BECAUSE HE GETS ON BASE

Gunderson followed up his big week in week five with a two-hit performance against the Mountaineers, keeping his on-base streak alive at all 17 games he's played in. He's recorded at least one hit in all but two contests and is currently riding a team-high 12-game hitting streak. Gunderson's on base percentage currently sits at .539, ranking fourth in the American Athletic Conference and 54th in the country.

HIGH-RANKING INTERNATIONAL OFFICIAL

Gunderson not only ranks high in the league standings on OBP as the Canadian first baseman also sits in the top five of the league standings in slugging percentage (second, .707), OPS (second, 1.246), and batting average (fourth, .397).

RIBBIE LEADER

Bayne's home run against App State was a solo shot to left for his team-leading fifth home run of the year and 25th RBI. He's driven in the third-most runs in The American and is tied for the third-most longballs in the conference while ranking fourth in the league and 74th nationally with an average of 1.32 runs driven in per game.

PEAK EFFICIENCY

Tanner Kaler was one of six Charlotte arms to pitch against App State and he recorded more outs than pitches throw, needing only one pitch to turn a double play to get out of the fourth inning. His effectiveness earned him the win after replacing the starter in the fourth, giving Kaler the first victory of his collegiate career.

AN APPEARANCE MADE IS AN APPEARANCE SAVED

Joseph Taylor was the final of the six arms to toe the rubber against the Mountaineers and he pitched the second-longest for the Green and White, finishing out the final three frames for his fourth save of the season. He didn't allow a single run for the sixth time this season out of eight appearances, with half of his outings resulting in a save and one more ending as the pitcher of record in a victory. Taylor's four saves are tied for third in The American and 15th in the country.

DYNAMITE DEFENSE

Charlotte's defense has been exceptional throughout the first five weeks of the season, posting a team fielding percentage of .986 for the third-best in the country behind Ball State and Arizona State. The Niners have only committed nine errors this year, tied with the aforementioned Cardinals for the fewest committed all season as the only two teams still with single-digit miscues.

DON'T RUN ON PO

Logan Poteet has thrown out 11 runners trying to steal a base on him this season, already good enough for ninth place on Charlotte's caught stealing list for catchers (data available since 2005). He's one of two catchers in the American Athletic Conference (along with Jonah Sutton of Memphis) in double digits and seven in the country, sitting tied for third in the nation and just one off the Division I co-leaders from UMES and Saint Peter's.

A NECESSARY SACRIFICE

The Niners are in the middle of the pack as a team when it comes to sacrifice bunts but **Juan Rivera** has been adept at getting them down, currently tied for the lead in the conference with three of them while ranking 76th in the country in the category. His most recent sac bunt came in game one of Saturday's doubleheader at UNCW, where he also went 2-2 swinging the bat for the first multi-hit game of the year.

MULTI-VERSE OF MADNESS

Rivera's two-hit game against the Seahawks made him the 10th 49er to record a multi-hit game this year - which now encompasses every Niner that has multiple hits on the season and all but one Niner with double-digit at bats this year. **Dawson Bryce** leads the way with eight multi-hit games while Gunderson is close behind with seven after this week's contest against App State. Poteet and Riley both had multiple hits against the Mountaineers as well to get to six multi-hit games this year while Noah Furcht has had five with two or more knocks. Charlotte also has eight batters with multi-RBI games, led by Bayne with seven games of two-plus runs driven in.

LAST WEEKEND SERIES

Charlotte finished out its last non-conference weekend of the season at UNCW last week, taking one of three games from the Seahawks. The Niners jumped ahead in game one 4-0 before an 11-4 loss but evened up the series in the first game of a doubleheader on Saturday with a 5-2 win. The series came down to the nightcap of Saturday's twinbill, with UNCW taking the game 6-4.

RING 'EM UP

Charlotte averaged three strikeouts per game at UNCW and over 11 per contest over the week with 27 strikeouts in the weekend series and 57 for the five-game week. CLT is fourth in The American with 199 strikeouts on the mound this year with an average of 10.8 every nine innings, good for second in the league and 18th in the country. The Niners have struck out 10 or more batters in 11 of the 19 games so far this season and are on pace for 576 punchouts by the time the regular season ends - which would be the second-most in a season in program history and the fifth consecutive year crossing the 500-mark. Charlotte's strikeout rate has also helped CLT post a 3.02 strikeout-to-walk ratio, also good for second in the league and 18th in the country.

RPI RANKINGS

2025 OPPONENTS

| SCHOOL | RANK |
|-----------------------|------------|
| Arkansas..... | 9 |
| North Carolina..... | 12 |
| Florida Atlantic..... | 38 |
| UNCW..... | 43 |
| High Point..... | 49 |
| Liberty..... | 60 |
| South Florida..... | 61 |
| UAB..... | 62 |
| Old Dominion..... | 72 |
| UTSA..... | 76 |
| East Carolina..... | 101 |
| Kennesaw State..... | 106 |
| Northeastern..... | 121 |
| CHARLOTTE..... | 122 |
| Wofford..... | 125 |
| Tulane..... | 127 |
| UNC Asheville..... | 163 |
| App State..... | 165 |
| Campbell..... | 172 |
| Wichita State..... | 177 |
| Memphis..... | 181 |
| USC Upstate..... | 182 |
| James Madison..... | 200 |
| Rice..... | 204 |
| Davidson..... | 249 |
| Longwood..... | 265 |
| Gardner-Webb..... | 267 |

MR. K

Blake Gillespie leads Charlotte's pitching staff in punchouts, holding 34 of the team's 199. He's the only Charlotte arm to throw double-digit strikeouts in an outing this year after fanning 11 batters in his no-hitter and ranks fifth in the conference and 51st in the country in total strikeouts. He averages 11.06 strikeouts per nine innings to sit seventh in the league, just behind his teammate Taylor's mark of 12.27 strikeouts per nine innings - which is good for fourth in the conference and 52nd overall. If the two both reach the minimum threshold of 50 innings pitched this year to qualify for the program record books, Taylor's rate would currently be the fourth-best K/9 in a single season while Gillespie's would slot in at eighth.

YOU SHALL NOT WALK

The Niners have had a pair of games without issuing a walk on the mound this season, including last week's game against Davidson, and have only given out 66 bases on balls for the second-fewest in the AAC this year - only behind this weekend's opponent of UTSA. That's good for a rate of 3.59 walks allowed per nine innings, putting the Niners second in the conference and 30th in the nation.

AWARDS & HONORS

BLAKE GILLESPIE

D1Baseball AAC Top 2025 Draft Prospects (No. 2)
D1Baseball Preseason Top 150 Starting Pitchers (No. 129)
D1Baseball Top 2025 Draft Prospects (No. 165)
D1Baseball Top 30 Pitchers of March 7 (No. 1)
D1Baseball Top 100 Pitchers of Weekend 4 (No. 2)
American Athletic Conf. Co-Pitcher of the Week (March 10)
College Baseball Foundation Co-Pitcher of the Week (March 11)

CARSON BAYNE

American Athletic Conference All-Preseason Team
D1Baseball AAC Top 2025 Draft Prospects (No. 28)

DAWSON BRYCE

D1Baseball Preseason Top 50 First Basemen (No. 36)
D1Baseball AAC Top 2026 Draft Prospects (No. 2)

ANDREW KRIBBS

D1Baseball Top 50 Impact JUCO Transfer Pitchers (No. 29)
D1Baseball AAC Top 2025 Draft Prospects (No. 27)

JOSEPH TAYLOR

D1Baseball AAC Top 2026 Draft Prospects (No. 5)
American Athletic Conf. Pitcher of the Week (Feb. 24)

CODY GUNDERSON

D1Baseball Top 50 Impact JUCO Transfer Hitters (No. 21)

LOGAN POTEET

D1Baseball AAC Top 2025 Draft Prospects (No. 6)

HUNTER SLOOP

D1Baseball AAC Top 2025 Draft Prospects (No. 9)

CAMERON TURNER

D1Baseball AAC Top Impact Freshmen (No. 30)

CONNOR MARYNIAK

D1Baseball Preseason Top 100 Relief Pitchers (No. 99)

SEBASTIAN PEREZ

D1Baseball Top 100 Pitchers of Weekend 4 (No. 33)

THAD ECTOR

American Athletic Conf. POTW Honorable Mention (March 10)

SPRING BREAKOUT ROSTERS

For the first time in program history, the 9 Across The Chest was represented in the MLB's premier spring prospect showcase, the Spring Breakout games. The Spring Breakout games featured the top prospects from all MLB teams in 16 games last weekend, with Spencer Giesting and David McCabe representing the Niners in the second edition of the event this year. Giesting recorded a strikeout in two innings of relief work as the Diamondbacks beat the Royals while McCabe recorded a hit and scored a run in the Braves' loss to the Tigers. The duo is part of a record 17 #ProNiners currently in MLB organizations - including Josh Maciejewski, who became the eighth Niner to appear in a big league game when he debuted with the Yankees last season.

HOW MANY STRIKEOUTS IN HOW MANY INNINGS?

Charlotte struck out 18 batters in a seven-inning game against Davidson, finishing just two punchouts shy of matching the program record. CLT had 20 strikeouts in 2023 against Army, but needed four more innings to do so in an 11-inning contest requiring extra frames. Five of Charlotte's six pitchers in the game recorded strikeouts, and all recorded at least two, including a career-high of five from both starter Trip DeVale and Joel Sarver. Kaler and Chase Carson both struck out the side in the only inning they pitched while Trey Baker fanned both of the batters he faced.

DR. NO-NO

Gillespie made history in the first game against James Madison with the second no-hitter in program history, joining Ronnie Honeycutt as the only two 49ers to throw a no-no for the Green and White. Gillespie used 113 pitches to go the distance while striking out 11 batters and only issuing one walk - with 71% of his pitches going for strikes. The only runner from the walk was thrown out trying to steal by Poteet, meaning Gillespie only had to face the minimum number of batters to make history. The first no-hitter in program history came nearly 38 years ago when Honeycutt fanned 12 batters with six walks and two unearned runs in a 14-2 victory over UNC Asheville on April 14, 1987.

AMERICAN ATHLETIC CONFERENCE ACCOLADES

For his performance in the no-hitter, Gillespie was named Co-Pitcher of the Week by the American Athletic Conference, sharing the award with East Carolina's Ethan Norby. Gillespie joins Taylor as CLT arms to win Pitcher of the Week in the conference so far this year after Taylor took home the award after three outings with two saves and a win in week two. Additionally, Ector was named an honorable mention on the offensive side after slashing .556/.667/1.111 with 10 total bases.

THAT'S QUALITY

Gillespie's no-no was the first of three consecutive quality starts for the 49ers' pitching staff against James Madison as **Andrew Kribbs** and **Sebastian Perez** followed suit the next two days. Kribbs fanned six batters while only giving up two runs in six innings on Saturday while Perez punched out a career-high eight batters without a walk and just two hits given up for one unearned run on 6.2 innings on Sunday. The trio joined **Mike Szturma**'s quality start on opening day for a total of four this season, already one more than the team total of three last season.

TOP PITCHERS OF THE WEEKEND

Gillespie and Perez both ranked highly on D1Baseball.com's Top 100 Pitchers of the Weekend for Weekend Four, with Gillespie coming in as the second-best performance of the weekend while Perez's gem ranked 33rd.

MORE NATIONAL RECOGNITION

Gillespie was also named the Co-National Pitcher of the Week by the College Baseball Hall of Fame, sharing the award with Middle Tennessee's Drew Horn after the latter threw a no-hitter for the Blue Raiders. Gillespie's award marks the 15th National Player of the Week award from various outlets in program history and the first since Wyatt Hudepohl took home national honors from Perfect Game and the NCBWA after his 17-strikeout complete game against Old Dominion in 2023.

IF I HAD A NICKEL FOR EVERY NO-HITTER ON FRIDAY...

Gillespie and the Niners weren't the only no-hitter on the books this weekend as the Tennessee Volunteers used four pitchers for a combined no-hitter the same night as Gillespie's gem. Middle Tennessee joined in on the no-hitter party on Sunday when Drew Horn tossed one to complete the Blue Raiders' sweep of Oakland.

...BUT IT'S WEIRD THAT IT HAPPENED TWICE

Speaking of things happening twice, Riley hit a walk-off home run to complete the sweep of the Dukes in the Sunday game of the series for his second walk-off of the year while just 13 games into the season. Riley was also the hero in the Friday win over Old Dominion when his bases-loaded knock to center field was lost in the lights by the ODU center fielder and fell behind him for the win in 11 innings.

TWIN KILLINGS

Charlotte used a strike-em-out, throw-em-out double play from Poteet on Sunday against JMU as one of four double plays in the field for the Green and White. CLT's pitchers also induced a couple of ground ball double plays and kept the game tied in the top of the ninth when Bayne hosed the would-be go-ahead run at third from center for the fourth twin killing of the day. The four double plays are the most the 49ers have turned since at least the 2015 season and finished one shy of the program record of five - most recently happening 23 years ago to the day on March 9, 2002, against Virginia.

ALL EYES ON THE GREEN AND WHITE

The middle game of the series at No. 4 Arkansas had an announced attendance of 10,938 for the most fans ever to watch a live 49ers baseball game in program history. It's the 23rd-most attended game of the 2025 season but ranks as the ninth-most fans watching a game played at a true home college stadium and not a professional park and the most fans in attendance for a game at Baum-Walker Stadium so far this year.

SLAM PO-ETRY

Poteet hit Charlotte's first grand slam against Longwood in the team's most recent midweek game against Longwood to blow the game open as part of the seven-run second inning. His four RBIs from the one swing of the bat are a single-high for any 49er in a game so far this season.

A WEEKEND IN THE SEC AGAINST A TOP-FIVE FOE

Charlotte's trip to Fayetteville to take on then-No. 4 Arkansas was CLT's first weekend series at an SEC opponent in seven years, since a 2018 series at Georgia. The series against the Razorbacks was also just the second time in program history the 49ers played a weekend series against a team ranked in the top five. The only other time came against then-No. 2-ranked Tulane in 2005 when the Green Wave made the trip to the Queen City for a weekend series in Conference USA action.

COMEBACK KIDS

Charlotte's comeback victory in the Friday game against Old Dominion erased a 7-1 deficit the Niners found themselves in during the fourth inning. CLT answered with three runs in the fourth and four in the fifth before tying things up in the seventh after Old Dominion plated two in the sixth. The comeback victory was Charlotte's largest since erasing a 7-0 hole against No. 24 UTSA on April 6, 2023, to win 12-10 in head coach Robert Woodard's 100th career coaching victory.

THE CENTENNIAL MATCHUP AGAINST ODU

The series with Old Dominion saw the Green and White play a single team for the 100th time when the Monarchs made the trip to the Queen City. The two sides battled 98 times heading into the weekend, which made the middle game the 100th meeting between the two and ODU the only opponent in program history to play Charlotte 100 times. The two sides first met in 1983 as members of the Sun Belt and have played each of the last 10 years (not including the canceled season of 2020) despite not sharing a conference for the past three seasons.

OPENING-DAY DUB

Charlotte's win over Northeastern in the first game of the year marked the first season-opening victory for the 49ers since the 2021 campaign with a 12-4 win over Morehead State. The win moves CLT to 27-20 all-time in the first game of the season for a .574 winning percentage.

RAIN, RAIN, GO AWAY

Inclement weather in the Charlotte area forced opening weekend of the 2025 season to move to a doubleheader on Friday and a single game on Saturday - which ended up being postponed to Sunday and eventually canceled due to unplayable conditions from sustained rain on Saturday and early Sunday morning. It marked the first opening-day doubleheader for the Green and White since the 2015 season and the 11th in program history, with CLT holding a 16-6 (.727) record in opening-day twinbills.

BAYNE REPRESENTING

Outfielder Carson Bayne was the only Niner named to the 2025 American Athletic Conference Preseason All-Conference Team but he was a unanimous selection after leading the Niners with 121 total bases, 47 RBIs, 13 home runs, and a .565 slugging percentage. In the conference standings, Bayne found himself sitting in the top 10 of The American in slugging (6th), triples (T-5th), home runs (T-8th), and sacrifice flies (T-8th).

TOURNEY TEAMS ON TAP

Eight of Charlotte's 25 opponents on the schedule this year qualified for the 2024 NCAA Tournament, accounting for 18 of the 55 scheduled games in 2025. North Carolina reached the College World Series in Omaha after hosting a Super Regional as the No. 4 seed while Arkansas (No. 5 seed) and East Carolina (No. 16) also earned Regional-hosting privileges. Also qualifying for last year's tournament on the upcoming slate include Wofford (SoCon Champs), James Madison (at-large), UNCW (CAA Champs), Tulane (AAC Champs), and High Point (Big South Champs) - who made their first NCAA Tournament appearance last year under Charlotte alum and three-time All-CUSA shortstop Joey Hammond as head coach.

#PACKTHEHAYES

CHARLOTTE HOME ATTENDANCE IN 2025

| DATE | OPPONENT | RESULT | ATTN. | DATE | OPPONENT | RESULT | ATTN. |
|------|-------------------|--------------|-------|------|--------------------|--------|-------|
| 2/14 | Northeastern (DH) | W/L | 708 | 4/4 | Wichita State * | | |
| 2/21 | Old Dominion | W, 10-9 (11) | 606 | 4/5 | Wichita State * | | |
| 2/22 | Old Dominion | L, 2-4 | 783 | 4/6 | Wichita State * | | |
| 2/23 | Old Dominion | L, 6-7 | 705 | 4/11 | East Carolina *G | | |
| 2/25 | Longwood | W, 8-1 | 625 | 4/12 | East Carolina * | | |
| 3/7 | James Madison | W, 5-0 | 564 | 4/13 | East Carolina * | | |
| 3/8 | James Madison | W, 8-5 | 887 | 4/22 | Kennesaw State | | |
| 3/9 | James Madison | W, 3-2 | 604 | 4/25 | Florida Atlantic * | | |
| 3/12 | Davidson | W, 12-0 (7) | 681 | 4/26 | Florida Atlantic * | | |
| 3/18 | App State | W, 7-6 | 1,030 | 4/27 | Florida Atlantic * | | |
| 3/21 | UTSA * | | | 5/6 | High Point | | |
| 3/22 | UTSA * | | | 5/9 | UAB * | | |
| 3/23 | UTSA * | | | 5/10 | UAB * | | |
| 3/25 | Campbell | | | 5/11 | UAB * | | |
| 4/1 | Liberty | | | 5/13 | UNC Asheville | | |

* - American Athletic Conference Game

G - Played at Truist Field (Uptown Charlotte, N.C.)

TOTAL HOME ATTENDANCE: 7,901
AVG. HOME ATTENDANCE: 718

ALL GREEN EVERYTHING

Charlotte is debuting a handful of new uniform pieces this year, including green pants for the first time ever - allowing for an all-green combination. The Niners also received new white jerseys with the All-In C logo on the front to replace the old white CLT jerseys and new cream tops and bottoms. With three different hat options, six jersey options, and six pants, there are 108 unique uniform combinations the Niners can choose from this season.

LET THERE BE LIGHT

The future is bright at Hayes Stadium with the installation of a brand-new lighting system in the offseason. The new LUMASPORT 16 LED lights replace the original light fixtures from the initial field construction in the 1980s and more than double the brightness on the field in years past. They are the latest in a list of upgrades to The Hayes since the stadium was finished, joining turf installation (2016), the Mims Family Indoor Player Development Center (2018), a turf upgrade and installation of a turf mound for the first time (2022), and a new video board (2023).

A BUSY WEEK IN THE 704

The second week of April will be a busy one for the 49ers as the team will play games at three different stadiums in the area. The week begins on April 8 with a midweek matchup against Gardner-Webb in Kannapolis at Atrium Health Ballpark - representing Charlotte's 30th all-time game in K-Town. The action then shifts to the heart of the Queen City later that week with the Friday game of the series against East Carolina (April 11) played in Uptown at Truist Field before finishing the series with the Pirates out at The Hayes the following two days.

PRO NINERS

CHARLOTTE PLAYERS IN MLB ORGANIZATIONS

| Pos. | NAME | ORGANIZATION |
|------|------------------|-----------------------|
| OF | Jake Cunningham | Baltimore Orioles |
| RHP | Ryan Degges | Philadelphia Phillies |
| RHP | Donye Evans | Detroit Tigers |
| OF | Cam Fisher | Houston Astros |
| INF | Nate Furman | San Francisco Giants |
| LHP | Spencer Giesting | Arizona Diamondbacks |
| C | Kaden Hopson | Los Angeles Angels |
| RHP | Wyatt Hudepohl | New York Mets |
| LHP | Josh Maciejewski | Milwaukee Brewers |
| INF | David McCabe | Atlanta Braves |
| RHP | Bryce McGowan | Colorado Rockies |
| C | Aaron McKeithan | Pittsburgh Pirates |
| LHP | Cole Reynolds | Chicago Cubs |
| RHP | Tony Rossi | New York Yankees |
| RHP | Hale Sims | Chicago White Sox |
| RHP | Paxton Thompson | Philadelphia Phillies |
| LHP | AJ Wilson | Philadelphia Phillies |

DOUBLE DIP FOR SKIP

Head Coach **Robert Woodard** will take over Pitching Coach duties for the 9 Across The Chest this season after Pitching Coach Michael Oh received a job with the St. Louis Cardinals organization. It will mark the fourth season that Woodard has doubled as the Pitching Coach since taking over as the program's head coach, including each of the team's two regional appearances under his leadership. Oh's departure led to the promotion of former 49er pitcher **Cameron Hansen** from Graduate Assistant to Pitching Coordinator for this season.

THE BEST AT THEIR POSITIONS

Dawson Bryce, **Blake Gillespie**, and **Connor Maryniak** were recognized by D1Baseball.com as some of the best players at their positions in publication's annual preseason positional rankings. Bryce slotted in as the No. 36 first baseman in the country while Gillespie was tabbed as No. 129 among starting pitchers and the two-way playing Maryniak ranked as No. 99 among relief pitchers.

TOP DRAFT PROSPECTS

Bryce was also listed as the second-best draft prospect for the 2026 MLB Draft in the American Athletic Conference by D1Baseball, joining reliever **Joseph Taylor** (No. 5) among the top 15 players eligible for next year's draft. The Niners had five players listed among the top 40 prospects in the league for this summer's draft, with Bayne (No. 28) joined by newcomers Gillespie (No. 2), **Logan Poteet** (No. 6), **Hunter Sloop** (No. 9), and **Andrew Kribbs** (No. 27). Gillespie was also tabbed as the No. 165 overall D1 prospect in the upcoming MLB Draft.

JUCO IMPACT TRANSFERS

D1Baseball also ranked the top 50 JUCO impact transfers for both hitters and pitchers and the Niners had one of each make the list. Catcher/First Baseman **Cody Gunderson** was named the 21st-best hitting transfer from the JUCO ranks while Kribbs was listed as the 29th-best pitcher to move from a two-year college to the DI level this year.

WELCOME TO THE QUEEN CITY

Gillespie, Poteet, Sloop, Kribbs, and Gunderson headline a group of 22 newcomers to the roster this season, with 12 transfers, eight coming from the JUCO ranks, and two freshmen. Joining the quintet of draft headliners are **Connor Maryniak**, **Caleb Estes**, **Chandler Riley**, **Blake Martin**, **Ed Wagner**, **Juan Rivera**, **Chase Allen**, **Trip DeVale**, **Mike Szturma**, **Ben Craig**, **Cameron Turner**, **Sebastian Perez**, **Logan Ponnnett**, **Zacarias Salinas**, **Matt Garcia**, and **AJ Camp**.

WELCOME BACK CHANDLER!

One of Charlotte's new additions in 2025, **Chandler Riley**, isn't a complete stranger to the 9 Across The Chest after beginning his collegiate career in the Queen City with the Niners in 2021. He then transferred to Gaston CC before ending up at Campbell the last two years before returning back to the 704 to rejoin the Niners. Riley is one of five players across the country to begin at one Division I school, transfer to another, and then return to their original school this season, joining Malachi Lott (Houston), Tristan Moore (New Orleans), Logan Schulfer (Milwaukee), and Mitch Wood (Iowa).

DIHI ROYALTY IN THE PROGRAM

Another newcomer to the squad this season had quite the career in the Division III ranks the last three years, culminating in a National Championship and Division III Player of the Year honors. **Connor Maryniak** is a two-way player who spent the last three seasons with Misericordia University in his home state of Pennsylvania. Last year he helped the Cougars win the first national championship in school history by setting program records with 130 total bases, 70 RBIs, and 13 home runs - all while posting an 11-2 record with 76 strikeouts on the mound for the second-most wins and third-most strikeouts in a single season in Misericordia history.

2024 RECAP

Charlotte went 24-34 with a 12-15 mark in American Athletic Conference play last season for a seventh-place finish in the AAC Standings after getting hammered by the MLB Draft, MLB Free Agency, and graduation following the successful 2023 season. The Niners picked up one win in the conference tournament, getting a 9-5 victory over No. 2 seed UTSA in 12 innings on the opening day of the championships for Charlotte's first opening-game win in a conference tournament since 2017. Returning outfielder **Noah Furcht** led the Green and White with a .302 batting average while the team's pitching staff was anchored by seniors Cole Reynolds, AJ Wilson, and Tony Rossi - all three of which are now in professional organizations.

K/9 RECORD

Charlotte's pitching trifecta of Friday starter Reynolds and 1-2 relief combo Wilson and Rossi totaled 238 strikeouts between the three of them to help the Niners post a program-record 10.45 strikeouts per nine innings average - the only season in program history with a K/9 north of 10.0. Wilson also picked up the individual single-season title in the CLT baseball record books, fanning 86 batters in 59.1 innings for a 13.04 K/9 last year.

TOTAL STRIKEOUTS

As a team, the Niners' entire pitching staff totaled 572 strikeouts to cross the 500 mark for the fourth consecutive season and fifth year overall. The 572 punchouts last year finished as the second-most in a single season in program history, only behind the record-setting mark of 619 from the 2023 campaign.

RACKING THEM UP

Charlotte has been one of the top pitching programs in the country the last four years when it comes to sitting down opposing batters on strikeouts, ranking 21st in the nation in total strikeouts and 24th in K/9 since the start of the 2021 season. When looking just at non-power conference teams, the rankings rise to fifth in total strikeouts (behind East Carolina, Southern Miss, Dallas Baptist, and UConn) and seventh in K/9 over the last four years (behind Penn, Southern Miss, Ball State, DBU, ECU, and UC Santa Barbara).

PERFECT AT FIRST

Wilson wasn't the only 49er etching his way into the record book last season as **Spencer Nolan** tied the program record with a perfect fielding percentage of 1.000. He's just the fifth player in program history to go error-free in at least 150 attempts in a single season and the first since catcher Harris Yett in 2018. Nolan began the year playing center field before switching over to Charlotte's everyday first baseman later in the year.

AVERAGE RPI RANK

The Niners have averaged a year-end RPI rank of 78.8 over the last four seasons, grading out to the second-best average among all teams in the American Athletic Conference and 38.4 spots above league average. That includes a pair of finishes in the top 70 and a record-high finish of 34th during the 2021 season.

THE COMEBACK KIDS

Last year's team also featured a flair for the dramatic, with five wins after trailing in the eighth inning or later in 2024 - the most late-inning comebacks since doing so six times during the 2018 season. One of last season's comebacks was a walk-off win over Memphis that featured back-to-back-to-back home runs to lead-off the ninth inning to tie and win the game. It was the Green and White's first walk-off home run since the 2016 season and the first to be hit by a pinch hitter since 2014.

THE NEWEST #PRONINERS

Charlotte had two players drafted and two signed free agency deals last summer following the 2024 MLB Draft to add to the growing list of Niners in professional baseball. AJ Wilson and Ryan Degges were both drafted by the Philadelphia Phillies in the 12th and 17th rounds, respectively, while Tony Rossi signed with the New York Yankees and Kaden Hopson inked a deal with the Los Angeles Angels. Cole Reynolds did not sign last summer but recently signed as a free agent this winter with the Chicago Cubs.

HEARING YOUR NAME CALLED

Wilson and Degges made it 68 total draft picks in program history when the Phillies selected them last July as part of a larger trend of CLT players making it in pro ball. Charlotte has had 11 players drafted and 16 total reach professional baseball over the last four seasons, tied for the second-most players drafted in a four-year span in program history and the most since 12 were taken from 2007-10.

WELCOME TO THE SHOW

Josh Maciejewski became the eighth #ProNiner to pitch in the major leagues when he made his big league debut for the New York Yankees last April, needing only four pitches to retire the Marlins in order for a perfect ninth inning. Maciejewski pitched in 63 games for the Niners and earned 21 wins before being selected by the Yankees in the 10th round of the 2018 MLB Draft. He now joins Bryan Harvey, Stewart Cole, Chris Haney, Jeff Johnson, Sean Whiteside, Jason Stanford, and John Maine as the eight Niners to reach the top level of professional baseball. Maciejewski elected free agency in the offseason and signed with the Milwaukee Brewers on the night of the 2025 Charlotte Baseball First Pitch Dinner.

PAINTING THE LEAGUE GREEN AND WHITE

Maciejewski's signing with the Brewers bumped Charlotte's total up to 17 former players currently signed with a major league organization - the most Niners that have ever been in the MLB/MiLB in the same season. The previous record was 15 former players during the 1992 professional season, and 14 Niners played in at least one game for an MLB organization last summer. The 17 professional players are spread across 15 different MLB organizations and one Niner, Aaron McKeithan, received a non-roster invite to Spring Training with the Pittsburgh Pirates after the Pirates selected him from the St. Louis Cardinals in the Minor League Rule 5 Draft this winter.

| NO. | NAME | POS. | HT. | WT | YR. | B/T | HOMETOWN/HIGH SCHOOL (TRANSFER FROM) |
|-----|------------------|---------|------|-----|-------|-----|---|
| 1 | Carson Bayne | OF | 5-11 | 185 | Sr. | R/R | Jacksonville, Fla. / Sandalwood (College of Central Florida) |
| 2 | Thad Ector | OF | 6-2 | 215 | Sr. | S/R | Tyrone, Ga. / Stars Mills (South Carolina/College of Central Florida) |
| 3 | Dante DeFranco | INF | 5-10 | 185 | Gr. | R/R | Hillsborough, N.C. / Orange |
| 6 | Johnny Sutryk | OF | 6-1 | 215 | So. | R/R | Virginia Beach, Va. / IMG Academy |
| 8 | Noah Furcht | OF | 6-2 | 215 | Sr. | R/R | Esko, Minn. / Esko (Kirkwood CC) |
| 9 | Logan Poteet | C | 6-2 | 215 | R-So. | R/R | Powell, Tenn. / Powell (Vanderbilt) |
| 11 | Connor Maryniak | INF/RHP | 6-1 | 200 | Sr. | R/R | Reading, Pa. / Governor Mifflin (Misericordia) |
| 12 | Chase Carson | LHP | 6-4 | 210 | Sr. | L/L | Topeka, Kan. / Shawnee Heights (State Fair CC) |
| 13 | Caleb Estes | INF | 6-4 | 205 | Jr. | R/R | Severn, Md. / Archbishop Spalding (Maryland / Gaston CC) |
| 14 | Chandler Riley | INF | 6-0 | 185 | Gr. | L/R | Concord, N.C. / Cox Mill HS (Gaston CC / Campbell) |
| 17 | Wesley Jones | RHP | 6-4 | 225 | So. | R/R | Charlotte, N.C. / Charlotte Christian |
| 18 | Dawson Bryce | INF | 6-3 | 200 | So. | R/R | Taunton, Mass. / Taunton (Merrimack) |
| 19 | Blake Martin | OF | 6-0 | 200 | Jr. | L/R | Irmo, S.C. / Dutch Fork (Spartanburg Methodist) |
| 20 | Ed Wagner | RHP | 6-5 | 220 | R-Jr. | R/R | Haymarket, Va. / Highland School (George Washington/State College of Florida) |
| 21 | Adam Stanton | RHP | 6-3 | 230 | Sr. | R/R | Eagan, Minn. / Eagan (Iowa Western) |
| 22 | Cody Gunderson | C/1B | 6-4 | 220 | Jr. | R/R | St. Mala, Manitoba, Canada / Institute College St. Pierre (Hutchinson CC) |
| 23 | Spencer Nolan | UTL | 6-5 | 190 | Jr. | R/R | Wilmington, N.C. / Hoggard |
| 24 | Reid Haire | OF | 6-0 | 195 | So. | L/L | Hudson, N.C. / Pro 5 Baseball Academy |
| 25 | Trey Baker | RHP | 6-3 | 215 | R-Sr. | R/R | Roswell, Ga. / Blessed Trinity Catholic (Georgia Highlands) |
| 26 | Juan Rivera | INF | 5-7 | 165 | Jr. | L/R | Mission, Texas / Sharyland Pioneer (UTRGV/Dodge City CC) |
| 29 | Joseph Taylor | RHP | 5-11 | 180 | So. | R/R | Apex, N.C. / Pro 5 Baseball Academy |
| 32 | Blake Gillespie | RHP | 6-2 | 205 | Jr. | S/R | Clermont, Ga. / Medway (Georgia) |
| 34 | Tanner Kaler | LHP | 6-1 | 195 | So. | L/L | Concord, N.C. / Northwest Cabarrus |
| 35 | Andrew Kribbs | RHP | 6-0 | 210 | Jr. | R/R | Knoxville, Tenn. / CAK (Cleveland State CC) |
| 37 | Chase Allen | RHP | 6-6 | 215 | Gr. | R/R | Littleton, Colo. / Regis Jesuit (Michigan) |
| 38 | Trip DoVale | RHP | 6-1 | 190 | Jr. | R/R | Roswell, Ga. / Roswell (Georgia Highlands) |
| 40 | Mike Szturma | RHP | 6-3 | 220 | Gr. | R/R | Beacon Falls, Conn. / Woodland Regional (Southern Connecticut State) |
| 41 | Joel Sarver | RHP | 6-1 | 210 | R-Sr. | R/R | Champaign, Ill. / Champaign Central (NW Florida State) |
| 43 | Ben Craig | LHP | 6-3 | 210 | Jr. | L/L | Keezletown, Va. / Spotswood (UMBC) |
| 44 | Cameron Turner | INF | 6-3 | 215 | Fr. | R/R | Richlands, N.C. / P27 |
| 45 | Sebastian Perez | RHP | 6-5 | 245 | Jr. | R/R | Southwest Ranches, Fla. / West Broward (Miami/College of Central Florida) |
| 47 | Hunter Sloop | RHP | 6-7 | 235 | R-So. | R/R | Mount Pleasant, N.C. / P27 (Tennessee) |
| 50 | Logan Ponnnett | C/INF | 6-0 | 190 | Fr. | R/R | Wilmington, N.C. / Hoggard |
| 53 | Zacarias Salinas | C | 6-1 | 210 | Sr. | L/R | Canton, Mich. / Salem (Grand Rapids CC/Northern Kentucky) |
| 54 | Matt Garcia | LHP | 6-2 | 195 | Gr. | L/L | Louisville, Colo. / Monarch (USC Aiken) |
| 55 | AJ Camp | LHP | 6-1 | 205 | R-Fr. | B/L | Stallings, N.C. / Combine Academy (Wake Forest) |

- 33 **Head Coach/Pitching Coach:** Robert Woodard (North Carolina '07), 6th Season
 10 **Associate Head Coach:** Toby Bicknell (Wingate '02), 6th Season
 16 **Assistant Coach/Hitting Coordinator:** Phillip Cebuhar (Arkansas - Fort Smith '18), 4th Season
 42 **Director of Player Development:** Tyler Simmons (Wingate '16), 9th Season
Director of Baseball Performance: Eric McKibban (Evansville '16), 5th Season
 30 **Pitching Coordinator/Baseball Performance Assistant:** Cameron Hansen (Charlotte, '24), 1st Season

CLASS BREAKDOWN

FRESHMAN (3)

AJ Camp (R)
 Logan Ponnnett
 Cameron Turner

SOPHOMORE (8)

Dawson Bryce
 Reid Haire
 Wesley Jones
 Tanner Kaler
 Logan Poteet (R)
 Hunter Sloop (R)
 Johnny Sutryk
 Joseph Taylor

JUNIOR (11)

Ben Craig
 Caleb Estes
 Cody Gunderson
 Blake Martin
 Sebastian Perez
 Ed Wagner (R)

SENIOR (8)

Trey Baker (R)
 Carson Bayne
 Thad Ector
 Noah Furcht
 Connor Maryniak
 Zacarias Salinas
 Joel Sarver (R)
 Adam Stanton

GRADUATE (5)

Chase Allen
 Dante DeFranco
 Matt Garcia
 Chandler Riley
 Mike Szturma

ALPHABETICAL ROSTER

- 37 Allen, Chase
 25 Baker, Trey
 1 Bayne, Carson
 18 Bryce, Dawson
 55 Camp, AJ
 12 Carson, Chase
 43 Craig, Ben
 3 DeFranco, Dante
 38 DoVale, Trip
 2 Ector, Thad
 13 Estes, Caleb
 8 Furcht, Noah
 54 Garcia, Matt
 32 Gillespie, Blake
 22 Gunderson, Cody
 24 Haire, Reid
 17 Jones, Wesley
 34 Kaler, Tanner
 35 Kribbs, Andrew
 19 Martin, Blake
 11 Maryniak, Connor
 23 Nolan, Spencer
 45 Perez, Sebastian
 50 Ponnnett, Logan
 9 Poteet, Logan
 14 Riley, Chandler
 26 Rivera, Juan
 53 Salinas, Zacarias
 41 Sarver, Joel
 47 Sloop, Hunter
 21 Stanton, Adam
 6 Sutryk, Johnny
 40 Szturma, Mike
 29 Taylor, Joseph
 44 Turner, Cameron
 20 Wagner, Ed

PRONUNCIATION GUIDE

- 6 Sutryk **S00-trik**
 8 Furcht **FURCH (like birch)**
 9 Poteet **poe-TEET**
 11 Maryniak **MARE-uh-nack**
 13 Estes **ESS-tiss**
 20 Wagner **WAG-nurr**
 22 Gunderson **GUN-dur-sin**
 24 Haire **HAIR**
 32 Gillespie **GILL-ess-pee**
 34 Kaler **KAY-lurr**
 38 DoVale **doe-VAL**
 40 Szturma **STIR-muh**
 41 Sarver **SARR-vurr**
 50 Ponnnett **puh-NET**
 53 Zacarias **ZACK-uh-rye-is**
 Salinas **sah-LEE-nis**

- AC Toby Bicknell **BICK-null**
 AC Philip Cebuhar **SEEB-uh-har**

BY POSITION

RIGHT-HANDED PITCHERS (14)

| | | |
|----|----------------------|-------|
| 11 | Connor Maryniak..... | Sr. |
| 17 | Wesley Jones..... | So. |
| 20 | Ed Wagner..... | R-Jr. |
| 21 | Adam Stanton..... | Sr. |
| 25 | Trey Baker..... | R-Sr. |
| 29 | Joseph Taylor..... | So. |
| 32 | Blake Gillespie..... | Jr. |
| 35 | Andrew Kribbs..... | Jr. |
| 37 | Chase Allen..... | Gr. |
| 38 | Trip DeVale..... | Jr. |
| 40 | Mike Szturma..... | Gr. |
| 41 | Joel Sarver..... | R-Sr. |
| 45 | Sebastian Perez..... | Jr. |
| 47 | Hunter Sloop..... | R-So. |

LEFT-HANDED PITCHERS (5)

| | | |
|----|-------------------|-------|
| 12 | Chase Carson..... | Sr. |
| 34 | Tanner Kaler..... | So. |
| 43 | Ben Craig..... | Jr. |
| 54 | Matt Garcia..... | Gr. |
| 55 | AJ Camp..... | R-Fr. |

CATCHERS (4)

| | | |
|----|-----------------------|-------|
| 9 | Logan Poteet..... | R-So. |
| 22 | Cody Gunderson..... | Jr. |
| 50 | Logan Ponnett..... | Fr. |
| 53 | Zacarias Salinas..... | Sr. |

INFIELDERS (9)

| | | |
|----|----------------------|-----|
| 3 | Dante DeFranco..... | Gr. |
| 11 | Connor Maryniak..... | Sr. |
| 13 | Caleb Estes..... | Jr. |
| 14 | Chandler Riley..... | Gr. |
| 18 | Dawson Bryce..... | So. |
| 22 | Cody Gunderson..... | Jr. |
| 26 | Juan Rivera..... | Jr. |
| 44 | Cameron Turner..... | Fr. |
| 50 | Logan Ponnett..... | Fr. |

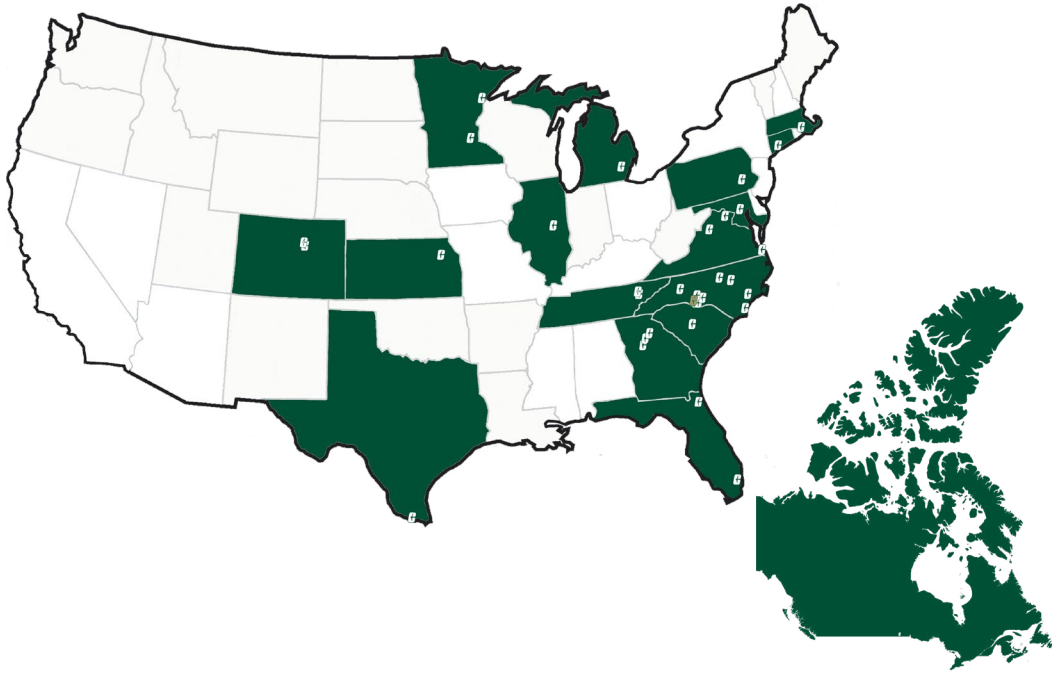
OUTFIELDERS (7)

| | | |
|----|--------------------|-----|
| 1 | Carson Bayne..... | Sr. |
| 2 | Thad Ector..... | Sr. |
| 6 | Johnny Sutryk..... | So. |
| 8 | Noah Furcht..... | Sr. |
| 19 | Blake Martin..... | Jr. |
| 24 | Reid Haire..... | So. |
| 32 | Ryan Degges..... | Jr. |

UTILITY (1)

| | | |
|----|--------------------|-----|
| 23 | Spencer Nolan..... | Jr. |
|----|--------------------|-----|

WHERE YA FROM?



COLORADO (2)

| | |
|-----------------|-------------|
| Littleton..... | Chase Allen |
| Louisville..... | Matt Garcia |

CONNECTICUT (1)

| | |
|-------------------|--------------|
| Beacon Falls..... | Mike Szturma |
|-------------------|--------------|

FLORIDA (2)

| | |
|------------------------|-----------------|
| Jacksonville..... | Carson Bayne |
| Southwest Ranches..... | Sebastian Perez |

GEORGIA (4)

| | |
|---------------|-----------------|
| Clermont..... | Blake Gillespie |
| Roswell..... | Trey Baker |
| | Trip DeVale |
| Tyrone..... | Thad Ector |

ILLINOIS (1)

| | |
|----------------|-------------|
| Champaign..... | Joel Sarver |
|----------------|-------------|

KANSAS (1)

| | |
|-------------|--------------|
| Topeka..... | Chase Carson |
|-------------|--------------|

MARYLAND (1)

| | |
|-------------|-------------|
| Severn..... | Caleb Estes |
|-------------|-------------|

MASSACHUSETTS (1)

| | |
|--------------|--------------|
| Taunton..... | Dawson Bryce |
|--------------|--------------|

MICHIGAN (1)

| | |
|-------------|------------------|
| Canton..... | Zacarias Salinas |
|-------------|------------------|

MINNESOTA (2)

| | |
|------------|--------------|
| Eagan..... | Adam Stanton |
| Esko..... | Noah Furcht |

NORTH CAROLINA (12)

| | |
|---------------------|----------------|
| Apex..... | Joseph Taylor |
| Charlotte..... | Wesley Jones |
| Concord..... | Tanner Kaler |
| | Chandler Riley |
| Hillsborough..... | Dante DeFranco |
| Hudson..... | Reid Haire |
| Mount Pleasant..... | Hunter Sloop |
| Richlands..... | Cameron Turner |
| Stallings..... | AJ Camp |
| Wilmington..... | Spencer Nolan |
| | Logan Ponnett |

PENNSYLVANIA (1)

| | |
|--------------|-----------------|
| Reading..... | Connor Maryniak |
|--------------|-----------------|

SOUTH CAROLINA (1)

| | |
|-----------|--------------|
| Irmo..... | Blake Martin |
|-----------|--------------|

TENNESSEE (2)

| | |
|----------------|---------------|
| Knoxville..... | Andrew Kribbs |
| Powell..... | Logan Poteet |

TEXAS (1)

| | |
|--------------|-------------|
| Mission..... | Juan Rivera |
|--------------|-------------|

VIRGINIA (3)

| | |
|---------------------|---------------|
| Haymarket..... | Ed Wagner |
| Keezletown..... | Ben Craig |
| Virginia Beach..... | Johnny Sutryk |

CANADA (1)

| | |
|-------------------------|----------------|
| St. Malo, Manitoba..... | Cody Gunderson |
|-------------------------|----------------|





HEAD COACH ROBERT WOODARD

#33 6TH SEASON • NORTH CAROLINA '07

On July 1, 2019, Robert Woodard returned home to the Queen City as the fifth Head Coach of the Charlotte 49ers Baseball program. He does so coming off of being an assistant coach at his alma mater, North Carolina, for three seasons. Woodard, a Charlotte native, has also served as pitching coach at UNCW and Virginia Tech.

The 2024 Charlotte baseball team posted its fourth consecutive season with 500+ strikeouts as the team's pitching staff collected 572 Ks for the second-most in a single season. Only playing 58 games, that led to a program record for K/9 with an average of 10.45 strikeouts per nine innings - the only season in program history with a 10+ K/9. AJ Wilson was a key to the pitching staff's success as the reliever finished the season with an individual K/9 of 13.04 to top Charlotte's individual single-season list. Spencer Nolan also topped an individual single-season list as well after he finished the year with a perfect fielding percentage in 151 chances, becoming the fifth player in program history to not make an error in at least 150 chances. The 2024 squad also featured late comebacks for the first time since 2021, with the Niners winning four games when trailing after seven innings and two when trailing in the eighth or later, including a go-ahead grand slam from Carson Bayne in the top of the ninth to beat No. 9 East Carolina and three consecutive solo home runs to walk-off Memphis at home. The Niners' win over CLT made it two consecutive seasons with wins over a top-10 team and five such victories in the past two seasons.

In his fourth season donning the 9 Across The Chest, Woodard guided Charlotte to one of its best seasons in program history. The Niners won 36 games to make it three consecutive seasons with 35+ wins and picked up the first Conference USA Tournament Championship in program history. CLT made a Regional for the second time in three years under Woodard and reached the Regional Final for just the second time in program history after eliminating No. 3-ranked Clemson in an elimination game - tied for the highest-ranked opponent the Niners have ever beaten and the first site host CLT has ever taken down in a Regional. Charlotte won seven consecutive elimination games with its back against the wall, rattling off five wins in four days to take home the C-USA Tournament Title after losing the first game and then eliminated Lipscomb and Clemson in the Regional after losing the opener to Tennessee. The Green and White became just the third C-USA school and first since TCU in 2004 to win the tournament championship after losing their first game and having to play their way out of the loser's bracket. Charlotte's 2023 team set a program record with 64 games played and record five shutouts to tie for the sixth-most shutouts in a single season in program history. The Niners hit 103 home runs to cross the century mark for just the second time in program history and drew 356 walks for the second consecutive season with at least 356 free passes taken. Charlotte's pitching staff in 2023 was quite adept at striking the other team out, setting team single-season records for strikeouts (619), strikeouts looking (189), and strikeouts per nine innings (9.96) while also holding opponents the fourth-lowest opponent batting average allowed (.246). Showing how well-rounded the team was, the 2023 squad also set a program record for highest fielding percentage (.979), most putouts (1,678), and fewest passed balls (2), while recording the fourth-fewest errors (47) and turning the 10th-most double plays (43). Also in 2023, Woodard became the fastest coach in program history to win their 100th game leading the Niners after he reached the century mark in game No. 166 in a doubleheader against then-No. 24 UTSA at Hayes Stadium. Cam Fisher received All-America citations in 2023 under Woodard's leadership as well, giving Charlotte All-Americans in three consecutive years for the first time in program history.

Woodard led Charlotte to a 36-22 mark in 2022 and had the Niners ranked No. 23 by Baseball America after taking a series at No. 18 Old Dominion the week before. CLT set multiple program records during the 2022 campaign, including the most walks any Green and White squad has ever drawn with 371 - the fourth-most in all of Division I collegiate baseball that year. Five different Niners took home C-USA Player of the Week Awards for the most Charlotte has won in a single season from the conference, and David McCabe became the first CLT hitter to take home an NCBWA Co-Hitter of the Week award. He won the award after a week that saw him hit six home runs in five games, including three in one game against Marshall to match the individual program record for home runs in a game. The Niners hit eight as a team in that game to set a new program record, with two of them being grand slams off the bat of Cam Fisher - also matching a program record for most RBIs in a single game with eight of them. Charlotte scored a total of 50 runs against the Thundering Herd that weekend, setting a new program record for the most runs scored in a three-game series and in a C-USA series. The 2022 season also saw the Niners hit 10 doubles against Western Illinois to set a new program record and the team took 17 walks at UTSA to match the most free passes in one game. Charlotte defeated Middle Tennessee, 22-0, in the Conference USA Tournament at the end of the year, setting a new conference record for the largest margin of victory in a tournament game. The Niners took home six Conference USA Awards at the end of the season, placing two players on each of the First Team (McCabe and Jack Dragum), Second Team (Fisher and Nate Furman) and Freshman Team (Fisher and Collin Kramer). Two Niners earned national honors after the season as well, with McCabe taking home NCBWA All-America Third Team honors and ABCA/Rawlings All-Region Second Team honors, and Cam Fisher earning Collegiate Baseball and Baseball America Second Team Freshman All-America citations - Charlotte's fifth player to earn Freshman All-America honors during Woodard's tenure.

WOODARD'S COACHING RECORD

| Year | Team | GC | W | L | Pct. | Conference | GC | W | L | Pct. | Finish |
|---------------|-------------------------|------------|------------|------------|-------------|-----------------------|-----------|-----------|-----------|-------------|--------|
| 2020 | Charlotte | 17 | 9 | 8 | .529 | Conference USA | - | - | - | - | - |
| 2021 | Charlotte | 61 | 40 | 21 | .656 | Conference USA | 32 | 24 | 8 | .750 | 1st |
| 2022 | Charlotte | 58 | 36 | 22 | .621 | Conference USA | 30 | 17 | 13 | .567 | 7th |
| 2023 | Charlotte | 64 | 36 | 28 | .562 | Conference USA | 29 | 17 | 12 | .586 | 3rd |
| 2024 | Charlotte | 58 | 24 | 34 | .414 | American | 27 | 12 | 15 | .444 | - |
| 2025 | Charlotte | 19 | 10 | 9 | .526 | American | - | - | - | - | - |
| Totals | Charlotte Career | 277 | 155 | 122 | .560 | American | 27 | 12 | 15 | .444 | |
| | | 277 | 155 | 122 | .560 | Conference USA | 88 | 55 | 33 | .625 | |



Woodard holds the trophy after Charlotte's 2023 CUSA Tournament Title

In his first full season of 2021, Woodard guided the 49ers to a 40-win season, Conference USA Regular Season Championship and berth back into NCAA Postseason play for the first time since the 2011 season. The new year opened up with sweeps over Morehead State and William & Mary before a signature win over #14 Tennessee via 9-0 shutout that included dominance on the mound and a string of back-to-back-to-back homers. Starting March 20th in a 2-1, 10-inning win over Rhode Island in Uptown, the 49ers would not put together a losing streak of three the rest of the year. After the series win over Rhode Island, the Niners opened up the brand new Atrium Health Ballpark in downtown Kannapolis with a 15-5 rout of in-state rival App State. Next came Conference USA play featuring four-game weekends for a 32-game slate. Charlotte opened by taking three-of-four at WKU before sweeping both Florida Atlantic and FIU to open up 11-1 in league play. After series wins over UTSA and #20 Old Dominion, the Niners returned to Chapel Hill and delivered a 4-1, 10-inning win in Woodard's return. The 49ers clinched the league's east division title with a series-opening 9-6 win at Rice on May 21st before clinch the out-right regular season title the next evening with a come-from-behind 6-4 win in game two of the DH. The first postseason berth sent the Niners to the NCAA Greenville Regional where they immediately picked up a 13-10 win over Maryland in their return to June baseball on June 4th. Woodard, who took home C-USA's Keith LeClair Coach of the Year honors, also guided the Niners to 10 other postseason awards from the league starting with All-American Austin Knight winning the league's Player of the Year, Newcomer of the Year and All-Conference First Team honors. Bryce McGowan and Christian Lothes joined Knight on the first team while Will Butcher and Aaron McKeithan took home Second Team honors. Knight went on to become a First Team All-American selection by Collegiate Baseball and became a semifinalist in both the Golden Spikes Award and Dick Howser Trophy honors. Butcher and Lothes eventually took home Freshman All-American by Collegiate Baseball as well. Charlotte's 130 doubles on the year led the country up until the Super Regionals while appearing in the top-10 of hits and batting average throughout the year. On the pitching side, the staff strikeout total of 557 and 18 saves both set new school records during the record-setting season. The 49ers also tied a school-record with an 11-game win streak during the year and we're ranked in the top-25 for the final 30 games of the regular season getting as high as #15 which also set a new school record for highest-ever ranking for the program.

In the shortened 2020 season, Woodard picked up his first victory with the Niners in dramatic fashion with a 5-4, 11-inning victory over VCU on February 15th. The first year skipper led the 49ers to nine wins in the 17-game season (shortened due to the COVID-19 Pandemic) that included a seven-game home win streak with a four-game sweep over UMBC and three-game sweep vs. St. John's. Dominic Pilolli and David McCabe became Freshman All-Americans by Collegiate Baseball in Woodard's inaugural season, the first 49er recipients since 2017. Woodard immediately set up new fan-friendly events off the field in his first season, which included a homecoming golf tournament, bringing back the fall world series and introducing the inaugural First Pitch Dinner. Introducing new, modern technology and training with the team was also a priority as the 49ers partnered with P3 out of St. Louis for superior baseball training based on each student-athlete's unique needs. Woodard also introduced Rapsodo and Blast Motion, both data-driven sports technology, for additional team improvements off the field.

Woodard began his coaching career with Carolina prior to the 2010 postseason. He then spent two full seasons as an assistant, during which the Tar Heels went 97-32 and advanced to the 2011 College World Series. Woodard's first stint as a full-time pitching coach came in 2013 at UNCW. The Seahawks finished the 2013 campaign 38-23 and 18-8 in the Colonial Athletic Association, advancing to the NCAA Charlottesville Regional. During the 2013 season, Seahawk pitchers posted a staff ERA of 3.95. Three UNCW hurlers earned all-conference honors, including CAA Pitcher of the Year Mat Batts. His recruiting efforts at UNCW helped set the stage for the Seahawks to make back-to-back regional appearances in 2015 and 2016. Following his one season in Wilmington, Woodard spent three seasons as the pitching coach at Virginia Tech before returning to UNC in 2016. He was promoted during his second year with the Hokies, rising to the top assistant position as well as being named recruiting coordinator. While in Blacksburg, Woodard mentored MLB Draft selections Brad Markey, Sean Keselica, Aaron McGarity and Packy Naughton. In the summer of 2016, Woodard was selected to be the roving pitching coordinator for the USA Baseball 18U National Team. While in that role, Woodard was responsible for evaluating each pitcher that participated in the Tournament of the Stars event and assisting in the selection of the pitching staff to participate in the National Team trials. The 18U National Team went on to win the gold medal at the Pan American Championships in Mexico. Woodard was also part of the USA Baseball 18U National Team Development Program in Chicago, Illinois.

After working with USA Baseball in 2016, Woodard was hired as the pitching coach of his alma mater. Woodard's return to Chapel Hill was a successful one as the Tar Heels finished 49-14 and won the ACC Coastal Division title outright. The team also established a new school record with 23 conference wins, and in doing so, won all 10 of their ACC regular season conference series. J.B. Bukauskas was named ACC Pitcher of the Year and was joined as a first-team All-American by redshirt freshman closer Josh Hiatt. Hiatt and fellow freshman Gianluca Dalatri were both consensus freshman All-Americans. Bukauskas, who went 9-1 with a 2.53 ERA and 116 strikeouts in 92.2 innings as a junior, was selected No. 15 overall by the Houston Astros in the 2017 MLB Draft. Following the 2017 season, while still recruiting for the Tar Heels, Woodard was a pitching coach for one of the four USA Baseball 18U teams assembled at the Tournament of Stars to compete for the opportunity to make the USA Baseball 18U National Team in the fall of 2017. Woodard and the Tar Heel pitching staff had another successful campaign during the 2018 season as they helped lead Carolina back to the College World Series with a 44-20 overall record. Winning its second consecutive ACC Coastal Championship and earning the No. 6 overall national seed, Carolina set a program record with 10 players selected in the 2018 MLB Draft, with six of those players being pitchers. In Woodard's final season as the Tar Heels pitching coach, the team finished with a 46-19 overall record (17-13 ACC). At the backend of the year, the Tar Heels rolled through the ACC Championship going 4-0 on the week to win the title, 9-1 over Georgia Tech. Upon doing so, the Tar Heels hosted the NCAA Tournament in Chapel Hill, both in the Regionals and Super Regionals. The 2019 MLB Draft saw five Tar Heel pitchers names called.

As a player, Woodard attended UNC after a standout prep career at Myers Park High School in Charlotte. He was part of a #1 nationally ranked recruiting class that featured future first round selections Andrew Miller, and Daniel Bard. Over four seasons in Chapel Hill, Woodard helped transform the UNC program into one of the most successful in all of college baseball. From 2004 to 2007, the Tar Heels won 195 games and advanced to back-to-back College World Series Finals in 2006 and 2007. Woodard was drafted in the 46th round of the 2006 MLB Draft by St. Louis but opted to return to school after his junior year. That decision paid off as Woodard went 11-2 as a senior and improved his stock by 26 rounds, going in the 20th round to San Diego. He finished 34-5 in his college career with a perfect 22-0 home record at Boshamer Stadium. He also left Carolina ranking among the top 10 in Atlantic Coast Conference history in victories and innings pitched. For his college career, he finished as the UNC all-time winningest pitcher in program history, while also posting a career record of 34-5 over four seasons as a Tar Heel. Woodard was a three-time All-ACC performer and the 2006-07 recipient of the Patterson Medal, Carolina's highest athletic honor. He spent parts of three seasons in the Padres organization, rising to AAA Portland on two occasions and pitching with the MLB club in exhibition games in San Diego and Anaheim before retiring from professional baseball in 2010, to begin his coaching career.

WOODARD'S RANKS IN CHARLOTTE HISTORY (ENTERING 2025)

WINNING PERCENTAGE

1ST

.562

WINS PER SEASON

2ND

29.0

ALL-AMERICANS COACHED

2ND

3

WINS

3RD

145

GAMES COACHED

3RD

258



TOBY BICKNELL

#10 ASSOCIATE HEAD COACH • RECRUITING COORDINATOR SIXTH SEASON • WINGATE '02

Coach Toby Bicknell, Driveline Hitting Certified, enters his sixth season with the 49ers in 2025. Known for a tireless work ethic and passion for the game, Bicknell brings a wealth of experience with over 20 years of coaching that began in the Charlotte region.

Bicknell is the lead recruiter for the 49ers baseball teams and has been one of the best recruiters in the country, bringing in the No. 21-ranked transfer class of 2023 according to D1Baseball. That included the 39th-ranked JUCO transfer of 2023 in Brandon Stahlman and the No. 51-ranked Impact Transfer in Donye Evans. Ahead of the 2025 season, Bicknell was able to get the No. 29th-ranked JUCO pitcher, Andrew Kribbs, and the 21st-ranked JUCO bat, Cody Gunderson, to commit to the 9 Across The Chest.

Bicknell has guided the 49ers to a pair of Conference USA Championships and NCAA Regional appearances, including making an appearance in the Clemson Regional Final in 2023 - just the second regional final appearance in program history. Charlotte has taken down multiple top-10 teams with Bicknell on the staff, including wins over No. 3 Clemson in 2023 to eliminate the Tigers from their home regional, No. 4 South Carolina in Uptown and then again against USC in Columbia when the Gamecocks were ranked No. 9, No. 7 Coastal Carolina on the road, and No. 9 East Carolina at ECU in Charlotte's first season in the American Athletic Conference in 2024. He helped lead CLT to its first NCAA Regional appearance

in 10 years with an at-large berth in 2021 after a season-ending RPI ranking of 34th - the highest finish in program history.

He is also responsible for Charlotte's defensive positioning and has led some of the best defenses in program history. In the past four seasons, Charlotte's fielding percentage has ranked first (2023), fourth (2022), fifth (2021), and seventh (2024) and the team has committed the fourth (2023), fifth (2022), sixth (2021), and seventh (2024) fewest errors in a single season under his tutelage. Other benchmarks set in Bicknell's time in the Queen City include the second-most home runs in a single season (103 in 2023), the most strikeouts in a single season (619 in 2023), the best K/9 in program history (10.45 in 2024) and the most games played in one year in program history (64 in 2023).

Before the 2023 and 2024 seasons, Bicknell was named one of the 'Top 75 Assistant Coaches Athletic Directors Should Know when Looking for a Head Coach' by D1Baseball, showing how much respect he has throughout the collegiate baseball ranks.

Beginning in August 2016, Bicknell was the Texas Scouting Director for Prep Baseball Report, spearheading grass-roots state-wide scouting efforts. In a very short time, PBR Texas became the most trusted resource for amateur baseball scouting in the state. Before moving to Texas, Bicknell spent the 2016 season at the University of Kentucky as the recruiting coordinator for Head Coach Gary Henderson. Before Kentucky, Bicknell spent five seasons at The United States Air Force Academy. Three of Air Force's recruiting classes were ranked in the Top-100, coming in at No. 70 in 2013, No. 45 in 2015, and No. 56 in 2016. Prior to the Air Force Academy, Bicknell spent two seasons at Davidson where the 2009 team improved in eight offensive categories including home runs (30 to 66), doubles (89 to 122), runs (272 to 313), RBI (252 to 283), total bases (647 to 827), slugging (.375 to .468), on-base percentage and stolen bases (45 to 56). Davidson had five starters that batted over .300, three with double-digit home runs and four starters with double-digit doubles. Prior to Davidson, Bicknell was the volunteer assistant coach at Clemson, where he worked primarily with infielders and hitters along with coordinating summer camps. The Tigers compiled a 70-51-1 record during those two seasons and advanced to the NCAA Super Regional in 2007. Prior to Clemson, Bicknell spent two years as an assistant coach at UNC-Pembroke. The Braves posted a record of 63-47 in those two years, received a national ranking as high as seventh and posted back-to-back 30-win seasons for the first time in program history, while tying the school record for wins at 32. The 2006 team posted school records in seven offensive categories while having six of its starters hit .315 or better.

Bicknell has a combined 22 years of coaching, scouting, and recruiting experience from just about every level of baseball. He spent seven years coaching high school and travel baseball in the Charlotte area before moving to the collegiate level in the fall of 2004. In 2002, Bicknell started at third base for Wingate University. He earned a BA from Wingate in 2002, and an MA from UNC-Pembroke in 2006. Bicknell, a Charlotte native, graduated from Charlotte Christian School in 1997 where he lettered in both Football and Baseball.



PHILLIP CEBUHAR

#16 ASSISTANT COACH • HITTING COORDINATOR FOURTH SEASON • ARKANSAS-FORT SMITH '19

Phillip Cebuhar is in his fourth season at Charlotte in 2025 as the team's hitting coach. Cebuhar came to the Queen City after spending three seasons as a graduate assistant with the top-ranked Arkansas Razorbacks, where he assisted with offensive and hitting operations, worked with advanced scouting and data/analytics, field duties, and other day-to-day operations.

Cebuhar's approach to hitting has helped the Niners improve their power totals across the board, hitting 65 home runs in the 2024 season for the eighth-most in a single campaign in program history. Those home runs included a go-ahead grand slam by Carson Bayne in the ninth inning at No. 9 East Carolina to beat the Pirates and three consecutive solo home runs in the bottom of the ninth to walk-off Memphis - two of Charlotte's four wins in 2024 when trailing in the seventh inning or later. Cebuhar's tutelage helped catcher Kaden Hopson sign with the Los Angeles Angels as a free agent after the draft, making it five batters to reach the professional ranks since he arrived in the Queen City.

Cebuhar built on a successful first season in the Queen City in 2022 and improved the team's power numbers even more in 2023. The team hit 103 home runs in 2023, the second-most in a single season and just the second time the Niners have crossed the century mark. CLT drew the second-most walks in a single season after the record-setting year his first season with the team and took the seventh-most total bases and 10th-most RBIs. The season culminated in the first-ever Conference USA Tournament Championship and a berth in the NCAA Regionals, where CLT knocked out host and No. 4 National Seed Clemson.

Cam Fisher had one of the best individual seasons in program history in 2023 under Cebuhar, setting a record with 30 home runs on the season and leading the country in the category heading into Regionals. He also tied the program record for most walks in a season and ended with the second-highest slugging percentage, third-most total bases, fifth-highest on base percentage, and eighth-most RBIs. In two years hitting under Cebuhar, Fisher tied the program record for career home runs and has the second-highest career slugging percentage and fourth-best OBP in CLT baseball history.

In his first season with the Niners, Cebuhar helped Charlotte have one of its best offensive seasons in program history. The Green and White set a record for the most walks in program history with 371, which was the most in the country heading into Regionals. The 49ers had multiple offensive categories rank in the top-five for a single season in 2022, including 489 runs (third-most), 99 home runs (then second-most), 455 RBIs (third-most), .469 SLG% (fourth-highest), 66 HBP (third-most), .415 OBP (fourth-highest), and a +181 run differential (tied for third-best). Charlotte also hit 10 grand slams this season, which is believed to be a program record.

CLT also set the program record for most home runs in a game with eight at Marshall and scored a total of 50 runs in the three-game series with the Thundering Herd - setting a program record for most runs scored in a three-game series and Conference USA series. Charlotte hit a program-record 10 doubles earlier in the season in one game against Western Illinois and matched the program benchmark by drawing 17 bases on balls in a single game against UTSA. In the Conference Tournament, the Niners set a C-USA record for the largest margin of victory in a tournament game with a 22-0 victory over Middle Tennessee.



TYLER SIMMONS

#42 DIRECTOR OF PLAYER DEVELOPMENT • CATCHING COORDINATOR • DIRECTOR OF ON-CAMPUS RECRUITING
NINTH SEASON • WINGATE '16

Tyler Simmons is in his ninth season with the 49ers in 2025. Working primarily with Charlotte's catchers, Simmons has helped produce one of the most prolific defensive catchers the team has ever had in Kaden Hopson. Hopson calls all the pitches during the game and helped CLT set program records in 2023 for the best fielding percentage (.979), most putouts (1,678), and fewest passed balls (2). Hopson recorded the most putouts any single player has had in one season with 592 in 2023 and posted a .9968 fielding percentage for the seventh-best individual FLD% in a single season in program history. Under Simmons' guidance in his three years at Charlotte, Hopson leaves with the second-best career fielding percentage (.995), fourth-most putouts (1,405), and the fifth-most runners caught stealing (23). Simmons' tutelage paid off after the 2024 season when Hopson signed a free-agent deal with the Los Angeles Angels, joining Harris Yett and Aaron McKeithan as catchers to join the professional ranks after working with Simmons at Charlotte.

In 2020, Simmons assisted in bringing modern technology to the Niners with the additions of P3 out of St. Louis, Rapsodo and Blast Motion. Simmons was a featured speaker at the 2020 ABCA Convention demonstrating how the 49ers use Rapsodo and Blast Motion hitting in today's tech world. The 49ers used those new forms of technology, including the implementation of high speed cameras, to improve in all facets both on and off the field. Simmons also became Driveline Hitting Certified in 2020.

From 2017-2019, Simmons served as the Volunteer Assistant and Catching Coordinator with the 49ers. In 2018, catcher Harris Yett was named a semifinalist for the prestigious Johnny Bench award for the nation's top catchers and again in 2019. Yett went on to be drafted by the Baltimore Orioles in the 32nd round of the 2019 MLB Draft. Along with Yett, Simmons has helped six Niners go onto to play at the next level.

Simmons has a plethora of responsibility with the team assisting in the implementation of technology into the program and work closely with the team's data and analytics staff. In addition to overseeing the team's development, Simmons also oversees the day-to-day operations of the program, equipment, travel and nutrition.

Simmons spent his playing career at Wingate University from 2011-2016. Simmons helped lead the Bulldogs to one South Atlantic Conference regular season championship and NCAA Regional berth in 2014 and a SAC tournament championship in 2015. During his time at Wingate, Simmons started behind the plate, DH and at first base.

Simmons received his Bachelor of Science from Wingate in the fall 2015 and went on to receive his Masters of Art in Sport Management in the summer of 2017. Simmons, a Charlotte native, graduated from Charlotte Christian High School in 2011 where he met his wife Celeste. Together they have one son, John Tyler (JT), born November 2021.



ERIC McKIBBAN

DIRECTOR OF BASEBALL PERFORMANCE
FIFTH SEASON • EVANSVILLE '16

Eric McKibban is in his fourth season in Charlotte after joining the 49ers as the Director of Baseball Performance in February 2021. McKibban previously served as the Director of Strength & Conditioning at Premier Pitching. He began working with Premier Pitching in the winter of 2018 as an intern while finishing his degree at UCF and was promoted to a full-time role after graduation in May of 2019.

Working with both the baseball and softball programs at Charlotte, in 2023 the Niners were one of just 13 schools to have both their baseball and softball programs reach the Regional Finals in their respective sports and were the only non-Autonomy Five school to accomplish the feat. In four seasons working with Charlotte's baseball program, 11 players have been drafted and a total of 16 have joined a major league organization.

McKibban is certified through the National Strength and Conditioning Association as a Certified Strength & Conditioning Specialist (CSCS) and the National Sports Performance Association as a Certified Speed & Agility Coach (CSAC).

A native of Indianapolis, Indiana, McKibban played baseball at the University of Evansville from 2012-2016. He received his bachelor's degree in Exercise Science from the University of Evansville and went on to receive his master's degree in Kinesiology from the University of Central Florida from 2017-2019.



CAMERON HANSEN

#30 PITCHING COORDINATOR • BASEBALL PERFORMANCE ASSISTANT
NINTH SEASON • WINGATE '16

Cameron Hansen joined the Charlotte baseball coaching staff in the fall of 2024 after spending the last three seasons as a pitcher for the Niners.

Beginning as a Graduate Assistant, Hansen was elevated to the team's Pitching Coordinator and Baseball Performance Assistant ahead of the 2025 season. Hansen will be in charge of the day-to-day routines of the 49ers' pitching staff while also assisting Director of Baseball Performance, Eric McKibban, in all aspects of the team's strength and performance training.

He made 50 appearances with 28 starts for the Green and White and won seven games while striking out 145 batters in 148.2 innings of work. A two-time College Sports Communicators Academic All-District Team selection, Hansen nearly had the second no-hitter in program history in 2023 when he took one into the ninth inning against UAB before ultimately giving up the first hit of the game with one out in the ninth.

Hansen received an undergraduate degree in Exercise Science from Charlotte and is pursuing a master's degree in Kinesiology.



THE AMERICAN ATHLETIC CONFERENCE



AMERICAN ATHLETIC CONFERENCE STANDINGS

| SCHOOL | AAC | PCT. | OVERALL | PCT. | HOME | AWAY | NEUTRAL | STREAK |
|------------------|-----|------|-------------|-------------|-------------|------------|------------|-----------|
| Florida Atlantic | --- | --- | 17-4 | .810 | 15-2 | 2-2 | 0-0 | L1 |
| UTSA | --- | --- | 17-6 | .739 | 13-1 | 4-5 | 0-0 | W1 |
| Tulane | --- | --- | 15-6 | .714 | 11-4 | 4-2 | 0-0 | L1 |
| UAB | --- | --- | 14-7 | .667 | 8-2 | 1-3 | 5-2 | L2 |
| South Florida | --- | --- | 11-8 | .579 | 8-7 | 3-1 | 0-0 | W4 |
| East Carolina | --- | --- | 12-9 | .571 | 9-5 | 2-2 | 1-2 | L1 |
| Memphis | --- | --- | 11-9 | .550 | 9-5 | 2-4 | 0-0 | L1 |
| CHARLOTTE | --- | --- | 10-9 | .526 | 8-3 | 2-6 | 0-0 | W1 |
| Wichita State | --- | --- | 7-13 | .350 | 5-4 | 2-8 | 0-1 | L1 |
| Rice | --- | --- | 3-17 | .150 | 3-10 | 0-1 | 0-6 | L1 |

PRESEASON POLL RESULTS

| Rk. | SCHOOL (FIRST-PLACE VOTES) | POINTS |
|-----------|----------------------------|-----------|
| 1. | East Carolina (8)..... | 80 |
| 2. | Wichita State (2)..... | 72 |
| 3. | Tulane..... | 63 |
| 4. | UTSA..... | 55 |
| 5. | CHARLOTTE..... | 50 |
| 6. | Florida Atlantic..... | 36 |
| 7. | South Florida..... | 31 |
| 8. | UAB..... | 27 |
| 9. | Memphis..... | 21 |
| 10. | Rice..... | 15 |

AMERICAN PLAYERS OF THE WEEK

| | | |
|----------|-----------------|-----------------------------------|
| Feb. 17 | Hitter..... | Jake Millan, FAU |
| | Pitcher..... | Colin Daniel, UAB |
| Feb. 24 | Hitter..... | Logan Braunschweig, UAB |
| | Pitcher..... | JOSEPH TAYLOR, CHARLOTTE |
| March 3 | Hitter..... | Mason Lytle, UTSA |
| | Pitcher..... | Colin Daniel, UAB |
| March 10 | Hitter..... | Drew Detlefsen, UTSA |
| | Co-Pitcher..... | BLAKE GILLESPIE, CHARLOTTE |
| | Co-Pitcher..... | Ethan Norby, ECU |
| March 17 | Hitter..... | John Schroeder, FAU |
| | Pitcher..... | Ethan Norby, ECU |
| March 24 | Hitter..... | |
| | Pitcher..... | |
| March 31 | Hitter..... | |
| | Pitcher..... | |
| April 7 | Hitter..... | |
| | Pitcher..... | |
| April 14 | Hitter..... | |
| | Pitcher..... | |
| April 21 | Hitter..... | |
| | Pitcher..... | |
| April 28 | Hitter..... | |
| | Pitcher..... | |
| May 5 | Hitter..... | |
| | Pitcher..... | |
| May 12 | Hitter..... | |
| | Pitcher..... | |
| May 18 | Hitter..... | |
| | Pitcher..... | |

AROUND THE HORN IN THE AMERICAN

CHARLOTTE

App State (W)
UTSA (Fri./Sat./Sun.), Campbell (Tue.)

EAST CAROLINA

at UNCW (L)
Memphis (Fri./Sat./Sun.), at Duke (Tue.)

FLORIDA ATLANTIC

Miami (L)
Rice (Fri./Sat./Sun.), at FGCU (Tue.)

MEMPHIS

at Lipscomb (L)
at East Carolina (Fri./Sat./Sun.), at Ole Miss (Tue.)

RICE

Incarnate Word (L)
at Florida Atlantic (Fri./Sat./Sun.), at Lamar (Tue.), Texas Southern (Wed.)

SOUTH FLORIDA

FGCU (W), at FGCU (W)
at UAB (Fri./Sat./Sun.), No Midweek

TULANE

Lamar (L)
Wichita State (Fri./Sat./Sun.), at New Orleans (Tue.)

UAB

#25 Troy (L)
South Florida (Fri./Sat./Sun.), Jacksonville State (Tue.)

UTSA

at #5 Texas (W)
at Charlotte (Fri./Sat./Sun.), Texas State (Tue.)

WICHITA STATE

No Midweek
at Tulane (Fri./Sat./Sun.), at Oklahoma State (Tue.)

AMERICAN ATHLETIC CONFERENCE PRESEASON ALL-CONFERENCE TEAM

| | | |
|-----------|----------------------|------------------|
| P | Colin Daniel* | UAB |
| P | David Hickson | Rice |
| P | Luc Fladda | Tulane |
| RP | Ethan Norby | East Carolina |
| RP | Jacob Moore | Tulane |
| C | Mauricio Millan* | Wichita State |
| 1B | Josh Livingston | Wichita State |
| 2B | Jordan Rogers | Wichita State |
| 3B | Gavin Schulz | Tulane |
| OF | CARSON BAYNE* | CHARLOTTE |
| OF | Ryley Johnson | East Carolina |
| OF | Mason Lytle* | UTSA |
| OF | Jackson Linn | Tulane |
| DH | Rafael Betancourt | South Florida |

* Unanimous selection

AMERICAN PRESEASON PLAYER OF THE YEAR

| | | |
|----|-------------|------|
| OF | Mason Lytle | UTSA |
|----|-------------|------|

AMERICAN PRESEASON PITCHER OF THE YEAR

| | |
|--------------|-----|
| Colin Daniel | UAB |
|--------------|-----|



THE AMERICAN ATHLETIC CONFERENCE IN THE POLLS

(BASEBALL AMERICA / D1 BASEBALL / NCBWA / PERFECT GAME / USA TODAY)

| | CLT | ECU | FAU | MEM | RICE | USF | TUL | UAB | UTSA | WSU |
|--------------------|-------------|-------------|-------------|-------------|-------------|-------------|--------------|-------------|-------------|-------------|
| Preseason | -/-/-/- | -/-/RV/-/RV | -/-/-/- | -/-/-/- | -/-/-/- | -/-/-/- | -/-/-/- | -/-/-/- | -/-/-/- | -/-/-/- |
| Week 1 (Feb. 17) | -/-/-/-/INP | -/-/-/-/INP | -/-/-/-/INP | -/-/-/-/INP | -/-/-/-/INP | -/-/-/-/INP | -/-/RV/-/INP | -/-/-/-/INP | -/-/-/-/INP | -/-/-/-/INP |
| Week 2 (Feb. 24) | -/-/-/- | -/-/-/- | -/-/RV/-/RV | -/-/-/- | -/-/-/- | -/-/-/- | -/-/RV/-/RV | -/-/RV/- | -/-/-/- | -/-/-/- |
| Week 3 (March 3) | -/-/-/- | -/-/-/- | -/-/RV/-/RV | -/-/-/- | -/-/-/- | -/-/-/- | -/-/RV/- | -/-/-/- | -/-/-/- | -/-/-/- |
| Week 4 (March 10) | -/-/-/- | -/-/-/- | -/-/RV/-/RV | -/-/-/- | -/-/-/- | -/-/-/- | -/-/-/- | -/-/RV/- | -/-/-/- | -/-/-/- |
| Week 5 (March 17) | -/-/-/- | -/-/-/- | -/-/-/RV | -/-/-/- | -/-/-/- | -/-/-/- | -/-/-/- | -/-/-/- | -/-/-/- | -/-/-/- |
| Week 6 (March 24) | | | | | | | | | | |
| Week 7 (March 31) | | | | | | | | | | |
| Week 8 (April 7) | | | | | | | | | | |
| Week 9 (April 14) | | | | | | | | | | |
| Week 10 (April 21) | | | | | | | | | | |
| Week 11 (April 28) | | | | | | | | | | |
| Week 12 (May 5) | | | | | | | | | | |
| Week 13 (May 12) | | | | | | | | | | |
| Week 14 (May 19) | | | | | | | | | | |
| Week 15 (May 26) | | | | | | | | | | |

SITUATIONAL RECORDS



| | OVERALL | AMERICAN |
|-------------------------------------|---------|----------|
| Overall | 10-9 | --- |
| Home | 8-3 | --- |
| Road | 2-6 | --- |
| Neutral | --- | --- |
| vs. Ranked Opp. | 0-3 | --- |
| Day Games | 6-6 | --- |
| Night Games | 4-3 | --- |
| vs Lefty Starter | 3-6 | --- |
| vs Righty Starter | 7-3 | --- |
| Scoring first | 6-5 | --- |
| Opponent scores first | 4-4 | --- |
| Scoring in 1st Inning | 2-3 | --- |
| Opponent Scores in 1st Inning | 1-2 | --- |
| Scoring 0-2 runs | 0-2 | --- |
| Scoring 3-5 runs | 4-5 | --- |
| Scoring 6-9 runs | 4-1 | --- |
| Scoring 10-plus runs | 2-1 | --- |
| Opponent scores 0-2 runs | 7-0 | --- |
| Opponent scores 3-5 runs | 1-4 | --- |
| Opponent scores 6-9 runs | 2-3 | --- |
| Opponent scores 10-plus runs | 0-2 | --- |
| One run games | 2-4 | --- |
| Two run games | 1-2 | --- |
| Three-five run games | 3-1 | --- |
| Six-plus run games | 2-1 | --- |
| Double-Digit Hits | 4-2 | --- |
| Out-Hit Opponent | 7-4 | --- |
| Opponent Double-Digit Hits | 3-4 | --- |
| Out-Hit By Opponent | 3-5 | --- |
| Hits Are Tied | --- | --- |
| Zero Home Runs | 1-4 | --- |
| One Home Run | 7-3 | --- |
| Multiple Home Runs | 2-2 | --- |
| Opponent Zero Home Runs | 7-2 | --- |
| Opponent One Home Run | 3-4 | --- |
| Opponent Multiple Home Runs | 0-3 | --- |
| Zero Errors | 6-5 | --- |
| One Error | 3-4 | --- |
| Multiple Errors | 1-0 | --- |
| Opponent Zero Errors | 4-5 | --- |
| Opponent One Error | 2-4 | --- |
| Opponent Multiple Errors | 4-0 | --- |
| Starter Goes Six | 4-0 | --- |
| Starter Goes Seven | 1-0 | --- |
| Starter Goes Eight | 1-0 | --- |
| Complete Games | 1-0 | --- |
| Quality Starts | 4-0 | --- |
| Opp. Starter Goes Six | 2-2 | --- |
| Opp. Starter Goes Seven | 0-1 | --- |
| Opp. Starter Goes Eight | 0-1 | --- |
| Opp. Complete Games | --- | --- |
| Opp. Quality Starts | 2-2 | --- |
| CLT Throws Double-Digit Strikeouts | 7-4 | --- |
| CLT Issues Eight Walks | --- | --- |
| CLT Issues Nine Walks | --- | --- |
| CLT Issues 10-Plus Walks | --- | --- |
| Opp. Throws Double-Digit Strikeouts | 3-7 | --- |
| Opponent Issues Eight Walks | 2-1 | --- |
| Opponent Issues Nine Walks | 1-1 | --- |
| Opponent Issues 10-Plus Walks | 1-0 | --- |

| | OVERALL | AMERICAN |
|---------------------------------|---------|----------|
| Leading After Six | 8-2 | --- |
| Leading After Seven | 8-2 | --- |
| Leading After Eight | 7-1 | --- |
| Trailing After Six | 2-7 | --- |
| Trailing After Seven | 0-7 | --- |
| Trailing After Eight | 0-8 | --- |
| Tied After Six | --- | --- |
| Tied After Seven | 2-0 | --- |
| Tied After Eight | 2-0 | --- |
| In Extra Innings | 1-0 | --- |
| In Doubleheaders | 2-2 | --- |
| In Game One of DH | 2-0 | --- |
| In Game Two of DH | 0-2 | --- |
| On Mondays | --- | --- |
| On Tuesdays | 3-1 | --- |
| On Wednesdays | 1-0 | --- |
| On Thursdays | --- | --- |
| On Fridays | 3-3 | --- |
| On Saturdays | 2-3 | --- |
| On Sundays | 1-2 | --- |
| In February | 4-4 | --- |
| In March | 6-5 | --- |
| In April | --- | --- |
| In May | --- | --- |
| In June | --- | --- |
| On Grass/Dirt | 1-3 | --- |
| On Turf | 1-3 | --- |
| On Turf Infield/Grass Outfield | 8-3 | --- |
| In First-Base Dugout | 9-4 | --- |
| In Third-Base Dugout | 1-5 | --- |
| vs. RPI 1-25 | 0-3 | --- |
| vs. RPI 26-50 | 1-2 | --- |
| vs. RPI 51-100 | 1-2 | --- |
| vs. RPI 101-150 | 2-1 | --- |
| vs. RPI 151-200 | 4-1 | --- |
| vs. RPI 201-250 | 1-0 | --- |
| vs. RPI 250+ | 1-0 | --- |
| 2024 Regional Teams | 5-5 | --- |
| 2024 Super Regional Teams | --- | --- |
| vs. ACC | --- | --- |
| vs. A-10 | 1-0 | --- |
| vs. Big South | 1-0 | --- |
| vs. CAA | 2-3 | --- |
| vs. Conference USA | --- | --- |
| vs. SEC | 0-3 | --- |
| vs. SoCon | 1-0 | --- |
| vs. Sun Belt | 5-3 | --- |
| Games Broadcast on ESPN+ | 8-3 | --- |
| Games Broadcast on SEC Network+ | 0-3 | --- |
| Games Broadcast on FloCollege | 1-2 | --- |
| Radio Broadcast Only | 1-1 | --- |

GAME HIGHS AND THE LAST TIME...



INDIVIDUAL HIGHS, Most Recent in Case of Tie

BATTING

| | |
|---|------------------------------|
| AB - Gunderson, Bryce, Poteet, & Furcht..... | 6 vs. Old Dominion (Feb. 21) |
| R - Noah Furcht..... | 4 vs. Davidson (March 12) |
| H - Chandler Riley..... | 3 vs. App State (March 18) |
| RBI - Logan Poteet..... | 4 vs. Longwood (Feb. 25) |
| 2B - Juan Rivera..... | 2 at UNCW, G1 (March 15) |
| 3B - Noah Furcht..... | 1 vs. Davidson (March 12) |
| HR - Cody Gunderson & Carson Bayne..... | 1 vs. App State (March 18) |
| BB - Noah Furcht..... | 3 vs. Davidson (March 12) |
| SB - Thad Ector..... | 2 vs. Davidson (March 12) |

PITCHING

| | |
|----------------------------------|---------------------------------|
| IP - Blake Gillespie..... | 9.0 vs. James Madison (March 7) |
| H - Blake Gillespie..... | 9 at UNCW (March 14) |
| R - Blake Gillespie..... | 6 at UNCW (March 14) |
| ER - Blake Gillespie..... | 6 at UNCW (March 14) |
| BB - Blake Gillespie..... | 4 vs. Old Dominion (Feb. 22) |
| SO - Blake Gillespie..... | 11 vs. James Madison (March 7) |

FIELDING

| | |
|---------------------------------|------------------------------|
| PO - Cody Gunderson..... | 16 vs. Davidson (March 12) |
| A - Connor Maryniak..... | 6 vs. Old Dominion (Feb. 21) |

TEAM HIGHS

| | |
|-------------------------------------|---------------------------------------|
| AT BATS: | 43 vs. Old Dominion (Feb. 21) |
| RUNS SCORED: | 12 vs. Davidson (March 12) |
| HITS: | 15 at #4 Arkansas (Feb. 28) |
| RBIs: | 10, 2x, last at #4 Arkansas (Feb. 28) |
| DOUBLES: | 5 at #4 Arkansas (Feb. 28) |
| TRIPLES: | 1, 5x, last vs. Davidson (March 12) |
| HOME RUNS: | 3 vs. Old Dominion (Feb. 21) |
| RUNNERS LEFT ON BASE: | 13 vs. Longwood (Feb. 25) |
| BASES ON BALLS: | 12 vs. Longwood (Feb. 25) |
| STRIKEOUTS (BATTING): | 15, 2x, last at #4 Arkansas (March 1) |
| STOLEN BASES: | 3 vs. Davidson (March 12) |
| HIT BY PITCH: | 4 vs. Old Dominion (Feb. 23) |
| STRIKEOUTS (PITCHING): | 18 vs. Davidson (March 12) |
| WILD PITCHES: | 3 at App State (March 11) |
| DOUBLE PLAYS TURNED: | 4 vs. James Madison (March 9) |
| ASSISTS: | 14 vs. Old Dominion (Feb. 21) |
| ERRORS: | 2 vs. James Madison (March 9) |

THE LAST TIME... A CHARLOTTE TEAM

| | |
|------------------------------------|--|
| Beat a ranked opponent..... | April 14, 2024; 8-7 at #9 East Carolina |
| Won on a walk-off..... | March 9, 2025; 3-2 vs. James Madison |
| Lost on a walk-off..... | March 2, 2025; 4-3 at #4 Arkansas |
| Won in extra innings..... | Feb. 21, 2025; 10-9 vs. Old Dominion (11) |
| Lost in extra innings..... | May 17, 2024; 10-8 vs. Tulane (10) |
| Weekend series sweep..... | March 7-9, 2025 vs. James Madison (5-0, 8-5, 3-2) |
| Was swept in a weekend series..... | Feb. 28-March 2, 2025 at #4 Arkansas (10-11, 5-8, 3-4) |
| Scored 20 runs in a game..... | March 15, 2024 vs. UNCW (21-10) |
| Allowed 20 runs in a game..... | March 21, 2015 at FIU (1-23, 7 Inn.) |
| Had 15 hits in a game..... | Feb. 28, 2025 at #4 Arkansas (15) |
| Had 20 hits in a game..... | March 18, 2023 at Louisiana Tech (22) |
| Allowed 15 hits in a game..... | Feb. 21, 2025 vs. Old Dominion (15) |
| Allowed 20 hits in a game..... | Feb. 14, 2020 vs. VCU (20) |

THREW 10 STRIKEOUTS IN A GAME..... MARCH 14, 2025 AT UNCW (12)

Threw 15+ strikeouts in a game..... March 12, 2025 vs. Davidson (18, 7 Inn.)

STRUCK OUT 10 TIMES IN A GAME..... MARCH 18, 2025 VS. APP STATE (11)

Struck out 15+ times in a game..... March 1, 2025 at #4 Arkansas (15)

Took 10 bases on balls in a game..... Feb. 25, 2025 vs. Longwood (12)

Took 15+ bases on balls in a game..... Feb. 28, 2023 vs. UNC Asheville (15)

Issued 10+ walks in a game..... May 17, 2024 vs. Tulane (11)

Hit five HR in a game..... April 20, 2024 vs. Memphis, G1 (5)

Overcame a one-run deficit to win..... Feb. 21, 2025 vs. Old Dominion
(Trailed 9-8 in seventh, won 10-9 in 11 Inn.)

OVERCAME A TWO-RUN DEFICIT TO WIN..... MARCH 15, 2025 AT UNCW, G1 (TRAILED 2-0 IN SEVENTH, WON 5-2)

Overcame a three-run deficit to win..... April 19, 2024 vs. Memphis
(Trailed 3-0 in second, won 6-4)

Overcame a four-run deficit to win..... Feb. 25, 2024 vs. West Virginia
(Trailed 5-1 in eighth, won 6-5)

Overcame a five+ run deficit to win..... Feb. 21, 2025 vs. Old Dominion
(Trailed 7-1 in fourth, won 10-9 in 11 Inn.)

BLEW A ONE-RUN LEAD..... MARCH 15, 2025 AT UNCW, G2 (LED 1-0 IN SECOND, 2-1 IN THIRD, 4-3 IN FIFTH, LOST 6-4)

Blew a two-run lead..... March 1, 2025 at #4 Arkansas
(Led 2-0 in second, lost 8-5)

Blew a three-run lead..... March 11, 2025 at App State
(Led 4-1 in eighth, lost 5-4)

BLEW A FOUR-RUN LEAD..... MARCH 14, 2025 AT UNCW (LED 4-0 IN FIFTH, LOST 11-4)

Blew a five+ run lead..... Feb. 28, 2025 at #4 Arkansas
(Led 9-1 in fourth, lost 11-10)

Shutout an opponent..... March 12, 2025 vs. Davidson (12-0, 7 Inn.)

Had back-to-back shutouts..... April 2-4, 2023 (5-0 at UAB, 10-0 vs. Radford, 7 Inn.)

Was shutout in a game..... April 12, 2024 at #9 East Carolina (11-0, 7 Inn.)

Turned three double plays in a game..... March 9, 2025 vs. James Madison (4)

Stole five bases in a game..... March 12, 2024 vs. Winthrop (10)

A CHARLOTTE PLAYER

Had eight at-bats in a game..... *May 14 (Finished on 5-15), 2022; Austin Knight at FAU*

Had four hits in a game..... May 7, 2024; S. Taylor & B. Stahlman vs. #2 Clemson, Trusti Field

Had five+ hits in a game..... May 21, 2024; Carson Bayne vs. UTSA, AAC Championships (5)

Walked four+ times in a game..... March 24, 2024; Thad Ector at Florida Atlantic (4)

Had five+ RBIs in a game..... May 16, 2024; Shane Taylor vs. Tulane, G1 (5)

Hit multiple HR in a game..... May 24, 2024; Kaden Hopson vs. FAU, AAC Championships (2)

Hit a grand slam..... Feb. 25, 2025; Logan Poteet vs. Longwood

Hit an inside-the-park home run..... March 16, 2013; Nick Daddio vs. Siena

Scored five runs in a game..... March 15, 2024; Thad Ector vs. UNCW

Stole three bases in a game..... March 16, 2018; Drew Ober vs. FIU

Hit for the cycle..... April 11, 2009; Ryan Rivers vs. George Washington, G1

Single in the 2nd, Triple in the 5th, Double in the 7th, Home Run in the 7th

Golden Sombra..... March 1, 2025; Thad Ector at #5 Arkansas

Threw 10 strikeouts in a game..... March 7, 2025; Blake Gillespie vs. James Madison (11)

Threw a complete game..... March 7, 2025; Blake Gillespie vs. James Madison
(9.0 IP, 0 R, 0 ER, 0 H, 11 K, 1 BB)

Threw a complete game shutout..... March 7, 2025; Blake Gillespie vs. James Madison
(9.0 IP, 0 R, 0 ER, 0 H, 11 K, 1 BB)

Threw a no-hitter..... March 7, 2025; Blake Gillespie vs. James Madison
(9.0 IP, 0 R, 0 ER, 0 H, 11 K, 1 BB)

BOLD - HAPPENED LAST WEEK

STREAKS AND SUCH



HITTING STREAKS (Min. 3 Games)

| PLAYER | GAMES | DATES |
|-----------------|-------|-----------|
| Cody Gunderson | 12 | 2/23- |
| Chandler Riley | 5 | 3/12- |
| Noah Furcht | 5 | 3/12- |
| Carson Bayne | 5 | 3/12- |
| Juan Rivera | 4 | 3/14- |
| Logan Poteet | 4 | 3/14- |
| Thad Ector | 6 | 3/7-3/14 |
| Dawson Bryce | 5 | 2/23-3/2 |
| Chandler Riley | 4 | 2/23-3/1 |
| Noah Furcht | 4 | 2/28-3/7 |
| Dawson Bryce | 3 | 2/14-2/18 |
| Juan Rivera | 3 | 2/14-2/18 |
| Connor Maryniak | 3 | 2/14-2/21 |
| Carson Bayne | 3 | 3/7-3/9 |
| Chandler Riley | 3 | 3/7-3/9 |

REACHED BASE STREAKS (Min. 3 Games)

| PLAYER | GAMES | DATES |
|-----------------|-------|-----------|
| Cody Gunderson | 17 | 2/14- |
| Logan Poteet | 16 | 2/21- |
| Thad Ector | 9 | 3/7- |
| Juan Rivera | 7 | 3/7- |
| Chandler Riley | 5 | 3/12- |
| Noah Furcht | 5 | 3/12- |
| Carson Bayne | 5 | 3/12- |
| Dawson Bryce | 5 | 3/12- |
| Dawson Bryce | 9 | 2/22-3/9 |
| Carson Bayne | 8 | 2/23-3/9 |
| Juan Rivera | 6 | 2/14-2/23 |
| Noah Furcht | 6 | 2/28-3/9 |
| Caleb Estes | 6 | 3/7-3/14 |
| Noah Furcht | 4 | 2/18-2/23 |
| Chandler Riley | 4 | 2/23-3/1 |
| Connor Maryniak | 4 | 2/23-3/1 |
| Dawson Bryce | 3 | 2/14-2/18 |
| Connor Maryniak | 3 | 2/14-2/21 |
| Chandler Riley | 3 | 3/7-3/9 |
| Connor Maryniak | 3 | 3/11-3/14 |

MULTIPLE-HIT GAMES

| PLAYER | TOTAL | 5-HIT+ | 4-HIT | 3-HIT | 2-HIT |
|-----------------|-------|--------|-------|-------|-------|
| Dawson Bryce | 8 | - | - | 1 | 7 |
| Cody Gunderson | 7 | - | - | 1 | 6 |
| Chandler Riley | 6 | - | - | 1 | 5 |
| Logan Poteet | 6 | - | - | 1 | 5 |
| Noah Furcht | 5 | - | - | 2 | 3 |
| Thad Ector | 4 | - | - | 2 | 2 |
| Carson Bayne | 2 | - | - | - | 2 |
| Caleb Estes | 2 | - | - | - | 2 |
| Connor Maryniak | 2 | - | - | - | 2 |
| Juan Rivera | 1 | - | - | - | 1 |

LAST
MARCH 15 AT UNCW, G2 (2)
MARCH 18 vs. APP STATE (2)
MARCH 18 vs. APP STATE (3)
MARCH 18 vs. APP STATE (2)
MARCH 15 AT UNCW, G2 (2)
 March 12 vs. Davidson (2)
 Feb. 28 at #4 Arkansas (2)
 March 7 vs. James Madison (2)
 March 8 vs. James Madison (2)
MARCH 15 AT UNCW, G1 (2)

BOLD - HAPPENED LAST WEEK

MULTIPLE-RBI GAMES

| PLAYER | TOTAL | 5-RBI+ | 4-RBI | 3-RBI | 2-RBI |
|----------------|-------|--------|-------|-------|-------|
| Carson Bayne | 7 | - | - | 3 | 4 |
| Noah Furcht | 3 | - | - | - | 3 |
| Cody Gunderson | 3 | - | - | - | 3 |
| Logan Poteet | 2 | - | 1 | 1 | - |
| Thad Ector | 1 | - | 1 | - | - |
| Chandler Riley | 1 | - | - | - | 1 |
| Dawson Bryce | 1 | - | - | - | 1 |
| Caleb Estes | 1 | - | - | - | 1 |

LAST
MARCH 14 AT UNCW (3)
 March 1 at #4 Arkansas (2)
MARCH 18 vs. APP STATE (2)
 Feb. 25 vs. Longwood (4)
 March 12 vs. Davidson (4)
 Feb. 14 vs. Northeastern, G1 (2)
 Feb. 28 at #4 Arkansas (4)
 March 7 vs. James Madison (2)

BOLD - HAPPENED LAST WEEK

STARTERS SUMMARY

| POSITION | | | | | | | | | | | | | | BATTING ORDER | | | | | | | | |
|----------|-----------------|----|---|----|----|----|----|----|----|----|----|----|---|---------------|-----|-----|-----|-----|-----|-----|-----|-----|
| NO. | PLAYER | GS | P | C | 1B | 2B | 3B | SS | LF | CF | RF | DH | | 1ST | 2ND | 3RD | 4TH | 5TH | 6TH | 7TH | 8TH | 9TH |
| 14 | Chandler Riley | 19 | - | - | - | 19 | - | - | - | - | - | - | - | 12 | 3 | - | - | - | - | - | 4 | - |
| 18 | Dawson Bryce | 19 | - | - | - | - | 19 | - | - | - | - | - | - | - | 7 | 1 | 3 | 5 | 1 | 1 | 1 | - |
| 9 | Logan Poteet | 19 | - | 17 | 2 | - | - | - | - | - | - | - | - | - | - | 9 | 2 | 3 | 2 | 2 | - | - |
| 11 | Connor Maryniak | 19 | - | - | - | - | - | 19 | - | - | - | - | - | - | 3 | - | - | 3 | 1 | 3 | 5 | 5 |
| 1 | Carson Bayne | 19 | - | - | - | - | - | - | - | 19 | - | - | - | - | - | - | - | 3 | 6 | 10 | - | - |
| 8 | Noah Furcht | 18 | - | - | - | - | - | - | - | - | 17 | 1 | - | - | 2 | 2 | 3 | 4 | 5 | 1 | 1 | - |
| 22 | Cody Gunderson | 17 | - | 2 | 15 | - | - | - | - | - | - | - | - | - | - | 5 | 11 | - | - | - | - | - |
| 26 | Juan Rivera | 12 | - | - | - | - | - | - | 12 | - | - | 1 | - | 7 | - | - | - | - | 1 | - | 2 | 2 |
| 13 | Caleb Estes | 12 | - | - | 2 | - | - | - | 5 | - | - | 5 | - | - | - | - | - | - | 1 | - | 5 | 6 |
| 2 | Thad Ector | 11 | - | - | - | - | - | - | - | - | - | 11 | - | - | 4 | 1 | - | 1 | 3 | 1 | - | 1 |
| 6 | Johnny Sutryk | 3 | - | - | - | - | - | - | 1 | - | 2 | - | - | - | - | - | - | - | - | - | - | 3 |
| 19 | Blake Martin | 2 | - | - | - | - | - | - | 2 | - | - | - | - | - | - | - | - | - | - | - | - | 2 |
| 3 | Dante DeFranco | 1 | - | - | - | - | - | - | - | - | - | 1 | - | - | - | - | - | - | - | - | 1 | - |
| 32 | Blake Gillespie | 5 | 5 | - | - | - | - | - | - | - | - | - | - | - | - | - | - | - | - | - | - | - |
| 35 | Andrew Kribbs | 5 | 5 | - | - | - | - | - | - | - | - | - | - | - | - | - | - | - | - | - | - | - |
| 40 | Mike Szturma | 4 | 4 | - | - | - | - | - | - | - | - | - | - | - | - | - | - | - | - | - | - | - |
| 45 | Sebastian Perez | 3 | 3 | - | - | - | - | - | - | - | - | - | - | - | - | - | - | - | - | - | - | - |
| 17 | Wesley Jones | 1 | 1 | - | - | - | - | - | - | - | - | - | - | - | - | - | - | - | - | - | - | - |
| 38 | Trip DeVale | 1 | 1 | - | - | - | - | - | - | - | - | - | - | - | - | - | - | - | - | - | - | - |

SCORE BY INNING

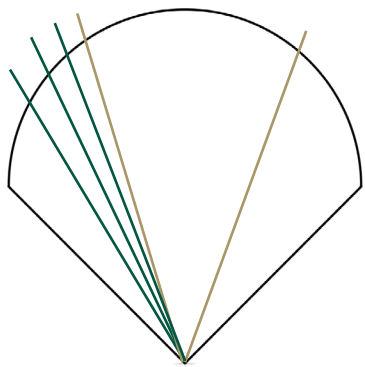
| | 1 | 2 | 3 | 4 | 5 | 6 | 7 | 8 | 9 | 10 | 11 | 12 | 13 | 14 | 15 | TOTAL |
|-----------|----|----|----|----|----|----|----|---|---|----|----|----|----|----|----|-------|
| CHARLOTTE | 16 | 20 | 8 | 12 | 17 | 6 | 11 | 7 | 5 | 0 | 1 | 0 | 0 | 0 | 0 | 103 |
| OPPONENTS | 5 | 9 | 11 | 10 | 7 | 12 | 9 | 5 | 8 | 0 | 0 | 0 | 0 | 0 | 0 | 76 |

| DAY | DATE | OPPONENT | PLAYER [#] | R/L | INNING | RUNNERS ON | COUNT | OUTS | LOCATION | SCORE |
|------|----------|------------------|----------------------------|-----|--------|---------------|-------|------|-------------------|-------|
| Fri. | Feb. 14 | Northeastern, G1 | <i>Carson Bayne (1)</i> | RHP | 8th | 1st, 3rd | 2-2 | 2 | Left Field | 6-1 |
| Tue. | Feb. 18 | at Wofford | <i>Noah Furcht (1)</i> | LHP | 5th | 1st | 0-2 | 0 | Left-Field Line | 2-2 |
| Fri. | Feb. 21 | Old Dominion | Noah Furcht (2) | LHP | 2nd | None | 0-1 | 2 | Left Field | 1-6 |
| Fri. | Feb. 21 | Old Dominion | Carson Bayne (2) | LHP | 4th | 2nd, 3rd | 0-2 | 2 | Left Field | 4-7 |
| Fri. | Feb. 21 | Old Dominion | <i>Logan Poteet (1)</i> | RHP | 5th | 1st, 2nd | 2-0 | 2 | Left Field | 8-7 |
| Tue. | Feb. 25 | Longwood | LOGAN POTEET (2) | LHP | 2th | 1st, 2nd, 3rd | 0-2 | 2 | Left Field | 7-0 |
| Fri. | Feb. 28 | at #4 Arkansas | NOAH FURCHT (3) | RHP | 1st | 3rd | 1-2 | 2 | Left Field | 3-0 |
| Fri. | Feb. 28 | at #4 Arkansas | <i>Cody Gunderson (1)*</i> | LHP | 6th | None | 1-0 | 0 | Left Field | 10-11 |
| Sat. | March 1 | at #4 Arkansas | Carson Bayne (3) | RHP | 6th | 1st | 3-2 | 1 | Right Field | 4-3 |
| Sun. | March 2 | at #4 Arkansas | Cody Gunderson (2)* | LHP | 7th | None | 3-2 | 0 | Left Field | 1-2 |
| Fri. | March 7 | James Madison | <i>Connor Maryniak (1)</i> | RHP | 6th | None | 0-1 | 2 | Right Field | 3-0 |
| Sat. | March 8 | James Madison | Thad Ector (1)* | LHP | 4th | None | 0-2 | 0 | Center Field | 3-0 |
| Sun. | March 9 | James Madison | CHANDLER RILEY (1)! | LHP | 9th | None | 1-2 | 1 | Right Field | 3-2 |
| Tue. | March 11 | at App State | Cody Gunderson (3)* | RHP | 8th | None | 2-2 | 0 | Center Field | 4-1 |
| Wed. | March 12 | Davidson | THAD ECTOR (2) | LHP | 3rd | 1st | 1-0 | 0 | Left Field | 10-0 |
| Fri. | March 14 | at UNCW | Carson Bayne (4) | RHP | 4th | 1st, 2nd | 0-0 | 1 | Left-Center Field | 3-0 |
| Fri. | March 14 | at UNCW | CONNOR MARYNIAK (2) | RHP | 4th | None | 1-2 | 2 | Center Field | 4-0 |
| Tue. | March 18 | App State | CODY GUNDERSON (4) | RHP | 1st | 2nd | 2-0 | 1 | Left-Field Line | 2-0 |
| Tue. | March 18 | App State | CARSON BAYNE (5)* | RHP | 3rd | None | 0-0 | 0 | Left Field | 7-1 |


BOLD - Last HR

| INNING | | DAY OF THE WEEK | | RHP/LHP | | COUNT | | OUTS | | LOCATION | |
|--------|-----------|-----------------|--|-----------------------|--|---------------|--|-----------------|--|-----------------------|--|
| 1st: 2 | 6th: 3 | Monday: N/A | | RHP: 10 | | 0-0: 2 2-0: 2 | | None: 7 | | Left-Field Line: 2 | |
| 2nd: 2 | 7th: 1 | Tuesday: 5 | | LHP: 9 | | 0-1: 2 2-1: 0 | | One: 4 | | Left Field: 10 | |
| 3rd: 2 | 8th: 2 | Wednesday: 1 | | SPECIAL SITUATIONS | | 0-2: 4 2-2: 2 | | Two: 8 | | Left-Center Field: 1 | |
| 4th: 4 | 9th: 1 | Thursday: N/A | | | | 1-0: 2 3-0: 0 | | RUNNERS ON | | Center Field: 3 | |
| 5th: 2 | Extras: 0 | Friday: 9 | | | | 1-1: 0 3-1: 0 | | | | | |
| | | Saturday: 2 | | 1-2: 3 Full: 2 | | None: 9 | | | | Right-Center Field: 0 | |
| | | Sunday: 2 | | Pinch-Hit HR: 0 | | | | One: 5 | | Right Field: 3 | |
| | | | | Walk-Off HR: 1 | | | | Two: 4 | | Right-Field Line: 0 | |
| | | | | Back-to-Back HR: 0 | | | | Bases Loaded: 1 | | | |

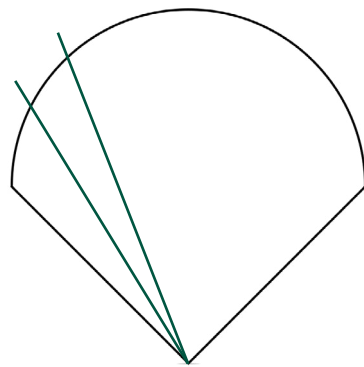
HOME RUN SPRAY CHART




CARSON BAYNE



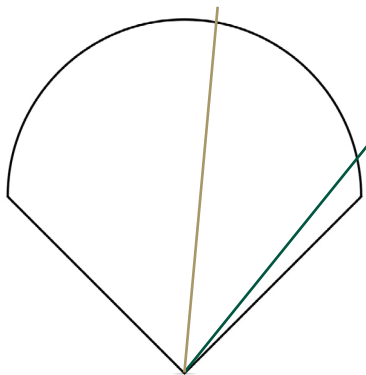
NOAH FURCHT



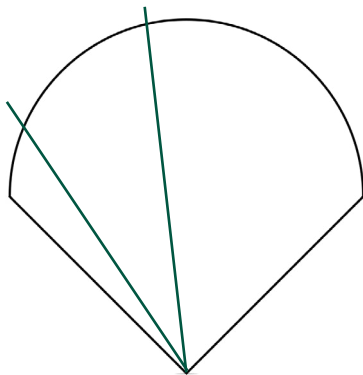
LOGAN POTEET



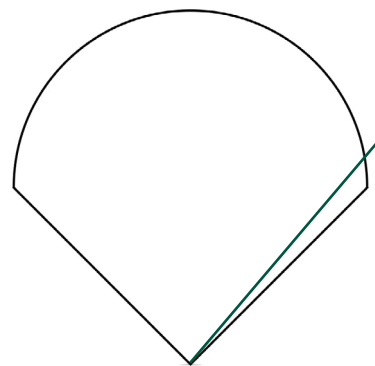
CODY GUNDERSON



CONNOR MARYNIAK



THAD ECTOR



CHANDLER RILEY

 - AT HOME  - ON ROAD

| DAY | DATE | OPPONENT | SCORE | CAP | REC. | JERSEY | REC. | PANTS | REC. | COMBO RECORD |
|------|----------|--------------------|-----------------|------------------|------------|-----------------|------------|-----------------|------------|--------------|
| Fri. | Feb. 14 | Northeastern (G1) | W, 6-1 | All Green | 1-0 | Green 9ATC | 1-0 | All Green | 1-0 | 1-0 |
| | | Northeastern (G2) | L, 1-3 | All Green | 1-1 | Green 9ATC | 1-1 | All Green | 1-1 | 1-1 |
| Sun. | Feb. 16 | Northeastern | CANCELED | | | | | | | |
| Tue. | Feb. 18 | at Wofford | W, 4-2 | All Green | 2-1 | Gray CLT | 1-0 | All Gray | 1-0 | 1-0 |
| Fri. | Feb. 21 | Old Dominion | W, 10-9 (11) | All Green | 3-1 | Green 9ATC | 2-1 | All Green | 2-1 | 2-1 |
| Sat. | Feb. 22 | Old Dominion | L, 2-4 | All Green | 3-2 | White Pinstripe | 0-1 | White Pinstripe | 0-1 | 0-1 |
| Sun. | Feb. 23 | Old Dominion | L, 6-7 | All Green | 3-3 | Cream C | 0-1 | All Cream | 0-1 | 0-1 |
| Tue. | Feb. 25 | Longwood | W, 8-1 | Green/Gold Bill | 1-0 | Green All-In C | 1-0 | All White | 1-0 | 1-0 |
| Fri. | Feb. 28 | at #4 Arkansas | L, 10-11 | All Green | 3-4 | Green All-In C | 1-1 | All Cream | 0-2 | 0-1 |
| Sat. | March 1 | at #4 Arkansas | L, 5-8 | All Green | 3-5 | Gray CLT | 1-1 | All Gray | 1-1 | 1-1 |
| Sun. | March 2 | at #4 Arkansas | L, 3-4 | All Green | 3-6 | Green 9ATC | 2-2 | All Green | 2-2 | 2-2 |
| Fri. | March 7 | James Madison | W, 5-0 | All Green | 4-6 | White Pinstripe | 1-1 | White Pinstripe | 1-1 | 1-1 |
| Sat. | March 8 | James Madison | W, 8-5 | All Green | 5-6 | Green 9ATC | 3-2 | All Green | 3-2 | 3-2 |
| Sun. | March 9 | James Madison | W, 3-2 | All Green | 6-6 | Cream C | 1-1 | All Cream | 1-2 | 1-1 |
| Tue. | March 11 | at App State | L, 4-5 | All Green | 6-7 | Green 9ATC | 3-3 | All Green | 3-3 | 3-3 |
| Wed. | March 12 | Davidson | W, 12-0 (7) | White/Green Bill | 1-0 | White All-In C | 1-0 | All White | 2-0 | 1-0 |
| Fri. | March 14 | at UNCW | L, 4-11 | All Green | 6-8 | Green All-In C | 1-2 | All Cream | 1-3 | 0-2 |
| Sat. | March 15 | at UNCW (G1) | W, 5-2 | All Green | 7-8 | Gray CLT | 2-1 | All Gray | 2-1 | 2-1 |
| | | at UNCW (G2) | L, 4-6 | All Green | 7-9 | Gray CLT | 2-2 | All Gray | 2-2 | 2-2 |
| Tue. | March 18 | App State | W, 7-6 | White/Green Bill | 2-0 | White All-In C | 2-0 | All White | 3-0 | 2-0 |
| Fri. | March 21 | UTSA * | | | | | | | | |
| Sat. | March 22 | UTSA * | | | | | | | | |
| Sun. | March 23 | UTSA * | | | | | | | | |
| Tue. | March 25 | Campbell | | | | | | | | |
| Fri. | March 28 | at Memphis * | | | | | | | | |
| Sat. | March 29 | at Memphis * | | | | | | | | |
| Sun. | March 30 | at Memphis * | | | | | | | | |
| Tue. | April 1 | Liberty | | | | | | | | |
| Wed. | April 2 | USC Upstate | | | | | | | | |
| Fri. | April 4 | Wichita State * | | | | | | | | |
| Sat. | April 5 | Wichita State * | | | | | | | | |
| Sun. | April 6 | Wichita State * | | | | | | | | |
| Tue. | April 8 | vs. Gardner-Webb + | | | | | | | | |
| Fri. | April 11 | East Carolina * & | | | | | | | | |
| Sat. | April 12 | East Carolina * | | | | | | | | |
| Sun. | April 13 | East Carolina * | | | | | | | | |
| Tue. | April 15 | at North Carolina | | | | | | | | |
| Thu. | April 17 | at South Florida * | | | | | | | | |
| Fri. | April 18 | at South Florida * | | | | | | | | |
| Sat. | April 19 | at South Florida * | | | | | | | | |
| Tue. | April 22 | Kennesaw State | | | | | | | | |
| Fri. | April 25 | Florida Atlantic * | | | | | | | | |
| Sat. | April 26 | Florida Atlantic * | | | | | | | | |
| Sun. | April 27 | Florida Atlantic * | | | | | | | | |
| Tue. | April 29 | at Campbell | | | | | | | | |
| Fri. | May 2 | at Rice * | | | | | | | | |
| Sat. | May 3 | at Rice * | | | | | | | | |
| Sun. | May 4 | at Rice * | | | | | | | | |
| Tue. | May 6 | High Point | | | | | | | | |
| Fri. | May 9 | UAB * | | | | | | | | |
| Sat. | May 10 | UAB * | | | | | | | | |
| Sun. | May 11 | UAB * | | | | | | | | |
| Tue. | May 13 | UNC Asheville | | | | | | | | |
| Thu. | May 15 | at Tulane * | | | | | | | | |
| Fri. | May 16 | at Tulane * | | | | | | | | |
| Sat. | May 17 | at Tulane * | | | | | | | | |

* American Athletic Conference Game

+ Played at Atrium Health Ballpark (Kannapolis, N.C.)

& Played at Truist Field (Uptown Charlotte, N.C.)

| DATE | OPPONENT | W/L | SCORE | INNS. | OVERALL | AMERICAN | CLT PITCHER OF RECORD | ATTEND. | TIME |
|----------|--------------------|----------|-------|-------|---------|----------|-----------------------|---------|------|
| Feb. 14 | Northeastern (G1) | W | 6-1 | 9 | 1-0 | --- | Mike Szturma (1-0) | --- | 2:24 |
| | Northeastern (G2) | L | 1-3 | 9 | 1-1 | --- | Blake Gillespie (0-1) | 708 | 2:43 |
| Feb. 16 | Northeastern | CANCELED | | | | | | | |
| Feb. 18 | at Wofford | W | 4-2 | 9 | 2-1 | --- | AJ Camp (1-0) | 113 | 3:10 |
| Feb. 21 | Old Dominion | W | 10-9 | 11 | 3-1 | --- | Joseph Taylor (1-0) | 606 | 4:18 |
| Feb. 22 | Old Dominion | L | 2-4 | 9 | 3-2 | --- | Blake Gillespie (0-2) | 783 | 2:54 |
| Feb. 23 | Old Dominion | L | 6-7 | 9 | 3-3 | --- | Connor Maryniak (0-1) | 705 | 3:36 |
| Feb. 25 | Longwood | W | 8-1 | 9 | 4-3 | --- | Ed Wagner (1-0) | 625 | 2:57 |
| Feb. 28 | at #4 Arkansas | L | 10-11 | 9 | 4-4 | --- | Joel Sarver (0-1) | 9,563 | 3:08 |
| March 1 | at #4 Arkansas | L | 5-8 | 9 | 4-5 | --- | Joseph Taylor (1-1) | 10,938 | 2:53 |
| March 2 | at #4 Arkansas | L | 3-4 | 9 | 4-6 | --- | Adam Stanton (0-1) | 9,199 | 3:04 |
| March 7 | James Madison | W | 5-0 | 9 | 5-6 | --- | Blake Gillespie (1-2) | 564 | 2:31 |
| March 8 | James Madison | W | 8-5 | 9 | 6-6 | --- | Andrew Kribbs (1-0) | 887 | 3:03 |
| March 9 | James Madison | W | 3-2 | 9 | 7-6 | --- | Joseph Taylor (2-1) | 604 | 2:49 |
| March 11 | at App State | L | 4-5 | 9 | 7-7 | --- | Trey Baker (0-1) | 362 | 2:58 |
| March 12 | Davidson | W | 12-0 | 7 | 8-7 | --- | Trip DeVale (1-0) | 681 | 2:38 |
| March 14 | at UNCW | L | 4-11 | 9 | 8-8 | --- | Blake Gillespie (1-3) | 1,382 | 3:10 |
| March 15 | at UNCW (G1) | W | 5-2 | 9 | 9-8 | --- | Wesley Jones (1-0) | --- | 3:02 |
| | at UNCW (G2) | L | 4-6 | 9 | 9-9 | --- | Ed Wagner (1-1) | 1,753 | 3:08 |
| March 18 | App State | W | 7-6 | 9 | 10-9 | --- | Tanner Kaler (1-0) | 1,030 | 3:26 |
| March 21 | UTSA * | | | | | | | | |
| March 22 | UTSA * | | | | | | | | |
| March 23 | UTSA * | | | | | | | | |
| March 25 | Campbell | | | | | | | | |
| March 28 | at Memphis * | | | | | | | | |
| March 29 | at Memphis * | | | | | | | | |
| March 30 | at Memphis * | | | | | | | | |
| April 1 | Liberty | | | | | | | | |
| April 2 | USC Upstate | | | | | | | | |
| April 4 | Wichita State * | | | | | | | | |
| April 5 | Wichita State * | | | | | | | | |
| April 6 | Wichita State * | | | | | | | | |
| April 8 | vs. Gardner-Webb + | | | | | | | | |
| April 11 | East Carolina * & | | | | | | | | |
| April 12 | East Carolina * | | | | | | | | |
| April 13 | East Carolina * | | | | | | | | |
| April 15 | at North Carolina | | | | | | | | |
| April 17 | at South Florida * | | | | | | | | |
| April 18 | at South Florida * | | | | | | | | |
| April 19 | at South Florida * | | | | | | | | |
| April 22 | Kennesaw State | | | | | | | | |
| April 25 | Florida Atlantic * | | | | | | | | |
| April 26 | Florida Atlantic * | | | | | | | | |
| April 27 | Florida Atlantic * | | | | | | | | |
| April 29 | at Campbell | | | | | | | | |
| May 2 | at Rice * | | | | | | | | |
| May 3 | at Rice * | | | | | | | | |
| May 4 | at Rice * | | | | | | | | |
| May 6 | High Point | | | | | | | | |
| May 9 | UAB * | | | | | | | | |
| May 10 | UAB * | | | | | | | | |
| May 11 | UAB * | | | | | | | | |
| May 13 | UNC Asheville | | | | | | | | |
| May 15 | at Tulane * | | | | | | | | |
| May 16 | at Tulane * | | | | | | | | |
| May 17 | at Tulane * | | | | | | | | |

* American Athletic Conference Game

+ Played at Atrium Health Ballpark (Kannapolis, N.C.)

& Played at Truist Field (Uptown Charlotte, N.C.)



STARTING LINEUP BY POSITION



| DATE | OPPONENT | P | C | 1B | 2B | 3B | SS | LF | CF | RF | DH | SCORE |
|----------|--------------------|-----------------|-----------|-----------|-------|-------|----------|--------|-------|--------|----------|--------------|
| Feb. 14 | Northeastern (G1) | Szturma | Poteet | Gunderson | Riley | Bryce | Maryniak | Rivera | Bayne | Sutryk | Furcht | W, 6-1 |
| | Northeastern (G2) | Gillespie | Poteet | Gunderson | Riley | Bryce | Maryniak | Rivera | Bayne | Sutyk | DeFranco | L, 1-3 |
| Feb. 16 | Northeastern | CANCELED | | | | | | | | | | |
| Feb. 18 | at Wofford | Kribbs | Poteet | Gunderson | Riley | Bryce | Maryniak | Rivera | Bayne | Furcht | Estes | W, 4-2 |
| Feb. 21 | Old Dominion | Szturma | Poteet | Gunderson | Riley | Bryce | Maryniak | Rivera | Bayne | Furcht | Estes | W, 10-9 (11) |
| Feb. 22 | Old Dominion | Gillespie | Poteet | Gunderson | Riley | Bryce | Maryniak | Rivera | Bayne | Furcht | Estes | L, 2-4 |
| Feb. 23 | Old Dominion | Kribbs | Poteet | Gunderson | Riley | Bryce | Maryniak | Rivera | Bayne | Furcht | Estes | L, 6-7 |
| Feb. 25 | Longwood | Perez | Poteet | Gunderson | Riley | Bryce | Maryniak | Martin | Bayne | Furcht | Estes | W, 8-1 |
| Feb. 28 | at #4 Arkansas | Szturma | Poteet | Gunderson | Riley | Bryce | Maryniak | Martin | Bayne | Furcht | Ector | L, 10-11 |
| March 1 | at #4 Arkansas | Gillespie | Poteet | Gunderson | Riley | Bryce | Maryniak | Sutryk | Bayne | Furcht | Ector | L, 5-8 |
| March 2 | at #4 Arkansas | Kribbs | Poteet | Gunderson | Riley | Bryce | Maryniak | Estes | Bayne | Furcht | Rivera | L, 3-4 |
| March 7 | James Madison | Gillespie | Poteet | Estes | Riley | Bryce | Maryniak | Rivera | Bayne | Furcht | Ector | W, 5-0 |
| March 8 | James Madison | Kribbs | Poteet | Estes | Riley | Bryce | Maryniak | Rivera | Bayne | Furcht | Ector | W, 8-5 |
| March 9 | James Madison | Perez | Poteet | Gunderson | Riley | Bryce | Maryniak | Estes | Bayne | Furcht | Ector | W, 3-2 |
| March 11 | at App State | Jones | Poteet | Gunderson | Riley | Bryce | Maryniak | Estes | Bayne | Furcht | Ector | L, 4-5 |
| March 12 | Davidson | DoVale | Gunderson | Poteet | Riley | Bryce | Maryniak | Estes | Bayne | Furcht | Ector | W, 12-0 (7) |
| March 14 | at UNCW | Gillespie | Poteet | Gunderson | Riley | Bryce | Maryniak | Estes | Bayne | Furcht | Ector | L, 4-11 |
| March 15 | at UNCW (G1) | Kribbs | Poteet | Gunderson | Riley | Bryce | Maryniak | Rivera | Bayne | Furcht | Ector | W, 5-2 |
| | at UNCW (G2) | Perez | Gunderson | Poteet | Riley | Bryce | Maryniak | Rivera | Bayne | Furcht | Ector | L, 4-6 |
| March 18 | App State | Szturma | Poteet | Gunderson | Riley | Bryce | Maryniak | Rivera | Bayne | Furcht | Ector | W, 7-6 |
| March 21 | UTSA * | | | | | | | | | | | |
| March 22 | UTSA * | | | | | | | | | | | |
| March 23 | UTSA * | | | | | | | | | | | |
| March 25 | Campbell | | | | | | | | | | | |
| March 28 | at Memphis * | | | | | | | | | | | |
| March 29 | at Memphis * | | | | | | | | | | | |
| March 30 | at Memphis * | | | | | | | | | | | |
| April 1 | Liberty | | | | | | | | | | | |
| April 2 | USC Upstate | | | | | | | | | | | |
| April 4 | Wichita State * | | | | | | | | | | | |
| April 5 | Wichita State * | | | | | | | | | | | |
| April 6 | Wichita State * | | | | | | | | | | | |
| April 8 | vs. Gardner-Webb + | | | | | | | | | | | |
| April 11 | East Carolina * & | | | | | | | | | | | |
| April 12 | East Carolina * | | | | | | | | | | | |
| April 13 | East Carolina * | | | | | | | | | | | |
| April 15 | at North Carolina | | | | | | | | | | | |
| April 17 | at South Florida * | | | | | | | | | | | |
| April 18 | at South Florida * | | | | | | | | | | | |
| April 19 | at South Florida * | | | | | | | | | | | |
| April 22 | Kennesaw State | | | | | | | | | | | |
| April 25 | Florida Atlantic * | | | | | | | | | | | |
| April 26 | Florida Atlantic * | | | | | | | | | | | |
| April 27 | Florida Atlantic * | | | | | | | | | | | |
| April 29 | at Campbell | | | | | | | | | | | |
| May 2 | at Rice * | | | | | | | | | | | |
| May 3 | at Rice * | | | | | | | | | | | |
| May 4 | at Rice * | | | | | | | | | | | |
| May 6 | High Point | | | | | | | | | | | |
| May 9 | UAB * | | | | | | | | | | | |
| May 10 | UAB * | | | | | | | | | | | |
| May 11 | UAB * | | | | | | | | | | | |
| May 13 | UNC Asheville | | | | | | | | | | | |
| May 15 | at Tulane * | | | | | | | | | | | |
| May 16 | at Tulane * | | | | | | | | | | | |
| May 17 | at Tulane * | | | | | | | | | | | |

* American Athletic Conference Game

+ Played at Atrium Health Ballpark (Kannapolis, N.C.)

& Played at Truist Field (Uptown Charlotte, N.C.)



STARTING LINEUP BY BATTING ORDER



| DATE | OPPONENT | 1ST | 2ND | 3RD | 4TH | 5TH | 6TH | 7TH | 8TH | 9TH | SCORE |
|----------|--------------------|-----------------|----------|-----------|-----------|----------|----------|----------|----------|----------|--------------|
| Feb. 14 | Northeastern (G1) | Rivera | Riley | Poteet | Gunderson | Maryniak | Bayne | Furcht | Bryce | Sutryk | W, 6-1 |
| | Northeastern (G2) | Rivera | Riley | Poteet | Gunderson | Maryniak | Bayne | Bryce | DeFranco | Sutryk | L, 1-3 |
| Feb. 16 | Northeastern | CANCELED | | | | | | | | | |
| Feb. 18 | at Wofford | Rivera | Maryniak | Gunderson | Poteet | Bryce | Furcht | Bayne | Riley | Estes | W, 4-2 |
| Feb. 21 | Old Dominion | Rivera | Maryniak | Gunderson | Bryce | Poteet | Furcht | Bayne | Riley | Estes | W, 10-9 (11) |
| Feb. 22 | Old Dominion | Rivera | Maryniak | Gunderson | Bryce | Poteet | Furcht | Bayne | Riley | Estes | L, 2-4 |
| Feb. 23 | Old Dominion | Rivera | Furcht | Poteet | Gunderson | Bryce | Maryniak | Bayne | Riley | Estes | L, 6-7 |
| Feb. 25 | Longwood | Riley | Furcht | Gunderson | Bryce | Poteet | Bayne | Maryniak | Estes | Martin | W, 8-1 |
| Feb. 28 | at #4 Arkansas | Riley | Bryce | Poteet | Gunderson | Furcht | Ector | Bayne | Maryniak | Martin | L, 10-11 |
| March 1 | at #4 Arkansas | Riley | Bryce | Poteet | Gunderson | Furcht | Ector | Bayne | Maryniak | Sutryk | L, 5-8 |
| March 2 | at #4 Arkansas | Riley | Bryce | Poteet | Gunderson | Furcht | Bayne | Maryniak | Estes | Rivera | L, 3-4 |
| March 7 | James Madison | Riley | Bryce | Poteet | Furcht | Bayne | Rivera | Maryniak | Estes | Ector | W, 5-0 |
| March 8 | James Madison | Riley | Bryce | Poteet | Furcht | Bayne | Estes | Ector | Maryniak | Rivera | W, 8-5 |
| March 9 | James Madison | Riley | Bryce | Furcht | Gunderson | Ector | Bayne | Poteet | Maryniak | Estes | W, 3-2 |
| March 11 | at App State | Riley | Bryce | Gunderson | Furcht | Bayne | Ector | Poteet | Maryniak | Estes | L, 4-5 |
| March 12 | Davidson | Riley | Ector | Furcht | Gunderson | Bryce | Poteet | Bayne | Estes | Maryniak | W, 12-0 (7) |
| March 14 | at UNCW | Riley | Ector | Bryce | Gunderson | Furcht | Poteet | Bayne | Estes | Maryniak | L, 4-11 |
| March 15 | at UNCW (G1) | Riley | Ector | Poteet | Gunderson | Bryce | Furcht | Bayne | Rivera | Maryniak | W, 5-2 |
| | at UNCW (G2) | Rivera | Riley | Ector | Gunderson | Poteet | Bryce | Bayne | Furcht | Maryniak | L, 4-6 |
| March 18 | App State | Riley | Ector | Gunderson | Poteet | Bryce | Furcht | Bayne | Rivera | Maryniak | W, 7-6 |
| March 21 | UTSA * | | | | | | | | | | |
| March 22 | UTSA * | | | | | | | | | | |
| March 23 | UTSA * | | | | | | | | | | |
| March 25 | Campbell | | | | | | | | | | |
| March 28 | at Memphis * | | | | | | | | | | |
| March 29 | at Memphis * | | | | | | | | | | |
| March 30 | at Memphis * | | | | | | | | | | |
| April 1 | Liberty | | | | | | | | | | |
| April 2 | USC Upstate | | | | | | | | | | |
| April 4 | Wichita State * | | | | | | | | | | |
| April 5 | Wichita State * | | | | | | | | | | |
| April 6 | Wichita State * | | | | | | | | | | |
| April 8 | vs. Gardner-Webb + | | | | | | | | | | |
| April 11 | East Carolina * & | | | | | | | | | | |
| April 12 | East Carolina * | | | | | | | | | | |
| April 13 | East Carolina * | | | | | | | | | | |
| April 15 | at North Carolina | | | | | | | | | | |
| April 17 | at South Florida * | | | | | | | | | | |
| April 18 | at South Florida * | | | | | | | | | | |
| April 19 | at South Florida * | | | | | | | | | | |
| April 22 | Kennesaw State | | | | | | | | | | |
| April 25 | Florida Atlantic * | | | | | | | | | | |
| April 26 | Florida Atlantic * | | | | | | | | | | |
| April 27 | Florida Atlantic * | | | | | | | | | | |
| April 29 | at Campbell | | | | | | | | | | |
| May 2 | at Rice * | | | | | | | | | | |
| May 3 | at Rice * | | | | | | | | | | |
| May 4 | at Rice * | | | | | | | | | | |
| May 6 | High Point | | | | | | | | | | |
| May 9 | UAB * | | | | | | | | | | |
| May 10 | UAB * | | | | | | | | | | |
| May 11 | UAB * | | | | | | | | | | |
| May 13 | UNC Asheville | | | | | | | | | | |
| May 15 | at Tulane * | | | | | | | | | | |
| May 16 | at Tulane * | | | | | | | | | | |
| May 17 | at Tulane * | | | | | | | | | | |

* American Athletic Conference Game

+ Played at Atrium Health Ballpark (Kannapolis, N.C.)

& Played at Truist Field (Uptown Charlotte, N.C.)



GAME-BY-GAME BATTING STATISTICS



| DATE | OPPONENT | AB | R | H | RBI | 2B | 3B | HR | BB | IBB | SB | CS | HBP | SAC | SF | GDP | K | PO | A | E | LOB | AVG |
|----------|--------------------|-----------|-----------|-----------|-----------|----------|----------|----------|-----------|----------|----------|----------|----------|----------|----------|----------|-----------|-----------|-----------|----------|-----------|-------------|
| Feb. 14 | Northeastern (G1) | 30 | 6 | 7 | 6 | 1 | 1 | 1 | 3 | 0 | 0 | 0 | 1 | 0 | 0 | 1 | 8 | 27 | 8 | 0 | 4 | .233 |
| | Northeastern (G2) | 35 | 1 | 9 | 1 | 3 | 0 | 0 | 2 | 0 | 0 | 1 | 0 | 0 | 0 | 0 | 12 | 27 | 8 | 1 | 9 | .257 |
| Feb. 16 | Northeastern | CANCELED | | | | | | | | | | | | | | | | | | | | |
| Feb. 18 | at Wofford | 35 | 4 | 9 | 4 | 2 | 0 | 1 | 2 | 0 | 1 | 1 | 1 | 0 | 0 | 0 | 9 | 27 | 8 | 1 | 7 | .257 |
| Feb. 21 | Old Dominion | 43 | 10 | 12 | 10 | 1 | 0 | 3 | 7 | 0 | 0 | 1 | 2 | 1 | 0 | 1 | 13 | 33 | 14 | 0 | 8 | .279 |
| Feb. 22 | Old Dominion | 30 | 2 | 3 | 2 | 1 | 0 | 0 | 4 | 0 | 1 | 0 | 1 | 1 | 0 | 0 | 15 | 27 | 9 | 0 | 7 | .100 |
| Feb. 23 | Old Dominion | 31 | 6 | 5 | 6 | 1 | 0 | 0 | 9 | 0 | 1 | 1 | 4 | 0 | 0 | 0 | 11 | 27 | 9 | 0 | 11 | .161 |
| Feb. 25 | Longwood | 30 | 8 | 8 | 8 | 0 | 0 | 1 | 12 | 0 | 0 | 1 | 2 | 0 | 1 | 1 | 7 | 27 | 8 | 1 | 13 | .267 |
| Feb. 28 | at #4 Arkansas | 41 | 10 | 15 | 10 | 5 | 1 | 2 | 1 | 0 | 0 | 1 | 3 | 0 | 0 | 0 | 12 | 24 | 7 | 1 | 8 | .366 |
| March 1 | at #4 Arkansas | 34 | 5 | 8 | 5 | 3 | 0 | 1 | 4 | 0 | 0 | 0 | 1 | 0 | 0 | 0 | 15 | 24 | 12 | 1 | 7 | .235 |
| March 2 | at #4 Arkansas | 33 | 3 | 6 | 3 | 0 | 0 | 1 | 1 | 0 | 0 | 0 | 1 | 0 | 0 | 0 | 12 | 25 | 9 | 0 | 5 | .182 |
| March 7 | James Madison | 32 | 5 | 8 | 5 | 1 | 0 | 1 | 5 | 0 | 1 | 0 | 3 | 0 | 0 | 1 | 8 | 27 | 6 | 0 | 11 | .250 |
| March 8 | James Madison | 33 | 8 | 10 | 7 | 3 | 1 | 1 | 1 | 0 | 0 | 0 | 3 | 2 | 1 | 0 | 11 | 27 | 10 | 0 | 8 | .303 |
| March 9 | James Madison | 30 | 3 | 6 | 3 | 2 | 1 | 1 | 6 | 0 | 0 | 1 | 1 | 0 | 0 | 1 | 9 | 27 | 11 | 2 | 9 | .200 |
| March 11 | at App State | 34 | 4 | 8 | 4 | 2 | 0 | 1 | 2 | 0 | 0 | 0 | 0 | 2 | 0 | 1 | 8 | 24 | 2 | 0 | 7 | .235 |
| March 12 | Davidson | 27 | 12 | 10 | 9 | 1 | 1 | 1 | 8 | 0 | 3 | 0 | 3 | 0 | 1 | 0 | 9 | 21 | 2 | 0 | 9 | .370 |
| March 14 | at UNCW | 36 | 4 | 11 | 4 | 0 | 0 | 2 | 2 | 0 | 0 | 0 | 2 | 0 | 0 | 2 | 8 | 24 | 8 | 1 | 9 | .306 |
| March 15 | at UNCW (G1) | 33 | 5 | 9 | 5 | 3 | 0 | 0 | 7 | 1 | 1 | 0 | 1 | 1 | 0 | 2 | 8 | 27 | 6 | 0 | 10 | .273 |
| | at UNCW (G2) | 36 | 4 | 9 | 4 | 1 | 0 | 0 | 3 | 0 | 1 | 0 | 0 | 0 | 0 | 0 | 12 | 24 | 8 | 0 | 8 | .250 |
| March 18 | App State | 35 | 7 | 12 | 7 | 1 | 0 | 2 | 6 | 0 | 0 | 1 | 0 | 0 | 1 | 1 | 11 | 27 | 12 | 1 | 11 | .343 |
| March 21 | UTSA * | | | | | | | | | | | | | | | | | | | | | |
| March 22 | UTSA * | | | | | | | | | | | | | | | | | | | | | |
| March 23 | UTSA * | | | | | | | | | | | | | | | | | | | | | |
| March 25 | Campbell | | | | | | | | | | | | | | | | | | | | | |
| March 28 | at Memphis * | | | | | | | | | | | | | | | | | | | | | |
| March 29 | at Memphis * | | | | | | | | | | | | | | | | | | | | | |
| March 30 | at Memphis * | | | | | | | | | | | | | | | | | | | | | |
| April 1 | Liberty | | | | | | | | | | | | | | | | | | | | | |
| April 2 | USC Upstate | | | | | | | | | | | | | | | | | | | | | |
| April 4 | Wichita State * | | | | | | | | | | | | | | | | | | | | | |
| April 5 | Wichita State * | | | | | | | | | | | | | | | | | | | | | |
| April 6 | Wichita State * | | | | | | | | | | | | | | | | | | | | | |
| April 8 | vs. Gardner-Webb + | | | | | | | | | | | | | | | | | | | | | |
| April 11 | East Carolina * & | | | | | | | | | | | | | | | | | | | | | |
| April 12 | East Carolina * | | | | | | | | | | | | | | | | | | | | | |
| April 13 | East Carolina * | | | | | | | | | | | | | | | | | | | | | |
| April 15 | at North Carolina | | | | | | | | | | | | | | | | | | | | | |
| April 17 | at South Florida * | | | | | | | | | | | | | | | | | | | | | |
| April 18 | at South Florida * | | | | | | | | | | | | | | | | | | | | | |
| April 19 | at South Florida * | | | | | | | | | | | | | | | | | | | | | |
| April 22 | Kennesaw State | | | | | | | | | | | | | | | | | | | | | |
| April 25 | Florida Atlantic * | | | | | | | | | | | | | | | | | | | | | |
| April 26 | Florida Atlantic * | | | | | | | | | | | | | | | | | | | | | |
| April 27 | Florida Atlantic * | | | | | | | | | | | | | | | | | | | | | |
| April 29 | at Campbell | | | | | | | | | | | | | | | | | | | | | |
| May 2 | at Rice * | | | | | | | | | | | | | | | | | | | | | |
| May 3 | at Rice * | | | | | | | | | | | | | | | | | | | | | |
| May 4 | at Rice * | | | | | | | | | | | | | | | | | | | | | |
| May 6 | High Point | | | | | | | | | | | | | | | | | | | | | |
| May 9 | UAB * | | | | | | | | | | | | | | | | | | | | | |
| May 10 | UAB * | | | | | | | | | | | | | | | | | | | | | |
| May 11 | UAB * | | | | | | | | | | | | | | | | | | | | | |
| May 13 | UNC Asheville | | | | | | | | | | | | | | | | | | | | | |
| May 15 | at Tulane * | | | | | | | | | | | | | | | | | | | | | |
| May 16 | at Tulane * | | | | | | | | | | | | | | | | | | | | | |
| May 17 | at Tulane * | | | | | | | | | | | | | | | | | | | | | |

* American Athletic Conference Game

+ Played at Atrium Health Ballpark (Kannapolis, N.C.)

& Played at Truist Field (Uptown Charlotte, N.C.)



GAME-BY-GAME PITCHING STATISTICS



| DATE | OPPONENT | IP | H | R | ER | BB | SO | 2B | 3B | HR | WP | BK | HBP | IBB | DP | SCORE | OPP.AVG. | ERA |
|----------|--------------------|-----------------|-----------|-----------|-----------|----------|-----------|----------|----------|----------|----------|----------|----------|----------|----------|-------|-------------|-------------|
| Feb. 14 | Northeastern (G1) | 9.0 | 6 | 1 | 1 | 3 | 10 | 1 | 0 | 0 | 0 | 0 | 0 | 0 | 1 | 6-1 | .200 | 1.00 |
| | Northeastern (G2) | 9.0 | 8 | 3 | 3 | 0 | 9 | 2 | 0 | 1 | 0 | 0 | 2 | 0 | 1 | 1-3 | .242 | 3.00 |
| Feb. 16 | Northeastern | CANCELED | | | | | | | | | | | | | | | | |
| Feb. 18 | at Wofford | 9.0 | 5 | 2 | 2 | 5 | 12 | 0 | 0 | 0 | 0 | 1 | 3 | 0 | 1 | 4-2 | .167 | 2.00 |
| Feb. 21 | Old Dominion | 11.0 | 15 | 9 | 9 | 7 | 11 | 4 | 0 | 1 | 0 | 0 | 2 | 0 | 1 | 10-9 | .333 | 7.36 |
| Feb. 22 | Old Dominion | 9.0 | 6 | 4 | 4 | 5 | 12 | 0 | 0 | 1 | 0 | 0 | 2 | 0 | 0 | 2-4 | .194 | 4.00 |
| Feb. 23 | Old Dominion | 9.0 | 8 | 7 | 7 | 3 | 15 | 4 | 0 | 2 | 0 | 0 | 1 | 0 | 0 | 6-7 | .235 | 7.00 |
| Feb. 25 | Longwood | 9.0 | 5 | 1 | 1 | 1 | 10 | 2 | 0 | 1 | 0 | 0 | 0 | 0 | 0 | 8-1 | .156 | 1.00 |
| Feb. 28 | at #4 Arkansas | 8.0 | 11 | 11 | 11 | 4 | 9 | 3 | 0 | 2 | 2 | 0 | 2 | 0 | 0 | 10-11 | .306 | 12.38 |
| March 1 | at #4 Arkansas | 8.0 | 10 | 8 | 8 | 4 | 7 | 3 | 0 | 2 | 0 | 0 | 1 | 0 | 0 | 5-8 | .303 | 9.00 |
| March 2 | at #4 Arkansas | 8.1 | 13 | 4 | 4 | 3 | 8 | 2 | 0 | 0 | 2 | 0 | 0 | 0 | 0 | 3-4 | .382 | 4.32 |
| March 7 | James Madison | 9.0 | 0 | 0 | 0 | 1 | 11 | 0 | 0 | 0 | 0 | 0 | 0 | 0 | 0 | 5-0 | .000 | 0.00 |
| March 8 | James Madison | 9.0 | 11 | 5 | 5 | 3 | 9 | 3 | 0 | 1 | 0 | 0 | 0 | 0 | 0 | 8-5 | .314 | 5.00 |
| March 9 | James Madison | 9.0 | 3 | 2 | 0 | 2 | 11 | 0 | 1 | 0 | 0 | 0 | 0 | 0 | 4 | 3-2 | .111 | 0.00 |
| March 11 | at App State | 8.0 | 6 | 5 | 5 | 4 | 12 | 3 | 0 | 1 | 3 | 0 | 3 | 0 | 1 | 4-5 | .214 | 5.63 |
| March 12 | Davidson | 7.0 | 2 | 0 | 0 | 0 | 18 | 0 | 0 | 0 | 0 | 0 | 2 | 0 | 0 | 12-0 | .087 | 0.00 |
| March 14 | at UNCW | 8.0 | 13 | 11 | 11 | 7 | 12 | 2 | 1 | 1 | 0 | 0 | 0 | 1 | 0 | 4-11 | .361 | 12.38 |
| March 15 | at UNCW (G1) | 9.0 | 12 | 2 | 2 | 5 | 9 | 1 | 0 | 0 | 1 | 0 | 0 | 0 | 0 | 5-2 | .316 | 2.00 |
| | at UNCW (G2) | 8.0 | 8 | 6 | 6 | 3 | 6 | 2 | 1 | 0 | 0 | 0 | 2 | 1 | 1 | 4-6 | .286 | 6.75 |
| March 18 | App State | 9.0 | 9 | 6 | 5 | 6 | 8 | 3 | 0 | 0 | 1 | 0 | 0 | 0 | 2 | 7-6 | .265 | 5.00 |
| March 21 | UTSA * | | | | | | | | | | | | | | | | | |
| March 22 | UTSA * | | | | | | | | | | | | | | | | | |
| March 23 | UTSA * | | | | | | | | | | | | | | | | | |
| March 25 | Campbell | | | | | | | | | | | | | | | | | |
| March 28 | at Memphis * | | | | | | | | | | | | | | | | | |
| March 29 | at Memphis * | | | | | | | | | | | | | | | | | |
| March 30 | at Memphis * | | | | | | | | | | | | | | | | | |
| April 1 | Liberty | | | | | | | | | | | | | | | | | |
| April 2 | USC Upstate | | | | | | | | | | | | | | | | | |
| April 4 | Wichita State * | | | | | | | | | | | | | | | | | |
| April 5 | Wichita State * | | | | | | | | | | | | | | | | | |
| April 6 | Wichita State * | | | | | | | | | | | | | | | | | |
| April 8 | vs. Gardner-Webb + | | | | | | | | | | | | | | | | | |
| April 11 | East Carolina * & | | | | | | | | | | | | | | | | | |
| April 12 | East Carolina * | | | | | | | | | | | | | | | | | |
| April 13 | East Carolina * | | | | | | | | | | | | | | | | | |
| April 15 | at North Carolina | | | | | | | | | | | | | | | | | |
| April 17 | at South Florida * | | | | | | | | | | | | | | | | | |
| April 18 | at South Florida * | | | | | | | | | | | | | | | | | |
| April 19 | at South Florida * | | | | | | | | | | | | | | | | | |
| April 22 | Kennesaw State | | | | | | | | | | | | | | | | | |
| April 25 | Florida Atlantic * | | | | | | | | | | | | | | | | | |
| April 26 | Florida Atlantic * | | | | | | | | | | | | | | | | | |
| April 27 | Florida Atlantic * | | | | | | | | | | | | | | | | | |
| April 29 | at Campbell | | | | | | | | | | | | | | | | | |
| May 2 | at Rice * | | | | | | | | | | | | | | | | | |
| May 3 | at Rice * | | | | | | | | | | | | | | | | | |
| May 4 | at Rice * | | | | | | | | | | | | | | | | | |
| May 6 | High Point | | | | | | | | | | | | | | | | | |
| May 9 | UAB * | | | | | | | | | | | | | | | | | |
| May 10 | UAB * | | | | | | | | | | | | | | | | | |
| May 11 | UAB * | | | | | | | | | | | | | | | | | |
| May 13 | UNC Asheville | | | | | | | | | | | | | | | | | |
| May 15 | at Tulane * | | | | | | | | | | | | | | | | | |
| May 16 | at Tulane * | | | | | | | | | | | | | | | | | |
| May 17 | at Tulane * | | | | | | | | | | | | | | | | | |

* American Athletic Conference Game

+ Played at Atrium Health Ballpark (Kannapolis, N.C.)

& Played at Truist Field (Uptown Charlotte, N.C.)

Record: 10-9 Home: 8-3 Away: 2-6 American: 0-0

| Player | avg | gp-gs | ab | r | h | 2b | 3b | hr | rbi | tb | slg% | bb | hp | so | gdp | ob% | sf | sh | sb-att | po | a | e | fld% |
|--------------------|------|-------|-----|-----|-----|----|----|----|-----|-----|------|----|----|-----|-----|------|----|----|--------|-----|-----|----|-------|
| 22 Cody Gunderson | .397 | 17-17 | 58 | 15 | 23 | 4 | 1 | 4 | 15 | 41 | .707 | 12 | 6 | 17 | 2 | .539 | 0 | 0 | 0-0 | 135 | 11 | 1 | .993 |
| 18 Dawson Bryce | .295 | 19-19 | 78 | 12 | 23 | 4 | 1 | 0 | 7 | 29 | .372 | 6 | 3 | 24 | 1 | .368 | 0 | 0 | 1-1 | 15 | 33 | 1 | .980 |
| 14 Chandler Riley | .289 | 19-19 | 76 | 12 | 22 | 2 | 0 | 1 | 9 | 27 | .355 | 9 | 2 | 21 | 1 | .379 | 0 | 0 | 0-1 | 20 | 35 | 0 | 1.000 |
| 8 Noah Furcht | .282 | 19-18 | 71 | 14 | 20 | 1 | 1 | 3 | 13 | 32 | .451 | 9 | 2 | 25 | 1 | .373 | 1 | 0 | 1-3 | 30 | 1 | 0 | 1.000 |
| 9 Logan Poteet | .257 | 19-19 | 74 | 10 | 19 | 4 | 0 | 2 | 11 | 29 | .392 | 8 | 3 | 25 | 1 | .349 | 1 | 0 | 0-0 | 177 | 22 | 1 | .995 |
| 1 Carson Bayne | .235 | 19-19 | 68 | 10 | 16 | 3 | 1 | 5 | 25 | 36 | .529 | 8 | 3 | 21 | 1 | .342 | 0 | 0 | 0-3 | 33 | 2 | 0 | 1.000 |
| 26 Juan Rivera | .233 | 18-12 | 43 | 5 | 10 | 3 | 0 | 0 | 2 | 13 | .302 | 6 | 2 | 7 | 3 | .346 | 1 | 3 | 4-6 | 20 | 0 | 0 | 1.000 |
| 11 Connor Maryniak | .177 | 19-19 | 62 | 9 | 11 | 3 | 1 | 2 | 8 | 22 | .355 | 10 | 2 | 21 | 0 | .307 | 1 | 2 | 0-0 | 16 | 35 | 4 | .927 |
| ----- | | | | | | | | | | | | | | | | | | | | | | | |
| 2 Thad Ector | .317 | 14-11 | 41 | 10 | 13 | 6 | 0 | 2 | 6 | 25 | .610 | 7 | 3 | 13 | 1 | .451 | 0 | 1 | 2-2 | 0 | 0 | 0 | .000 |
| 13 Caleb Estes | .189 | 14-12 | 37 | 3 | 7 | 1 | 0 | 0 | 3 | 8 | .216 | 2 | 3 | 8 | 0 | .286 | 0 | 0 | 0-0 | 24 | 1 | 0 | 1.000 |
| 19 Blake Martin | .111 | 5-2 | 9 | 2 | 1 | 0 | 0 | 0 | 1 | 1 | .111 | 1 | 0 | 5 | 0 | .200 | 0 | 0 | 0-0 | 2 | 0 | 0 | 1.000 |
| 6 Johnny Sutryk | .000 | 15-3 | 16 | 3 | 0 | 0 | 0 | 0 | 2 | 0 | .000 | 6 | 0 | 8 | 0 | .273 | 0 | 1 | 1-1 | 10 | 0 | 1 | .909 |
| 24 Reid Haire | .000 | 2-0 | 2 | 0 | 0 | 0 | 0 | 0 | 1 | 0 | .000 | 0 | 0 | 0 | 0 | .000 | 0 | 0 | 0-0 | 1 | 0 | 0 | 1.000 |
| 3 Dante DeFranco | .000 | 3-1 | 2 | 0 | 0 | 0 | 0 | 0 | 0 | 0 | .000 | 1 | 0 | 2 | 0 | .333 | 0 | 0 | 0-0 | 0 | 0 | 0 | .000 |
| 23 Spencer Nolan | .000 | 12-0 | 1 | 2 | 0 | 0 | 0 | 0 | 0 | 0 | .000 | 0 | 0 | 1 | 0 | .000 | 0 | 0 | 0-0 | 4 | 0 | 0 | 1.000 |
| Totals | .259 | 19 | 638 | 107 | 165 | 31 | 5 | 19 | 103 | 263 | .412 | 85 | 29 | 198 | 11 | .369 | 4 | 7 | 9-17 | 496 | 157 | 9 | .986 |
| Opponents | .246 | 19 | 613 | 87 | 151 | 35 | 3 | 13 | 82 | 231 | .377 | 66 | 20 | 199 | 6 | .337 | 5 | 9 | 19-30 | 492 | 157 | 17 | .974 |

LOB - Team (164), Opp (130). DPs turned - Team (12), Opp (14). IBB - Team (1), Ector 1, Opp (2). Picked off - Bayne 1.

(All games Sorted by Earned run avg)

| Player | era | w-l | app | gs | cg | sho | sv | ip | h | r | er | bb | so | 2b | 3b | hr | b/avg | wp | hp | bk | sfa | sha |
|--------------------|-------|------|-----|----|----|-----|----|-------|-----|-----|-----|----|-----|----|----|----|-------|----|----|----|-----|-----|
| 29 Joseph Taylor | 2.45 | 2-1 | 8 | 0 | 0 | 0/0 | 4 | 22.0 | 17 | 6 | 6 | 15 | 30 | 3 | 1 | 1 | .221 | 1 | 1 | 0 | 1 | 2 |
| 35 Andrew Kribbs | 3.48 | 1-0 | 5 | 5 | 0 | 0/0 | 0 | 20.2 | 22 | 8 | 8 | 9 | 25 | 4 | 0 | 1 | .286 | 1 | 1 | 0 | 0 | 2 |
| 32 Blake Gillespie | 5.20 | 1-3 | 5 | 5 | 1 | 1/0 | 0 | 27.2 | 25 | 16 | 16 | 7 | 34 | 3 | 1 | 4 | .243 | 0 | 2 | 0 | 0 | 1 |
| ----- | | | | | | | | | | | | | | | | | | | | | | |
| 34 Tanner Kaler | 0.00 | 1-0 | 4 | 0 | 0 | 0/1 | 0 | 3.0 | 1 | 0 | 0 | 2 | 5 | 0 | 0 | 0 | .111 | 0 | 2 | 0 | 0 | 0 |
| 38 Trip DoVale | 0.00 | 1-0 | 1 | 1 | 0 | 0/1 | 0 | 2.0 | 1 | 0 | 0 | 0 | 5 | 0 | 0 | 0 | .143 | 0 | 0 | 0 | 0 | 0 |
| 54 Matt Garcia | 0.00 | 0-0 | 2 | 0 | 0 | 0/1 | 0 | 1.1 | 0 | 0 | 0 | 0 | 1 | 0 | 0 | 0 | .000 | 0 | 0 | 0 | 0 | 0 |
| 45 Sebastian Perez | 2.13 | 0-0 | 4 | 3 | 0 | 0/0 | 0 | 12.2 | 7 | 4 | 3 | 2 | 10 | 2 | 1 | 0 | .167 | 0 | 0 | 0 | 1 | 0 |
| 17 Wesley Jones | 3.38 | 1-0 | 4 | 1 | 0 | 0/0 | 0 | 8.0 | 6 | 3 | 3 | 6 | 10 | 1 | 0 | 0 | .214 | 1 | 1 | 0 | 0 | 0 |
| 12 Chase Carson | 5.79 | 0-0 | 6 | 0 | 0 | 0/1 | 0 | 4.2 | 7 | 3 | 3 | 0 | 9 | 1 | 0 | 0 | .333 | 0 | 1 | 0 | 0 | 0 |
| 40 Mike Szturma | 5.82 | 1-0 | 6 | 4 | 0 | 0/0 | 0 | 17.0 | 19 | 12 | 11 | 5 | 16 | 6 | 0 | 3 | .275 | 0 | 1 | 0 | 0 | 0 |
| 21 Adam Stanton | 6.00 | 0-1 | 10 | 0 | 0 | 0/0 | 0 | 12.0 | 10 | 8 | 8 | 3 | 9 | 4 | 0 | 0 | .244 | 1 | 3 | 0 | 1 | 2 |
| 25 Trey Baker | 6.00 | 0-1 | 5 | 0 | 0 | 0/1 | 0 | 3.0 | 3 | 2 | 2 | 3 | 6 | 0 | 0 | 1 | .273 | 0 | 1 | 0 | 0 | 1 |
| 20 Ed Wagner | 6.43 | 1-1 | 9 | 0 | 0 | 0/0 | 0 | 14.0 | 12 | 10 | 10 | 8 | 15 | 3 | 0 | 1 | .235 | 2 | 1 | 0 | 2 | 0 |
| 55 AJ Camp | 6.48 | 1-0 | 9 | 0 | 0 | 0/0 | 0 | 8.1 | 9 | 6 | 6 | 5 | 11 | 4 | 0 | 1 | .265 | 3 | 1 | 0 | 0 | 1 |
| 41 Joel Sarver | 8.64 | 0-1 | 6 | 0 | 0 | 0/1 | 0 | 8.1 | 11 | 8 | 8 | 1 | 13 | 4 | 0 | 0 | .306 | 0 | 5 | 1 | 0 | 0 |
| 11 Connor Maryniak | 13.50 | 0-1 | 1 | 0 | 0 | 0/0 | 0 | 0.2 | 1 | 1 | 1 | 0 | 0 | 0 | 0 | 1 | .333 | 0 | 0 | 0 | 0 | 0 |
| Totals | 4.57 | 10-9 | 19 | 19 | 1 | 2/1 | 4 | 165.1 | 151 | 87 | 84 | 66 | 199 | 35 | 3 | 13 | .246 | 9 | 20 | 1 | 5 | 9 |
| Opponents | 5.49 | 9-10 | 19 | 19 | 0 | 0/0 | 5 | 164.0 | 165 | 107 | 100 | 85 | 198 | 31 | 5 | 19 | .259 | 17 | 29 | 1 | 4 | 7 |

PB - Team (0), Opp (4). Pickoffs - Team (3), Taylor, J. 1, Kribbs 1, Szturma 1, Opp (1). SBA/ATT - Poteet (16-27), Kribbs (5-7), Taylor, J. (3-4), Wagner (4-4), Gillespie (1-4), Gunderson (3-3), Szturma (1-2), Stanton (0-2), Jones (1-2), Perez (0-1), DoVale (1-1), Baker (1-1), Camp (1-1), Kaler (1-1).

Record: 1-2 Home: 0-0 Away: 1-2 American: 0-0

| Player | avg | gp-gs | ab | r | h | 2b | 3b | hr | rbi | tb | slg% | bb | hp | so | gdp | ob% | sf | sh | sb-att | po | a | e | fld% |
|--------------------|------|-------|-----|----|----|----|----|----|-----|----|------|----|----|----|-----|------|----|----|--------|----|----|---|-------|
| 26 Juan Rivera | .500 | 3-2 | 8 | 1 | 4 | 2 | 0 | 0 | 1 | 6 | .750 | 1 | 0 | 1 | 0 | .556 | 0 | 1 | 2-2 | 5 | 0 | 0 | 1.000 |
| 22 Cody Gunderson | .364 | 3-3 | 11 | 2 | 4 | 1 | 0 | 0 | 1 | 5 | .455 | 3 | 0 | 2 | 1 | .500 | 0 | 0 | 0-0 | 18 | 2 | 0 | 1.000 |
| 14 Chandler Riley | .357 | 3-3 | 14 | 1 | 5 | 1 | 0 | 0 | 1 | 6 | .429 | 1 | 0 | 4 | 0 | .400 | 0 | 0 | 0-0 | 4 | 3 | 0 | 1.000 |
| 8 Noah Furcht | .333 | 3-3 | 12 | 1 | 4 | 0 | 0 | 0 | 1 | 4 | .333 | 1 | 0 | 4 | 0 | .385 | 0 | 0 | 0-0 | 8 | 0 | 0 | 1.000 |
| 9 Logan Poteet | .308 | 3-3 | 13 | 1 | 4 | 0 | 0 | 0 | 2 | 4 | .308 | 0 | 0 | 4 | 1 | .308 | 0 | 0 | 0-0 | 26 | 2 | 0 | 1.000 |
| 1 Carson Bayne | .300 | 3-3 | 10 | 3 | 3 | 0 | 0 | 1 | 3 | 6 | .600 | 2 | 0 | 2 | 0 | .417 | 0 | 0 | 0-0 | 7 | 0 | 0 | 1.000 |
| 18 Dawson Bryce | .250 | 3-3 | 12 | 1 | 3 | 0 | 0 | 0 | 2 | 3 | .250 | 1 | 1 | 5 | 1 | .357 | 0 | 0 | 0-0 | 2 | 8 | 0 | 1.000 |
| 11 Connor Maryniak | .125 | 3-3 | 8 | 1 | 1 | 0 | 0 | 1 | 1 | 4 | .500 | 0 | 0 | 2 | 0 | .125 | 0 | 0 | 0-0 | 2 | 2 | 1 | .800 |
| 2 Thad Ector | .083 | 3-3 | 12 | 1 | 1 | 0 | 0 | 0 | 0 | 1 | .083 | 2 | 1 | 3 | 1 | .267 | 0 | 0 | 0-0 | 0 | 0 | 0 | .000 |
| ----- | | | | | | | | | | | | | | | | | | | | | | | |
| 13 Caleb Estes | .000 | 3-1 | 3 | 0 | 0 | 0 | 0 | 0 | 1 | 0 | .000 | 0 | 1 | 0 | 0 | .250 | 0 | 0 | 0-0 | 1 | 1 | 0 | 1.000 |
| 6 Johnny Sutryk | .000 | 2-0 | 1 | 1 | 0 | 0 | 0 | 0 | 0 | 0 | .000 | 1 | 0 | 1 | 0 | .500 | 0 | 0 | 0-0 | 0 | 0 | 0 | .000 |
| 19 Blake Martin | .000 | 1-0 | 1 | 0 | 0 | 0 | 0 | 0 | 0 | 0 | .000 | 0 | 0 | 0 | 0 | .000 | 0 | 0 | 0-0 | 0 | 0 | 0 | .000 |
| 23 Spencer Nolan | .000 | 1-0 | 0 | 0 | 0 | 0 | 0 | 0 | 0 | 0 | .000 | 0 | 0 | 0 | 0 | .000 | 0 | 0 | 0-0 | 1 | 0 | 0 | 1.000 |
| Totals | .276 | 3 | 105 | 13 | 29 | 4 | 0 | 2 | 13 | 39 | .371 | 12 | 3 | 28 | 4 | .367 | 0 | 1 | 2-2 | 75 | 22 | 1 | .990 |
| Opponents | .324 | 3 | 102 | 19 | 33 | 5 | 2 | 1 | 16 | 45 | .441 | 15 | 2 | 27 | 1 | .417 | 1 | 3 | 10-11 | 81 | 32 | 1 | .991 |

LOB - Team (27), Opp (29). DPs turned - Team (1), Opp (4). IBB - Team (1), Ector 1, Opp (2).

(All games - Series UNCW Sorted by Earned run avg)

| Player | era | w-l | app | gs | cg | sho | sv | ip | h | r | er | bb | so | 2b | 3b | hr | b/avg | wp | hp | bks | sfa | sha |
|--------------------|-------|-----|-----|----|----|-----|----|------|----|----|----|----|----|----|----|----|-------|----|----|-----|-----|-----|
| 29 Joseph Taylor | 0.00 | 0-0 | 1 | 0 | 0 | 0/0 | 1 | 3.0 | 5 | 0 | 0 | 1 | 3 | 0 | 0 | 0 | .357 | 0 | 0 | 0 | 0 | 0 |
| 17 Wesley Jones | 0.00 | 1-0 | 1 | 0 | 0 | 0/0 | 0 | 3.0 | 3 | 0 | 0 | 2 | 3 | 0 | 0 | 0 | .273 | 0 | 0 | 0 | 0 | 0 |
| 35 Andrew Kribbs | 6.00 | 0-0 | 1 | 1 | 0 | 0/0 | 0 | 3.0 | 4 | 2 | 2 | 2 | 3 | 1 | 0 | 0 | .308 | 1 | 0 | 0 | 0 | 0 |
| 32 Blake Gillespie | 13.50 | 0-1 | 1 | 1 | 0 | 0/0 | 0 | 4.0 | 9 | 6 | 6 | 1 | 7 | 1 | 1 | 1 | .450 | 0 | 0 | 0 | 0 | 1 |
| 20 Ed Wagner | 13.50 | 0-1 | 2 | 0 | 0 | 0/0 | 0 | 3.1 | 3 | 5 | 5 | 3 | 2 | 1 | 0 | 0 | .250 | 0 | 0 | 0 | 0 | 0 |
| ----- | | | | | | | | | | | | | | | | | | | | | | |
| 21 Adam Stanton | 0.00 | 0-0 | 2 | 0 | 0 | 0/0 | 0 | 1.2 | 1 | 0 | 0 | 1 | 1 | 0 | 0 | 0 | .250 | 0 | 1 | 0 | 0 | 2 |
| 34 Tanner Kaler | 0.00 | 0-0 | 2 | 0 | 0 | 0/0 | 0 | 1.1 | 1 | 0 | 0 | 2 | 2 | 0 | 0 | 0 | .200 | 0 | 1 | 0 | 0 | 0 |
| 54 Matt Garcia | 0.00 | 0-0 | 1 | 0 | 0 | 0/0 | 0 | 1.0 | 0 | 0 | 0 | 0 | 1 | 0 | 0 | 0 | .000 | 0 | 0 | 0 | 0 | 0 |
| 40 Mike Szturma | 0.00 | 0-0 | 1 | 0 | 0 | 0/0 | 0 | 1.0 | 1 | 0 | 0 | 0 | 2 | 1 | 0 | 0 | .250 | 0 | 0 | 0 | 0 | 0 |
| 12 Chase Carson | 0.00 | 0-0 | 1 | 0 | 0 | 0/0 | 0 | 0.0 | 1 | 0 | 0 | 0 | 0 | 0 | 0 | 0 | 1.000 | 0 | 0 | 0 | 0 | 0 |
| 55 AJ Camp | 6.75 | 0-0 | 1 | 0 | 0 | 0/0 | 0 | 1.1 | 1 | 1 | 1 | 1 | 2 | 0 | 0 | 0 | .200 | 0 | 0 | 0 | 0 | 0 |
| 45 Sebastian Perez | 13.50 | 0-0 | 1 | 1 | 0 | 0/0 | 0 | 2.0 | 3 | 3 | 3 | 1 | 1 | 1 | 1 | 0 | .375 | 0 | 0 | 0 | 1 | 0 |
| 41 Joel Sarver | 27.00 | 0-0 | 1 | 0 | 0 | 0/0 | 0 | 0.1 | 1 | 1 | 1 | 0 | 0 | 0 | 0 | 0 | .500 | 0 | 0 | 0 | 0 | 0 |
| 25 Trey Baker | 99.00 | 0-0 | 1 | 0 | 0 | 0/0 | 0 | 0.0 | 0 | 1 | 1 | 1 | 0 | 0 | 0 | 0 | | 0 | 0 | 0 | 0 | 0 |
| Totals | 6.84 | 1-2 | 3 | 3 | 0 | 0/0 | 1 | 25.0 | 33 | 19 | 19 | 15 | 27 | 5 | 2 | 1 | .324 | 1 | 2 | 0 | 1 | 3 |
| Opponents | 4.00 | 2-1 | 3 | 3 | 0 | 0/0 | 1 | 27.0 | 29 | 13 | 12 | 12 | 28 | 4 | 0 | 2 | .276 | 3 | 3 | 1 | 0 | 1 |

SBA/ATT - Poteet (9-10), Kribbs (3-3), Wagner (3-3), Camp (1-1), Szturma (1-1), Baker (1-1), Jones (0-1), Gunderson (1-1), Gillespie (1-1).

Record: 3-2 Home: 2-0 Away: 1-2 American: 0-0

| Player | avg | gp-gs | ab | r | h | 2b | 3b | hr | rbi | tb | slg% | bb | hp | so | gdp | ob% | sf | sh | sb-att | po | a | e | fld% |
|--------------------|------|-------|-----|----|----|----|----|----|-----|----|------|----|----|----|-----|------|----|----|--------|-----|----|---|-------|
| 22 Cody Gunderson | .444 | 5-5 | 18 | 4 | 8 | 1 | 0 | 1 | 4 | 12 | .667 | 4 | 1 | 3 | 1 | .565 | 0 | 0 | 0-0 | 44 | 5 | 0 | 1.000 |
| 14 Chandler Riley | .429 | 5-5 | 21 | 4 | 9 | 1 | 0 | 0 | 2 | 10 | .476 | 1 | 1 | 4 | 1 | .478 | 0 | 0 | 0-0 | 6 | 6 | 0 | 1.000 |
| 26 Juan Rivera | .417 | 5-3 | 12 | 1 | 5 | 2 | 0 | 0 | 2 | 7 | .583 | 2 | 0 | 3 | 0 | .467 | 1 | 1 | 2-2 | 6 | 0 | 0 | 1.000 |
| 9 Logan Poteet | .333 | 5-5 | 18 | 2 | 6 | 1 | 0 | 0 | 3 | 7 | .389 | 3 | 0 | 5 | 1 | .409 | 1 | 0 | 0-0 | 36 | 3 | 0 | 1.000 |
| 1 Carson Bayne | .333 | 5-5 | 15 | 5 | 5 | 0 | 0 | 2 | 5 | 11 | .733 | 3 | 0 | 4 | 0 | .444 | 0 | 0 | 0-0 | 9 | 0 | 0 | 1.000 |
| 8 Noah Furcht | .316 | 5-5 | 19 | 6 | 6 | 0 | 1 | 0 | 3 | 8 | .421 | 4 | 0 | 6 | 0 | .435 | 0 | 0 | 1-2 | 10 | 0 | 0 | 1.000 |
| 18 Dawson Bryce | .263 | 5-5 | 19 | 3 | 5 | 0 | 0 | 0 | 2 | 5 | .263 | 2 | 2 | 10 | 1 | .391 | 0 | 0 | 0-0 | 2 | 9 | 0 | 1.000 |
| 11 Connor Maryniak | .231 | 5-5 | 13 | 2 | 3 | 0 | 0 | 1 | 2 | 6 | .462 | 2 | 0 | 4 | 0 | .333 | 0 | 0 | 0-0 | 4 | 7 | 1 | .917 |
| 2 Thad Ector | .158 | 5-5 | 19 | 4 | 3 | 1 | 0 | 1 | 4 | 7 | .368 | 4 | 1 | 4 | 1 | .333 | 0 | 0 | 2-2 | 0 | 0 | 0 | .000 |
| ----- | | | | | | | | | | | | | | | | | | | | | | | |
| 13 Caleb Estes | .143 | 4-2 | 7 | 0 | 1 | 0 | 0 | 0 | 1 | 1 | .143 | 0 | 1 | 2 | 0 | .250 | 0 | 0 | 0-0 | 1 | 1 | 0 | 1.000 |
| 6 Johnny Sutryk | .000 | 3-0 | 2 | 1 | 0 | 0 | 0 | 0 | 0 | 0 | .000 | 1 | 0 | 2 | 0 | .333 | 0 | 0 | 0-0 | 1 | 0 | 0 | 1.000 |
| 19 Blake Martin | .000 | 2-0 | 2 | 0 | 0 | 0 | 0 | 0 | 0 | 0 | .000 | 0 | 0 | 1 | 0 | .000 | 0 | 0 | 0-0 | 0 | 0 | 0 | .000 |
| 24 Reid Haire | .000 | 2-0 | 2 | 0 | 0 | 0 | 0 | 0 | 1 | 0 | .000 | 0 | 0 | 0 | 0 | .000 | 0 | 0 | 0-0 | 1 | 0 | 0 | 1.000 |
| 23 Spencer Nolan | .000 | 3-0 | 0 | 0 | 0 | 0 | 0 | 0 | 0 | 0 | .000 | 0 | 0 | 0 | 0 | .000 | 0 | 0 | 0-0 | 2 | 0 | 0 | 1.000 |
| Totals | .305 | 5 | 167 | 32 | 51 | 6 | 1 | 5 | 29 | 74 | .443 | 26 | 6 | 48 | 5 | .413 | 2 | 1 | 5-6 | 123 | 36 | 2 | .988 |
| Opponents | .277 | 5 | 159 | 25 | 44 | 8 | 2 | 1 | 21 | 59 | .371 | 21 | 4 | 53 | 3 | .371 | 2 | 3 | 12-13 | 123 | 43 | 3 | .982 |

LOB - Team (47), Opp (41). DPs turned - Team (3), Opp (5). IBB - Team (1), Ector 1, Opp (2).

(Last Five Games Sorted by Earned run avg)

| Player | era | w-l | app | gs | cg | sho | sv | ip | h | r | er | bb | so | 2b | 3b | hr | b/avg | wp | hp | bk | sfa | sha |
|--------------------|-------|-----|-----|----|----|-----|----|------|----|----|----|----|----|----|----|----|-------|----|----|----|-----|-----|
| 29 Joseph Taylor | 0.00 | 0-0 | 2 | 0 | 0 | 0/0 | 2 | 6.0 | 8 | 0 | 0 | 3 | 6 | 0 | 0 | 0 | .333 | 1 | 0 | 0 | 1 | 0 |
| ----- | | | | | | | | | | | | | | | | | | | | | | |
| 40 Mike Szturma | 0.00 | 0-0 | 2 | 1 | 0 | 0/0 | 0 | 4.1 | 3 | 1 | 0 | 1 | 6 | 2 | 0 | 0 | .176 | 0 | 0 | 0 | 0 | 0 |
| 34 Tanner Kaler | 0.00 | 1-0 | 4 | 0 | 0 | 0/1 | 0 | 3.0 | 1 | 0 | 0 | 2 | 5 | 0 | 0 | 0 | .111 | 0 | 2 | 0 | 0 | 0 |
| 38 Trip DoVale | 0.00 | 1-0 | 1 | 1 | 0 | 0/1 | 0 | 2.0 | 1 | 0 | 0 | 0 | 5 | 0 | 0 | 0 | .143 | 0 | 0 | 0 | 0 | 0 |
| 21 Adam Stanton | 0.00 | 0-0 | 2 | 0 | 0 | 0/0 | 0 | 1.2 | 1 | 0 | 0 | 1 | 1 | 0 | 0 | 0 | .250 | 0 | 1 | 0 | 0 | 2 |
| 54 Matt Garcia | 0.00 | 0-0 | 2 | 0 | 0 | 0/1 | 0 | 1.1 | 0 | 0 | 0 | 0 | 1 | 0 | 0 | 0 | .000 | 0 | 0 | 0 | 0 | 0 |
| 12 Chase Carson | 0.00 | 0-0 | 2 | 0 | 0 | 0/1 | 0 | 1.0 | 1 | 0 | 0 | 0 | 3 | 0 | 0 | 0 | .250 | 0 | 1 | 0 | 0 | 0 |
| 41 Joel Sarver | 3.86 | 0-0 | 2 | 0 | 0 | 0/1 | 0 | 2.1 | 2 | 1 | 1 | 0 | 5 | 0 | 0 | 0 | .222 | 0 | 0 | 0 | 0 | 0 |
| 35 Andrew Kribbs | 6.00 | 0-0 | 1 | 1 | 0 | 0/0 | 0 | 3.0 | 4 | 2 | 2 | 2 | 3 | 1 | 0 | 0 | .308 | 1 | 0 | 0 | 0 | 0 |
| 17 Wesley Jones | 6.75 | 1-0 | 2 | 0 | 0 | 0/0 | 0 | 4.0 | 4 | 3 | 3 | 4 | 4 | 0 | 0 | 0 | .267 | 0 | 0 | 0 | 0 | 0 |
| 20 Ed Wagner | 10.38 | 0-1 | 3 | 0 | 0 | 0/0 | 0 | 4.1 | 4 | 5 | 5 | 4 | 2 | 1 | 0 | 0 | .250 | 0 | 0 | 0 | 0 | 0 |
| 32 Blake Gillespie | 13.50 | 0-1 | 1 | 1 | 0 | 0/0 | 0 | 4.0 | 9 | 6 | 6 | 1 | 7 | 1 | 1 | 1 | .450 | 0 | 0 | 0 | 0 | 1 |
| 45 Sebastian Perez | 13.50 | 0-0 | 1 | 1 | 0 | 0/0 | 0 | 2.0 | 3 | 3 | 3 | 1 | 1 | 1 | 1 | 0 | .375 | 0 | 0 | 0 | 1 | 0 |
| 25 Trey Baker | 13.50 | 0-0 | 2 | 0 | 0 | 0/1 | 0 | 0.2 | 0 | 1 | 1 | 1 | 2 | 0 | 0 | 0 | .000 | 0 | 0 | 0 | 0 | 0 |
| 55 AJ Camp | 20.25 | 0-0 | 2 | 0 | 0 | 0/0 | 0 | 1.1 | 3 | 3 | 3 | 1 | 2 | 2 | 0 | 0 | .429 | 0 | 0 | 0 | 0 | 0 |
| Totals | 5.27 | 3-2 | 5 | 5 | 0 | 1/1 | 2 | 41.0 | 44 | 25 | 24 | 21 | 53 | 8 | 2 | 1 | .277 | 2 | 4 | 0 | 2 | 3 |
| Opponents | 6.80 | 2-3 | 5 | 5 | 0 | 0/0 | 1 | 41.0 | 51 | 32 | 31 | 26 | 48 | 6 | 1 | 5 | .305 | 7 | 6 | 1 | 2 | 1 |

PB - Team (0), Opp (2). SBA/ATT - Poteet (9-10), Gunderson (3-3), Wagner (3-3), Kribbs (3-3), Gillespie (1-1), Jones (0-1), DoVale (1-1), Camp (1-1), Szturma (1-1), Kaler (1-1), Baker (1-1).

Record: 6-4 Home: 5-0 Away: 1-4 American: 0-0

| Player | avg | gp-gs | ab | r | h | 2b | 3b | hr | rbi | tb | slg% | bb | hp | so | gdp | ob% | sf | sh | sb-att | po | a | e | fld% |
|--------------------|------|-------|-----|----|----|----|----|----|-----|-----|------|----|----|-----|-----|------|----|----|--------|-----|----|----|-------|
| 22 Cody Gunderson | .519 | 8-8 | 27 | 7 | 14 | 2 | 0 | 3 | 8 | 25 | .926 | 6 | 2 | 5 | 2 | .629 | 0 | 0 | 0-0 | 64 | 8 | 0 | 1.000 |
| 26 Juan Rivera | .353 | 9-6 | 17 | 2 | 6 | 2 | 0 | 0 | 2 | 8 | .471 | 2 | 1 | 4 | 1 | .429 | 1 | 2 | 3-3 | 9 | 0 | 0 | 1.000 |
| 2 Thad Ector | .333 | 10-9 | 33 | 9 | 11 | 4 | 0 | 2 | 6 | 21 | .636 | 6 | 2 | 8 | 1 | .463 | 0 | 0 | 2-2 | 0 | 0 | 0 | .000 |
| 14 Chandler Riley | .289 | 10-10 | 45 | 7 | 13 | 1 | 0 | 1 | 4 | 17 | .378 | 1 | 1 | 8 | 1 | .319 | 0 | 0 | 0-0 | 9 | 16 | 0 | 1.000 |
| 9 Logan Poteet | .257 | 10-10 | 35 | 3 | 9 | 1 | 0 | 0 | 3 | 10 | .286 | 6 | 2 | 10 | 1 | .386 | 1 | 0 | 0-0 | 86 | 9 | 0 | 1.000 |
| 8 Noah Furcht | .243 | 10-10 | 37 | 8 | 9 | 0 | 1 | 0 | 5 | 11 | .297 | 7 | 0 | 14 | 1 | .356 | 1 | 0 | 1-3 | 17 | 0 | 0 | 1.000 |
| 1 Carson Bayne | .242 | 10-10 | 33 | 6 | 8 | 2 | 1 | 2 | 10 | 18 | .545 | 5 | 0 | 10 | 0 | .342 | 0 | 0 | 0-0 | 17 | 1 | 0 | 1.000 |
| 18 Dawson Bryce | .225 | 10-10 | 40 | 5 | 9 | 1 | 1 | 0 | 3 | 12 | .300 | 3 | 3 | 17 | 1 | .326 | 0 | 0 | 0-0 | 7 | 15 | 1 | .957 |
| 11 Connor Maryniak | .200 | 10-10 | 30 | 4 | 6 | 1 | 0 | 2 | 5 | 13 | .433 | 3 | 0 | 11 | 0 | .273 | 0 | 2 | 0-0 | 9 | 15 | 2 | .923 |
| 13 Caleb Estes | .174 | 9-7 | 23 | 1 | 4 | 0 | 0 | 0 | 3 | 4 | .174 | 0 | 3 | 5 | 0 | .269 | 0 | 0 | 0-0 | 24 | 1 | 0 | 1.000 |
| ----- | | | | | | | | | | | | | | | | | | | | | | | |
| 6 Johnny Sutryk | .000 | 7-0 | 5 | 2 | 0 | 0 | 0 | 0 | 1 | 0 | .000 | 2 | 0 | 3 | 0 | .286 | 0 | 1 | 0-0 | 3 | 0 | 0 | 1.000 |
| 24 Reid Haire | .000 | 2-0 | 2 | 0 | 0 | 0 | 0 | 0 | 1 | 0 | .000 | 0 | 0 | 0 | 0 | .000 | 0 | 0 | 0-0 | 1 | 0 | 0 | 1.000 |
| 19 Blake Martin | .000 | 2-0 | 2 | 0 | 0 | 0 | 0 | 0 | 0 | 0 | .000 | 0 | 0 | 1 | 0 | .000 | 0 | 0 | 0-0 | 0 | 0 | 0 | .000 |
| 23 Spencer Nolan | .000 | 6-0 | 0 | 1 | 0 | 0 | 0 | 0 | 0 | 0 | .000 | 0 | 0 | 0 | 0 | .000 | 0 | 0 | 0-0 | 3 | 0 | 0 | 1.000 |
| Totals | .271 | 10 | 329 | 55 | 89 | 14 | 3 | 10 | 51 | 139 | .422 | 41 | 14 | 96 | 8 | .372 | 3 | 5 | 6-8 | 253 | 74 | 4 | .988 |
| Opponents | .249 | 10 | 309 | 41 | 77 | 16 | 3 | 3 | 36 | 108 | .350 | 34 | 7 | 104 | 5 | .333 | 4 | 6 | 12-18 | 250 | 85 | 10 | .971 |

LOB - Team (87), Opp (66). DPs turned - Team (8), Opp (10). IBB - Team (1), Ector 1, Opp (2).

(Last 10 Games Sorted by Earned run avg)

| Player | era | w-l | app | gs | cg | sho | sv | ip | h | r | er | bb | so | 2b | 3b | hr | b/avg | wp | hp | bk | sfa | sha |
|--------------------|-------|-----|-----|----|----|-----|----|------|----|----|----|----|-----|----|----|----|-------|----|----|----|-----|-----|
| 35 Andrew Kribbs | 3.86 | 1-0 | 3 | 3 | 0 | 0/0 | 0 | 14.0 | 18 | 6 | 6 | 4 | 16 | 3 | 0 | 1 | .321 | 1 | 0 | 0 | 0 | 1 |
| 32 Blake Gillespie | 4.15 | 1-1 | 2 | 2 | 1 | 1/0 | 0 | 13.0 | 9 | 6 | 6 | 2 | 18 | 1 | 1 | 1 | .196 | 0 | 0 | 0 | 0 | 1 |
| ----- | | | | | | | | | | | | | | | | | | | | | | |
| 40 Mike Szturma | 0.00 | 0-0 | 3 | 1 | 0 | 0/0 | 0 | 6.2 | 4 | 1 | 0 | 1 | 9 | 3 | 0 | 0 | .160 | 0 | 1 | 0 | 0 | 0 |
| 34 Tanner Kaler | 0.00 | 1-0 | 4 | 0 | 0 | 0/1 | 0 | 3.0 | 1 | 0 | 0 | 2 | 5 | 0 | 0 | 0 | .111 | 0 | 2 | 0 | 0 | 0 |
| 38 Trip DoVale | 0.00 | 1-0 | 1 | 1 | 0 | 0/1 | 0 | 2.0 | 1 | 0 | 0 | 0 | 5 | 0 | 0 | 0 | .143 | 0 | 0 | 0 | 0 | 0 |
| 54 Matt Garcia | 0.00 | 0-0 | 2 | 0 | 0 | 0/1 | 0 | 1.1 | 0 | 0 | 0 | 0 | 1 | 0 | 0 | 0 | .000 | 0 | 0 | 0 | 0 | 0 |
| 12 Chase Carson | 0.00 | 0-0 | 3 | 0 | 0 | 0/1 | 0 | 1.0 | 2 | 0 | 0 | 0 | 3 | 0 | 0 | 0 | .400 | 0 | 1 | 0 | 0 | 0 |
| 29 Joseph Taylor | 1.00 | 1-0 | 4 | 0 | 0 | 0/0 | 2 | 9.0 | 10 | 1 | 1 | 5 | 10 | 1 | 1 | 0 | .303 | 1 | 0 | 0 | 1 | 1 |
| 45 Sebastian Perez | 3.12 | 0-0 | 2 | 2 | 0 | 0/0 | 0 | 8.2 | 5 | 4 | 3 | 1 | 9 | 1 | 1 | 0 | .172 | 0 | 0 | 0 | 1 | 0 |
| 17 Wesley Jones | 3.86 | 1-0 | 3 | 1 | 0 | 0/0 | 0 | 7.0 | 4 | 3 | 3 | 6 | 9 | 0 | 0 | 0 | .174 | 1 | 1 | 0 | 0 | 0 |
| 41 Joel Sarver | 3.86 | 0-0 | 2 | 0 | 0 | 0/1 | 0 | 2.1 | 2 | 1 | 1 | 0 | 5 | 0 | 0 | 0 | .222 | 0 | 0 | 0 | 0 | 0 |
| 21 Adam Stanton | 8.31 | 0-1 | 5 | 0 | 0 | 0/0 | 0 | 4.1 | 6 | 4 | 4 | 2 | 3 | 1 | 0 | 0 | .375 | 1 | 2 | 0 | 0 | 2 |
| 20 Ed Wagner | 9.00 | 0-1 | 6 | 0 | 0 | 0/0 | 0 | 8.0 | 7 | 8 | 8 | 7 | 7 | 2 | 0 | 0 | .250 | 1 | 0 | 0 | 2 | 0 |
| 55 AJ Camp | 15.00 | 0-0 | 5 | 0 | 0 | 0/0 | 0 | 3.0 | 6 | 5 | 5 | 2 | 2 | 4 | 0 | 0 | .429 | 2 | 0 | 0 | 0 | 1 |
| 25 Trey Baker | 18.00 | 0-1 | 4 | 0 | 0 | 0/1 | 0 | 1.0 | 2 | 2 | 2 | 2 | 2 | 0 | 0 | 1 | .400 | 0 | 0 | 0 | 0 | 0 |
| Totals | 4.06 | 6-4 | 10 | 10 | 1 | 2/1 | 2 | 84.1 | 77 | 41 | 38 | 34 | 104 | 16 | 3 | 3 | .249 | 7 | 7 | 0 | 4 | 6 |
| Opponents | 5.51 | 4-6 | 10 | 10 | 0 | 0/0 | 1 | 83.1 | 89 | 55 | 51 | 41 | 96 | 14 | 3 | 10 | .271 | 10 | 14 | 1 | 3 | 5 |

PB - Team (0), Opp (2). SBA/ATT - Poteet (9-15), Kribbs (3-5), Wagner (3-3), Gunderson (3-3), Gillespie (1-2), DoVale (1-1), Perez (0-1), Jones (0-1), Stanton (0-1), Camp (1-1), Szturma (1-1), Kaler (1-1), Baker (1-1).

Record: 8-3 Home: 8-3 Away: 0-0 American: 0-0

| Player | avg | gp-gs | ab | r | h | 2b | 3b | hr | rbi | tb | slg% | bb | hp | so | gdp | ob% | sf | sh | sb-att | po | a | e | fld% |
|--------------------|------|-------|-----|----|----|----|----|----|-----|-----|------|----|----|-----|-----|------|----|----|--------|-----|----|----|-------|
| 22 Cody Gunderson | .400 | 9-9 | 30 | 8 | 12 | 1 | 1 | 1 | 8 | 18 | .600 | 8 | 3 | 8 | 1 | .561 | 0 | 0 | 0-0 | 79 | 7 | 0 | 1.000 |
| 14 Chandler Riley | .350 | 11-11 | 40 | 7 | 14 | 1 | 0 | 1 | 8 | 18 | .450 | 7 | 2 | 9 | 1 | .469 | 0 | 0 | 0-1 | 15 | 24 | 0 | 1.000 |
| 18 Dawson Bryce | .302 | 11-11 | 43 | 9 | 13 | 2 | 1 | 0 | 3 | 17 | .395 | 5 | 2 | 14 | 0 | .400 | 0 | 0 | 1-1 | 7 | 16 | 1 | .958 |
| 9 Logan Poteet | .275 | 11-11 | 40 | 5 | 11 | 2 | 0 | 2 | 8 | 19 | .475 | 8 | 2 | 15 | 0 | .412 | 1 | 0 | 0-0 | 102 | 15 | 0 | 1.000 |
| 1 Carson Bayne | .231 | 11-11 | 39 | 5 | 9 | 2 | 1 | 3 | 16 | 22 | .564 | 5 | 2 | 13 | 1 | .348 | 0 | 0 | 0-1 | 19 | 1 | 0 | 1.000 |
| 8 Noah Furcht | .205 | 11-10 | 39 | 10 | 8 | 0 | 1 | 1 | 5 | 13 | .333 | 7 | 2 | 16 | 0 | .347 | 1 | 0 | 1-3 | 9 | 0 | 0 | 1.000 |
| 11 Connor Maryniak | .194 | 11-11 | 36 | 7 | 7 | 3 | 0 | 1 | 5 | 13 | .361 | 7 | 2 | 12 | 0 | .348 | 1 | 1 | 0-0 | 11 | 26 | 2 | .949 |
| 26 Juan Rivera | .185 | 10-8 | 27 | 4 | 5 | 1 | 0 | 0 | 1 | 6 | .222 | 4 | 2 | 6 | 3 | .324 | 1 | 1 | 1-3 | 15 | 0 | 0 | 1.000 |
| ----- | | | | | | | | | | | | | | | | | | | | | | | |
| 2 Thad Ector | .412 | 7-5 | 17 | 7 | 7 | 3 | 0 | 2 | 5 | 16 | .941 | 4 | 1 | 4 | 0 | .545 | 0 | 1 | 2-2 | 0 | 0 | 0 | .000 |
| 13 Caleb Estes | .167 | 8-8 | 24 | 2 | 4 | 0 | 0 | 0 | 2 | 4 | .167 | 2 | 2 | 7 | 0 | .286 | 0 | 0 | 0-0 | 22 | 0 | 0 | 1.000 |
| 6 Johnny Sutryk | .000 | 10-2 | 12 | 2 | 0 | 0 | 0 | 0 | 2 | 0 | .000 | 4 | 0 | 5 | 0 | .250 | 0 | 1 | 1-1 | 9 | 0 | 1 | .900 |
| 19 Blake Martin | .000 | 2-1 | 4 | 1 | 0 | 0 | 0 | 0 | 0 | 0 | .000 | 1 | 0 | 2 | 0 | .200 | 0 | 0 | 0-0 | 2 | 0 | 0 | 1.000 |
| 24 Reid Haire | .000 | 2-0 | 2 | 0 | 0 | 0 | 0 | 0 | 1 | 0 | .000 | 0 | 0 | 0 | 0 | .000 | 0 | 0 | 0-0 | 1 | 0 | 0 | 1.000 |
| 3 Dante DeFranco | .000 | 3-1 | 2 | 0 | 0 | 0 | 0 | 0 | 0 | 0 | .000 | 1 | 0 | 2 | 0 | .333 | 0 | 0 | 0-0 | 0 | 0 | 0 | .000 |
| 23 Spencer Nolan | .000 | 7-0 | 1 | 1 | 0 | 0 | 0 | 0 | 0 | 0 | .000 | 0 | 0 | 1 | 0 | .000 | 0 | 0 | 0-0 | 2 | 0 | 0 | 1.000 |
| Totals | .253 | 11 | 356 | 68 | 90 | 15 | 4 | 11 | 64 | 146 | .410 | 63 | 20 | 114 | 6 | .391 | 4 | 4 | 6-12 | 297 | 97 | 5 | .987 |
| Opponents | .209 | 11 | 350 | 38 | 73 | 19 | 1 | 7 | 37 | 115 | .329 | 31 | 9 | 124 | 5 | .288 | 2 | 3 | 7-15 | 276 | 76 | 15 | .959 |

LOB - Team (103), Opp (60). DPs turned - Team (9), Opp (8).

(Home games Sorted by Earned run avg)

| Player | era | w-l | app | gs | cg | sho | sv | ip | h | r | er | bb | so | 2b | 3b | hr | b/avg | wp | hp | bk | sfa | sha |
|--------------------|-------|-----|-----|----|----|-----|----|------|----|----|----|----|-----|----|----|----|-------|----|----|----|-----|-----|
| 29 Joseph Taylor | 0.69 | 2-0 | 5 | 0 | 0 | 0/0 | 2 | 13.0 | 8 | 1 | 1 | 10 | 21 | 1 | 1 | 0 | .195 | 1 | 0 | 0 | 1 | 1 |
| 32 Blake Gillespie | 3.20 | 1-2 | 3 | 3 | 1 | 1/0 | 0 | 19.2 | 10 | 7 | 7 | 5 | 22 | 1 | 0 | 2 | .152 | 0 | 2 | 0 | 0 | 0 |
| ----- | | | | | | | | | | | | | | | | | | | | | | |
| 45 Sebastian Perez | 0.00 | 0-0 | 3 | 2 | 0 | 0/0 | 0 | 10.2 | 4 | 1 | 0 | 1 | 9 | 1 | 0 | 0 | .118 | 0 | 0 | 0 | 0 | 0 |
| 12 Chase Carson | 0.00 | 0-0 | 3 | 0 | 0 | 0/1 | 0 | 4.1 | 2 | 0 | 0 | 0 | 8 | 0 | 0 | 0 | .133 | 0 | 1 | 0 | 0 | 0 |
| 25 Trey Baker | 0.00 | 0-0 | 2 | 0 | 0 | 0/1 | 0 | 2.2 | 1 | 0 | 0 | 1 | 6 | 0 | 0 | 0 | .125 | 0 | 1 | 0 | 0 | 1 |
| 38 Trip DoVale | 0.00 | 1-0 | 1 | 1 | 0 | 0/1 | 0 | 2.0 | 1 | 0 | 0 | 0 | 5 | 0 | 0 | 0 | .143 | 0 | 0 | 0 | 0 | 0 |
| 34 Tanner Kaler | 0.00 | 1-0 | 2 | 0 | 0 | 0/1 | 0 | 1.2 | 0 | 0 | 0 | 0 | 3 | 0 | 0 | 0 | .000 | 0 | 1 | 0 | 0 | 0 |
| 54 Matt Garcia | 0.00 | 0-0 | 1 | 0 | 0 | 0/1 | 0 | 0.1 | 0 | 0 | 0 | 0 | 0 | 0 | 0 | 0 | .000 | 0 | 0 | 0 | 0 | 0 |
| 41 Joel Sarver | 1.29 | 0-0 | 3 | 0 | 0 | 0/1 | 0 | 7.0 | 4 | 1 | 1 | 0 | 13 | 3 | 0 | 0 | .160 | 0 | 1 | 0 | 0 | 0 |
| 20 Ed Wagner | 3.00 | 1-0 | 4 | 0 | 0 | 0/0 | 0 | 6.0 | 5 | 2 | 2 | 2 | 8 | 1 | 0 | 1 | .217 | 0 | 1 | 0 | 0 | 0 |
| 35 Andrew Kribbs | 3.38 | 1-0 | 2 | 2 | 0 | 0/0 | 0 | 10.2 | 10 | 4 | 4 | 3 | 14 | 2 | 0 | 1 | .263 | 0 | 1 | 0 | 0 | 1 |
| 40 Mike Szturma | 5.91 | 1-0 | 3 | 3 | 0 | 0/0 | 0 | 10.2 | 14 | 8 | 7 | 3 | 8 | 3 | 0 | 1 | .311 | 0 | 0 | 0 | 0 | 0 |
| 21 Adam Stanton | 11.12 | 0-0 | 5 | 0 | 0 | 0/0 | 0 | 5.2 | 7 | 7 | 7 | 1 | 3 | 4 | 0 | 0 | .318 | 0 | 1 | 0 | 1 | 0 |
| 17 Wesley Jones | 13.50 | 0-0 | 2 | 0 | 0 | 0/0 | 0 | 2.0 | 3 | 3 | 3 | 2 | 2 | 1 | 0 | 0 | .333 | 0 | 0 | 0 | 0 | 0 |
| 55 AJ Camp | 13.50 | 0-0 | 4 | 0 | 0 | 0/0 | 0 | 2.0 | 3 | 3 | 3 | 3 | 2 | 2 | 0 | 1 | .333 | 0 | 0 | 0 | 0 | 0 |
| 11 Connor Maryniak | 13.50 | 0-1 | 1 | 0 | 0 | 0/0 | 0 | 0.2 | 1 | 1 | 1 | 0 | 0 | 0 | 0 | 1 | .333 | 0 | 0 | 0 | 0 | 0 |
| Totals | 3.18 | 8-3 | 11 | 11 | 1 | 2/1 | 2 | 99.0 | 73 | 38 | 35 | 31 | 124 | 19 | 1 | 7 | .209 | 1 | 9 | 0 | 2 | 3 |
| Opponents | 6.16 | 3-8 | 11 | 11 | 0 | 0/0 | 2 | 92.0 | 90 | 68 | 63 | 63 | 114 | 15 | 4 | 11 | .253 | 9 | 20 | 0 | 4 | 4 |

PB - Team (0), Opp (3). Pickoffs - Team (3), Taylor, J. 1, Kribbs 1, Szturma 1. SBA/ATT - Poteet (5-13), Taylor, J. (2-3), Gillespie (0-3), Gunderson (2-2), Kribbs (1-2), Perez (0-1), Jones (1-1), DoVale (1-1), Stanton (0-1), Wagner (1-1), Szturma (0-1), Kaler (1-1).

Record: 2-6 Home: 0-0 Away: 2-6 American: 0-0

| Player | avg | gp-gs | ab | r | h | 2b | 3b | hr | rbi | tb | slg% | bb | hp | so | gdp | ob% | sf | sh | sb-att | po | a | e | fld% |
|--------------------|------|-------|-----|----|----|----|----|----|-----|-----|------|----|----|----|-----|------|----|----|--------|-----|----|---|-------|
| 22 Cody Gunderson | .393 | 8-8 | 28 | 7 | 11 | 3 | 0 | 3 | 7 | 23 | .821 | 4 | 3 | 9 | 1 | .514 | 0 | 0 | 0-0 | 56 | 4 | 1 | .984 |
| 8 Noah Furcht | .375 | 8-8 | 32 | 4 | 12 | 1 | 0 | 2 | 8 | 19 | .594 | 2 | 0 | 9 | 1 | .412 | 0 | 0 | 0-0 | 21 | 1 | 0 | 1.000 |
| 26 Juan Rivera | .313 | 8-4 | 16 | 1 | 5 | 2 | 0 | 0 | 1 | 7 | .438 | 2 | 0 | 1 | 0 | .389 | 0 | 2 | 3-3 | 5 | 0 | 0 | 1.000 |
| 18 Dawson Bryce | .286 | 8-8 | 35 | 3 | 10 | 2 | 0 | 0 | 4 | 12 | .343 | 1 | 1 | 10 | 1 | .324 | 0 | 0 | 0-0 | 8 | 17 | 0 | 1.000 |
| 2 Thad Ector | .250 | 7-6 | 24 | 3 | 6 | 3 | 0 | 0 | 1 | 9 | .375 | 3 | 2 | 9 | 1 | .379 | 0 | 0 | 0-0 | 0 | 0 | 0 | .000 |
| 1 Carson Bayne | .241 | 8-8 | 29 | 5 | 7 | 1 | 0 | 2 | 9 | 14 | .483 | 3 | 1 | 8 | 0 | .333 | 0 | 0 | 0-2 | 14 | 1 | 0 | 1.000 |
| 9 Logan Poteet | .235 | 8-8 | 34 | 5 | 8 | 2 | 0 | 0 | 3 | 10 | .294 | 0 | 1 | 10 | 1 | .257 | 0 | 0 | 0-0 | 75 | 7 | 1 | .988 |
| 14 Chandler Riley | .222 | 8-8 | 36 | 5 | 8 | 1 | 0 | 0 | 1 | 9 | .250 | 2 | 0 | 12 | 0 | .263 | 0 | 0 | 0-0 | 5 | 11 | 0 | 1.000 |
| 11 Connor Maryniak | .154 | 8-8 | 26 | 2 | 4 | 0 | 1 | 1 | 3 | 9 | .346 | 3 | 0 | 9 | 0 | .241 | 0 | 1 | 0-0 | 5 | 9 | 2 | .875 |
| ----- | | | | | | | | | | | | | | | | | | | | | | | |
| 13 Caleb Estes | .231 | 6-4 | 13 | 1 | 3 | 1 | 0 | 0 | 1 | 4 | .308 | 0 | 1 | 1 | 0 | .286 | 0 | 0 | 0-0 | 2 | 1 | 0 | 1.000 |
| 19 Blake Martin | .200 | 3-1 | 5 | 1 | 1 | 0 | 0 | 0 | 1 | 1 | .200 | 0 | 0 | 3 | 0 | .200 | 0 | 0 | 0-0 | 0 | 0 | 0 | .000 |
| 6 Johnny Sutryk | .000 | 5-1 | 4 | 1 | 0 | 0 | 0 | 0 | 0 | 0 | .000 | 2 | 0 | 3 | 0 | .333 | 0 | 0 | 0-0 | 1 | 0 | 0 | 1.000 |
| 23 Spencer Nolan | .000 | 5-0 | 0 | 1 | 0 | 0 | 0 | 0 | 0 | 0 | .000 | 0 | 0 | 0 | 0 | .000 | 0 | 0 | 0-0 | 2 | 0 | 0 | 1.000 |
| Totals | .266 | 8 | 282 | 39 | 75 | 16 | 1 | 8 | 39 | 117 | .415 | 22 | 9 | 84 | 5 | .339 | 0 | 3 | 3-5 | 199 | 60 | 4 | .985 |
| Opponents | .297 | 8 | 263 | 49 | 78 | 16 | 2 | 6 | 45 | 116 | .441 | 35 | 11 | 75 | 1 | .397 | 3 | 6 | 12-15 | 216 | 81 | 2 | .993 |

LOB - Team (61), Opp (70). DPs turned - Team (3), Opp (6). IBB - Team (1), Ector 1, Opp (2). Picked off - Bayne 1.

(Away games Sorted by Earned run avg)

| Player | era | w-l | app | gs | cg | sho | sv | ip | h | r | er | bb | so | 2b | 3b | hr | b/avg | wp | hp | bks | sfa | sha |
|--------------------|-------|-----|-----|----|----|-----|----|------|----|----|----|----|----|----|----|----|-------|----|----|-----|-----|-----|
| 35 Andrew Kribbs | 3.60 | 0-0 | 3 | 3 | 0 | 0/0 | 0 | 10.0 | 12 | 4 | 4 | 6 | 11 | 2 | 0 | 0 | .308 | 1 | 0 | 0 | 0 | 1 |
| 29 Joseph Taylor | 5.00 | 0-1 | 3 | 0 | 0 | 0/0 | 2 | 9.0 | 9 | 5 | 5 | 5 | 9 | 2 | 0 | 1 | .250 | 0 | 1 | 0 | 0 | 1 |
| 20 Ed Wagner | 9.00 | 0-1 | 5 | 0 | 0 | 0/0 | 0 | 8.0 | 7 | 8 | 8 | 6 | 7 | 2 | 0 | 0 | .250 | 2 | 0 | 0 | 2 | 0 |
| 32 Blake Gillespie | 10.12 | 0-1 | 2 | 2 | 0 | 0/0 | 0 | 8.0 | 15 | 9 | 9 | 2 | 12 | 2 | 1 | 2 | .405 | 0 | 0 | 0 | 0 | 1 |
| ----- | | | | | | | | | | | | | | | | | | | | | | |
| 17 Wesley Jones | 0.00 | 1-0 | 2 | 1 | 0 | 0/0 | 0 | 6.0 | 3 | 0 | 0 | 4 | 8 | 0 | 0 | 0 | .158 | 1 | 1 | 0 | 0 | 0 |
| 34 Tanner Kaler | 0.00 | 0-0 | 2 | 0 | 0 | 0/0 | 0 | 1.1 | 1 | 0 | 0 | 2 | 2 | 0 | 0 | 0 | .200 | 0 | 1 | 0 | 0 | 0 |
| 54 Matt Garcia | 0.00 | 0-0 | 1 | 0 | 0 | 0/0 | 0 | 1.0 | 0 | 0 | 0 | 0 | 1 | 0 | 0 | 0 | .000 | 0 | 0 | 0 | 0 | 0 |
| 21 Adam Stanton | 1.42 | 0-1 | 5 | 0 | 0 | 0/0 | 0 | 6.1 | 3 | 1 | 1 | 2 | 6 | 0 | 0 | 0 | .158 | 1 | 2 | 0 | 0 | 2 |
| 55 AJ Camp | 4.26 | 1-0 | 5 | 0 | 0 | 0/0 | 0 | 6.1 | 6 | 3 | 3 | 2 | 9 | 2 | 0 | 0 | .240 | 3 | 1 | 0 | 0 | 1 |
| 40 Mike Szturma | 5.68 | 0-0 | 3 | 1 | 0 | 0/0 | 0 | 6.1 | 5 | 4 | 4 | 2 | 8 | 3 | 0 | 2 | .208 | 0 | 1 | 0 | 0 | 0 |
| 45 Sebastian Perez | 13.50 | 0-0 | 1 | 1 | 0 | 0/0 | 0 | 2.0 | 3 | 3 | 3 | 1 | 1 | 1 | 1 | 0 | .375 | 0 | 0 | 0 | 1 | 0 |
| 41 Joel Sarver | 47.25 | 0-1 | 3 | 0 | 0 | 0/0 | 0 | 1.1 | 7 | 7 | 7 | 1 | 0 | 1 | 0 | 0 | .636 | 0 | 4 | 1 | 0 | 0 |
| 25 Trey Baker | 54.00 | 0-1 | 3 | 0 | 0 | 0/0 | 0 | 0.1 | 2 | 2 | 2 | 2 | 0 | 0 | 0 | 1 | .667 | 0 | 0 | 0 | 0 | 0 |
| 12 Chase Carson | 81.00 | 0-0 | 3 | 0 | 0 | 0/0 | 0 | 0.1 | 5 | 3 | 3 | 0 | 1 | 1 | 0 | 0 | .833 | 0 | 0 | 0 | 0 | 0 |
| Totals | 6.65 | 2-6 | 8 | 8 | 0 | 0/0 | 2 | 66.1 | 78 | 49 | 49 | 35 | 75 | 16 | 2 | 6 | .297 | 8 | 11 | 1 | 3 | 6 |
| Opponents | 4.62 | 6-2 | 8 | 8 | 0 | 0/0 | 3 | 72.0 | 75 | 39 | 37 | 22 | 84 | 16 | 1 | 8 | .266 | 8 | 9 | 1 | 0 | 3 |

PB - Team (0), Opp (1). Pickoffs - Team (0), Opp (1). SBA/ATT - Poteet (11-14), Kribbs (4-5), Wagner (3-3), Camp (1-1), Taylor, J. (1-1), Szturma (1-1), Stanton (0-1), Baker (1-1), Jones (0-1), Gillespie (1-1), Gunderson (1-1).

Charlotte 49ers Baseball App State at Charlotte

Mar 18, 2025 at Charlotte, N.C. (Hayes Stadium)

App State 6 (11-9)

| Player | ab | r | h | rbi | bb | so | po | a | lob |
|------------------------|----|---|---|-----|----|----|----|---|-----|
| Dillon Moquin rf | 5 | 2 | 2 | 1 | 0 | 0 | 1 | 0 | 1 |
| Joseph Zamora 2b | 4 | 1 | 1 | 0 | 1 | 0 | 1 | 3 | 0 |
| Kameron Miller 1b | 3 | 1 | 0 | 0 | 2 | 1 | 6 | 0 | 1 |
| Bret Clements pr | 0 | 0 | 0 | 0 | 0 | 0 | 0 | 0 | 0 |
| Braxton Church dh | 3 | 0 | 0 | 1 | 2 | 2 | 0 | 0 | 0 |
| Tyler Figueroa cf/lf | 3 | 0 | 1 | 1 | 1 | 0 | 0 | 0 | 1 |
| John Kramer lf | 2 | 0 | 0 | 0 | 0 | 1 | 2 | 0 | 0 |
| Charlie Evans ph/cf | 2 | 0 | 0 | 1 | 0 | 1 | 1 | 0 | 2 |
| Tanner McCammon 3b | 4 | 0 | 1 | 1 | 0 | 1 | 0 | 1 | 1 |
| Graham Smiley c | 4 | 1 | 1 | 0 | 0 | 1 | 10 | 1 | 2 |
| Tyler Lichtenberger ss | 4 | 1 | 2 | 0 | 0 | 1 | 3 | 3 | 0 |
| Collin Welch p | 0 | 0 | 0 | 0 | 0 | 0 | 0 | 0 | 0 |
| Conner Barozzino p | 0 | 0 | 0 | 0 | 0 | 0 | 0 | 0 | 0 |
| Cody Little p | 0 | 0 | 0 | 0 | 0 | 0 | 0 | 0 | 0 |
| Jake Beaty p | 0 | 0 | 0 | 0 | 0 | 0 | 0 | 0 | 0 |
| Carter Boyd p | 0 | 0 | 0 | 0 | 0 | 0 | 0 | 0 | 0 |
| Bradley Wilson p | 0 | 0 | 0 | 0 | 0 | 0 | 0 | 0 | 0 |
| Totals | 34 | 6 | 9 | 5 | 6 | 8 | 24 | 8 | 8 |

| Score by Innings | 1 | 2 | 3 | 4 | 5 | 6 | 7 | 8 | 9 | R | H | E |
|------------------|---|---|---|---|---|---|---|---|---|---|----|---|
| App State | 0 | 0 | 1 | 0 | 0 | 3 | 2 | 0 | 0 | 6 | 9 | 2 |
| Charlotte | 6 | 0 | 1 | 0 | 0 | 0 | 0 | 0 | X | 7 | 12 | 1 |

E - Moquin, D(1); Lichtenberge(6); Szturma(1). DP - App State 1; Charlotte 2. LOB - App State 8; Charlotte 11. 2B - Moquin, D(4); Smiley, G(4); Lichtenberge(5); Poteet(4). HR - Gunderson(4); Bayne(5). SF - Figueroa, T(2); Rivera(1). CS - Furcht(2).

| App State | ip | h | r | er | bb | so | ab | bf | np |
|------------------|-----|---|---|----|----|----|----|----|----|
| Collin Welch | 0.1 | 4 | 6 | 6 | 2 | 0 | 5 | 7 | 27 |
| Conner Barozzino | 0.2 | 2 | 0 | 0 | 1 | 1 | 3 | 5 | 20 |
| Cody Little | 3.0 | 2 | 1 | 1 | 0 | 5 | 11 | 11 | 39 |
| Jake Beaty | 1.2 | 3 | 0 | 0 | 1 | 3 | 8 | 9 | 40 |
| Carter Boyd | 2.0 | 1 | 0 | 0 | 2 | 2 | 7 | 9 | 32 |
| Bradley Wilson | 0.1 | 0 | 0 | 0 | 0 | 0 | 1 | 1 | 5 |

Win - Kaler (1-0). Loss - Welch, C (0-1). Save - Taylor, J. (4). WP - Welch, C; Taylor, J.(1). PB - Smiley, G(2). Pitches/strikes: Welch, C 27/13; Barozzino, C 20/13; Little, C 39/25; Beaty, J 40/28; Boyd, C 32/16; Wilson, B 5/3; Szturma 57/37; Kaler 1/1; Jones 28/17; Wagner 22/15; Camp 7/4; Taylor, J. 56/31.

Umpires - HP: David Mabe 1B: Warren Knepp 3B: Gary Keller
Start: 6:06 pm Time: 3:26 Attendance: 1030
Weather: 73, sunny, wind rf to lf 8 mph
Jones faced 3 batters in the 6th.
Camp faced 2 batters in the 7th.

Charlotte 49ers Baseball Charlotte at UNCW (Game 1)

Mar 15, 2025 at Wilmington, N.C. (Brooks Field)

Charlotte 5 (9-8)

| Player | ab | r | h | rbi | bb | so | po | a | lob |
|--------------------|----|---|---|-----|----|----|----|---|-----|
| Chandler Riley 2b | 4 | 1 | 2 | 1 | 1 | 1 | 1 | 0 | 0 |
| Thad Ector dh | 4 | 0 | 0 | 0 | 1 | 0 | 0 | 0 | 2 |
| Logan Poteet c | 5 | 0 | 1 | 0 | 1 | 0 | 2 | 9 | 1 |
| Cody Gunderson 1b | 3 | 0 | 2 | 0 | 2 | 1 | 5 | 1 | 0 |
| Dawson Bryce 3b | 4 | 0 | 0 | 1 | 0 | 2 | 1 | 4 | 2 |
| Noah Furcht rf | 5 | 1 | 1 | 0 | 0 | 1 | 3 | 0 | 4 |
| Carson Bayne cf | 3 | 2 | 1 | 0 | 1 | 0 | 1 | 0 | 1 |
| Juan Rivera lf | 2 | 0 | 2 | 1 | 1 | 0 | 4 | 0 | 0 |
| Spencer Nolan if | 2 | 0 | 0 | 0 | 0 | 0 | 1 | 0 | 0 |
| Connor Maryniak ss | 2 | 0 | 0 | 0 | 0 | 1 | 1 | 0 | 1 |
| Johnny Sutryk ph | 0 | 1 | 0 | 0 | 1 | 0 | 0 | 0 | 0 |
| Caleb Estes ss | 1 | 0 | 0 | 1 | 0 | 0 | 0 | 0 | 0 |
| Andrew Kribbs p | 0 | 0 | 0 | 0 | 0 | 0 | 1 | 0 | 0 |
| Wesley Jones p | 0 | 0 | 0 | 0 | 0 | 0 | 0 | 0 | 0 |
| Joseph Taylor p | 0 | 0 | 0 | 0 | 0 | 0 | 0 | 0 | 0 |
| Totals | 33 | 5 | 9 | 5 | 7 | 8 | 27 | 6 | 10 |

| Score by Innings | 1 | 2 | 3 | 4 | 5 | 6 | 7 | 8 | 9 | R | H | E |
|------------------|---|---|---|---|---|---|---|---|---|---|----|---|
| Charlotte | 0 | 0 | 0 | 0 | 0 | 0 | 4 | 1 | 0 | 5 | 9 | 0 |
| UNCW | 1 | 0 | 1 | 0 | 0 | 0 | 0 | 0 | 0 | 2 | 12 | 0 |

DP - UNCW 2. LOB - CLT 10; UNCW 14. 2B - Riley(2); Rivera 2(3); T. Lucas(6). HBP - Bryce. SH - Rivera(3). SB - Rivera(3); Ke. Jones(4); T. Lucas(2); A. DeMartino(3). CS - T. Thach(1).

| Charlotte | ip | h | r | er | bb | so | ab | bf | np |
|---------------|-----|---|---|----|----|----|----|----|----|
| Andrew Kribbs | 3.0 | 4 | 2 | 2 | 2 | 3 | 13 | 15 | 64 |
| Wesley Jones | 3.0 | 3 | 0 | 0 | 2 | 3 | 11 | 13 | 54 |
| Joseph Taylor | 3.0 | 5 | 0 | 0 | 1 | 3 | 14 | 15 | 55 |

Win - Jones (1-0). Loss - B. Cox (0-1). Save - Taylor, J. (3). WP - Kribbs(1); T. Baker(3). HBP - by T. Baker (Bryce). Pitches/strikes: Kribbs 64/36; Jones 54/32; Taylor, J. 55/37; C. Marshburn 86/50; B. Cox 14/7; T. Baker 52/31.

Umpires - HP: Michael Snover 1B: Kirk Domanick 3B: Richard Riley
Start: 2:00 pm Time: 3:02 Attendance:
Weather: 72 | Sunny
C. Marshburn faced 2 batters in the 7th.

Charlotte 7 (10-9)

| Player | ab | r | h | rbi | bb | so | po | a | lob |
|---------------------|----|---|----|-----|----|----|----|----|-----|
| Chandler Riley 2b | 5 | 1 | 3 | 1 | 0 | 0 | 2 | 3 | 2 |
| Thad Ector dh | 4 | 0 | 0 | 0 | 1 | 1 | 0 | 0 | 1 |
| Cody Gunderson 1b | 5 | 1 | 2 | 0 | 0 | 1 | 10 | 1 | 3 |
| Logan Poteet c | 4 | 1 | 2 | 0 | 1 | 1 | 8 | 1 | 0 |
| Dawson Bryce 3b | 4 | 1 | 1 | 0 | 1 | 3 | 0 | 1 | 0 |
| Noah Furcht rf | 5 | 1 | 1 | 0 | 2 | 2 | 0 | 2 | 2 |
| Carson Bayne cf | 3 | 2 | 1 | 1 | 2 | 1 | 0 | 3 | 0 |
| Spencer Nolan cf/lf | 0 | 0 | 0 | 0 | 0 | 0 | 1 | 0 | 0 |
| Juan Rivera lf | 3 | 0 | 1 | 1 | 0 | 1 | 1 | 0 | 0 |
| Reid Haire cf | 0 | 0 | 0 | 0 | 0 | 0 | 0 | 0 | 0 |
| Connor Maryniak ss | 2 | 0 | 1 | 1 | 2 | 0 | 2 | 5 | 0 |
| Mike Szturma p | 0 | 0 | 0 | 0 | 0 | 0 | 0 | 1 | 0 |
| Tanner Kaler p | 0 | 0 | 0 | 0 | 0 | 0 | 0 | 0 | 0 |
| Wesley Jones p | 0 | 0 | 0 | 0 | 0 | 0 | 0 | 0 | 0 |
| Ed Wagner p | 0 | 0 | 0 | 0 | 0 | 0 | 0 | 0 | 0 |
| AJ Camp p | 0 | 0 | 0 | 0 | 0 | 0 | 0 | 0 | 0 |
| Joseph Taylor p | 0 | 0 | 0 | 0 | 0 | 0 | 0 | 0 | 0 |
| Totals | 35 | 7 | 12 | 7 | 6 | 11 | 27 | 12 | 11 |

| Score by Innings | 1 | 2 | 3 | 4 | 5 | 6 | 7 | 8 | 9 | R | H | E |
|------------------|---|---|---|---|---|---|---|---|---|---|----|---|
| Charlotte | 0 | 0 | 1 | 0 | 0 | 3 | 2 | 0 | 0 | 6 | 9 | 2 |
| UNCW | 6 | 0 | 1 | 0 | 0 | 0 | 0 | X | 0 | 7 | 12 | 1 |

Charlotte 4 (9-9)

| Player | ab | r | h | rbi | bb | so | po | a | lob |
|--------------------|----|---|---|-----|----|----|----|---|-----|
| Juan Rivera lf | 5 | 1 | 1 | 0 | 0 | 1 | 1 | 0 | 1 |
| Chandler Riley 2b | 5 | 0 | 1 | 0 | 0 | 2 | 2 | 1 | 0 |
| Thad Ector dh | 4 | 1 | 0 | 0 | 1 | 2 | 0 | 0 | 0 |
| Cody Gunderson c | 3 | 1 | 1 | 1 | 1 | 6 | 1 | 1 | 1 |
| Logan Poteet 1b | 4 | 0 | 1 | 0 | 1 | 6 | 0 | 0 | 0 |
| Dawson Bryce 3b | 4 | 1 | 2 | 1 | 0 | 1 | 1 | 1 | 2 |
| Carson Bayne cf | 4 | 0 | 1 | 0 | 0 | 2 | 5 | 0 | 0 |
| Noah Furcht rf | 3 | 0 | 2 | 1 | 1 | 1 | 3 | 0 | 0 |
| Connor Maryniak ss | 3 | 0 | 0 | 0 | 0 | 0 | 0 | 1 | 2 |
| Johnny Sutryk ph | 1 | 0 | 0 | 0 | 0 | 1 | 0 | 0 | 2 |
| Caleb Estes ss | 0 | 0 | 0 | 0 | 0 | 0 | 0 | 1 | 0 |
| Sebastian Perez p | 0 | 0 | 0 | 0 | 0 | 0 | 0 | 1 | 0 |
| Chase Carson p | 0 | 0 | 0 | 0 | 0 | 0 | 0 | 0 | 0 |
| Ed Wagner p | 0 | 0 | 0 | 0 | 0 | 0 | 0 | 1 | 0 |
| Adam Stanton p | 0 | 0 | 0 | 0 | 0 | 0 | 0 | 1 | 0 |
| Tanner Kaler p | 0 | 0 | 0 | 0 | 0 | 0 | 0 | 0 | 0 |
| Joel Sarver p | 0 | 0 | 0 | 0 | 0 | 0 | 0 | 0 | 0 |
| Mike Szturma p | 0 | 0 | 0 | 0 | 0 | 0 | 0 | 0 | 0 |
| Totals | 36 | 4 | 9 | 4 | 3 | 12 | 24 | 8 | 8 |

| Score by Innings | 1 | 2 | 3 | 4 | 5 | 6 | 7 | 8 | 9 | R | H | E |
|------------------|---|---|---|---|---|---|---|---|---|---|---|---|
| Charlotte | 0 | 1 | 1 | 0 | 2 | 0 | 0 | 0 | 0 | 4 | 9 | 0 |
| UNCW | 0 | 1 | 2 | 0 | 2 | 0 | 0 | 1 | X | 6 | 8 | 1 |

E - T. Lucas(5). DP - CLT 1. LOB - CLT 8; UNCW 6. 2B - Gunderson(4); Ke. Jones(3); B. Thompson(1). 3B - A. DeMartino(2). HBP - T. Lucas; B. Thornton. SH - Ke. Jones(3); B. Arendt(3). SF - B. Arendt(1). SB - Rivera(4); A. DeMartino(4).

| Charlotte | ip | h | r | er | bb | so | ab | bf | np |
|-----------------|-----|---|---|----|----|----|----|----|----|
| Sebastian Perez | 2.0 | 3 | 3 | 3 | 1 | 1 | 8 | 10 | 40 |
| Chase Carson | 0.0 | 1 | 0 | 0 | 0 | 0 | 1 | 1 | 2 |
| Ed Wagner | 2.0 | 1 | 2 | 2 | 1 | 1 | 6 | 7 | 30 |
| Adam Stanton | 1.1 | 1 | 0 | 0 | 1 | 0 | 3 | 7 | 14 |
| Tanner Kaler | 1.1 | 0 | 0 | 0 | 0 | 2 | 4 | 5 | 20 |
| Joel Sarver | 0.1 | 1 | 1 | 0 | 0 | 0 | 2 | 2 | 3 |
| Mike Szturma | 1.0 | 1 | 0 | 0 | 0 | 2 | 4 | 4 | 22 |

Win - C. Bagwell (3-0). Loss - Wagner (1-1). Save - C. Phelan (1). WP - C. Allen(2). HBP - by Stanton (B. Thornton); by Kaler (T. Lucas). BK - C. Bagwell(1). Pitches/strikes: Perez 40/26; Carson 2/1; Wagner 30/19; Stanton 14/11; Kaler 20/12; Sarver 3/2; Szturma 22/14; C. Bagwell 85/58; C. Allen 47/32; C. Phelan 19/14.

Umpires - HP: Kirk Domanick 1B: Richard Riley 3B: Michael Snover
Start: 5:50 pm Time: 3:08 Attendance: 1753
Perez faced 2 batters in the 3rd.
Carson faced 1 batter in the 3rd.
Wagner faced 2 batters in the 5th.
Sarver faced 1 batter in the 8th.

Charlotte 49ers Baseball Charlotte at UNCW

Mar 14, 2025 at Wilmington, N.C. (Brooks Field)

Charlotte 4 (8-8)

| Player | ab | r | h | rbi | bb | so | po | a | lob |
|--------------------|----|---|----|-----|----|----|----|---|-----|
| Chandler Riley 2b | 5 | 0 | 2 | 0 | 0 | 1 | 1 | 2 | 0 |
| Thad Ector dh | 4 | 0 | 1 | 0 | 1 | 0 | 0 | 0 | 0 |
| Dawson Bryce 3b | 4 | 0 | 1 | 0 | 1 | 2 | 0 | 3 | 2 |
| Cody Gunderson 1b | 5 | 1 | 1 | 0 | 0 | 7 | 0 | 4 | 0 |
| Noah Furcht rf | 4 | 0 | 1 | 0 | 0 | 2 | 2 | 0 | 0 |
| Logan Poteet c | 4 | 1 | 2 | 0 | 0 | 1 | 11 | 1 | 0 |
| Carson Bayne cf | 3 | 1 | 1 | 3 | 1 | 0 | 1 | 0 | 1 |
| Caleb Estes lf | 2 | 0 | 0 | 0 | 0 | 0 | 1 | 0 | 0 |
| Juan Rivera pr/lf | 1 | 0 | 1 | 0 | 0 | 0 | 0 | 0 | 0 |
| Connor Maryniak ss | 3 | 1 | 1 | 1 | 0 | 1 | 1 | 1 | 2 |
| Blake Martin ph | 1 | 0 | 0 | 0 | 0 | 0 | 0 | 0 | 0 |
| Blake Gillespie p | 0 | 0 | 0 | 0 | 0 | 0 | 0 | 1 | 0 |
| Ed Wagner p | 0 | 0 | 0 | 0 | 0 | 0 | 0 | 0 | 0 |
| AJ Camp p | 0 | 0 | 0 | 0 | 0 | 0 | 0 | 0 | 0 |
| Trey Baker p | 0 | 0 | 0 | 0 | 0 | 0 | 0 | 0 | 0 |
| Tanner Kaler p | 0 | 0 | 0 | 0 | 0 | 0 | 0 | 0 | 0 |
| Adam Stanton p | 0 | 0 | 0 | 0 | 0 | 0 | 0 | 0 | 0 |
| Matt Garcia p | 0 | 0 | 0 | 0 | 0 | 0 | 0 | 0 | 0 |
| Totals | 36 | 4 | 11 | 4 | 2 | 8 | 24 | 8 | 9 |

| Score by Innings | 1 | 2 | 3 | 4 | 5 | 6 | 7 | 8 | 9 | R | H | E |
|------------------|---|---|---|---|---|---|---|---|---|----|----|---|
| Charlotte | 0 | 0 | 0 | 4 | 0 | 0 | 0 | 0 | 0 | 4 | 11 | 1 |
| UNCW | 0 | 0 | 0 | 0 | 6 | 3 | 2 | 0 | X | 11 | 13 | 0 |

E - Maryniak(4). DP - UNCW 2. LOB - CLT 9; UNCW 9. 2B - Ke. Jones(2); B. Arendt(3). 3B - T. Thach(1). HR - Bayne(4); Maryniak(2); M. Zelenka(1). HBP - Ector; Estes. SH - Novobilsky(1). SB - Ke. Jones(3); A. DeMartino(2); B. Arendt 2(5); M. Gillespie 2(2).

| Charlotte | ip | h | r | er | bb | so | ab | bf | np |
|-----------------|-----|---|---|----|----|----|----|----|----|
| Blake Gillespie | 4.0 | 9 | 6 | 6 | 1 | 7 | 20 | 22 | 83 |
| Ed Wagner | 1.1 | 2 | 3 | 3 | 2 | 1 | 6 | 8 | 21 |
| AJ Camp | 1.1 | 1 | 1 | 1 | 1 | 2 | 5 | 6 | 26 |
| Trey Baker | 0.0 | 0 | 1 | 1 | 1 | 0 | 0 | 1 | 5 |
| Tanner Kaler | 0.0 | 1 | 0 | 0 | 2 | 0 | 1 | 3 | 17 |
| Adam Stanton | 0.1 | 0 | 0 | 0 | 0 | 1 | 1 | 1 | 4 |
| Matt Garcia | 1.0 | 0 | 0 | 0 | 0 | 1 | 3 | 3 | 13 |



CARSON BAYNE

#1 • OUTFIELDER

| YEAR | HEIGHT | WEIGHT | B/T |
|------|--------|--------|-----|
| SR | 5-11 | 185 | R/R |

| HOMETOWN | HIGH SCHOOL |
|--------------------|-------------|
| JACKSONVILLE, FLA. | SANDALWOOD |

| TRANSFER FROM |
|----------------------------|
| COLLEGE OF CENTRAL FLORIDA |

[X @CARSONBAYNE](#) [@CARSONBAYNE](#)

SEASON STATS

| AVG/OBP/SLG | AB | R | H | RBI | BB | SO | 1B | 2B | 3B | HR | SB |
|----------------|----|----|----|-----|----|----|----|----|----|----|----|
| .235/.342/.529 | 68 | 10 | 16 | 25 | 8 | 21 | 7 | 3 | 1 | 5 | 0 |

LAST GAME PLAYED

OPPONENT

APP STATE

LOCATION

CHARLOTTE, N.C.

RESULT

W, 7-6

DATE

MARCH 18, 2025

STARTING CENTER FIELDER

| | | |
|---------|-------|------------|
| 3 | 1 | 2 |
| AT BATS | HITS | RUNS |
| 1 | 1 | 2 |
| RBI | WALKS | STRIKEOUTS |

SEASON HIGHS

| | | | | |
|------|---|-----------|---------------------|------|
| AB: | 5 | | Old Dominion..... | 2/21 |
| R: | 2 | 2x, last: | App State..... | 3/18 |
| H: | 2 | 2x, last: | at #4 Arkansas..... | 2/28 |
| RBI: | 3 | 3x, last: | at UNCW..... | 3/14 |
| SB: | | | N/A | |
| BB: | 2 | | Longwood..... | 2/25 |

CAREER HIGHS

| | | | | |
|------|---|-----------|--------------------------------|---------|
| AB: | 6 | 2x, last: | vs. UTSA (AAC Championships) | 5/21/24 |
| R: | 3 | 2x, last: | vs. UTSA (AAC Championships) | 5/21/24 |
| H: | 5 | | vs. UTSA (AAC Championships) | 5/21/24 |
| RBI: | 6 | 2x, last: | at UAB | 4/27/24 |
| SB: | 1 | 6x, last: | vs. Tulane (AAC Championships) | 5/24/24 |
| BB: | 3 | | Davidson | 2/20/24 |

HITTING STREAKS

CURRENT

5 Games

LONGEST

9 Games 3/2/24.....3/16/24

ON BASE STREAKS

CURRENT

5 Games

LONGEST

9 Games 3/2/24.....3/16/24

GAMES WITH...

| | 2025 | CAREER |
|---------------|------|--------|
| Multiple Hits | 2 | 19 |
| 3+ Hits | 0 | 5 |
| Multiple RBI | 7 | 17 |
| 3+ RBI | 3 | 9 |
| Multiple HRs | 0 | 1 |

BAYNE'S CAREER STATS

| SEASON | AVG | GP-GS | AB | R | H | 2B | 3B | HR | RBI | SLG% | BB | HBP | SO | GDP | OB% | SF | SH | SB | PO | A | E | FLD% |
|--------|------|-------|-----|----|----|----|----|----|-----|------|----|-----|----|-----|------|----|----|----|-----|---|---|-------|
| 2024 | .299 | 58-57 | 214 | 42 | 64 | 12 | 3 | 13 | 47 | .565 | 18 | 6 | 52 | 9 | .364 | 4 | 0 | 6 | 97 | 4 | 3 | .971 |
| 2025 | .235 | 19-19 | 68 | 10 | 16 | 3 | 1 | 5 | 25 | .529 | 8 | 3 | 21 | 1 | .342 | 0 | 0 | 0 | 33 | 2 | 0 | 1.000 |
| CAREER | .284 | 77-76 | 282 | 52 | 80 | 15 | 4 | 18 | 72 | .557 | 26 | 9 | 73 | 10 | .358 | 4 | 0 | 6 | 130 | 6 | 3 | .978 |



THAD ECTOR

#2 • OUTFIELDER

| YEAR | HEIGHT | WEIGHT | B/T |
|------|--------|--------|-----|
| SR | 6-2 | 215 | S/R |

| HOMETOWN | HIGH SCHOOL |
|-------------|-------------|
| TYRONE, GA. | STARS MILL |

| TRANSFER FROM |
|---|
| SOUTH CAROLINA/COLLEGE OF CENTRAL FLORIDA |

[X @THADDEUSECTOR](#) [@THADDEUSECTOR_](#)

SEASON STATS

| AVG/OBP/SLG | AB | R | H | RBI | BB | SO | 1B | 2B | 3B | HR | SB |
|----------------|----|----|----|-----|----|----|----|----|----|----|----|
| .317/.451/.610 | 41 | 10 | 13 | 6 | 7 | 13 | 5 | 6 | 0 | 2 | 2 |

LAST GAME PLAYED

OPPONENT

APP STATE

LOCATION

CHARLOTTE, N.C.

RESULT

W, 7-6

DATE

MARCH 18, 2025

STARTING DH

| | | |
|---------|-------|------------|
| 4 | 0 | 0 |
| AT BATS | HITS | RUNS |
| 0 | 1 | 1 |
| RBI | WALKS | STRIKEOUTS |

SEASON HIGHS

| | | | | |
|------|---|-----------|--------------|------|
| AB: | 4 | 6x, last: | App State | 3/18 |
| R: | 3 | 2x, last: | Davidson | 3/12 |
| H: | 3 | 2x, last: | at App State | 3/11 |
| RBI: | 4 | | Davidson | 3/12 |
| SB: | 2 | | Davidson | 3/12 |
| BB: | 1 | 7, last: | App State | 3/18 |

CAREER HIGHS

| | | | | |
|------|---|-----------|---------------------|---------|
| AB: | 5 | | West Virginia | 2/25/24 |
| R: | 5 | | UNCW | 3/15/24 |
| H: | 3 | 3x, last: | at App State | 3/11/25 |
| RBI: | 5 | | UNCW | 3/15/24 |
| SB: | 2 | 3x, last: | Davidson | 3/12/25 |
| BB: | 4 | | at Florida Atlantic | 3/24/24 |

HITTING STREAKS

CURRENT

LONGEST

9 Games 2/18/24.....3/2/24

ON BASE STREAKS

CURRENT

9 Games

LONGEST

15 Games 3/12/24.....4/9/24

GAMES WITH...

| | 2025 | CAREER |
|---------------|------|--------|
| Multiple Hits | 4 | 14 |
| 3+ Hits | 2 | 3 |
| Multiple RBI | 1 | 5 |
| 3+ RBI | 1 | 3 |
| Multiple HRs | 0 | 1 |

ECTOR'S CAREER STATS

| SEASON | AVG | GP-GS | AB | R | H | 2B | 3B | HR | RBI | SLG% | BB | HBP | SO | GDP | OB% | SF | SH | SB | PO | A | E | FLD% |
|-----------|------|-------|-----|----|----|----|----|----|-----|------|----|-----|----|-----|------|----|----|----|-----|-----|-----|-------|
| 2022 (SC) | .067 | 18-3 | 15 | 3 | 1 | 0 | 0 | 0 | 2 | .067 | 2 | 0 | 7 | 1 | .167 | 1 | 0 | 3 | 1 | 0 | 0 | 1.000 |
| 2024 | .289 | 46-37 | 128 | 34 | 37 | 4 | 1 | 4 | 20 | .430 | 29 | 7 | 33 | 4 | .442 | 1 | 0 | 7 | 33 | 1 | 1 | .971 |
| 2025 | .317 | 14-11 | 41 | 10 | 13 | 6 | 0 | 2 | 6 | .610 | 7 | 3 | 13 | 1 | .451 | 0 | 1 | 2 | --- | --- | --- | --- |
| CAREER | .277 | 78-51 | 184 | 47 | 51 | 10 | 1 | 6 | 28 | .440 | 38 | 10 | 53 | 6 | .423 | 2 | 1 | 12 | 34 | 1 | 1 | .972 |



DANTE DeFRANCO

#3 • INFILDER

| YEAR | HEIGHT | WEIGHT | B/T |
|--------------------|--------|-------------|-----|
| GR | 5-10 | 185 | R/R |
| HOMETOWN | | HIGH SCHOOL | |
| HILLSBOROUGH, N.C. | | ORANGE | |

✉ @DANTE_DEF FRANCO3 📷 DANTE3DEF FRANCO

SEASON STATS

| AVG/OBP/SLG | AB | R | H | RBI | BB | SO | 1B | 2B | 3B | HR | SB |
|----------------|----|---|---|-----|----|----|----|----|----|----|----|
| .000/.333/.000 | 2 | 0 | 0 | 0 | 1 | 2 | 0 | 0 | 0 | 0 | 0 |

LAST GAME PLAYED

OPPONENT
OLD DOMINION
LOCATION
CHARLOTTE, N.C.
RESULT
L, 2-4
DATE
FEB. 22, 2025
DEFENSIVE REPLACEMENT

| 0 | 0 | 0 |
|---------|-------|------------|
| AT BATS | HITS | RUNS |
| 0 | 0 | 0 |
| RBI | WALKS | STRIKEOUTS |

SEASON HIGHS

| | | | | |
|------|---|-----------|------------------|------|
| AB: | 1 | 2x, last: | Old Dominion | 2/21 |
| R: | | | N/A | |
| H: | | | N/A | |
| RBI: | | | N/A | |
| SB: | | | N/A | |
| BB: | 1 | | Northeastern, G2 | 2/14 |

CAREER HIGHS

| | | | | |
|------|---|-----------|--|---------|
| AB: | 6 | | at Rice | 4/16/23 |
| R: | 3 | | at Florida Atlantic, G1 | 3/23/24 |
| H: | 5 | | at Louisiana Tech | 3/18/23 |
| RBI: | 3 | 3x, last: | vs. Florida Atlantic (AAC Championships) | 5/21/24 |
| SB: | 1 | 7x, last: | at UAB | 4/27/24 |
| BB: | 3 | | at Rice | 4/15/23 |

HITTING STREAKS

CURRENT

| LONGEST | START | END |
|---------|---------|---------|
| 6 Games | 5/11/24 | 5/21/24 |

ON BASE STREAKS

CURRENT

| LONGEST | START | END |
|---------|---------|---------|
| 9 Games | 5/11/24 | 2/14/25 |

GAMES WITH...

| | 2025 | CAREER |
|---------------|------|--------|
| Multiple Hits | 0 | 15 |
| 3+ Hits | 0 | 3 |
| Multiple RBI | 0 | 6 |
| 3+ RBI | 0 | 3 |
| Multiple HRs | 0 | 0 |

DeFRANCO'S CAREER STATS

| SEASON | AVG | GP-GS | AB | R | H | 2B | 3B | HR | RBI | SLG% | BB | HBP | SO | GDP | OB% | SF | SH | SB | PO | A | E | FLD% |
|--------|------|--------|-----|----|----|----|----|----|-----|------|----|-----|----|-----|------|----|----|----|-----|-----|-----|-------|
| 2022 | .222 | 20-0 | 9 | 2 | 2 | 0 | 0 | 0 | 1 | .222 | 0 | 0 | 3 | 0 | .222 | 0 | 0 | 0 | 1 | 3 | 0 | 1.000 |
| 2023 | .247 | 44-30 | 85 | 15 | 21 | 6 | 0 | 0 | 9 | .318 | 16 | 0 | 35 | 0 | .366 | 0 | 3 | 3 | 55 | 29 | 3 | .966 |
| 2024 | .259 | 55-40 | 143 | 25 | 37 | 8 | 3 | 1 | 18 | .378 | 13 | 4 | 36 | 0 | .388 | 0 | 5 | 4 | 60 | 90 | 5 | .968 |
| 2025 | .000 | 3-1 | 2 | 0 | 0 | 0 | 0 | 0 | 0 | .000 | 1 | 0 | 2 | 0 | .333 | 0 | 0 | 0 | --- | --- | --- | --- |
| CAREER | .252 | 122-71 | 239 | 42 | 60 | 14 | 3 | 1 | 28 | .347 | 30 | 4 | 76 | 0 | .344 | 0 | 8 | 7 | 116 | 122 | 8 | .967 |



JOHNNY SUTRYK

#6 • OUTFILDER

(SOO-TRICK)

| YEAR | HEIGHT | WEIGHT | B/T |
|---------------------|--------|-------------|-----|
| SO | 6-1 | 215 | R/R |
| HOMETOWN | | HIGH SCHOOL | |
| VIRGINIA BEACH, VA. | | IMG ACADEMY | |

✉ @JSUTRYK 📷 JOHNNY.SUTRYK

SEASON STATS

| AVG/OBP/SLG | AB | R | H | RBI | BB | SO | 1B | 2B | 3B | HR | SB |
|----------------|----|---|---|-----|----|----|----|----|----|----|----|
| .000/.273/.000 | 16 | 3 | 0 | 2 | 6 | 8 | 0 | 0 | 0 | 0 | 1 |

LAST GAME PLAYED

OPPONENT
UNCW
LOCATION
WILMINGTON, N.C.
RESULT
L, 4-6
DATE
MARCH 15, 2025 - G2
PINCH HITTER

| 1 | 0 | 0 |
|---------|-------|------------|
| AT BATS | HITS | RUNS |
| 0 | 0 | 1 |
| RBI | WALKS | STRIKEOUTS |

SEASON HIGHS

| | | | | |
|------|---|-----------|------------------|------|
| AB: | 4 | | Northeastern, G2 | 2/14 |
| R: | 1 | 3x, last: | at UNCW, G1 | 3/15 |
| H: | | | N/A | |
| RBI: | 1 | 2x, last: | James Madison | 3/8 |
| SB: | 1 | | Old Dominion | 2/23 |
| BB: | 1 | 6x, last: | at UNCW, G2 | 3/15 |

CAREER HIGHS

| | | | | |
|------|---|------------|-------------|---------|
| AB: | 6 | | at UAB | 4/27/24 |
| R: | 1 | 14x, LAST: | AT UNCW, G1 | 3/15/25 |
| H: | 2 | 4x, last: | at Winthrop | 4/23/24 |
| RBI: | 3 | 3x, LAST: | UNCW | 3/15/24 |
| SB: | 2 | | Winthrop | 3/12/24 |
| BB: | 1 | 11x, LAST: | AT UNCW, G1 | 3/15/25 |

HITTING STREAKS

CURRENT

| LONGEST | START | END |
|---------|---------|--------|
| 5 Games | 2/20/24 | 3/1/24 |

ON BASE STREAKS

CURRENT

| LONGEST | START | END |
|--------------------|---------|---------|
| 5 Games, 2x, last: | 3/12/24 | 3/20/24 |

GAMES WITH...

| | 2025 | CAREER |
|---------------|------|--------|
| Multiple Hits | 0 | 4 |
| 3+ Hits | 0 | 0 |
| Multiple RBI | 0 | 6 |
| 3+ RBI | 0 | 3 |
| Multiple HRs | 0 | 0 |

SUTRYK'S CAREER STATS

| SEASON | AVG | GP-GS | AB | R | H | 2B | 3B | HR | RBI | SLG% | BB | HBP | SO | GDP | OB% | SF | SH | SB | PO | A | E | FLD% |
|--------|------|-------|-----|----|----|----|----|----|-----|------|----|-----|----|-----|------|----|----|----|----|---|---|------|
| 2024 | .253 | 40-26 | 91 | 12 | 23 | 5 | 1 | 4 | 20 | .462 | 5 | 5 | 41 | 0 | .327 | 0 | 0 | 4 | 43 | 2 | 2 | .957 |
| 2025 | .000 | 15-3 | 16 | 3 | 0 | 0 | 0 | 0 | 2 | .000 | 6 | 0 | 8 | 0 | .273 | 0 | 1 | 1 | 10 | 0 | 1 | .909 |
| CAREER | .217 | 55-29 | 107 | 15 | 23 | 5 | 1 | 4 | 22 | .393 | 11 | 5 | 49 | 0 | .317 | 0 | 1 | 5 | 53 | 2 | 3 | .948 |



NOAH FURCHT #8 • OUTFIELDER

| YEAR | HEIGHT | WEIGHT | B/T |
|------|--------|--------|-----|
| SR | 6-1 | 215 | R/R |

| HOMETOWN | HIGH SCHOOL |
|-------------|-------------|
| Esko, Minn. | Esko |

| TRANSFER FROM |
|---------------|
| Kirkwood CC |

✉ @NOAH_FURCHT20 📷 @NOAH_FURCHT19

SEASON STATS

| AVG/OBP/SLG | AB | R | H | RBI | BB | SO | 1B | 2B | 3B | HR | SB |
|----------------|----|----|----|-----|----|----|----|----|----|----|----|
| .282/.373/.451 | 71 | 14 | 20 | 13 | 9 | 25 | 15 | 1 | 1 | 3 | 1 |

LAST GAME PLAYED

OPPONENT

APP STATE

LOCATION
CHARLOTTE, N.C.

RESULT

W, 7-6

DATE

MARCH 18, 2025

STARTING RIGHT FIELDER

| 5 | 1 | 1 |
|---------|-------|------------|
| AT BATS | HITS | RUNS |
| 1 | 0 | 2 |
| RBI | WALKS | STRIKEOUTS |

SEASON HIGHS

| | | | |
|------|---|--------------------------|------|
| AB: | 6 | Old Dominion | 2/21 |
| R: | 4 | Davidson | 3/12 |
| H: | 3 | 2x, last: at #4 Arkansas | 3/1 |
| RBI: | 2 | 3x, last: at #4 Arkansas | 3/1 |
| SB: | 1 | Davidson | 3/12 |
| BB: | 3 | Davidson | 3/12 |

CAREER HIGHS

| | | | |
|------|---|------------------------|---------|
| AB: | 6 | 3x, last: Old Dominion | 2/21/25 |
| R: | 4 | Davidson | 3/12/25 |
| H: | 4 | Rice, G1 | 5/3/24 |
| RBI: | 3 | 3x, last: Rice, G1 | 5/3/24 |
| SB: | 1 | 5x, last: Davidson | 3/12/25 |
| BB: | 3 | Davidson | 3/12/25 |

HITTING STREAKS

CURRENT

5 Games

LONGEST

5 Games, 5x, last: 3/12/25

ON BASE STREAKS

CURRENT

5 Games

LONGEST

11 Games

GAMES WITH...

| | 2025 | CAREER |
|---------------|------|--------|
| Multiple Hits | 5 | 21 |
| 3+ Hits | 2 | 6 |
| Multiple RBI | 3 | 13 |
| 3+ RBI | 0 | 3 |
| Multiple HRs | 0 | 0 |

FURCHT'S CAREER STATS

| SEASON | AVG | GP-GS | AB | R | H | 2B | 3B | HR | RBI | SLG% | BB | HBP | SO | GDP | OB% | SF | SH | SB | PO | A | E | FLD% |
|--------|------|-------|-----|----|----|----|----|----|-----|------|----|-----|----|-----|------|----|----|----|----|----|----|------|
| 2024 | .302 | 55-48 | 189 | 35 | 57 | 10 | 0 | 6 | 35 | .450 | 24 | 7 | 46 | 2 | .396 | 2 | 0 | 4 | 40 | 56 | 10 | .906 |
| 2025 | .282 | 19-18 | 71 | 14 | 20 | 1 | 1 | 3 | 13 | .451 | 9 | 2 | 25 | 1 | .373 | 1 | 0 | 1 | 70 | 57 | 10 | .927 |
| CAREER | .296 | 74-66 | 260 | 49 | 77 | 11 | 1 | 9 | 48 | .450 | 33 | 9 | 71 | 3 | .390 | 3 | 0 | 5 | 70 | 57 | 10 | .927 |



LOGAN POTEET #9 • CATCHER

(POTEET)

| YEAR | HEIGHT | WEIGHT | B/T |
|------|--------|--------|-----|
| R-SO | 6-1 | 215 | R/R |

| HOMETOWN | HIGH SCHOOL |
|---------------------|-------------|
| VIRGINIA BEACH, VA. | IMG ACADEMY |

| TRANSFER FROM |
|---------------|
| VANDERBILT |

✉ @LOGAN5POTEET 📷 @LOGAN.POTEET

SEASON STATS

| AVG/OBP/SLG | AB | R | H | RBI | BB | SO | 1B | 2B | 3B | HR | SB |
|----------------|----|----|----|-----|----|----|----|----|----|----|----|
| .257/.349/.392 | 74 | 10 | 19 | 11 | 8 | 25 | 13 | 4 | 0 | 2 | 0 |

LAST GAME PLAYED

OPPONENT

APP STATE

LOCATION
CHARLOTTE, N.C.

RESULT

W, 7-6

DATE

MARCH 18, 2025

STARTING CATCHER

| 4 | 2 | 1 |
|---------|-------|------------|
| AT BATS | HITS | RUNS |
| 0 | 1 | 1 |
| RBI | WALKS | STRIKEOUTS |

SEASON HIGHS

| | | | |
|------|---|--------------------------|------|
| AB: | 6 | Old Dominion | 2/21 |
| R: | 2 | 2x, last: at #4 Arkansas | 2/28 |
| H: | 3 | Old Dominion | 2/21 |
| RBI: | 4 | Longwood | 2/25 |
| SB: | | N/A | |
| BB: | 2 | 2x, last: Davidson | 3/12 |

CAREER HIGHS

| | | | |
|------|---|--------------------|-------------------|
| AB: | 6 | Old Dominion | 2/21/25 |
| R: | 3 | Middle Tennessee | 4/9/24 *at Vandy* |
| H: | 3 | Old Dominion | 2/21/25 |
| RBI: | 4 | Longwood | 2/25/25 |
| SB: | | N/A | |
| BB: | 2 | 2x, last: Davidson | 3/12/25 |

HITTING STREAKS

CURRENT

4 Games

LONGEST

4 Games, 2x, last: 3/14/25

ON BASE STREAKS

CURRENT

16 Games

LONGEST

16 Games

GAMES WITH...

| | 2025 | CAREER |
|---------------|------|--------|
| Multiple Hits | 6 | 7 |
| 3+ Hits | 1 | 1 |
| Multiple RBI | 2 | 5 |
| 3+ RBI | 2 | 3 |
| Multiple HRs | 0 | 0 |

POTEET'S CAREER STATS

| SEASON | AVG | GP-GS | AB | R | H | 2B | 3B | HR | RBI | SLG% | BB | HBP | SO | GDP | OB% | SF | SH | SB | PO | A | E | FLD% |
|--------------|------|-------|-----|----|----|----|----|----|-----|------|----|-----|----|-----|------|----|----|----|-----|----|---|-------|
| 2024 (Vandy) | .207 | 11-8 | 29 | 5 | 6 | 0 | 0 | 3 | 10 | .517 | 1 | 0 | 10 | 0 | .226 | 1 | 0 | 0 | 88 | 3 | 0 | 1.000 |
| 2025 | .257 | 19-19 | 74 | 10 | 19 | 4 | 0 | 2 | 11 | .392 | 8 | 3 | 25 | 1 | .349 | 1 | 0 | 0 | 177 | 22 | 1 | .995 |
| CAREER | .243 | 30-27 | 103 | 15 | 25 | 4 | 0 | 5 | 21 | .427 | 9 | 3 | 35 | 1 | .316 | 2 | 0 | 0 | 265 | 25 | 1 | .997 |



CONNOR MARYNIAK #11 • INFILDER/PITCHER

(MARE-UH-NACK)

| YEAR | HEIGHT | WEIGHT | B/T |
|------|--------|--------|-----|
| SR | 6-1 | 200 | R/R |

| HOMETOWN | HIGH SCHOOL |
|--------------|------------------|
| READING, PA. | GOVERNOR MIFFLIN |

| TRANSFER FROM |
|---------------|
| MISERICORDIA |

X @CONNORMARYNIAK5 @CONNORMARYNIAK

SEASON STATS

| AVG/OBP/SLG | AB | R | H | RBI | BB | SO | 1B | 2B | 3B | HR | SB |
|----------------|----|---|----|-----|----|----|----|----|----|----|----|
| .177/.307/.355 | 62 | 9 | 11 | 8 | 10 | 21 | 5 | 3 | 1 | 2 | 0 |

LAST GAME PLAYED

OPPONENT

APP STATE

LOCATION

CHARLOTTE, N.C.

RESULT

W, 7-6

DATE

MARCH 18, 2025

STARTING SHORTSTOP

| 2 | 1 | 0 |
|---------|-------|------------|
| AT BATS | HITS | RUNS |
| 1 | 2 | 0 |
| RBI | WALKS | STRIKEOUTS |

BATTING STATS

SEASON HIGHS

| | | | |
|------|---|------------------------------|------|
| AB: | 5 | at #4 Arkansas..... | 2/28 |
| R: | 2 | Old Dominion..... | 2/21 |
| H: | 2 | 2x, last: James Madison..... | 3/8 |
| RBI: | 1 | 8x, last: App State..... | 3/18 |
| SB: | | N/A | |
| BB: | 2 | 3x, last: App State..... | 3/18 |

CAREER HIGHS

| | | | |
|------|---|-------------------------------|---------------------------|
| AB: | 6 | 2x, last: at Kean..... | 3/24/23 *at Misericordia* |
| R: | 4 | at DeSales, G2..... | 4/20/24 *at Misericordia* |
| H: | 4 | 2x, last: at DeSales, G2..... | 4/20/24 *at Misericordia* |
| RBI: | 8 | at DeSales, G2..... | 4/20/24 *at Misericordia* |
| SB: | 3 | Delaware Valley, G1..... | 4/21/24 *at Misericordia* |
| BB: | 3 | 2x, last: at FDU-Florham..... | 4/14/24 *at Misericordia* |

HITTING STREAKS

CURRENT

1 Game

LONGEST

11 Games, 2x, last: 4/13/24..... 4/26/24

ON BASE STREAKS

CURRENT

1 Game

LONGEST

13 Games 3/8/24..... 4/8/24

GAMES WITH...

| | 2025 | CAREER |
|---------------|------|--------|
| Multiple Hits | 1 | 45 |
| 3+ Hits | 0 | 13 |
| Multiple RBI | 0 | 35 |
| 3+ RBI | 0 | 19 |
| Multiple HRs | 0 | 3 |

MARYNIAK'S CAREER BATTING STATS

| SEASON | AVG | GP-GS | AB | R | H | 2B | 3B | HR | RBI | SLG% | BB | HBP | SO | GDP | OB% | SF | SH | SB | PO | A | E | FLD% |
|-----------|------|---------|-----|-----|-----|----|----|----|-----|------|----|-----|-----|-----|------|----|----|----|-----|-----|----|------|
| 2022 (MU) | .327 | 42-33 | 104 | 23 | 34 | 8 | 2 | 6 | 29 | .615 | 8 | 8 | 29 | 2 | .413 | 1 | 1 | 0 | 32 | 79 | 3 | .974 |
| 2023 (MU) | .281 | 53-53 | 178 | 51 | 50 | 14 | 1 | 8 | 38 | .506 | 21 | 9 | 23 | 2 | .381 | 2 | 7 | 10 | 60 | 132 | 11 | .946 |
| 2024 (MU) | .345 | 55-55 | 206 | 52 | 71 | 10 | 5 | 13 | 70 | .631 | 24 | 6 | 30 | 5 | .419 | 5 | 2 | 17 | 56 | 123 | 9 | .952 |
| 2025 | .177 | 19-19 | 62 | 9 | 11 | 3 | 1 | 2 | 8 | .355 | 10 | 2 | 21 | 0 | .307 | 1 | 2 | 0 | 16 | 35 | 4 | .927 |
| CAREER | .302 | 169-160 | 550 | 135 | 166 | 35 | 9 | 29 | 145 | .556 | 63 | 25 | 103 | 9 | .393 | 9 | 12 | 27 | 164 | 369 | 27 | .952 |

CONNOR MARYNIAK PITCHING STATS

SEASON BESTS

| | | | |
|-----|-----|-------------------|------|
| IP: | 0.2 | Old Dominion..... | 2/23 |
| H: | 1 | Old Dominion..... | 2/23 |
| ER: | 1 | Old Dominion..... | 2/23 |
| BB: | 0 | Old Dominion..... | 2/23 |
| SO: | | N/A | |
| NP: | 12 | Old Dominion..... | 2/23 |

CAREER BESTS

| | | | |
|-----|-----|--|---------------------------|
| IP: | 9.0 | 2x, last: vs. Arcadia (MAC-F Tournament)..... | 5/11/24 *at Misericordia* |
| H: | 0 | 3x, last: Susquehanna..... | 4/5/22 *at Misericordia* |
| ER: | 0 | 14x, last: vs. Arcadia (MAC-F Tournament)..... | 5/11/24 *at Misericordia* |
| BB: | 0 | 18x, last: OLD DOMINION..... | 2/23/25 |
| SO: | 10 | at DeSales, G2..... | 4/20/24 *at Misericordia* |
| NP: | 110 | vs. Wisconsin-Whitewater (D3WS).... | 6/6/24 *at Misericordia* |

SEASON STATS

| ERA | WHIP | GP-GS | W-L | SV | IP | H | R | ER | BB | SO | oAVG |
|-------|------|-------|-----|----|-----|---|---|----|----|----|------|
| 13.50 | 1.50 | 1-0 | 0-1 | 0 | 0.2 | 1 | 1 | 1 | 0 | 0 | .333 |

LAST GAME PLAYED

OPPONENT

OLD DOMINION

LOCATION

CHARLOTTE, N.C.

RESULT

L, 6-7

DATE

FEB. 23, 2025

RELIEF PITCHER

| 0.2 | 1 | 1 |
|--------------|-------|-------------|
| INN. PITCHED | RUNS | EARNED RUNS |
| 1 | 0 | 0 |
| HITS | WALKS | STRIKEOUTS |

STARTS WITH...

| | 2025 | CAREER |
|---------|------|--------|
| 5.0+ IP | --- | 17 |
| 5+ Ks | --- | 15 |

IN STARTS WITH 5.0+ IP...

| | 2025 | CAREER |
|------------------|------|--------|
| No Walks | --- | 5 |
| Less than 3 Runs | --- | 8 |
| No Hits | --- | 0 |
| Quality Starts | --- | 8 |

RELIEF OUTINGS WITH...

| | 2025 | CAREER |
|---------|------|--------|
| 1.0+ IP | 0 | 16 |
| 2+ Ks | 0 | 10 |

RELIEF OUTINGS WITH 1.0+ IP...

| | 2025 | CAREER |
|------------------|------|--------|
| No Walks | 0 | 11 |
| Less than 2 Runs | 0 | 13 |
| No Hits | 0 | 3 |
| No Baserunners | 0 | 2 |

MARYNIAK'S CAREER PITCHING STATS

| SEASON | ERA | W-L | GP-GS | CG | SHO | SV | IP | H | R | ER | BB | SO | 2B | 3B | HR | BF | oAVG | WP | HBP | BK | SFA | SHA |
|-----------|-------|------|-------|----|-----|----|-------|-----|----|----|----|-----|----|----|----|-----|------|----|-----|----|-----|-----|
| 2022 (MU) | 4.82 | 0-4 | 12-1 | 0 | 0 | 3 | 28.0 | 26 | 17 | 15 | 6 | 31 | 4 | 2 | 2 | 116 | .241 | 6 | 0 | 2 | 0 | 2 |
| 2023 (MU) | 5.60 | 5-1 | 11-6 | 1 | 0 | 1 | 45.0 | 56 | 28 | 28 | 11 | 41 | 12 | 2 | 4 | 204 | .296 | 7 | 3 | 0 | 0 | 1 |
| 2024 (MU) | 2.44 | 11-3 | 15-13 | 2 | 0 | 0 | 84.2 | 84 | 35 | 23 | 19 | 76 | 15 | 1 | 1 | 357 | .258 | 6 | 5 | 0 | 2 | 5 |
| 2025 | 13.50 | 0-1 | 1-0 | 0 | 0 | 0 | 0.2 | 1 | 1 | 1 | 0 | 0 | 0 | 0 | 1 | 3 | .333 | 0 | 0 | 0 | 0 | 0 |
| CAREER | 3.81 | 16-9 | 39-20 | 3 | 0 | 4 | 158.1 | 167 | 81 | 67 | 36 | 148 | 31 | 4 | 8 | 680 | .267 | 19 | 8 | 2 | 2 | 8 |



CHASE CARSON

#12 • PITCHER

| YEAR | HEIGHT | WEIGHT | B/T |
|------|--------|--------|-----|
| SR | 6-4 | 210 | L/L |

| HOMETOWN | HIGH SCHOOL |
|--------------|-----------------|
| TOPEKA, KAN. | SHAWNEE HEIGHTS |

| TRANSFER FROM |
|---------------|
| STATE FAIR CC |

📧 @CHASECARSON18 📷 CHASE_CARSON

SEASON STATS

| ERA | WHIP | GP-GS | W-L | SV | IP | H | R | ER | BB | SO | oAVG |
|------|------|-------|-----|----|-----|---|---|----|----|----|------|
| 5.79 | 1.50 | 6-0 | 0-0 | 0 | 4.2 | 7 | 3 | 3 | 0 | 9 | .333 |

LAST GAME PLAYED

OPPONENT

UNCW

LOCATION

WILMINGTON, N.C.

RESULT

L, 4-6

DATE

MARCH 15, 2025 - G2

RELIEF PITCHER

| 0.0 | 0 | 0 |
|--------------|-------|-------------|
| INN. PITCHED | RUNS | EARNED RUNS |
| 1 | 0 | 0 |
| HITS | WALKS | STRIKEOUTS |

SEASON BESTS

| | | | |
|-----|-----|----------------------------|------|
| IP: | 2.0 | Longwood..... | 2/25 |
| H: | 0 | Davidson..... | 3/12 |
| ER: | 0 | 5x, last: at UNCW, G2..... | 3/15 |
| BB: | 0 | 6x, last: at UNCW, G2..... | 3/15 |
| SO: | 3 | 2x, last: Davidson..... | 3/12 |
| NP: | 31 | 2x, last: Longwood..... | 2/25 |

CAREER BESTS

| | | | |
|-----|-----|--------------------------------------|---------|
| IP: | 7.0 | 2x, last: at UAB..... | 4/27/24 |
| H: | 0 | 5x, LAST: AT UNCW, G2..... | 3/15/25 |
| ER: | 0 | 8x, LAST: AT UNCW, G2..... | 3/15/25 |
| BB: | 0 | 10x, last: Davidson..... | 3/12/25 |
| SO: | 9 | vs. Davidson (Kannapolis, N.C.)..... | 3/19/24 |
| NP: | 107 | at UAB..... | 4/27/24 |

STARTS WITH...

| | 2025 | CAREER |
|---------|------|--------|
| 5.0+ IP | --- | 2 |
| 5+ Ks | --- | 3 |

RELIEF OUTINGS WITH...

| | 2025 | CAREER |
|---------|------|--------|
| 1.0+ IP | 3 | 4 |
| 2+ Ks | 3 | 4 |

IN STARTS WITH 5.0+ IP...

| | 2025 | CAREER |
|------------------|------|--------|
| No Walks | --- | 1 |
| Less than 3 Runs | --- | 1 |
| No Hits | --- | 0 |
| Quality Starts | --- | 1 |

RELIEF OUTINGS WITH 1.0+ IP...

| | 2025 | CAREER |
|------------------|------|--------|
| No Walks | 3 | 3 |
| Less than 2 Runs | 3 | 3 |
| No Hits | 1 | 1 |
| No Baserunners | 0 | 0 |

CARSON'S CAREER STATS

| SEASON | ERA | W-L | GP-GS | CG | SHO | SV | IP | H | R | ER | BB | SO | 2B | 3B | HR | BF | oAVG | WP | HBP | BK | SFA | SHA |
|--------|------|-----|-------|----|-----|----|------|----|----|----|----|----|----|----|----|-----|------|----|-----|----|-----|-----|
| 2024 | 7.63 | 2-2 | 19-13 | 0 | 0 | 0 | 46.0 | 55 | 42 | 39 | 32 | 49 | 8 | 1 | 9 | 229 | .297 | 5 | 6 | 1 | 4 | 2 |
| 2025 | 5.79 | 0-0 | 6-0 | 0 | 0 | 0 | 4.2 | 7 | 3 | 3 | 0 | 9 | 1 | 0 | 0 | 22 | .333 | 0 | 1 | 0 | 0 | 0 |
| CAREER | 7.46 | 2-2 | 25-13 | 0 | 0 | 0 | 50.2 | 62 | 45 | 42 | 32 | 58 | 9 | 1 | 9 | 251 | .301 | 5 | 7 | 1 | 4 | 2 |



CALEB ESTES

#13 • INFILDER

(ESS-TISS)

| YEAR | HEIGHT | WEIGHT | B/T |
|------|--------|--------|-----|
| JR | 6-4 | 205 | R/R |

| HOMETOWN | HIGH SCHOOL |
|-------------|---------------------|
| SEVERN, MD. | ARCHBISHOP SPALDING |

| TRANSFER FROM |
|--------------------|
| MARYLAND/GASTON CC |

📧 @CESTES07 📷 CALEB.ESTES

SEASON STATS

| AVG/OBP/SLG | AB | R | H | RBI | BB | SO | 1B | 2B | 3B | HR | SB |
|----------------|----|---|---|-----|----|----|----|----|----|----|----|
| .189/.286/.216 | 37 | 3 | 7 | 3 | 2 | 8 | 6 | 1 | 0 | 0 | 0 |

LAST GAME PLAYED

OPPONENT

UNCW

LOCATION

WILMINGTON, N.C.

RESULT

L, 4-6

DATE

MARCH 15, 2025 - G2

DEFENSIVE SUBSTITUTE

| 0 | 0 | 0 |
|---------|-------|------------|
| AT BATS | HITS | RUNS |
| 0 | 0 | 0 |
| RBI | WALKS | STRIKEOUTS |

SEASON HIGHS

| | | | |
|------|---|------------------------------|------|
| AB: | 4 | 4x, last: Davidson..... | 3/12 |
| R: | 1 | 3x, last: James Madison..... | 3/8 |
| H: | 2 | 2x, last: James Madison..... | 3/7 |
| RBI: | 2 | James Madison..... | 3/7 |
| SB: | | N/A | |
| BB: | 1 | 2x, last: Longwood..... | 2/25 |

CAREER HIGHS

| | | | |
|------|---|------------------------------|---------|
| AB: | 4 | 4x, last: Davidson..... | 3/12/25 |
| R: | 1 | 4x, last: James Madison..... | 3/8/25 |
| H: | 2 | 2x, last: James Madison..... | 3/7/25 |
| RBI: | 2 | James Madison..... | 3/7/25 |
| SB: | | N/A | |
| BB: | 1 | 2x, last: Longwood..... | 2/25/25 |

HITTING STREAKS

| CURRENT | | |
|---------|--------------|---------|
| --- | | |
| LONGEST | START | END |
| 2 Games | 3/11/25..... | 3/12/25 |

ON BASE STREAKS

| CURRENT | | |
|---------|-------------|---------|
| --- | | |
| LONGEST | START | END |
| 6 Games | 3/7/25..... | 3/14/25 |

GAMES WITH...

| | 2025 | CAREER |
|---------------|------|--------|
| Multiple Hits | 2 | 2 |
| 3+ Hits | 0 | 0 |
| Multiple RBI | 1 | 1 |
| 3+ RBI | 0 | 0 |
| Multiple HRs | 0 | 0 |

ESTES'S CAREER STATS

| SEASON | AVG | GP-GS | AB | R | H | 2B | 3B | HR | RBI | SLG% | BB | HBP | SO | GDP | OB% | SF | SH | SB | PO | A | E | FLD% |
|-----------|------|-------|----|---|---|----|----|----|-----|------|----|-----|----|-----|-------|----|----|----|----|---|---|-------|
| 2023 (MD) | .000 | 3-0 | 0 | 1 | 0 | 0 | 0 | 0 | 0 | .000 | 1 | 0 | 0 | 0 | 1.000 | 0 | 0 | 0 | 0 | 1 | 2 | .333 |
| 2025 | .189 | 14-12 | 37 | 3 | 7 | 1 | 0 | 0 | 3 | .216 | 2 | 3 | 8 | 0 | .286 | 0 | 0 | 0 | 24 | 1 | 0 | 1.000 |
| CAREER | .189 | 17-12 | 37 | 4 | 7 | 1 | 0 | 0 | 3 | .216 | 3 | 3 | 8 | 0 | .302 | 0 | 0 | 0 | 24 | 2 | 2 | .929 |



CHANDLER RILEY

#14 • INFILDER

| YEAR | HEIGHT | WEIGHT | B/T |
|------|--------|--------|-----|
| GR | 6-0 | 185 | L/R |

| HOMETOWN | HIGH SCHOOL |
|---------------|-------------|
| CONCORD, N.C. | COX MILL |

| TRANSFER FROM |
|--------------------|
| GASTON CC/CAMPBELL |

📧 @CHANDLERRILEY4 📷 @CRILEY03

SEASON STATS

| AVG/OBP/SLG | AB | R | H | RBI | BB | SO | 1B | 2B | 3B | HR | SB |
|----------------|----|----|----|-----|----|----|----|----|----|----|----|
| .289/.379/.355 | 76 | 12 | 22 | 9 | 9 | 21 | 19 | 2 | 0 | 1 | 0 |

LAST GAME PLAYED

OPPONENT
APP STATE
LOCATION
CHARLOTTE, N.C.
RESULT
W, 7-6
DATE
MARCH 18, 2025

STARTING SECOND BASEMAN

| | | |
|---------|-------|------------|
| 5 | 3 | 1 |
| AT BATS | HITS | RUNS |
| 1 | 0 | 0 |
| RBI | WALKS | STRIKEOUTS |

SEASON HIGHS

| | | | | |
|------|---|-----------|------------------|------|
| AB: | 5 | 8x, last: | App State | 3/18 |
| R: | 2 | 2x, last: | Davidson | 3/12 |
| H: | 3 | | App State | 3/18 |
| RBI: | 2 | | Northeastern, G1 | 2/14 |
| SB: | | | N/A | |
| BB: | 3 | | Old Dominion | 2/21 |

CAREER HIGHS

| | | | | |
|------|---|-----------|--|-----------------------|
| AB: | 6 | 4x, last: | at #8 North Carolina | 4/7/24 *at Campbell* |
| R: | 3 | | High Point | 4/23/23 *at Campbell* |
| H: | 4 | | at Delaware | 4/23/24 *at Campbell* |
| RBI: | 4 | | North Carolina A&T | 4/5/24 *at Campbell* |
| SB: | 2 | 2x, last: | vs. USC Upstate [Big South Tournament] | 5/26/23 *at Campbell* |
| BB: | 3 | | Old Dominion | 2/21/25 |

HITTING STREAKS

CURRENT

4 Games

LONGEST

6 Games 5/6/23 5/14/23

ON BASE STREAKS

CURRENT

4 Games

LONGEST

17 Games (2x) last: 3/3/24 4/7/24

GAMES WITH....

| | 2025 | CAREER |
|---------------|------|--------|
| Multiple Hits | 6 | 34 |
| 3+ Hits | 1 | 5 |
| Multiple RBI | 1 | 10 |
| 3+ RBI | 0 | 1 |
| Multiple HRs | 0 | 1 |

RILEY'S CAREER STATS

| SEASON | AVG | GP-GS | AB | R | H | 2B | 3B | HR | RBI | SLG% | BB | HBP | SO | GDP | OB% | SF | SH | SB | PO | A | E | FLD% |
|-----------|------|---------|-----|----|-----|----|----|----|-----|------|----|-----|-----|-----|------|----|----|----|-----|-----|----|-------|
| 2023 (CU) | .309 | 52-43 | 152 | 43 | 47 | 6 | 1 | 4 | 25 | .441 | 48 | 7 | 42 | 2 | .493 | 0 | 4 | 8 | 42 | 90 | 9 | .936 |
| 2024 (CU) | .286 | 46-44 | 145 | 37 | 44 | 7 | 1 | 3 | 16 | .403 | 28 | 11 | 49 | 1 | .428 | 1 | 1 | 5 | 58 | 104 | 10 | .942 |
| 2025 | .289 | 19-19 | 76 | 12 | 22 | 2 | 0 | 1 | 9 | .355 | 9 | 2 | 21 | 1 | .379 | 0 | 0 | 0 | 20 | 35 | 0 | 1.000 |
| CAREER | .303 | 117-106 | 373 | 92 | 113 | 15 | 2 | 8 | 50 | .418 | 85 | 20 | 112 | 4 | .455 | 1 | 5 | 13 | 120 | 229 | 19 | .948 |



WESLEY JONES

#17 • PITCHER

| YEAR | HEIGHT | WEIGHT | B/T |
|------|--------|--------|-----|
| SO | 6-4 | 225 | R/R |

| HOMETOWN | HIGH SCHOOL |
|-----------------|---------------------|
| CHARLOTTE, N.C. | CHARLOTTE CHRISTIAN |

📧 @WESLEYJONES2023 📷 @WESLEY21JONES

SEASON STATS

| ERA | WHIP | GP-GS | W-L | SV | IP | H | R | ER | BB | SO | oAVG |
|------|------|-------|-----|----|-----|---|---|----|----|----|------|
| 3.38 | 1.50 | 4-1 | 1-0 | 0 | 8.0 | 6 | 3 | 3 | 6 | 10 | .214 |

LAST GAME PLAYED

OPPONENT
APP STATE
LOCATION
CHARLOTTE, N.C.
RESULT
W, 7-6
DATE
MARCH 18, 2025

RELIEF PITCHER

| | | |
|--------------|-------|-------------|
| 1.0 | 3 | 3 |
| INN. PITCHED | RUNS | EARNED RUNS |
| 1 | 2 | 1 |
| HITS | WALKS | STRIKEOUTS |

SEASON BESTS

| | | | | |
|-----|-----|-----------|--------------|------|
| IP: | 3.0 | 2x, last: | at UNCW, G1 | 3/15 |
| H: | 0 | | at App State | 3/11 |
| ER: | 0 | 3x, last: | at UNCW, G1 | 3/15 |
| BB: | 0 | | Old Dominion | 2/21 |
| SO: | 5 | | at App State | 3/11 |
| NP: | 54 | | at UNCW, G1 | 3/15 |

CAREER BESTS

| | | | | |
|-----|-----|-----------|--------------|-----------|
| IP: | 3.0 | 2x, last: | at UNCW, G1 | 3/15/25 |
| H: | 0 | | at App State | 3/11/25 |
| ER: | 0 | 4x, last: | at UNCW, G1 | 3/15 1/25 |
| BB: | 0 | | Old Dominion | 2/21/25 |
| SO: | 5 | | at App State | 3/11/25 |
| NP: | 54 | | at UNCW, G1 | 3/15/25 |

STARTS WITH....

| | 2025 | CAREER |
|---------|------|--------|
| 5.0+ IP | 0 | 0 |
| 5+ Ks | 1 | 1 |

IN STARTS WITH 5.0+ IP...

| | 2025 | CAREER |
|------------------|------|--------|
| No Walks | --- | 0 |
| Less than 3 Runs | --- | 0 |
| No Hits | --- | 0 |
| Quality Starts | --- | 0 |

RELIEF OUTINGS WITH....

| | 2025 | CAREER |
|---------|------|--------|
| 1.0+ IP | 3 | 3 |
| 2+ Ks | 1 | 1 |

RELIEF OUTINGS WITH 1.0+ IP...

| | 2025 | CAREER |
|------------------|------|--------|
| No Walks | 1 | 1 |
| Less than 2 Runs | 2 | 2 |
| No Hits | 0 | 0 |
| No Baserunners | 0 | 0 |

JONES'S CAREER STATS

| SEASON | ERA | W-L | GP-GS | CG | SHO | SV | IP | H | R | ER | BB | SO | 2B | 3B | HR | BF | oAVG | WP | HBP | BK | SFA | SHA |
|--------|-------|-----|-------|----|-----|----|-----|---|---|----|----|----|----|----|----|----|------|----|-----|----|-----|-----|
| 2024 | 18.00 | 0-0 | 2-1 | 0 | 0 | 0 | 1.0 | 2 | 2 | 2 | 3 | 0 | 1 | 0 | 0 | 10 | .400 | 1 | 2 | 0 | 0 | 0 |
| 2025 | 3.38 | 1-0 | 4-1 | 0 | 0 | 0 | 8.0 | 6 | 3 | 3 | 6 | 10 | 1 | 0 | 0 | 35 | .214 | 1 | 1 | 0 | 0 | 0 |
| CAREER | 5.00 | 1-0 | 6-2 | 0 | 0 | 0 | 9.0 | 8 | 5 | 5 | 9 | 10 | 2 | 0 | 0 | 45 | .242 | 2 | 3 | 0 | 0 | 0 |



DAWSON BRYCE

#18 • INFILDER

| YEAR | HEIGHT | WEIGHT | B/T |
|------|--------|--------|-----|
| SO | 6-3 | 200 | R/R |

| HOMETOWN | HIGH SCHOOL |
|----------------|-------------|
| TAUNTON, MASS. | TAUNTON |

| TRANSFER FROM |
|---------------|
| MERRIMACK |

DAWSONBRYCE7

SEASON STATS

| AVG/OBP/SLG | AB | R | H | RBI | BB | SO | 1B | 2B | 3B | HR | SB |
|----------------|----|----|----|-----|----|----|----|----|----|----|----|
| .295/.368/.372 | 78 | 12 | 23 | 7 | 6 | 24 | 18 | 4 | 1 | 0 | 1 |

LAST GAME PLAYED

OPPONENT

APP STATE

LOCATION

CHARLOTTE, N.C.

RESULT

W, 7-6

DATE

MARCH 18, 2025

STARTING THIRD BASEMAN

| | | |
|---------|-------|------------|
| 4 | 1 | 1 |
| AT BATS | HITS | RUNS |
| 0 | 1 | 3 |
| RBI | WALKS | STRIKEOUTS |

SEASON HIGHS

| | | | |
|------|---|------------------------|------|
| AB: | 6 | Old Dominion | 2/21 |
| R: | 2 | 2x, last: Old Dominion | 2/23 |
| H: | 3 | Northeastern, G2 | 2/14 |
| RBI: | 2 | at #4 Arkansas | 2/28 |
| SB: | 1 | Old Dominion | 2/23 |
| BB: | 1 | 5x, last: App State | 3/18 |

CAREER HIGHS

| | | | | |
|------|---|----------------------------|---------|----------------|
| AB: | 7 | 2x, last: at Le Moyne | 5/11/24 | *at Merrimack* |
| R: | 4 | 3x, last: at Le Moyne | 5/11/24 | *at Merrimack* |
| H: | 5 | at Le Moyne | 5/11/24 | *at Merrimack* |
| RBI: | 4 | 2x, last: at Le Moyne | 5/11/24 | *at Merrimack* |
| SB: | 2 | Maryland Eastern Shore, G2 | 3/22/24 | *at Merrimack* |
| BB: | 3 | at Coppin State | 3/10/24 | *at Merrimack* |

HITTING STREAKS

| | |
|---------|----------|
| CURRENT | 2 Games |
| LONGEST | 13 Games |
| START | 5/1/24 |
| END | 5/23/24 |

ON BASE STREAKS

| | |
|---------|----------|
| CURRENT | 2 Games |
| LONGEST | 17 Games |
| START | 5/1/24 |
| END | 2/18/25 |

GAMES WITH...

| | 2025 | CAREER |
|---------------|------|--------|
| Multiple Hits | 8 | 37 |
| 3+ Hits | 1 | 12 |
| Multiple RBI | 1 | 18 |
| 3+ RBI | 0 | 7 |
| Multiple HRs | 0 | 1 |

BRYCE'S CAREER STATS

| SEASON | AVG | GP-GS | AB | R | H | 2B | 3B | HR | RBI | SLG% | BB | HBP | SO | GDP | OB% | SF | SH | SB | PO | A | E | FLD% |
|-----------|------|-------|-----|----|-----|----|----|----|-----|------|----|-----|----|-----|------|----|----|----|----|-----|----|------|
| 2024 (MC) | .357 | 58-57 | 252 | 66 | 90 | 19 | 1 | 15 | 59 | .619 | 16 | 10 | 51 | 1 | .413 | 3 | 0 | 11 | 38 | 98 | 11 | .925 |
| 2025 | .295 | 19-19 | 78 | 12 | 23 | 4 | 1 | 0 | 7 | .372 | 6 | 3 | 24 | 1 | .368 | 0 | 0 | 1 | 15 | 33 | 1 | .980 |
| CAREER | .342 | 77-76 | 330 | 78 | 113 | 23 | 2 | 15 | 66 | .561 | 22 | 13 | 75 | 2 | .402 | 3 | 0 | 12 | 53 | 131 | 12 | .939 |



BLAKE MARTIN

#19 • OUTFIELDER

| YEAR | HEIGHT | WEIGHT | B/T |
|------|--------|--------|-----|
| JR | 6-0 | 200 | L/R |

| HOMETOWN | HIGH SCHOOL |
|------------|-------------|
| IRMO, S.C. | DUTCH FORK |

| TRANSFER FROM |
|-----------------------|
| SPARTANBURG METHODIST |

BMARTIN_1025 BMARTIN_10

SEASON STATS

| AVG/OBP/SLG | AB | R | H | RBI | BB | SO | 1B | 2B | 3B | HR | SB |
|----------------|----|---|---|-----|----|----|----|----|----|----|----|
| .111/.200/.111 | 9 | 2 | 1 | 1 | 1 | 5 | 1 | 0 | 0 | 0 | 0 |

LAST GAME PLAYED

OPPONENT

UNCW

LOCATION

WILMINGTON, N.C.

RESULT

L, 4-11

DATE

MARCH 14, 2025

PINCH HITTER

| | | |
|---------|-------|------------|
| 1 | 0 | 0 |
| AT BATS | HITS | RUNS |
| 0 | 0 | 0 |
| RBI | WALKS | STRIKEOUTS |

SEASON HIGHS

| | | | |
|------|---|--------------------------|------|
| AB: | 3 | 2x, last: at #4 Arkansas | 2/28 |
| R: | 1 | 2x, last: at #4 Arkansas | 2/28 |
| H: | 1 | at #4 Arkansas | 2/28 |
| RBI: | 1 | at #4 Arkansas | 2/28 |
| SB: | | N/A | |
| BB: | 1 | Longwood | 2/25 |

CAREER HIGHS

| | | | |
|------|---|--------------------------|---------|
| AB: | 3 | 2x, last: at #4 Arkansas | 2/28/25 |
| R: | 1 | 2x, last: at #4 Arkansas | 2/28/25 |
| H: | 1 | at #4 Arkansas | 2/28 |
| RBI: | 1 | at #4 Arkansas | 2/28 |
| SB: | | N/A | |
| BB: | 1 | Longwood | 2/25/25 |

HITTING STREAKS

| | |
|---------|---------|
| CURRENT | --- |
| LONGEST | 1 Game |
| START | 2/28/25 |
| END | 2/28/25 |

ON BASE STREAKS

| | |
|---------|---------|
| CURRENT | --- |
| LONGEST | 2 Games |
| START | 2/25/25 |
| END | 2/28/25 |

GAMES WITH...

| | 2025 | CAREER |
|---------------|------|--------|
| Multiple Hits | 0 | 0 |
| 3+ Hits | 0 | 0 |
| Multiple RBI | 0 | 0 |
| 3+ RBI | 0 | 0 |
| Multiple HRs | 0 | 0 |

MARTIN'S CAREER STATS

| SEASON | AVG | GP-GS | AB | R | H | 2B | 3B | HR | RBI | SLG% | BB | HBP | SO | GDP | OB% | SF | SH | SB | PO | A | E | FLD% |
|--------|------|-------|----|---|---|----|----|----|-----|------|----|-----|----|-----|------|----|----|----|----|---|---|-------|
| 2025 | .111 | 5-2 | 9 | 2 | 1 | 0 | 0 | 0 | 1 | .111 | 1 | 0 | 5 | 0 | .200 | 0 | 0 | 0 | 2 | 0 | 0 | 1.000 |
| CAREER | .111 | 5-2 | 9 | 2 | 1 | 0 | 0 | 0 | 1 | .111 | 1 | 0 | 5 | 0 | .200 | 0 | 0 | 0 | 2 | 0 | 0 | 1.000 |



ED WAGNER #20 • PITCHER

(WAG-NURR)

| YEAR | HEIGHT | WEIGHT | B/T |
|------|--------|--------|-----|
| R-JR | 6-5 | 220 | R/R |

| HOMETOWN | HIGH SCHOOL |
|----------------|-----------------|
| HAYMARKET, VA. | HIGHLAND SCHOOL |

| TRANSFER FROM |
|--|
| GEORGE WASHINGTON/STATE COLLEGE OF FLORIDA |

X @EDAWG_07 @EDAWG07

SEASON STATS

| ERA | WHIP | GP-GS | W-L | SV | IP | H | R | ER | BB | SO | oAVG |
|------|------|-------|-----|----|------|----|----|----|----|----|------|
| 6.43 | 1.43 | 9-0 | 1-1 | 0 | 14.0 | 12 | 10 | 10 | 8 | 15 | .235 |

LAST GAME PLAYED

OPPONENT

APP STATE

LOCATION
CHARLOTTE, N.C.

RESULT

W, 7-6

DATE

MARCH 18, 2025

RELIEF PITCHER

| 1.0 | 0 | 0 |
|--------------|-------|-------------|
| INN. PITCHED | RUNS | EARNED RUNS |
| 1 | 1 | 0 |
| HITS | WALKS | STRIKEOUTS |

SEASON BESTS

| | | | |
|-----|-----|---------------------|------|
| IP: | 3.0 | Longwood | 2/25 |
| H: | 0 | James Madison | 3/8 |
| ER: | 0 | 3x, last: App State | 3/18 |
| BB: | 0 | 2x, last: Longwood | 2/25 |
| SO: | 6 | Longwood | 2/25 |
| NP: | 46 | Longwood | 2/25 |

CAREER BESTS

| | | | |
|-----|-----|---------------------|---------|
| IP: | 3.0 | Longwood | 2/25/25 |
| H: | 0 | James Madison | 3/8/25 |
| ER: | 0 | 3x, last: APP STATE | 3/18/25 |
| BB: | 0 | 2x, last: Longwood | 2/25/25 |
| SO: | 6 | Longwood | 2/25/25 |
| NP: | 46 | Longwood | 2/25/25 |

STARTS WITH...

| | 2025 | CAREER |
|---------|------|--------|
| 5.0+ IP | --- | --- |
| 5+ Ks | --- | --- |

IN STARTS WITH 5.0+ IP...

| | 2025 | CAREER |
|------------------|------|--------|
| No Walks | --- | --- |
| Less than 3 Runs | --- | --- |
| No Hits | --- | --- |
| Quality Starts | --- | --- |

RELIEF OUTINGS WITH...

| | 2025 | CAREER |
|---------|------|--------|
| 1.0+ IP | 9 | 9 |
| 2+ Ks | 4 | 4 |

RELIEF OUTINGS WITH 1.0+ IP...

| | 2025 | CAREER |
|------------------|------|--------|
| No Walks | 2 | 2 |
| Less than 2 Runs | 6 | 6 |
| No Hits | 1 | 1 |
| No Baserunners | 0 | 0 |

WAGNER'S CAREER STATS

| SEASON | ERA | W-L | GP-GS | CG | SHO | SV | IP | H | R | ER | BB | SO | 2B | 3B | HR | BF | oAVG | WP | HBP | BK | SFA | SHA |
|--------|------|-----|-------|----|-----|----|------|----|----|----|----|----|----|----|----|----|------|----|-----|----|-----|-----|
| 2025 | 6.92 | 1-1 | 8-0 | 0 | 0 | 0 | 13.0 | 11 | 10 | 10 | 7 | 15 | 3 | 0 | 1 | 57 | .234 | 2 | 1 | 0 | 2 | 0 |
| CAREER | 6.92 | 1-1 | 8-0 | 0 | 0 | 0 | 13.0 | 11 | 10 | 10 | 7 | 15 | 3 | 0 | 1 | 57 | .234 | 2 | 1 | 0 | 2 | 0 |



ADAM STANTON #21 • PITCHER

| YEAR | HEIGHT | WEIGHT | B/T |
|------|--------|--------|-----|
| SR | 6-3 | 230 | R/R |

| HOMETOWN | HIGH SCHOOL |
|--------------|-------------|
| EAGAN, MINN. | EAGAN |

| TRANSFER FROM |
|-----------------|
| IOWA WESTERN CC |

X @ADAM_STAN03 @ADAM_s70

SEASON STATS

| ERA | WHIP | GP-GS | W-L | SV | IP | H | R | ER | BB | SO | oAVG |
|------|------|-------|-----|----|------|----|---|----|----|----|------|
| 6.00 | 1.08 | 10-0 | 0-1 | 0 | 12.0 | 10 | 8 | 8 | 3 | 9 | .244 |

LAST GAME PLAYED

OPPONENT

UNCW

LOCATION
WILMINGTON, N.C.

RESULT

L, 4-6

DATE

MARCH 15, 2025 - G2

RELIEF PITCHER

| 1.1 | 0 | 0 |
|--------------|-------|-------------|
| INN. PITCHED | RUNS | EARNED RUNS |
| 1 | 1 | 0 |
| HITS | WALKS | STRIKEOUTS |

SEASON BESTS

| | | | |
|-----|-----|------------------------|------|
| IP: | 2.1 | at Wofford | 2/18 |
| H: | 0 | 3x, last: at UNCW | 3/14 |
| ER: | 0 | 6x, last: at UNCW, G2 | 3/15 |
| BB: | 0 | 7x, last: at UNCW | 3/14 |
| SO: | 3 | at Wofford | 2/18 |
| NP: | 29 | 2x, last: Old Dominion | 2/21 |

CAREER BESTS

| | | | |
|-----|-----|------------------------|---------|
| IP: | 6.0 | at UAB | 4/28/24 |
| H: | 0 | 4x, last: at UNCW | 3/14/25 |
| ER: | 0 | 17x, last: AT UNCW, G2 | 3/15/25 |
| BB: | 0 | 18x, last: at UNCW | 3/14/25 |
| SO: | 5 | 2x, last: Tulane, G2 | 5/16/24 |
| NP: | 77 | Tulane, G2 | 5/16/24 |

STARTS WITH...

| | 2025 | CAREER |
|---------|------|--------|
| 5.0+ IP | --- | 3 |
| 5+ Ks | --- | 1 |

IN STARTS WITH 5.0+ IP...

| | 2025 | CAREER |
|------------------|------|--------|
| No Walks | --- | 0 |
| Less than 3 Runs | --- | 1 |
| No Hits | --- | 0 |
| Quality Starts | --- | 1 |

RELIEF OUTINGS WITH...

| | 2025 | CAREER |
|---------|------|--------|
| 1.0+ IP | 7 | 20 |
| 2+ Ks | 1 | 9 |

RELIEF OUTINGS WITH 1.0+ IP...

| | 2025 | CAREER |
|------------------|------|--------|
| No Walks | 5 | 15 |
| Less than 2 Runs | 6 | 16 |
| No Hits | 2 | 3 |
| No Baserunners | 1 | 2 |

STANTON'S CAREER STATS

| SEASON | ERA | W-L | GP-GS | CG | SHO | SV | IP | H | R | ER | BB | SO | 2B | 3B | HR | BF | oAVG | WP | HBP | BK | SFA | SHA |
|--------|------|-----|-------|----|-----|----|------|----|----|----|----|----|----|----|----|-----|------|----|-----|----|-----|-----|
| 2024 | 5.96 | 0-2 | 23-7 | 0 | 0 | 0 | 51.1 | 64 | 40 | 34 | 20 | 42 | 15 | 2 | 8 | 235 | .308 | 3 | 3 | 0 | 2 | 2 |
| 2025 | 6.00 | 0-1 | 10-0 | 0 | 0 | 0 | 12.0 | 10 | 8 | 8 | 3 | 9 | 4 | 0 | 0 | 50 | .244 | 1 | 3 | 0 | 1 | 2 |
| CAREER | 6.00 | 0-1 | 10-0 | 0 | 0 | 0 | 12.0 | 10 | 8 | 8 | 3 | 9 | 4 | 0 | 0 | 50 | .244 | 1 | 3 | 0 | 1 | 2 |



CODY GUNDERSON

#22 • CATCHER/1B

(GUN-DUR-SIN)

YEAR

HEIGHT

WEIGHT

B/T

JR6-4220R/R

HOMETOWN

HIGH SCHOOL

ST. MALO, MANITOBA, CANADAINSTITUTE COLLEGE ST. PIERRE

TRANSFER FROM

HUTCHINSON CC

@CODYGUNDERSON_

| SEASON STATS | | | | | | | | | | | | |
|----------------|----|----|----|-----|----|----|----|----|----|----|----|--|
| AVG/OBP/SLG | AB | R | H | RBI | BB | SO | 1B | 2B | 3B | HR | SB | |
| .397/.539/.707 | 58 | 15 | 23 | 15 | 12 | 17 | 14 | 4 | 1 | 4 | 0 | |

LAST GAME PLAYED

OPPONENT

APP STATE

LOCATION

CHARLOTTE, N.C.

RESULT

W, 7-6

DATE

MARCH 18, 2025

STARTING FIRST BASEMAN

| | | |
|---------|-------|------------|
| 5 | 2 | 1 |
| AT BATS | HITS | RUNS |
| 2 | 0 | 1 |
| RBI | WALKS | STRIKEOUTS |

SEASON HIGHS

AB: 6Old Dominion.....2/21

R: 22x, last:at App State.....3/11

H: 3at App State.....3/11

RBI: 23x, last:App State.....3/18

SB: N/A

BB: 3Longwood.....2/25

CAREER HIGHS

AB: 6Old Dominion.....2/21/25

R: 22x, last:at App State.....3/11/25

H: 3at App State.....3/11/25

RBI: 23x, last:APP STATE.....3/18/25

SB: N/A

BB: 3Longwood.....2/25/25

HITTING STREAKS

CURRENT

12 Games

LONGEST

12 Games

START

2/23/25

END

ON BASE STREAKS

CURRENT

17 Games

LONGEST

17 Games

START

2/14/25

END

GAMES WITH...

2025

CAREER

Multiple Hits

7

7

3+ Hits

1

1

Multiple RBI

3

3

3+ RBI

0

0

Multiple HRs

0

0

| GUNDERSON'S CAREER STATS | | | | | | | | | | | | | | | | | | | | | | |
|--------------------------|------|-------|----|----|----|----|----|----|-----|------|----|-----|----|-----|------|----|----|----|-----|----|---|------|
| SEASON | AVG | GP-GS | AB | R | H | 2B | 3B | HR | RBI | SLG% | BB | HBP | SO | GDP | OB% | SF | SH | SB | PO | A | E | FLD% |
| 2025 | .397 | 17-17 | 58 | 15 | 23 | 4 | 1 | 4 | 15 | .707 | 12 | 6 | 17 | 2 | .539 | 0 | 0 | 0 | 135 | 11 | 1 | .993 |
| CAREER | .397 | 17-17 | 58 | 15 | 23 | 4 | 1 | 4 | 15 | .707 | 12 | 6 | 17 | 2 | .539 | 0 | 0 | 0 | 135 | 11 | 1 | .993 |



SPENCER NOLAN

#23 • UTILITY

YEAR

HEIGHT

WEIGHT

B/T

JR6-5190R/R

HOMETOWN

HIGH SCHOOL

WILMINGTON, N.C.HOGGARD

X @SPENCERNOLAN7

@SPENCER.NOLAN

| SEASON STATS | | | | | | | | | | | | |
|----------------|----|---|---|-----|----|----|----|----|----|----|----|--|
| AVG/OBP/SLG | AB | R | H | RBI | BB | SO | 1B | 2B | 3B | HR | SB | |
| .000/.000/.000 | 1 | 2 | 0 | 0 | 0 | 1 | 0 | 0 | 0 | 0 | 0 | |

LAST GAME PLAYED

OPPONENT

APP STATE

LOCATION

CHARLOTTE, N.C.

RESULT

W, 7-6

DATE

MARCH 18, 2025

DEFENSIVE SUBSTITUTE

| | | |
|---------|-------|------------|
| 0 | 0 | 0 |
| AT BATS | HITS | RUNS |
| 0 | 0 | 0 |
| RBI | WALKS | STRIKEOUTS |

SEASON HIGHS

AB: 1Longwood.....2/25

R: 12x, last:at #4 Arkansas.....3/2

H: N/A

RBI: N/A

SB: N/A

BB: N/A

CAREER HIGHS

AB: 6Davidson.....2/20/24

R: 3Rice, G2.....5/3/24

H: 27x, last:Rice, G2.....5/3/24

RBI: 24x, last:Rice, G2.....5/3/24

SB: 22x, last:South Florida, G2.....3/29/24

BB: 33x, last:UNCW.....3/15/24

HITTING STREAKS

CURRENT

LONGEST

6 Games

START

5/16/24

END

5/24/24

ON BASE STREAKS

CURRENT

LONGEST

10 Games

START

3/26/23

END

4/14/23

GAMES WITH...

2025

CAREER

Multiple Hits

0

7

3+ Hits

0

0

Multiple RBI

0

4

3+ RBI

0

0

Multiple HRs

0

0

| NOLAN'S CAREER STATS | | | | | | | | | | | | | | | | | | | | | | |
|----------------------|------|--------|-----|----|----|----|----|----|-----|------|----|-----|----|-----|------|----|----|----|-----|----|---|-------|
| SEASON | AVG | GP-GS | AB | R | H | 2B | 3B | HR | RBI | SLG% | BB | HBP | SO | GDP | OB% | SF | SH | SB | PO | A | E | FLD% |
| 2023 | .193 | 62-48 | 145 | 34 | 28 | 4 | 0 | 2 | 14 | .262 | 31 | 3 | 61 | 1 | .346 | 0 | 4 | 4 | 356 | 24 | 5 | .987 |
| 2024 | .196 | 46-28 | 97 | 12 | 19 | 3 | 1 | 2 | 8 | .309 | 13 | 0 | 32 | 2 | .291 | 0 | 0 | 4 | 151 | 5 | 0 | 1.000 |
| 2025 | .000 | 12-0 | 1 | 2 | 0 | 0 | 0 | 0 | 0 | .000 | 0 | 0 | 1 | 0 | 0 | 0 | 0 | 0 | 4 | 0 | 0 | 1.000 |
| CAREER | .193 | 120-76 | 243 | 48 | 47 | 7 | 1 | 4 | 22 | .280 | 44 | 3 | 94 | 3 | .324 | 0 | 4 | 8 | 511 | 29 | 5 | .991 |



REID HAIRE #24 • OUTFIELDER

(HAIR)

| YEAR | HEIGHT | WEIGHT | B/T |
|------|--------|--------|-----|
| SO | 6-0 | 195 | L/L |

| HOMETOWN | HIGH SCHOOL |
|--------------|------------------------|
| HUDSON, N.C. | PRO 5 BASEBALL ACADEMY |

X @HAIREREID

@REID_CARTER20

SEASON STATS

| AVG/OBP/SLG | AB | R | H | RBI | BB | SO | 1B | 2B | 3B | HR | SB |
|----------------|----|---|---|-----|----|----|----|----|----|----|----|
| .000/.000/.000 | 2 | 0 | 0 | 1 | 0 | 0 | 0 | 0 | 0 | 0 | 0 |

LAST GAME PLAYED

OPPONENT

APP STATE

LOCATION
CHARLOTTE, N.C.

RESULT

W, 7-6

DATE

MARCH 18, 2025

DEFENSIVE SUBSTITUTE

| | | |
|---------|-------|------------|
| 2 | 0 | 0 |
| AT BATS | HITS | RUNS |
| 1 | 0 | 0 |
| RBI | WALKS | STRIKEOUTS |

SEASON HIGHS

| | | | |
|------|---|---------------|------|
| AB: | 2 | Davidson..... | 3/12 |
| R: | | N/A | |
| H: | | N/A | |
| RBI: | 1 | Davidson..... | 3/12 |
| SB: | | N/A | |
| BB: | | N/A | |

CAREER HIGHS

| | | | |
|------|---|--|---------|
| AB: | 6 | vs. UTSA (AAC Championships)..... | 5/21/24 |
| R: | 2 | at Florida Atlantic..... | 3/24/24 |
| H: | 2 | 3x, last: vs. Campbell (Fayetteville, N.C.)..... | 4/2/24 |
| RBI: | 3 | 2x, last: at UTSA..... | 4/5/24 |
| SB: | 1 | 5x, last: Tulane, G2..... | 5/16/24 |
| BB: | 2 | 3x, last: vs. Florida Atlantic (AAC Championships).... | 5/16/24 |

HITTING STREAKS

CURRENT

LONGEST

5 Games 3/29/24..... 4/6/24

ON BASE STREAKS

CURRENT

LONGEST

5 Games 3x, last: 5/16/24..... 5/24/24

GAMES WITH...

2025 CAREER

| | | |
|---------------|-----|---|
| Multiple Hits | --- | 3 |
| 3+ Hits | --- | 0 |
| Multiple RBI | --- | 4 |
| 3+ RBI | --- | 2 |
| Multiple HRs | --- | 0 |

HAIRE'S CAREER STATS

| SEASON | AVG | GP-GS | AB | R | H | 2B | 3B | HR | RBI | SLG% | BB | HBP | SO | GDP | OB% | SF | SH | SB | PO | A | E | FLD% |
|--------|------|-------|-----|---|----|----|----|----|-----|------|----|-----|----|-----|------|----|----|----|----|---|-------|------|
| 2024 | .192 | 43-30 | 99 | 9 | 19 | 4 | 2 | 0 | 18 | .273 | 13 | 2 | 25 | 1 | .296 | 1 | 0 | 5 | 73 | 0 | 1 | .986 |
| 2025 | .000 | 2-0 | 2 | 0 | 0 | 0 | 0 | 0 | 1 | .000 | 0 | 0 | 0 | 0 | 0 | 0 | 0 | 1 | 0 | 0 | 1.000 | |
| CAREER | .188 | 45-30 | 101 | 9 | 19 | 4 | 2 | 0 | 19 | .267 | 13 | 2 | 25 | 1 | .291 | 1 | 0 | 5 | 74 | 0 | 1 | .987 |



TREY BAKER #25 • PITCHER

| YEAR | HEIGHT | WEIGHT | B/T |
|------|--------|--------|-----|
| R-SR | 6-3 | 215 | R/R |

| HOMETOWN | HIGH SCHOOL |
|--------------|--------------------------|
| ROSWELL, GA. | BLESSED TRINITY CATHOLIC |

| TRANSFER FROM |
|-------------------|
| GEORGIA HIGHLANDS |

X @TREYBAKER25

@TREYBAKER_

SEASON STATS

| ERA | WHIP | GP-GS | W-L | SV | IP | H | R | ER | BB | SO | oAVG |
|------|------|-------|-----|----|-----|---|---|----|----|----|------|
| 6.00 | 2.00 | 5-0 | 0-1 | 0 | 3.0 | 3 | 2 | 2 | 3 | 6 | .273 |

LAST GAME PLAYED

OPPONENT

UNCW

LOCATION
WILMINGTON, N.C.

RESULT

L, 4-11

DATE

MARCH 14, 2025

RELIEF PITCHER

| | | |
|--------------|-------|-------------|
| 0.0 | 1 | 1 |
| INN. PITCHED | RUNS | EARNED RUNS |
| 0 | 1 | 0 |
| HITS | WALKS | STRIKEOUTS |

SEASON BESTS

| | | | |
|-----|-----|-------------------------|------|
| IP: | 2.0 | Old Dominion..... | 2/22 |
| H: | 0 | 2x, last: at UNCW..... | 3/14 |
| ER: | 0 | 3x, last: Davidson..... | 3/12 |
| BB: | 0 | 2x, last: Davidson..... | 3/12 |
| SO: | 4 | Old Dominion..... | 2/22 |
| NP: | 31 | Old Dominion..... | 2/22 |

CAREER BESTS

| | | | |
|-----|-----|--------------------------|---------|
| IP: | 4.1 | Western Carolina..... | 3/5/24 |
| H: | 0 | 5x, last: AT UNCW..... | 3/14/25 |
| ER: | 0 | 11x, last: Davidson..... | 3/12/25 |
| BB: | 0 | 7x, last: Davidson..... | 3/12/25 |
| SO: | 9 | Western Carolina..... | 3/5/24 |
| NP: | 66 | Western Carolina..... | 3/5/24 |

STARTS WITH...

| | 2025 | CAREER |
|---------|------|--------|
| 5.0+ IP | --- | 0 |
| 5+ Ks | --- | 0 |

IN STARTS WITH 5.0+ IP...

| | 2025 | CAREER |
|------------------|------|--------|
| No Walks | --- | --- |
| Less than 3 Runs | --- | --- |
| No Hits | --- | --- |
| Quality Starts | --- | --- |

RELIEF OUTINGS WITH...


| | 2025 | CAREER |
|---------|------|--------|
| 1.0+ IP | 1 | 9 |
| 2+ Ks | 1 | 6 |

RELIEF OUTINGS WITH 1.0+ IP...

| | 2025 | CAREER |
|------------------|------|--------|
| No Walks | 0 | 2 |
| Less than 2 Runs | 1 | 7 |
| No Hits | 0 | 2 |
| No Baserunners | 0 | 1 |

BAKER'S CAREER STATS

| SEASON | ERA | W-L | GP-GS | CG | SHO | SV | IP | H | R | ER | BB | SO | 2B | 3B | HR | BF | oAVG | WP | HBP | BK | SFA | SHA |
|--------|------|-----|-------|----|-----|----|------|----|----|----|----|----|----|----|----|-----|------|----|-----|----|-----|-----|
| 2024 | 9.90 | 2-3 | 15-4 | 0 | 0 | 0 | 20.0 | 28 | 25 | 22 | 10 | 25 | 6 | 1 | 7 | 103 | .329 | 3 | 5 | 0 | 1 | 1 |
| 2025 | 6.00 | 0-1 | 5-0 | 0 | 0 | 0 | 3.0 | 3 | 2 | 2 | 3 | 6 | 0 | 0 | 1 | 16 | .273 | 0 | 1 | 0 | 0 | 1 |
| CAREER | 9.39 | 2-4 | 20-4 | 0 | 0 | 0 | 23.0 | 31 | 27 | 24 | 13 | 31 | 6 | 1 | 8 | 119 | .323 | 3 | 6 | 0 | 1 | 2 |



JUAN RIVERA

#26 • INFILDER

| YEAR | HEIGHT | WEIGHT | B/T |
|------|--------|--------|-----|
| JR | 5-7 | 165 | L/R |

| HOMETOWN | HIGH SCHOOL |
|----------------|-------------------|
| MISSION, TEXAS | SHARYLAND PIONEER |

| TRANSFER FROM |
|---------------------|
| UTRGV/DODGE CITY CC |

[X @JUANRRIVERAAA](#) [@JUANRRIVERA0](#)

SEASON STATS

| AVG/OBP/SLG | AB | R | H | RBI | BB | SO | 1B | 2B | 3B | HR | SB |
|----------------|----|---|----|-----|----|----|----|----|----|----|----|
| .233/.346/.302 | 43 | 5 | 10 | 2 | 6 | 7 | 7 | 3 | 0 | 0 | 4 |

LAST GAME PLAYED

OPPONENT

APP STATE

LOCATION

CHARLOTTE, N.C.

RESULT

W, 7-6

DATE

MARCH 18, 2025

STARTING LEFT FIELDER

| | | |
|---------|-------|------------|
| 3 | 1 | 0 |
| AT BATS | HITS | RUNS |
| 1 | 0 | 1 |
| RBI | WALKS | STRIKEOUTS |

SEASON HIGHS

| | | | |
|------|---|-------------------------|------|
| AB: | 5 | Northeastern, G2 | 2/14 |
| R: | 1 | 4x, last: James Madison | 3/7 |
| H: | 2 | at UNCW, G1 | 3/15 |
| RBI: | 1 | 2x, last: App State | 3/18 |
| SB: | 1 | 4x, last: at UNCW, G2 | 3/15 |
| BB: | 3 | Old Dominion | 2/21 |

CAREER HIGHS

| | | | |
|------|---|-------------------------|---------|
| AB: | 5 | Northeastern, G2 | 2/14/25 |
| R: | 1 | 7x, last: James Madison | 3/7/25 |
| H: | 2 | at UNCW, G1 | 3/15/25 |
| RBI: | 1 | 3x, last: APP STATE | 3/18/25 |
| SB: | 1 | 4x, last: at UNCW, G2 | 3/15/25 |
| BB: | 3 | Old Dominion | 2/21/25 |

HITTING STREAKS

CURRENT

4 Games

LONGEST

4 Games

START

3/15/25

END

ON BASE STREAKS

CURRENT

7 Games

LONGEST

7 Games, 2x, last:

START

3/7/25

END

GAMES WITH...

| | 2025 | CAREER |
|---------------|------|--------|
| Multiple Hits | 1 | 1 |
| 3+ Hits | 0 | 0 |
| Multiple RBI | 0 | 0 |
| 3+ RBI | 0 | 0 |
| Multiple HRs | 0 | 0 |

RIVERA'S CAREER STATS

| SEASON | AVG | GP-GS | AB | R | H | 2B | 3B | HR | RBI | SLG% | BB | HBP | SO | GDP | OB% | SF | SH | SB | PO | A | E | FLD% |
|--------------|------|-------|----|---|----|----|----|----|-----|------|----|-----|----|-----|------|----|----|----|----|---|---|-------|
| 2023 (UTRGV) | .143 | 5-2 | 7 | 3 | 1 | 0 | 0 | 0 | 1 | .143 | 2 | 0 | 1 | 0 | .333 | 0 | 0 | 0 | 4 | 0 | 0 | 1.000 |
| 2025 | .233 | 18-12 | 43 | 5 | 10 | 3 | 0 | 0 | 2 | .302 | 6 | 2 | 7 | 3 | .346 | 1 | 3 | 4 | 20 | 0 | 0 | 1.000 |
| CAREER | .220 | 23-14 | 50 | 8 | 11 | 3 | 0 | 0 | 3 | .280 | 8 | 2 | 8 | 3 | .344 | 1 | 3 | 4 | 24 | 0 | 0 | 1.000 |



JOSEPH TAYLOR

#29 • PITCHER

| YEAR | HEIGHT | WEIGHT | B/T |
|------|--------|--------|-----|
| SO | 5-11 | 180 | R/R |

| HOMETOWN | HIGH SCHOOL |
|------------|------------------------|
| APEX, N.C. | PRO 5 BASEBALL ACADEMY |

[X @JOSEPH_TAYLOR44](#) [@JOSEPH.TAYLOR29](#)

SEASON STATS

| ERA | WHIP | GP-GS | W-L | SV | IP | H | R | ER | BB | SO | oAVG |
|------|------|-------|-----|----|------|----|---|----|----|----|------|
| 2.45 | 1.45 | 8-0 | 2-1 | 4 | 22.0 | 17 | 6 | 6 | 15 | 30 | .221 |

LAST GAME PLAYED

OPPONENT

APP STATE

LOCATION

CHARLOTTE, N.C.

RESULT

W, 7-6

DATE

MARCH 18, 2025

RELIEF PITCHER

| | | |
|--------------|-------|-------------|
| 3.0 | 0 | 0 |
| INN. PITCHED | RUNS | EARNED RUNS |
| 3 | 2 | 3 |
| HITS | WALKS | STRIKEOUTS |

SEASON BESTS

| | | | |
|-----|-----|--------------------------|------|
| IP: | 4.0 | 2x, last: at #4 Arkansas | 3/1 |
| H: | 0 | at Wofford | 2/18 |
| ER: | 0 | 6x, last: App State | 3/18 |
| BB: | 0 | James Madison | 3/8 |
| SO: | 8 | Old Dominion | 2/21 |
| NP: | 77 | Old Dominion | 2/21 |

CAREER BESTS

| | | | |
|-----|-----|--------------------------|---------|
| IP: | 4.0 | 2x, last: at #4 Arkansas | 3/1/25 |
| H: | 0 | 7x, last: at Wofford | 2/18/25 |
| ER: | 0 | 17x, last: APP STATE | 3/18/25 |
| BB: | 0 | 11x, last: James Madison | 3/8/25 |
| SO: | 8 | Old Dominion | 2/21/25 |
| NP: | 77 | Old Dominion | 2/21/25 |

STARTS WITH...

| | 2025 | CAREER |
|---------|------|--------|
| 5.0+ IP | --- | --- |
| 5+ Ks | --- | --- |

IN STARTS WITH 5.0+ IP...

| | 2025 | CAREER |
|------------------|------|--------|
| No Walks | --- | --- |
| Less than 3 Runs | --- | --- |
| No Hits | --- | --- |
| Quality Starts | --- | --- |

RELIEF OUTINGS WITH...

| | 2025 | CAREER |
|---------|------|--------|
| 1.0+ IP | 7 | 21 |
| 2+ Ks | 7 | 21 |

RELIEF OUTINGS WITH 1.0+ IP...

| | 2025 | CAREER |
|------------------|------|--------|
| No Walks | 0 | 8 |
| Less than 2 Runs | 6 | 15 |
| No Hits | 1 | 4 |
| No Baserunners | 0 | 2 |

TAYLOR'S CAREER STATS

| SEASON | ERA | W-L | GP-GS | CG | SHO | SV | IP | H | R | ER | BB | SO | 2B | 3B | HR | BF | oAVG | WP | HBP | BK | SFA | SHA |
|--------|------|-----|-------|----|-----|----|------|----|----|----|----|----|----|----|----|-----|------|----|-----|----|-----|-----|
| 2024 | 6.10 | 3-5 | 22-0 | 0 | 0 | 0 | 31.0 | 29 | 24 | 21 | 16 | 32 | 10 | 1 | 3 | 140 | .246 | 9 | 4 | 0 | 1 | 1 |
| 2025 | 2.45 | 2-1 | 8-0 | 0 | 0 | 4 | 22.0 | 17 | 6 | 6 | 15 | 30 | 3 | 1 | 1 | 96 | .221 | 1 | 1 | 0 | 1 | 2 |
| CAREER | 4.58 | 5-6 | 30-0 | 0 | 0 | 4 | 53.0 | 46 | 30 | 27 | 31 | 62 | 13 | 2 | 4 | 236 | .236 | 10 | 5 | 0 | 2 | 3 |



BLAKE GILLESPIE

#32 • PITCHER

[GILL-ESS-PEE]

| YEAR | HEIGHT | WEIGHT | B/T |
|------|--------|--------|-----|
| JR | 6-2 | 205 | S/R |

| HOMETOWN | HIGH SCHOOL |
|---------------|-------------|
| CLERMONT, GA. | MEDWAY |

| TRANSFER FROM |
|---------------|
| GEORGIA |

X @BLAKEGILLESPIE13 @BLAKE.GILLESPIE

SEASON STATS

| ERA | WHIP | GP-GS | W-L | SV | IP | H | R | ER | BB | SO | oAVG |
|------|------|-------|-----|----|------|----|----|----|----|----|------|
| 5.20 | 1.16 | 5-5 | 1-3 | 0 | 27.2 | 25 | 16 | 16 | 7 | 34 | .243 |

LAST GAME PLAYED

OPPONENT

UNCW

LOCATION
WILMINGTON, N.C.

RESULT

L, 4-11

DATE

MARCH 14, 2025

STARTING PITCHER

| 4.0 | 6 | 6 |
|--------------|-------|-------------|
| INN. PITCHED | RUNS | EARNED RUNS |
| 9 | 1 | 7 |
| HITS | WALKS | STRIKEOUTS |

SEASON BESTS

| | | | |
|-----|-----|-----------------------|------|
| IP: | 9.0 | James Madison..... | 3/7 |
| H: | 0 | James Madison..... | 3/7 |
| ER: | 0 | James Madison..... | 3/7 |
| BB: | 0 | Northeastern, G2..... | 2/14 |
| SO: | 11 | James Madison..... | 3/7 |
| NP: | 113 | James Madison..... | 3/7 |

CAREER BESTS

| | | | |
|-----|-----|---------------------------------|---------|
| IP: | 9.0 | James Madison..... | 3/7/25 |
| H: | 0 | 5x, last: James Madison..... | 3/7/25 |
| ER: | 0 | 8x, last: James Madison..... | 3/7/25 |
| BB: | 0 | 9x, last: Northeastern, G2..... | 2/14/25 |
| SO: | 11 | James Madison..... | 3/7/25 |
| NP: | 113 | James Madison..... | 3/7/25 |

STARTS WITH...

| | 2025 | CAREER |
|---------|------|--------|
| 5.0+ IP | 3 | 3 |
| 5+ Ks | 5 | 5 |

IN STARTS WITH 5.0+ IP...

| | 2025 | CAREER |
|------------------|------|--------|
| No Walks | 1 | 1 |
| Less than 3 Runs | 1 | 1 |
| No Hits | 1 | 1 |
| Quality Starts | 1 | 1 |

RELIEF OUTINGS WITH...

| | 2025 | CAREER |
|---------|------|--------|
| 1.0+ IP | --- | 7 |
| 2+ Ks | --- | 2 |

RELIEF OUTINGS WITH 1.0+ IP...

| | 2025 | CAREER |
|------------------|------|--------|
| No Walks | --- | 3 |
| Less than 2 Runs | --- | 5 |
| No Hits | --- | 2 |
| No Baserunners | --- | 0 |

GILLESPIE'S CAREER STATS

| SEASON | ERA | W-L | GP-GS | CG | SHO | SV | IP | H | R | ER | BB | SO | 2B | 3B | HR | BF | oAVG | WP | HBP | BK | SFA | SHA |
|------------|-------|-----|-------|----|-----|----|------|----|----|----|----|----|----|----|----|-----|------|----|-----|----|-----|-----|
| 2023 (UGA) | 14.66 | 0-1 | 8-3 | 0 | 0 | 0 | 11.2 | 18 | 19 | 19 | 7 | 4 | 2 | 0 | 3 | 60 | .383 | 0 | 3 | 0 | 2 | 1 |
| 2024 (UGA) | 12.27 | 0-0 | 9-1 | 0 | 0 | 0 | 7.1 | 14 | 12 | 10 | 5 | 8 | 3 | 1 | 2 | 43 | .378 | 1 | 0 | 0 | 1 | 0 |
| 2025 | 5.20 | 1-3 | 5-5 | 1 | 1 | 0 | 27.2 | 25 | 16 | 16 | 7 | 34 | 3 | 1 | 4 | 113 | .243 | 0 | 2 | 0 | 0 | 1 |
| CAREER | 8.68 | 1-4 | 22-9 | 1 | 1 | 0 | 46.2 | 57 | 47 | 45 | 19 | 46 | 8 | 2 | 9 | 216 | .305 | 1 | 5 | 0 | 3 | 2 |



TANNER KALER

#34 • PITCHER

[KAY-LURR]

| YEAR | HEIGHT | WEIGHT | B/T |
|------|--------|--------|-----|
| SO | 6-1 | 195 | L/L |

| HOMETOWN | HIGH SCHOOL |
|---------------|--------------------|
| CONCORD, N.C. | NORTHWEST CABARRUS |

@TANNER.KALER

SEASON STATS

| ERA | WHIP | GP-GS | W-L | SV | IP | H | R | ER | BB | SO | oAVG |
|------|------|-------|-----|----|-----|---|---|----|----|----|------|
| 0.00 | 1.00 | 4-0 | 1-0 | 0 | 3.0 | 1 | 0 | 0 | 2 | 5 | .111 |

LAST GAME PLAYED

OPPONENT

APP STATE

LOCATION
CHARLOTTE, N.C.

RESULT

W, 7-6

DATE

MARCH 18, 2025

RELIEF PITCHER

| 0.2 | 0 | 0 |
|--------------|-------|-------------|
| INN. PITCHED | RUNS | EARNED RUNS |
| 0 | 0 | 0 |
| HITS | WALKS | STRIKEOUTS |

SEASON BESTS

| | | | |
|-----|-----|--------------------------|------|
| IP: | 1.1 | at UNCW, G2..... | 3/15 |
| H: | 0 | 3x, last: App State..... | 3/18 |
| ER: | 0 | 4x, last: App State..... | 3/18 |
| BB: | 0 | 3x, last: App State..... | 3/18 |
| SO: | 3 | Davidson..... | 3/12 |
| NP: | 20 | at UNCW, G2..... | 3/15 |

CAREER BESTS

| | | | |
|-----|-----|--|---------|
| IP: | 3.0 | vs. Florida Atlantic (AAC Championships).... | 5/24/24 |
| H: | 0 | 12x, last: APP STATE..... | 3/18/25 |
| ER: | 0 | 13x, last: APP STATE..... | 3/18/25 |
| BB: | 0 | 7x, last: APP STATE..... | 3/18/25 |
| SO: | 3 | 3x, last: Davidson..... | 3/12/25 |
| NP: | 39 | vs. Florida Atlantic (AAC Championships).... | 5/24/24 |

STARTS WITH...

| | 2025 | CAREER |
|---------|------|--------|
| 5.0+ IP | --- | --- |
| 5+ Ks | --- | --- |

IN STARTS WITH 5.0+ IP...

| | 2025 | CAREER |
|------------------|------|--------|
| No Walks | --- | --- |
| Less than 3 Runs | --- | --- |
| No Hits | --- | --- |
| Quality Starts | --- | --- |

RELIEF OUTINGS WITH...


| | 2025 | CAREER |
|---------|------|--------|
| 1.0+ IP | 2 | 6 |
| 2+ Ks | 2 | 4 |

RELIEF OUTINGS WITH 1.0+ IP...

| | 2025 | CAREER |
|------------------|------|--------|
| No Walks | 2 | 4 |
| Less than 2 Runs | 2 | 5 |
| No Hits | 2 | 5 |
| No Baserunners | 0 | 2 |

KALER'S CAREER STATS

| SEASON | ERA | W-L | GP-GS | CG | SHO | SV | IP | H | R | ER | BB | SO | 2B | 3B | HR | BF | oAVG | WP | HBP | BK | SFA | SHA |
|--------|------|-----|-------|----|-----|----|-----|----|---|----|----|----|----|----|----|----|------|----|-----|----|-----|-----|
| 2024 | 6.75 | 0-0 | 11-0 | 0 | 0 | 0 | 9.1 | 10 | 7 | 7 | 8 | 10 | 2 | 0 | 0 | 45 | .278 | 3 | 0 | 0 | 1 | 0 |
| 2025 | 0.00 | 1-0 | 4-0 | 0 | 0 | 0 | 3.0 | 1 | 0 | 0 | 2 | 5 | 0 | 0 | 0 | 13 | .111 | 0 | 2 | 0 | 0 | 0 |
| CAREER | 0.00 | 1-0 | 4-0 | 0 | 0 | 0 | 3.0 | 1 | 0 | 0 | 2 | 5 | 0 | 0 | 0 | 13 | .111 | 0 | 2 | 0 | 0 | 0 |



ANDREW KRIBBS #35 • PITCHER

| YEAR | HEIGHT | WEIGHT | B/T |
|------|--------|--------|-----|
| JR | 6-0 | 210 | R/R |

| HOMETOWN | HIGH SCHOOL |
|------------------|-------------|
| KNOXVILLE, TENN. | CAK |

| TRANSFER FROM |
|--------------------|
| CLEVELAND STATE CC |

@ANDREWKRIBBS KRIIBBS_

SEASON STATS

| ERA | WHIP | GP-GS | W-L | SV | IP | H | R | ER | BB | SO | oAVG |
|------|------|-------|-----|----|------|----|---|----|----|----|------|
| 3.48 | 1.50 | 5-5 | 1-0 | 0 | 20.2 | 22 | 8 | 8 | 9 | 25 | .286 |

LAST GAME PLAYED
OPPONENT
UNCW
LOCATION
WILMINGTON, N.C.
RESULT
W, 5-2
DATE
MARCH 15, 2025 - G1
STARTING PITCHER

| 3.0 | 2 | 2 |
|--------------|-------|-------------|
| INN. PITCHED | RUNS | EARNED RUNS |
| 4 | 2 | 3 |
| HITS | WALKS | STRIKEOUTS |

SEASON BESTS

| | | |
|---------|------------------------------|------|
| IP: 6.0 | James Madison..... | 3/8 |
| H: 1 | at Wofford..... | 2/18 |
| ER: 0 | at Wofford..... | 2/18 |
| BB: 1 | 2x, last: James Madison..... | 3/8 |
| SO: 8 | Old Dominion..... | 2/23 |
| NP: 86 | at #4 Arkansas..... | 3/2 |

CAREER BESTS

| | | |
|---------|------------------------------|---------|
| IP: 6.0 | James Madison..... | 3/8/25 |
| H: 1 | at Wofford..... | 2/18/25 |
| ER: 0 | at Wofford..... | 2/18/25 |
| BB: 1 | 2x, last: James Madison..... | 3/8/25 |
| SO: 8 | Old Dominion..... | 2/23/25 |
| NP: 86 | at #4 Arkansas..... | 3/2/25 |

STARTS WITH...

| | 2025 | CAREER |
|---------|------|--------|
| 5.0+ IP | 2 | 2 |
| 5+ Ks | 3 | 3 |

IN STARTS WITH 5.0+ IP...

| | 2025 | CAREER |
|------------------|------|--------|
| No Walks | 0 | 0 |
| Less than 3 Runs | 2 | 2 |
| No Hits | 0 | 0 |
| Quality Starts | 1 | 1 |

RELIEF OUTINGS WITH...

| | 2025 | CAREER |
|---------|------|--------|
| 1.0+ IP | --- | --- |
| 2+ Ks | --- | --- |

RELIEF OUTINGS WITH 1.0+ IP...

| | 2025 | CAREER |
|------------------|------|--------|
| No Walks | --- | --- |
| Less than 2 Runs | --- | --- |
| No Hits | --- | --- |
| No Baserunners | --- | --- |

KRIBBS'S CAREER STATS

| SEASON | ERA | W-L | GP-GS | CG | SHO | SV | IP | H | R | ER | BB | SO | 2B | 3B | HR | BF | oAVG | WP | HBP | BK | SFA | SHA |
|--------|------|-----|-------|----|-----|----|------|----|---|----|----|----|----|----|----|----|------|----|-----|----|-----|-----|
| 2025 | 3.48 | 1-0 | 5-5 | 0 | 0 | 0 | 20.2 | 22 | 8 | 8 | 9 | 25 | 4 | 0 | 1 | 89 | .286 | 1 | 1 | 0 | 0 | 2 |
| CAREER | 3.48 | 1-0 | 5-5 | 0 | 0 | 0 | 20.2 | 22 | 8 | 8 | 9 | 25 | 4 | 0 | 1 | 89 | .286 | 1 | 1 | 0 | 0 | 2 |



CHASE ALLEN #37 • PITCHER

| YEAR | HEIGHT | WEIGHT | B/T |
|------|--------|--------|-----|
| GR | 6-6 | 215 | R/R |

| HOMETOWN | HIGH SCHOOL |
|------------------|--------------|
| LITTLETON, COLO. | REGIS JESUIT |

| TRANSFER FROM |
|---------------|
| MICHIGAN |

SEASON STATS

| ERA | WHIP | GP-GS | W-L | SV | IP | H | R | ER | BB | SO | oAVG |
|-----|------|-------|-----|-----|-----|-----|-----|-----|-----|-----|------|
| --- | --- | --- | --- | --- | --- | --- | --- | --- | --- | --- | --- |

LAST APPEARANCE*
OPPONENT
PENN STATE
LOCATION
OMAHA, NEB.
RESULT
L, 5-9
DATE
MAY 23, 2024
STARTING PITCHER
* With Michigan

| 4.1 | 3 | 3 |
|--------------|-------|-------------|
| INN. PITCHED | RUNS | EARNED RUNS |
| 7 | 2 | 3 |
| HITS | WALKS | STRIKEOUTS |

SEASON BESTS

| | |
|-----|-----|
| IP: | N/A |
| H: | N/A |
| ER: | N/A |
| BB: | N/A |
| SO: | N/A |
| NP: | N/A |

CAREER BESTS

| | | |
|---------|---|-----------------------|
| IP: 8.0 | 2x, last: at Cal State Fullerton..... | 2/25/23 *at Michigan* |
| H: 0 | 7x, last: at #7 Louisville (NCAA Regional)..... | 6/4/22 *at Michigan* |
| ER: 0 | 15x, last: Western Michigan..... | 2/18/24 *at Michigan* |
| BB: 0 | 14x, last: Purdue..... | 5/12/24 *at Michigan* |
| SO: 10 | at Cal State Fullerton..... | 2/26/23 *at Michigan* |
| NP: 111 | at Michigan State..... | 5/3/24 *at Michigan* |

STARTS WITH...

| | 2025 | CAREER |
|---------|------|--------|
| 5.0+ IP | --- | 19 |
| 5+ Ks | --- | 6 |

IN STARTS WITH 5.0+ IP...

| | 2025 | CAREER |
|------------------|------|--------|
| No Walks | --- | 1 |
| Less than 3 Runs | --- | 8 |
| No Hits | --- | 0 |
| Quality Starts | --- | 6 |

RELIEF OUTINGS WITH...

| | 2025 | CAREER |
|---------|------|--------|
| 1.0+ IP | --- | 24 |
| 2+ Ks | --- | 10 |

RELIEF OUTINGS WITH 1.0+ IP...

| | 2025 | CAREER |
|------------------|------|--------|
| No Walks | --- | 10 |
| Less than 2 Runs | --- | 13 |
| No Hits | --- | 5 |
| No Baserunners | --- | 3 |

ALLEN'S CAREER STATS

| SEASON | ERA | W-L | GP-GS | CG | SHO | SV | IP | H | R | ER | BB | SO | 2B | 3B | HR | BF | oAVG | WP | HBP | BK | SFA | SHA |
|------------|------|------|-------|-----|-----|-----|-------|-----|-----|-----|-----|-----|-----|-----|-----|-----|-------|-----|-----|-----|-----|-----|
| 2021 (U-M) | INF | 0-0 | 1-0 | 0 | 0 | 0 | 0.0 | 1 | 3 | 3 | 1 | 0 | 0 | 0 | 0 | 3 | 1.000 | 0 | 1 | 0 | 0 | 0 |
| 2022 (U-M) | 4.01 | 7-2 | 27-7 | 0 | 0 | 3 | 76.1 | 70 | 42 | 34 | 29 | 57 | 18 | 2 | 12 | 341 | .238 | 5 | 14 | 1 | 2 | 2 |
| 2023 (U-M) | 7.44 | 5-3 | 12-10 | 0 | 0 | 0 | 52.0 | 73 | 47 | 43 | 30 | 49 | 15 | 2 | 8 | 262 | .326 | 6 | 6 | 1 | 2 | 0 |
| 2024 (U-M) | 7.27 | 3-3 | 19-12 | 0 | 0 | 0 | 64.1 | 81 | 58 | 52 | 32 | 33 | 23 | 1 | 6 | 305 | .319 | 10 | 8 | 0 | 6 | 5 |
| 2025 | --- | --- | --- | --- | --- | --- | --- | --- | --- | --- | --- | --- | --- | --- | --- | --- | --- | --- | --- | --- | --- | --- |
| CAREER | 6.17 | 15-8 | 59-29 | 0 | 0 | 3 | 192.2 | 225 | 150 | 132 | 92 | 139 | 56 | 5 | 26 | 911 | .291 | 21 | 29 | 2 | 10 | 7 |



TRIP DoVALE

#38 • PITCHER

(DOE-VAL)

| YEAR | HEIGHT | WEIGHT | B/T |
|------|--------|--------|-----|
| JR | 6-1 | 190 | R/R |

| HOMETOWN | HIGH SCHOOL |
|--------------|-------------|
| ROSWELL, GA. | ROSWELL |

| TRANSFER FROM |
|-------------------|
| GEORGIA HIGHLANDS |

X @DOVALETRIP @TRIPDOVALE

SEASON STATS

| ERA | WHIP | GP-GS | W-L | SV | IP | H | R | ER | BB | SO | oAVG |
|------|------|-------|-----|----|-----|---|---|----|----|----|------|
| 0.00 | 0.50 | 1-1 | 1-0 | 0 | 2.0 | 1 | 0 | 0 | 0 | 5 | .143 |

LAST APPEARANCE

OPPONENT
DAVIDSON
LOCATION
CHARLOTTE, N.C.
RESULT
W, 12-0 (7 INN.)
DATE
MARCH 12, 2025
STARTING PITCHER

| 2.0 | 0 | 0 |
|--------------|-------|-------------|
| INN. PITCHED | RUNS | EARNED RUNS |
| 1 | 0 | 5 |
| HITS | WALKS | STRIKEOUTS |

SEASON BESTS

| | | |
|---------|---------------|------|
| IP: 2.0 | Davidson..... | 3/12 |
| H: 1 | Davidson..... | 3/12 |
| ER: 0 | Davidson..... | 3/12 |
| BB: 0 | Davidson..... | 3/12 |
| SO: 5 | Davidson..... | 3/12 |
| NP: 35 | Davidson..... | 3/12 |

CAREER BESTS

| | | |
|---------|---------------|---------|
| IP: 2.0 | DAVIDSON..... | 3/12/25 |
| H: 1 | DAVIDSON..... | 3/12/25 |
| ER: 0 | DAVIDSON..... | 3/12/25 |
| BB: 0 | DAVIDSON..... | 3/12/25 |
| SO: 5 | DAVIDSON..... | 3/12/25 |
| NP: 35 | DAVIDSON..... | 3/12/25 |

STARTS WITH...

| | 2025 | CAREER |
|---------|------|--------|
| 5.0+ IP | 0 | 0 |
| 5+ Ks | 1 | 0 |

IN STARTS WITH 5.0+ IP...

| | 2025 | CAREER |
|------------------|------|--------|
| No Walks | --- | --- |
| Less than 3 Runs | --- | --- |
| No Hits | --- | --- |
| Quality Starts | --- | --- |

RELIEF OUTINGS WITH...

| | 2025 | CAREER |
|---------|------|--------|
| 1.0+ IP | --- | --- |
| 2+ Ks | --- | --- |

RELIEF OUTINGS WITH 1.0+ IP...

| | 2025 | CAREER |
|------------------|------|--------|
| No Walks | --- | --- |
| Less than 2 Runs | --- | --- |
| No Hits | --- | --- |
| No Baserunners | --- | --- |

DoVALE'S CAREER STATS

| SEASON | ERA | W-L | GP-GS | CG | SHO | SV | IP | H | R | ER | BB | SO | 2B | 3B | HR | BF | oAVG | WP | HBP | BK | SFA | SHA |
|--------|------|-----|-------|----|-----|----|-----|---|---|----|----|----|----|----|----|----|------|----|-----|----|-----|-----|
| 2025 | 0.00 | 1-0 | 1-1 | 0 | 0 | 0 | 2.0 | 1 | 0 | 0 | 0 | 5 | 0 | 0 | 0 | 7 | .143 | 0 | 0 | 0 | 0 | 0 |
| CAREER | 0.00 | 1-0 | 1-1 | 0 | 0 | 0 | 2.0 | 1 | 0 | 0 | 0 | 5 | 0 | 0 | 0 | 7 | .143 | 0 | 0 | 0 | 0 | 0 |



MIKE SZTURMA

#40 • PITCHER

(STIR-MUH)

| YEAR | HEIGHT | WEIGHT | B/T |
|------|--------|--------|-----|
| GR | 6-3 | 220 | R/R |

| HOMETOWN | HIGH SCHOOL |
|---------------------|-------------------|
| BEACON FALLS, CONN. | WOODLAND REGIONAL |

| TRANSFER FROM |
|----------------------------|
| SOUTHERN CONNECTICUT STATE |

X @MSZTURMA2 @MSZTURMA12

SEASON STATS

| ERA | WHIP | GP-GS | W-L | SV | IP | H | R | ER | BB | SO | oAVG |
|------|------|-------|-----|----|------|----|----|----|----|----|------|
| 5.82 | 1.41 | 6-4 | 1-0 | 0 | 17.0 | 19 | 12 | 11 | 5 | 16 | .275 |

LAST GAME PLAYED

OPPONENT
APP STATE
LOCATION
CHARLOTTE, N.C.
RESULT
W, 7-6
DATE
MARCH 18, 2025
STARTING PITCHER

| 3.1 | 1 | 0 |
|--------------|-------|-------------|
| INN. PITCHED | RUNS | EARNED RUNS |
| 2 | 1 | 4 |
| HITS | WALKS | STRIKEOUTS |

SEASON BESTS

| | | |
|---------|----------------------------|------|
| IP: 6.0 | Northeastern, G1..... | 2/14 |
| H: 1 | 2x, last: at UNCW, G2..... | 3/15 |
| ER: 0 | 3x, last: App State..... | 3/18 |
| BB: 0 | 2x, last: at UNCW, G2..... | 3/15 |
| SO: 4 | 2x, last: App State..... | 3/18 |
| NP: 70 | Northeastern, G1..... | 2/14 |

CAREER BESTS

| | | |
|---------|-----------------------------|-----------------------------------|
| IP: 8.0 | Bently..... | 4/20/24 *at Southern Connecticut* |
| H: 0 | Saint Anselm..... | 3/26/24 *at Southern Connecticut* |
| ER: 0 | 9x, LAST: APP STATE..... | 3/18/25 |
| BB: 0 | 9x, last: at UNCW, G2..... | 3/15/25 |
| SO: 12 | 2x, last: Saint Anselm..... | 3/26/24 *at Southern Connecticut* |
| NP: 101 | at Le Moyne..... | 4/7/23 *at Southern Connecticut* |

STARTS WITH...

| | 2025 | CAREER |
|---------|------|--------|
| 5.0+ IP | 1 | 17 |
| 5+ Ks | 0 | 14 |

IN STARTS WITH 5.0+ IP...

| | 2025 | CAREER |
|------------------|------|--------|
| No Walks | 0 | 4 |
| Less than 3 Runs | 1 | 7 |
| No Hits | 0 | 0 |
| Quality Starts | 1 | 10 |

RELIEF OUTINGS WITH...

| | 2025 | CAREER |
|---------|------|--------|
| 1.0+ IP | 2 | 5 |
| 2+ Ks | 2 | 5 |

RELIEF OUTINGS WITH 1.0+ IP...

| | 2025 | CAREER |
|------------------|------|--------|
| No Walks | 2 | 4 |
| Less than 2 Runs | 2 | 5 |
| No Hits | 0 | 1 |
| No Baserunners | 0 | 1 |

SZTURMA'S CAREER STATS

| SEASON | ERA | W-L | GP-GS | CG | SHO | SV | IP | H | R | ER | BB | SO | 2B | 3B | HR | BF | oAVG | WP | HBP | BK | SFA | SHA |
|-------------|-------|-----|-------|----|-----|----|-------|-----|-----|----|----|-----|----|----|----|-----|------|----|-----|----|-----|-----|
| 2021 (SCSU) | 7.36 | 0-2 | 5-2 | 0 | 0 | 0 | 11.0 | 13 | 10 | 9 | 9 | 10 | 4 | 0 | 1 | 53 | .310 | 4 | 1 | 0 | 0 | 1 |
| 2022 (SCSU) | 10.38 | 0-2 | 3-3 | 0 | 0 | 0 | 13.0 | 25 | 18 | 15 | 7 | 13 | 2 | 0 | 0 | 72 | .391 | 2 | 0 | 0 | 1 | 0 |
| 2023 (SCSU) | 4.32 | 3-3 | 10-10 | 0 | 0 | 0 | 50.0 | 70 | 42 | 24 | 19 | 49 | 15 | 1 | 3 | 236 | .332 | 5 | 1 | 0 | 1 | 4 |
| 2024 (SCSU) | 3.39 | 5-2 | 13-12 | 0 | 0 | 0 | 71.2 | 81 | 36 | 27 | 14 | 71 | 7 | 4 | 5 | 301 | .287 | 4 | 1 | 0 | 1 | 3 |
| 2025 | 5.82 | 1-0 | 6-4 | 0 | 0 | 0 | 17.0 | 19 | 12 | 11 | 5 | 16 | 6 | 0 | 3 | 75 | .275 | 0 | 1 | 0 | 0 | 0 |
| CAREER | 4.76 | 9-9 | 37-31 | 0 | 0 | 0 | 162.2 | 208 | 118 | 86 | 54 | 159 | 34 | 5 | 12 | 737 | .311 | 15 | 4 | 0 | 3 | 8 |



JOEL SARVER
#41 • PITCHER

[SARR-VURR]

| YEAR | HEIGHT | WEIGHT | B/T |
|------|--------|--------|-----|
| R-SR | 6-1 | 210 | R/R |

| HOMETOWN | HIGH SCHOOL |
|-----------------|-------------------|
| CHAMPAIGN, ILL. | CHAMPAIGN CENTRAL |

| TRANSFER FROM |
|-------------------------|
| NORTHWEST FLORIDA STATE |

X @SARVER_JOEL @JOELSARVER13

SEASON STATS

| ERA | WHIP | GP-GS | W-L | SV | IP | H | R | ER | BB | SO | oAVG |
|------|------|-------|-----|----|-----|----|---|----|----|----|------|
| 8.64 | 1.44 | 6-0 | 0-1 | 0 | 8.1 | 11 | 8 | 8 | 1 | 13 | .306 |

LAST GAME PLAYED
OPPONENT
UNCW
LOCATION
WILMINGTON, N.C.
RESULT
L, 4-6
DATE
MARCH 15, 2025 - G2
RELIEF PITCHER

| 0.1 | 1 | 1 |
|--------------|-------|-------------|
| INN. PITCHED | RUNS | EARNED RUNS |
| 1 | 0 | 0 |
| HITS | WALKS | STRIKEOUTS |

SEASON BESTS

| | | | |
|-----|-----|----------------------------|------|
| IP: | 3.0 | Old Dominion..... | 2/23 |
| H: | 1 | 3x, last: at UNCW, G2..... | 3/15 |
| ER: | 0 | 2x, last: Davidson..... | 3/12 |
| BB: | 0 | 5x, last: at UNCW, G2..... | 3/15 |
| SO: | 5 | 2x, last: Davidson..... | 3/12 |
| NP: | 46 | Old Dominion..... | 2/23 |

CAREER BESTS

| | | | |
|-----|-----|-------------------------|---------|
| IP: | 3.0 | Old Dominion..... | 2/23/25 |
| H: | 0 | Gardner-Webb..... | 3/20/24 |
| ER: | 0 | 3x, last: Davidson..... | 3/12/25 |
| BB: | 0 | 5x, last: Davidson..... | 3/12/25 |
| SO: | 5 | 2x, last: Davidson..... | 3/12/25 |
| NP: | 46 | Old Dominion..... | 2/23/25 |

STARTS WITH...

| | 2025 | CAREER |
|---------|------|--------|
| 5.0+ IP | --- | --- |
| 5+ Ks | --- | --- |

IN STARTS WITH 5.0+ IP...

| | 2025 | CAREER |
|------------------|------|--------|
| No Walks | --- | --- |
| Less than 3 Runs | --- | --- |
| No Hits | --- | --- |
| Quality Starts | --- | --- |

RELIEF OUTINGS WITH...

| | 2025 | CAREER |
|---------|------|--------|
| 1.0+ IP | 3 | 4 |
| 2+ Ks | 3 | 4 |

RELIEF OUTINGS WITH 1.0+ IP...

| | 2025 | CAREER |
|------------------|------|--------|
| No Walks | 3 | 4 |
| Less than 2 Runs | 3 | 4 |
| No Hits | 0 | 1 |
| No Baserunners | 0 | 1 |

SARVER'S CAREER STATS

| SEASON | ERA | W-L | GP-GS | CG | SHO | SV | IP | H | R | ER | BB | SO | 2B | 3B | HR | BF | oAVG | WP | HBP | BK | SFA | SHA |
|--------|-------|-----|-------|----|-----|----|------|----|----|----|----|----|----|----|----|----|-------|----|-----|----|-----|-----|
| 2023 | 27.00 | 0-0 | 1-0 | 0 | 0 | 0 | 0.1 | 2 | 1 | 1 | 1 | 0 | 0 | 0 | 1 | 3 | 1.000 | 0 | 0 | 0 | 0 | 0 |
| 2024 | 18.00 | 0-0 | 3-0 | 0 | 0 | 0 | 2.0 | 3 | 5 | 4 | 3 | 1 | 1 | 1 | 0 | 14 | .333 | 0 | 1 | 0 | 1 | 0 |
| 2025 | 8.64 | 0-1 | 6-0 | 0 | 0 | 0 | 8.1 | 11 | 8 | 8 | 1 | 13 | 4 | 0 | 0 | 42 | .306 | 0 | 5 | 1 | 0 | 0 |
| CAREER | 10.97 | 0-1 | 10-0 | 0 | 0 | 0 | 10.2 | 16 | 14 | 13 | 5 | 14 | 5 | 1 | 1 | 59 | .340 | 0 | 6 | 1 | 1 | 0 |



BEN CRAIG
#43 • PITCHER

| YEAR | HEIGHT | WEIGHT | B/T |
|------|--------|--------|-----|
| JR | 6-3 | 210 | L/L |

| HOMETOWN | HIGH SCHOOL |
|-----------------|-------------|
| KEEZLETOWN, VA. | SPOTSWOOD |

| TRANSFER FROM |
|---------------|
| UMBC |

X @BACRAIG40 @BACRAIG40

SEASON STATS

| ERA | WHIP | GP-GS | W-L | SV | IP | H | R | ER | BB | SO | oAVG |
|-----|------|-------|-----|-----|-----|-----|-----|-----|-----|-----|------|
| --- | --- | --- | --- | --- | --- | --- | --- | --- | --- | --- | --- |

LAST APPEARANCE*
OPPONENT
GEORGETOWN
LOCATION
TYSONS, Va.
RESULT
L, 6-11
DATE
MAY 7, 2024
RELIEF PITCHER
* With UMBC

| 2.0 | 3 | 3 |
|--------------|-------|-------------|
| INN. PITCHED | RUNS | EARNED RUNS |
| 3 | 1 | 1 |
| HITS | WALKS | STRIKEOUTS |

SEASON BESTS

| | |
|-----|-----|
| IP: | N/A |
| H: | N/A |
| ER: | N/A |
| BB: | N/A |
| SO: | N/A |
| NP: | N/A |

CAREER BESTS

| | | | |
|-----|-----|-------------------------------|-------------------|
| IP: | 2.2 | 2x, last: at Santa Clara..... | 2/25/24 *at UMBC* |
| H: | 0 | 13x, last: Albany..... | 4/14/24 *at UMBC* |
| ER: | 0 | 24x, last: Towson..... | 4/23/24 *at UMBC* |
| BB: | 0 | 16x, last: NJIT..... | 4/21 *at UMBC* |
| SO: | 4 | 3x, last: Delaware..... | 5/16/23 *at UMBC* |
| NP: | 70 | at Santa Clara..... | 2/25/24 *at UMBC* |

STARTS WITH...

| | 2025 | CAREER |
|---------|------|--------|
| 5.0+ IP | --- | --- |
| 5+ Ks | --- | --- |

IN STARTS WITH 5.0+ IP...

| | 2025 | CAREER |
|------------------|------|--------|
| No Walks | --- | --- |
| Less than 3 Runs | --- | --- |
| No Hits | --- | --- |
| Quality Starts | --- | --- |

RELIEF OUTINGS WITH...

| | 2025 | CAREER |
|---------|------|--------|
| 1.0+ IP | --- | 26 |
| 2+ Ks | --- | 12 |

RELIEF OUTINGS WITH 1.0+ IP...

| | 2025 | CAREER |
|------------------|------|--------|
| No Walks | --- | 11 |
| Less than 2 Runs | --- | 21 |
| No Hits | --- | 6 |
| No Baserunners | --- | 1 |

CRAIG'S CAREER STATS

| SEASON | ERA | W-L | GP-GS | CG | SHO | SV | IP | H | R | ER | BB | SO | 2B | 3B | HR | BF | oAVG | WP | HBP | BK | SFA | SHA |
|-------------|-------|-----|-------|-----|-----|-----|------|-----|-----|-----|-----|-----|-----|-----|-----|-----|------|-----|-----|-----|-----|-----|
| 2023 (UMBC) | 5.28 | 2-1 | 25-0 | 0 | 0 | 3 | 30.2 | 24 | 19 | 18 | 28 | 31 | 3 | 1 | 1 | 148 | .220 | 2 | 9 | 0 | 1 | 1 |
| 2024 (UMBC) | 13.00 | 1-3 | 16-0 | 0 | 0 | 0 | 18.0 | 26 | 29 | 26 | 12 | 15 | 4 | 0 | 6 | 96 | .338 | 2 | 6 | 0 | 1 | 0 |
| 2025 | --- | --- | --- | --- | --- | --- | --- | --- | --- | --- | --- | --- | --- | --- | --- | --- | --- | --- | --- | --- | --- | --- |
| CAREER | 8.14 | 3-4 | 41-0 | 0 | 0 | 3 | 48.2 | 50 | 48 | 44 | 40 | 46 | 7 | 1 | 7 | 244 | .269 | 4 | 15 | 0 | 2 | 1 |



CAMERON TURNER #44 • INFILDER

| YEAR | HEIGHT | WEIGHT | B/T |
|-----------------|--------|-------------|-----|
| FR | 6-3 | 215 | R/R |
| HOMETOWN | | HIGH SCHOOL | |
| Richlands, N.C. | | P27 | |

[X @CAMERONTURNER](#) [IG @CAMERONTURNER](#)

SEASON STATS

| AVG/OBP/SLG | AB | R | H | RBI | BB | SO | 1B | 2B | 3B | HR | SB |
|-------------|-----|-----|-----|-----|-----|-----|-----|-----|-----|-----|-----|
| ---/---/--- | --- | --- | --- | --- | --- | --- | --- | --- | --- | --- | --- |

LAST GAME PLAYED OPPONENT

LOCATION

RESULT

DATE

| AT BATS | HITS | RUNS |
|---------|-------|------------|
| | | |
| RBI | WALKS | STRIKEOUTS |

SEASON HIGHS

| | |
|------|-----|
| AB: | N/A |
| R: | N/A |
| H: | N/A |
| RBI: | N/A |
| SB: | N/A |
| BB: | N/A |

CAREER HIGHS

| | |
|------|-----|
| AB: | N/A |
| R: | N/A |
| H: | N/A |
| RBI: | N/A |
| SB: | N/A |
| BB: | N/A |

HITTING STREAKS

| CURRENT | | |
|---------|-------|-----|
| --- | | |
| LONGEST | START | END |
| --- | | |

ON BASE STREAKS

| CURRENT | | |
|---------|-------|-----|
| --- | | |
| LONGEST | START | END |
| --- | | |

GAMES WITH...

| | 2025 | CAREER |
|---------------|------|--------|
| Multiple Hits | --- | --- |
| 3+ Hits | --- | --- |
| Multiple RBI | --- | --- |
| 3+ RBI | --- | --- |
| Multiple HRs | --- | --- |

TURNER'S CAREER STATS

| SEASON | AVG | GP-GS | AB | R | H | 2B | 3B | HR | RBI | SLG% | BB | HBP | SO | GDP | OB% | SF | SH | SB | PO | A | E | FLD% |
|--------|-----|-------|-----|-----|-----|-----|-----|-----|-----|------|-----|-----|-----|-----|-----|-----|-----|-----|-----|-----|-----|------|
| 2025 | --- | --- | --- | --- | --- | --- | --- | --- | --- | --- | --- | --- | --- | --- | --- | --- | --- | --- | --- | --- | --- | --- |
| CAREER | --- | --- | --- | --- | --- | --- | --- | --- | --- | --- | --- | --- | --- | --- | --- | --- | --- | --- | --- | --- | --- | --- |



SEBASTIAN PEREZ #45 • PITCHER

| YEAR | HEIGHT | WEIGHT | B/T |
|-------------------------|--------|--------------|-----|
| JR | 6-5 | 245 | R/R |
| HOMETOWN | | HIGH SCHOOL | |
| Southwest Ranches, Fla. | | West Broward | |

TRANSFER FROM
MIAMI/COLLEGE OF CENTRAL FLORIDA

[X @SEBAPEREZ21](#) [IG @SEBASTIANPEREZ21](#)

SEASON STATS

| ERA | WHIP | GP-GS | W-L | SV | IP | H | R | ER | BB | SO | oAVG |
|------|------|-------|-----|----|------|---|---|----|----|----|------|
| 2.13 | 0.71 | 4-3 | 0-0 | 0 | 12.2 | 7 | 4 | 3 | 2 | 10 | .167 |

LAST GAME PLAYED OPPONENT

UNCW

LOCATION
WILMINGTON, N.C.

RESULT

L, 4-6

DATE

MARCH 15, 2025 - G2

STARTING PITCHER

| 2.0 | 3 | 3 |
|--------------|-------|-------------|
| INN. PITCHED | RUNS | EARNED RUNS |
| 3 | 1 | 1 |
| HITS | WALKS | STRIKEOUTS |

SEASON BESTS

| | | | |
|-----|-----|------------------------------|------|
| IP: | 6.2 | James Madison..... | 3/9 |
| H: | 1 | 2x, last: Longwood..... | 2/25 |
| ER: | 0 | 3x, last: James Madison..... | 3/9 |
| BB: | 0 | 2x, last: James Madison..... | 3/9 |
| SO: | 8 | James Madison..... | 3/9 |
| NP: | 80 | James Madison..... | 3/9 |

CAREER BESTS

| | | | |
|-----|-----|--|--------------------|
| IP: | 6.2 | James Madison..... | 3/9/25 |
| H: | 0 | 5x, last: vs. #6 Clemson (ACC Tournament)..... | 5/28/23 *at Miami* |
| ER: | 0 | 11x, last: James Madison..... | 3/9/25 |
| BB: | 0 | 10x, last: James Madison..... | 3/9/25 |
| SO: | 8 | James Madison..... | 3/9/25 |
| NP: | 80 | James Madison..... | 3/9/25 |

STARTS WITH...

| | 2025 | CAREER |
|---------|------|--------|
| 5.0+ IP | 1 | 1 |
| 5+ Ks | 1 | 1 |

IN STARTS WITH 5.0+ IP...

| | 2025 | CAREER |
|------------------|------|--------|
| No Walks | 1 | 1 |
| Less than 3 Runs | 1 | 1 |
| No Hits | 0 | 0 |
| Quality Starts | 1 | 1 |

RELIEF OUTINGS WITH...

| | 2025 | CAREER |
|---------|------|--------|
| 1.0+ IP | 1 | 10 |
| 2+ Ks | 0 | 5 |

RELIEF OUTINGS WITH 1.0+ IP...

| | 2025 | CAREER |
|------------------|------|--------|
| No Walks | 1 | 6 |
| Less than 2 Runs | 1 | 8 |
| No Hits | 0 | 4 |
| No Baserunners | 0 | 3 |

PEREZ'S CAREER STATS

| SEASON | ERA | W-L | GP-GS | CG | SHO | SV | IP | H | R | ER | BB | SO | 2B | 3B | HR | BF | oAVG | WP | HBP | BK | SFA | SHA |
|--------------|------|-----|-------|----|-----|----|------|----|----|----|----|----|----|----|----|-----|------|----|-----|----|-----|-----|
| 2023 (Miami) | 9.26 | 0-0 | 13-0 | 0 | 0 | 0 | 11.2 | 16 | 12 | 12 | 5 | 15 | 4 | 0 | 1 | 55 | .320 | 2 | 0 | 0 | 0 | 0 |
| 2025 | 2.13 | 0-0 | 4-3 | 0 | 0 | 0 | 12.2 | 7 | 4 | 3 | 2 | 10 | 2 | 1 | 0 | 45 | .167 | 0 | 0 | 0 | 1 | 0 |
| CAREER | 5.55 | 0-0 | 17-3 | 0 | 0 | 0 | 24.1 | 23 | 16 | 15 | 7 | 25 | 6 | 1 | 1 | 100 | .250 | 2 | 0 | 0 | 1 | 0 |



HUNTER SLOOP #47 • PITCHER

| YEAR | HEIGHT | WEIGHT | B/T |
|------|--------|--------|-----|
| R-SO | 6-7 | 235 | R/R |

| HOMETOWN | HIGH SCHOOL |
|----------------------|-------------|
| MOUNT PLEASANT, N.C. | P27 |

| TRANSFER FROM |
|---------------|
| TENNESSEE |

📷 HUNTERSLOOP_

SEASON STATS

| ERA | WHIP | GP-GS | W-L | SV | IP | H | R | ER | BB | SO | oAVG |
|-----|------|-------|-----|-----|-----|-----|-----|-----|-----|-----|------|
| --- | --- | --- | --- | --- | --- | --- | --- | --- | --- | --- | --- |

LAST APPEARANCE OPPONENT

LOCATION

RESULT

DATE

| INN. PITCHED | RUNS | EARNED RUNS |
|--------------|-------|-------------|
| | | |
| HITS | WALKS | STRIKEOUTS |

SEASON BESTS

| | |
|-----|-----|
| IP: | N/A |
| H: | N/A |
| ER: | N/A |
| BB: | N/A |
| SO: | N/A |
| NP: | N/A |

CAREER BESTS

| | |
|-----|-----|
| IP: | N/A |
| H: | N/A |
| ER: | N/A |
| BB: | N/A |
| SO: | N/A |
| NP: | N/A |

STARTS WITH...

| | 2025 | CAREER |
|---------|------|--------|
| 5.0+ IP | --- | --- |
| 5+ Ks | --- | --- |

IN STARTS WITH 5.0+ IP...

| | 2025 | CAREER |
|------------------|------|--------|
| No Walks | --- | --- |
| Less than 3 Runs | --- | --- |
| No Hits | --- | --- |
| Quality Starts | --- | --- |

RELIEF OUTINGS WITH...

| | 2025 | CAREER |
|---------|------|--------|
| 1.0+ IP | --- | --- |
| 2+ Ks | --- | --- |

RELIEF OUTINGS WITH 1.0+ IP...

| | 2025 | CAREER |
|------------------|------|--------|
| No Walks | --- | --- |
| Less than 2 Runs | --- | --- |
| No Hits | --- | --- |
| No Baserunners | --- | --- |

SLOOP'S CAREER STATS

| SEASON | ERA | W-L | GP-GS | CG | SHO | SV | IP | H | R | ER | BB | SO | 2B | 3B | HR | BF | oAVG | WP | HBP | BK | SFA | SHA |
|--------|-----|-----|-------|-----|-----|-----|-----|-----|-----|-----|-----|-----|-----|-----|-----|-----|------|-----|-----|-----|-----|-----|
| 2025 | --- | --- | --- | --- | --- | --- | --- | --- | --- | --- | --- | --- | --- | --- | --- | --- | --- | --- | --- | --- | --- | --- |
| CAREER | --- | --- | --- | --- | --- | --- | --- | --- | --- | --- | --- | --- | --- | --- | --- | --- | --- | --- | --- | --- | --- | --- |



LOGAN PONNETT #50 • CATCHER/INF

(PUH-NET)

| YEAR | HEIGHT | WEIGHT | B/T |
|------|--------|--------|-----|
| FR | 6-0 | 190 | R/R |

| HOMETOWN | HIGH SCHOOL |
|------------------|-------------|
| WILMINGTON, N.C. | HOGGARD |

📷 @LOGANPONNETT

📷 @LOLOPONNETT

SEASON STATS

| AVG/OBP/SLG | AB | R | H | RBI | BB | SO | 1B | 2B | 3B | HR | SB |
|-------------|-----|-----|-----|-----|-----|-----|-----|-----|-----|-----|-----|
| ---/---/--- | --- | --- | --- | --- | --- | --- | --- | --- | --- | --- | --- |

LAST GAME PLAYED OPPONENT

LOCATION

RESULT

DATE

| AT BATS | HITS | RUNS |
|---------|-------|------------|
| | | |
| RBI | WALKS | STRIKEOUTS |

SEASON HIGHS

| | |
|------|-----|
| AB: | N/A |
| R: | N/A |
| H: | N/A |
| RBI: | N/A |
| SB: | N/A |
| BB: | N/A |

CAREER HIGHS

| | |
|------|-----|
| AB: | N/A |
| R: | N/A |
| H: | N/A |
| RBI: | N/A |
| SB: | N/A |
| BB: | N/A |

HITTING STREAKS

| CURRENT | START | END |
|---------|-------|-----|
| --- | | |
| LONGEST | START | END |
| --- | | |

ON BASE STREAKS

| CURRENT | START | END |
|---------|-------|-----|
| --- | | |
| LONGEST | START | END |
| --- | | |

GAMES WITH...

| | 2025 | CAREER |
|---------------|------|--------|
| Multiple Hits | --- | --- |
| 3+ Hits | --- | --- |
| Multiple RBI | --- | --- |
| 3+ RBI | --- | --- |
| Multiple HRs | --- | --- |

PONNETT'S CAREER STATS

| SEASON | AVG | GP-GS | AB | R | H | 2B | 3B | HR | RBI | SLG% | BB | HBP | SO | GDP | OB% | SF | SH | SB | PO | A | E | FLD% |
|--------|-----|-------|-----|-----|-----|-----|-----|-----|-----|------|-----|-----|-----|-----|-----|-----|-----|-----|-----|-----|-----|------|
| 2025 | --- | --- | --- | --- | --- | --- | --- | --- | --- | --- | --- | --- | --- | --- | --- | --- | --- | --- | --- | --- | --- | --- |
| CAREER | --- | --- | --- | --- | --- | --- | --- | --- | --- | --- | --- | --- | --- | --- | --- | --- | --- | --- | --- | --- | --- | --- |



ZACARIAS SALINAS

#53 • CATCHER

[ZACK-UH-RYE-IS SAH-LEE-NIS]

| YEAR | HEIGHT | WEIGHT | B/T |
|------|--------|--------|-----|
| SR | 6-1 | 210 | L/R |

| HOMETOWN | HIGH SCHOOL |
|---------------|-------------|
| CANTON, MICH. | SALEM |

| TRANSFER FROM |
|-----------------------------------|
| GRAND RAPIDS CC/NORTHERN KENTUCKY |

X @SALINASZACARIAS @_ZSALINAS

SEASON STATS

| AVG/OBP/SLG | AB | R | H | RBI | BB | SO | 1B | 2B | 3B | HR | SB |
|-------------|-----|-----|-----|-----|-----|-----|-----|-----|-----|-----|-----|
| ---/---/--- | --- | --- | --- | --- | --- | --- | --- | --- | --- | --- | --- |

LAST GAME PLAYED*

OPPONENT

LOUISVILLE

LOCATION

LOUISVILLE, Ky.

RESULT

L, 7-11

DATE

APRIL 30, 2024

STARTING DH

* With Northern Kentucky

| 4 | 0 | 0 |
|---------|-------|------------|
| AT BATS | HITS | RUNS |
| 0 | 0 | 1 |
| RBI | WALKS | STRIKEOUTS |

SEASON HIGHS

| | |
|------|-----|
| AB: | N/A |
| R: | N/A |
| H: | N/A |
| RBI: | N/A |
| SB: | N/A |
| BB: | N/A |

CAREER HIGHS

| | | | | | |
|------|---|-----------|---------------|---------|------------------------|
| AB: | 4 | 2x, last: | at Louisville | 4/30/24 | *at Northern Kentucky* |
| R: | 1 | 2x, last: | Union (Ky.) | 4/16/24 | *at Northern Kentucky* |
| H: | 2 | | Union (Ky.) | 4/16/24 | *at Northern Kentucky* |
| RBI: | 2 | 3x, last: | Union (Ky.) | 4/16/24 | *at Northern Kentucky* |
| SB: | | | | | N/A |
| BB: | 1 | 4x, last: | at Milwaukee | 4/27/24 | *at Northern Kentucky* |

HITTING STREAKS

CURRENT

LONGEST

2 Games 3/2/24.....3/6/24

ON BASE STREAKS

CURRENT

LONGEST

3 Games 3/24/24.....3/28/24

GAMES WITH...

| | 2025 | CAREER |
|---------------|------|--------|
| Multiple Hits | --- | 1 |
| 3+ Hits | --- | 0 |
| Multiple RBI | --- | 3 |
| 3+ RBI | --- | 0 |
| Multiple HRs | --- | 0 |

SALINAS'S CAREER STATS

| SEASON | AVG | GP-GS | AB | R | H | 2B | 3B | HR | RBI | SLG% | BB | HBP | SO | GDP | OB% | SF | SH | SB | PO | A | E | FLD% |
|------------|------|-------|-----|-----|-----|-----|-----|-----|-----|------|-----|-----|-----|-----|------|-----|-----|-----|-----|-----|-----|------|
| 2024 (NKU) | .200 | 20-4 | 30 | 2 | 6 | 0 | 0 | 2 | 7 | .400 | 4 | 0 | 7 | 0 | .294 | 0 | 0 | 0 | --- | --- | --- | --- |
| 2025 | --- | --- | --- | --- | --- | --- | --- | --- | --- | --- | --- | --- | --- | --- | --- | --- | --- | --- | --- | --- | --- | --- |
| CAREER | .200 | 20-4 | 30 | 2 | 6 | 0 | 0 | 2 | 7 | .400 | 4 | 0 | 7 | 0 | .294 | 0 | 0 | 0 | --- | --- | --- | --- |



MATT GARCIA

#54 • PITCHER

| YEAR | HEIGHT | WEIGHT | B/T |
|------|--------|--------|-----|
| GR | 6-2 | 195 | L/L |

| HOMETOWN | HIGH SCHOOL |
|-------------------|-------------|
| LOUISVILLE, COLO. | MONARCH |

| TRANSFER FROM |
|---------------|
| USC AIKEN |

X @MATTGAR0011 @MATTGARCIAA

SEASON STATS

| ERA | WHIP | GP-GS | W-L | SV | IP | H | R | ER | BB | SO | oAVG |
|------|------|-------|-----|----|-----|---|---|----|----|----|------|
| 0.00 | 0.00 | 2-0 | 0-0 | 0 | 1.1 | 0 | 0 | 0 | 0 | 1 | .000 |

LAST GAME PLAYED

OPPONENT

UNCW

LOCATION

WILMINGTON, N.C.

RESULT

L, 4-11

DATE

MARCH 14, 2025

RELIEF PITCHER

| 1.0 | 0 | 0 |
|--------------|-------|-------------|
| INN. PITCHED | RUNS | EARNED RUNS |
| 0 | 0 | 1 |
| HITS | WALKS | STRIKEOUTS |

SEASON BESTS

| | | | |
|-----|-----|-----------|---------|
| IP: | 1.0 | at UNCW | 3/14 |
| H: | 0 | 2x, last: | at UNCW |
| ER: | 0 | 2x, last: | at UNCW |
| BB: | 0 | 2x, last: | at UNCW |
| SO: | 1 | at UNCW | 3/14 |
| NP: | 13 | at UNCW | 3/14 |

CAREER BESTS

| | | | | | |
|-----|-----|----------------------|--------------|---------|----------------|
| IP: | 5.2 | at USC Beaufort..... | | 3/4/23 | *at USC Aiken* |
| H: | 0 | 4x, LAST: | AT UNCW..... | 3/14/25 | |
| ER: | 0 | 12x, LAST: | AT UNCW..... | 3/14/25 | |
| BB: | 0 | 9x, LAST: | AT UNCW..... | 3/14/25 | |
| SO: | 12 | Clafin..... | | 3/2/24 | *at USC Aiken* |
| NP: | 87 | 2x, last: | Clafin..... | 3/2/24 | *at USC Aiken* |

STARTS WITH...

| | 2025 | CAREER |
|---------|------|--------|
| 5.0+ IP | --- | 3 |
| 5+ Ks | --- | 1 |

IN STARTS WITH 5.0+ IP...

| | 2025 | CAREER |
|------------------|------|--------|
| No Walks | --- | 0 |
| Less than 3 Runs | --- | 1 |
| No Hits | --- | 0 |
| Quality Starts | --- | 0 |

RELIEF OUTINGS WITH...


| | 2025 | CAREER |
|---------|------|--------|
| 1.0+ IP | 1 | 12 |
| 2+ Ks | 0 | 7 |

RELIEF OUTINGS WITH 1.0+ IP...

| | 2025 | CAREER |
|------------------|------|--------|
| No Walks | 1 | 5 |
| Less than 2 Runs | 1 | 7 |
| No Hits | 1 | 2 |
| No Baserunners | 1 | 1 |

GARCIA'S CAREER STATS

| SEASON | ERA | W-L | GP-GS | CG | SHO | SV | IP | H | R | ER | BB | SO | 2B | 3B | HR | BF | oAVG | WP | HBP | BK | SFA | SHA |
|-------------|-------|-----|-------|----|-----|----|------|----|----|----|----|----|----|----|----|-----|------|----|-----|----|-----|-----|
| 2022 (USCA) | 21.60 | 0-0 | 2-0 | 0 | 0 | 0 | 1.2 | 3 | 4 | 4 | 2 | 0 | 1 | 0 | 0 | 9 | .429 | 0 | 0 | 0 | 0 | 0 |
| 2023 (USCA) | 2.89 | 2-0 | 6-4 | 0 | 0 | 0 | 18.2 | 20 | 7 | 6 | 5 | 14 | 6 | 0 | 0 | 82 | .267 | 0 | 1 | 0 | 0 | 1 |
| 2024 (USCA) | 3.60 | 3-1 | 13-2 | 0 | 0 | 0 | 35.0 | 36 | 20 | 14 | 12 | 40 | 7 | 0 | 0 | 162 | .255 | 1 | 5 | 0 | 2 | 2 |
| 2025 | 0.00 | 0-0 | 2-0 | 0 | 0 | 0 | 1.1 | 0 | 0 | 0 | 0 | 1 | 0 | 0 | 0 | 4 | .000 | 0 | 0 | 0 | 0 | 0 |
| CAREER | 3.81 | 5-1 | 23-6 | 0 | 0 | 0 | 56.2 | 59 | 31 | 24 | 19 | 55 | 14 | 0 | 0 | 257 | .260 | 1 | 6 | 0 | 2 | 3 |



AJ CAMP #55 • PITCHER

| YEAR | HEIGHT | WEIGHT | B/T |
|------|--------|--------|-----|
| R-FR | 6-1 | 205 | S/L |

| HOMETOWN | HIGH SCHOOL |
|-----------------|-----------------|
| STALLINGS, N.C. | COMBINE ACADEMY |

| TRANSFER FROM |
|---------------|
| WAKE FOREST |

X @AJCAMP23

@AJ_CAMP26

SEASON STATS

| ERA | WHIP | GP-GS | W-L | SV | IP | H | R | ER | BB | SO | oAVG |
|------|------|-------|-----|----|-----|---|---|----|----|----|------|
| 6.48 | 1.68 | 9-0 | 1-0 | 0 | 8.1 | 9 | 6 | 6 | 5 | 11 | .265 |

LAST GAME PLAYED

OPPONENT
APP STATE
LOCATION
CHARLOTTE, N.C.
RESULT
W, 7-6
DATE
MARCH 18, 2025
RELIEF PITCHER

| 0.0 | 2 | 2 |
|--------------|-------|-------------|
| INN. PITCHED | RUNS | EARNED RUNS |
| 2 | 0 | 0 |
| HITS | WALKS | STRIKEOUTS |

SEASON BESTS

| | | | |
|-----|-----|-------------------------|------|
| IP: | 2.1 | at Wofford | 2/18 |
| H: | 0 | 2x, last: James Madison | 3/8 |
| ER: | 0 | 4x, last: James Madison | 3/8 |
| BB: | 0 | 5x, last: App State | 3/18 |
| SO: | 4 | at Wofford | 2/18 |
| NP: | 40 | at Wofford | 2/18 |

CAREER BESTS

| | | | |
|-----|-----|-------------------------|---------|
| IP: | 2.1 | at Wofford | 2/18/25 |
| H: | 0 | 2x, last: James Madison | 3/8/25 |
| ER: | 0 | 4x, last: James Madison | 3/8/25 |
| BB: | 0 | 5x, last: APP STATE | 3/18/25 |
| SO: | 4 | at Wofford | 2/18/25 |
| NP: | 40 | at Wofford | 2/18/25 |

STARTS WITH...

| | 2025 | CAREER |
|---------|------|--------|
| 5.0+ IP | --- | --- |
| 5+ Ks | --- | --- |

IN STARTS WITH 5.0+ IP...

| | 2025 | CAREER |
|------------------|------|--------|
| No Walks | --- | --- |
| Less than 3 Runs | --- | --- |
| No Hits | --- | --- |
| Quality Starts | --- | --- |

RELIEF OUTINGS WITH...

| | 2025 | CAREER |
|---------|------|--------|
| 1.0+ IP | 3 | 3 |
| 2+ Ks | 2 | 2 |

RELIEF OUTINGS WITH 1.0+ IP...

| | 2025 | CAREER |
|------------------|------|--------|
| No Walks | 1 | 1 |
| Less than 2 Runs | 3 | 3 |
| No Hits | 2 | 2 |
| No Baserunners | 0 | 0 |

CAMP'S CAREER STATS

| SEASON | ERA | W-L | GP-GS | CG | SHO | SV | IP | H | R | ER | BB | SO | 2B | 3B | HR | BF | oAVG | WP | HBP | BK | SFA | SHA |
|--------|------|-----|-------|----|-----|----|-----|---|---|----|----|----|----|----|----|----|------|----|-----|----|-----|-----|
| 2025 | 6.48 | 1-0 | 9-0 | 0 | 0 | 0 | 8.1 | 9 | 6 | 6 | 5 | 11 | 4 | 0 | 1 | 41 | .265 | 3 | 1 | 0 | 0 | 1 |
| CAREER | 6.48 | 1-0 | 9-0 | 0 | 0 | 0 | 8.1 | 9 | 6 | 6 | 5 | 11 | 4 | 0 | 1 | 41 | .265 | 3 | 1 | 0 | 0 | 1 |



#PRONINERS (2024 FINAL STATS)

85 NINERS WITH 1 GP IN MLB/MiLB • 68 MLB DRAFT PICKS
8 MLB PLAYERS • 19 AAA PLAYERS • 14 NINERS WITH 1+ GP IN 2024

POSITION PLAYERS

| PLAYER | POS. | LEVEL | TEAM | ORGANIZATION | GP | AVG/OBP/SLG | AB | R | H | HR | RBI | SB |
|-----------------|------|----------|-----------------------|---------------------|----|----------------|-----|----|----|----|-----|----|
| Jake Cunningham | OF | Total | Aberdeen IronBirds | Baltimore Orioles | 92 | .220/.312/.308 | 305 | 38 | 67 | 4 | 35 | 29 |
| | | High-A | Delmarva ShoreBirds | | 20 | .268/.321/.310 | 71 | 7 | 19 | 0 | 12 | 9 |
| | | Single-A | | | 71 | .208/.311/.312 | 231 | 30 | 48 | 4 | 23 | 20 |
| Cam Fisher | OF | High-A | Asheville Tourists | Houston Astros | 58 | .157/.310/.384 | 185 | 33 | 29 | 12 | 28 | 10 |
| Nate Furman | INF | Total | Akron RubberDucks | Cleveland Guardians | 50 | .294/.391/.438 | 194 | 41 | 57 | 7 | 32 | 10 |
| | | Double-A | Lake County Captains | | 13 | .125/.300/.200 | 40 | 6 | 5 | 0 | 4 | 2 |
| | | High-A | | | 37 | .338/.417/.500 | 154 | 35 | 52 | 7 | 28 | 8 |
| David McCabe | INF | Double-A | Mississippi Braves | Atlanta Braves | 35 | .137/.284/.214 | 117 | 12 | 16 | 2 | 9 | 2 |
| Aaron McKeithan | C | Double-A | Springfield Cardinals | St. Louis Cardinals | 55 | .264/.356/.325 | 163 | 11 | 43 | 1 | 16 | 0 |

PITCHERS

| PLAYER | POS. | LEVEL | TEAM | ORGANIZATION | GP | ERA | WHIP | W-L | SV | IP | H | R | ER | BB | SO |
|------------------|------|----------|----------------------------------|-----------------------|----|-------|------|------|----|-------|-----|----|----|----|-----|
| Donye Evans | RHP | Single-A | Lakeland Flying Tigers | Detroit Tigers | 17 | 1.40 | 0.98 | 2-0 | 4 | 19.1 | 11 | 4 | 3 | 8 | 21 |
| Spencer Giesting | LHP | Total | Amarillo Sod Poodles | Arizona Diamondbacks | 25 | 3.31 | 1.18 | 9-10 | 0 | 141.1 | 123 | 58 | 52 | 44 | 154 |
| | | Double-A | Hillsboro Hops | | 15 | 4.65 | 1.41 | 4-7 | 0 | 81.1 | 84 | 45 | 42 | 31 | 87 |
| | | High-A | | | 10 | 1.50 | 0.87 | 5-3 | 0 | 60.0 | 39 | 13 | 10 | 13 | 67 |
| Wyatt Hudepohl | RHP | Single-A | St. Lucie Mets | New York Mets | 8 | 4.03 | 1.69 | 1-3 | 0 | 29.0 | 31 | 15 | 13 | 18 | 31 |
| JOSH MACIEJEWSKI | LHP | MLB | NEW YORK YANKEES | NEW YORK YANKEES | 4 | 2.57 | 0.86 | 0-0 | 0 | 7.0 | 4 | 2 | 2 | 2 | 7 |
| | | Triple-A | Scranton/Wilkes-Barre RailRiders | | 19 | 5.37 | 1.48 | 2-3 | 0 | 60.1 | 63 | 40 | 36 | 26 | 57 |
| | | Double-A | Somerset Patriots | | 7 | 7.11 | 1.50 | 0-2 | 0 | 12.2 | 16 | 12 | 10 | 3 | 17 |
| Quinton Martinez | LHP | Total | Tri-City Dust Devils | Los Angeles Angels | 25 | 5.35 | 1.86 | 1-1 | 1 | 38.2 | 44 | 23 | 23 | 28 | 30 |
| | | High-A | Inland Empire 66ers | | 17 | 4.56 | 1.90 | 1-1 | 0 | 23.2 | 24 | 12 | 12 | 21 | 19 |
| | | Single-A | | | 8 | 6.60 | 1.80 | 0-0 | 1 | 15.0 | 20 | 11 | 11 | 7 | 11 |
| Bryce McGowan | RHP | Double-A | Hartford Yard Goats | Colorado Rockies | 41 | 4.12 | 1.49 | 2-0 | 2 | 43.2 | 40 | 23 | 20 | 25 | 47 |
| Hale Sims | RHP | Single-A | Kannapolis Cannon Ballers | Chicago White Sox | 9 | 10.32 | 2.21 | 0-1 | 2 | 11.1 | 20 | 14 | 13 | 5 | 15 |
| Paxton Thompson | RHP | Total | Jersey Shore BlueClaws | Philadelphia Phillies | 41 | 2.74 | 1.14 | 3-2 | 3 | 49.1 | 41 | 16 | 15 | 15 | 53 |
| | | High-A | Clearwater Threshers | | 16 | 1.64 | 0.96 | 2-0 | 2 | 22.0 | 15 | 5 | 4 | 6 | 23 |
| | | Single-A | | | 19 | 3.62 | 1.28 | 1-2 | 1 | 27.1 | 26 | 11 | 11 | 9 | 30 |
| AJ Wilson | LHP | Single-A | Clearwater Threshers | Philadelphia Phillies | 5 | 3.86 | 1.57 | 0-1 | 0 | 7.0 | 4 | 3 | 3 | 7 | 11 |



1
CARSON BAYNE
OF • R/R • 5'11 • 185
JACKSONVILLE, FLA.



2
THAD ECTOR
OF • S/R • 6'2 • 215
TYRONE, GA.



3
DANTE DeFRANCO
INF • R/R • 5'10 • 185
HILLSBOROUGH, N.C.



6
JOHNNY SUTRYK
OF • R/R • 6'1 • 215
VIRGINIA BEACH, VA.



8
NOAH FURCHT
OF • R/R • 6'2 • 215
ESKO, MINN.



9
LOGAN POTEET
C • R/R • 6'2 • 215
POWELL, TENN.



11
CONNOR MARYNIAK
INF/RHP • R/R • 6'1 • 200
READING, PA.



12
CHASE CARSON
LHP • L/L • 6'4 • 210
TOPEKA, KAN.



13
CALEB ESTES
INF • R/R • 6'5 • 205
SEVERN, Mo.



14
CHANDLER RILEY
INF • L/R • 6'0 • 185
CONCORD, N.C.



17
WESLEY JONES
RHP • R/R • 6'3 • 225
CHARLOTTE, N.C.



18
DAWSON BRYCE
INF • R/R • 6'3 • 200
TAUNTON, MASS.



19
BLAKE MARTIN
OF • R/R • 6'0 • 200
IRMO, S.C.



20
ED WAGNER
RHP • R/R • 6'5 • 220
HAYMARKET, VA.



21
ADAM STANTON
RHP • R/R • 6'3 • 230
EAGAN, MINN.



22
CODY GUNDERSON
C/1B • L/R • 6'4 • 220
ST. MALO, MANITOBA



23
SPENCER NOLAN
UTL • R/R • 6'5 • 190
WILMINGTON, N.C.



24
REID HAIRE
OF • L/L • 6'0 • 195
HUDSON, N.C.



25
TREY BAKER
RHP • R/R • 6'3 • 215
ROSWELL, GA.



26
JUAN RIVERA
INF • L/R • 5'7 • 165
MISSION, TEXAS



29
JOSEPH TAYLOR
RHP • R/R • 5'11 • 180
APEX, N.C.



32
BLAKE GILLESPIE
RHP • S/R • 6'2 • 205
CLERMONT, GA.



34
TANNER KALER
LHP • L/L • 6'1 • 195
CONCORD, N.C.



35
ANDREW KRIBBS
RHP • R/R • 6'0 • 210
KNOXVILLE, TENN.



37
CHASE ALLEN
RHP • R/R • 6'6 • 215
LITTLETON, COLO.



38
TRIP DeVALE
RHP • R/R • 6'1 • 190
ROSWELL, GA.



40
MIKE SZTURMA
RHP • R/R • 6'3 • 220
BEACON FALLS, CONN.



41
JOEL SARVER
RHP • R/R • 6'1 • 210
CHAMPAIGN, ILL.



43
BEN CRAIG
LHP • L/L • 6'3 • 210
KEEZLETOWN, VA.



44
CAMERON TURNER
INF • R/R • 6'3 • 215
RICHLANDS, N.C.



45
SEBASTIAN PEREZ
RHP • R/R • 6'5 • 245
SOUTHWEST RANCHES, FLA.



47
HUNTER SLOOP
RHP • R/R • 6'7 • 235
MOUNT PLEASANT, N.C.



50
LOGAN PONNETT
C/INF • R/R • 6'0 • 190
WILMINGTON, N.C.



53
ZACARIAS SALINAS
C • L/R • 6'1 • 210
CANTON, MICH.



54
MATT GARCIA
LHP • L/L • 6'2 • 195
LOUISVILLE, COLO.



55
AJ CAMP
LHP • S/L • 6'1 • 205
STALLINGS, N.C.



33
ROBERT WOODARD
HEAD COACH



10
TOBY BICKNELL
ASSOCIATE
HEAD COACH



16
PHILLIP CEBUHAR
ASSISTANT COACH



42
TYLER SIMMONS
DIRECTOR OF PLAYER
DEVELOPMENT



BP
ERIC MCKIBBAN
DIRECTOR OF BASEBALL
PERFORMANCE



30
CAMERON HANSEN
PITCHING COORDINATOR
BASEBALL PERFORMANCE ASST.



AT
DONNA NIMMO
ATHLETIC TRAINER