

SCHEDULE (17-35/10-14)

F14	vs. Villanova (1)	L, 6-10
F15	vs. Michigan (1)	L, 2-5
F16	vs. #2 Virginia (1)	L, 0-7
F19	SAM HOUSTON	W, 6-1
F21	USC	L, 4-7 (11)
F22	USC	PPD
F23	USC	W, 4-3
F26	ARIZONA	L, 8-11
F28	vs. #18 Mississippi State (2)	L, 3-14
M1	vs. #3 Tennessee (2)	L, 3-13
M2	vs. #1 Texas A&M (2)	L, 4-14
M4	LAMAR	L, 7-11
M5	HOUSTON	L, 1-18
M7	YALE	L, 4-8
M8	YALE	L, 8-11
M9	YALE	L, 4-7
M10	TAMU-CORPUS CHRISTI	L, 4-8
M14	HCU	L, 3-4 (11)
M15	at HCU	L, 2-6
	at HCU	W, 7-4
M16	HCU	W, 6-2
M18	INCARNATE WORD	L, 2-4
M21	at Florida Atlantic *	L, 3-9
M22	at Florida Atlantic *	W, 3-1
M23	at Florida Atlantic *	L, 4-6
M25	at Lamar	L, 1-2
M26	TEXAS SOUTHERN	W, 12-3
M28	EAST CAROLINA *	L, 2-4
M29	EAST CAROLINA *	L, 3-5 (11)
M30	EAST CAROLINA *	L, 8-5
A1	at Sam Houston	W, 9-1
A2	UTRGV	L, 3-20
A4	at Tulane *	L, 5-7
A5	at Tulane *	L, 3-10
	at Tulane *	L, 5-6
A8	at Houston	L, 7-10
A11	SOUTH FLORIDA *	L, 3-14
A12	SOUTH FLORIDA *	W, 15-3
A13	SOUTH FLORIDA *	W, 5-2
A15	HOUSTON	L, 3-15
A17	at Memphis *	W, 10-5
A18	at Memphis *	W, 9-5
A19	at Memphis *	L, 2-13
A25	at UAB *	L, 0-3
A26	at UAB *	L, 6-8
A27	at UAB *	W, 12-10
M2	CHARLOTTE *	W, 2-0
M3	CHARLOTTE *	W, 7-6
M4	CHARLOTTE *	L, 2-12
M7	PRAIRIE VIEW A&M	W, 12-1
M9	WICHITA STATE *	W, 4-3 (13)
M10	WICHITA STATE *	W, 9-3
M11	WICHITA STATE *	L, 7-18
M15	at UTSA	ESPN+ 6:00 PM
M16	at UTSA	ESPN+ 6:00 PM
M17	at UTSA	ESPN+ 1:00 PM

(1) - Puerto Rico Challenge (Ponce, PR) | (2) - Astros Foundation College Classic (Houston)

(X) **BOLD AND CAPITAL** - Home game at Reckling Park | (*) denotes conf. game

vs. UTSA (39-11/20-4)

Thursday, May 15 6:00 p.m. | Friday, May 16 6:00 p.m. | Saturday, May 17 1:00 p.m.

Roadrunner Field | San Antonio, Texas | ESPN+ | RiceOwls.com | Varsity app



POSTSEASON HOPES HINGE ON FINAL WEEKEND: Rice looks to extend its 2025 season past the final three games of the regular season when the Owls travel to San Antonio to face UTSA. With the 2025 AAC Baseball Championship presented by Regions set to begin next Tuesday in Clearwater, Florida, all final regular-season series in the conference will be played Thursday through Saturday and the Owls and Roadrunners will meet at 6 p.m. on Thursday and Friday and close out the regular season at 1 p.m. on Saturday.

ON THE AIR: J.P. Heath call the games on RiceOwls.com while Mike Capps and Karl Schoening will handle the duties on ESPN+.

FOUR FOR TWO: Rice (10-14), Wichita State, and Memphis (8-16) and UAB (7-17) head into the last week of the regular season battling for the final two spots in the AAC Tournament. The Owls can qualify with a win vs. UTSA or one loss by two of the other three teams. They hold the tiebreaker and a two-game lead over Wichita State and Memphis, and those schools meet this week. Rice has a three-game lead over UAB, which holds the tiebreaker over Rice and hosts FAU. The shortest route to determining the Owls' fortunes for a return trip to Clearwater would be with either a win by the Owls or a loss by UAB. Rice could finish as high as seventh in the final standings or as low as ninth.

OWLS AND ROADRUNNERS: The schools have met 45 times overall since the series began in 1994 with a 7-1 win by Rice at Cameron Field, followed by a 21-1 Roadrunner win in San Antonio. Rice holds an overall edge of 30-21, but UTSA holds a 10-8 edge at home, including wins in the last five. The win in 1994 was the only one by UTSA in a non-conference meeting (Rice 11-1). The schools first met as conference foes in 2014 and Rice took two of three from UTSA in the regular season and then defeated the Roadrunners 11-5 in the CUSA tournament final to complete a sweep of the conference titles on the way to hosting an NCAA Regional.

COACHES: David Pierce and UTSA's Pat Hallmark were members of Wayne Graham's coaching staff at Rice from 2006-11 and have faced off three times in opposing dugouts as head coaches (all while Pierce was at Texas). They met twice in 2019 when Hallmark was the head coach at Incarnate Word, with UIW winning the first game 3-2 on 3/26 and Texas the second, 9-0 on 5/14. Pierce came out on top in the most recent meeting, 6-2 on 2/18/20 in Hallmark's first season at UTSA.

CLOSING KICK: Rice is looking to reach the AAC Championship for the second consecutive year after opening conference play 1-8. In their inaugural season in the conference, Rice stood 10-24 and 1-8 in AAC play after 34 games. The Owls won four of the next five series, posting a 10-5 record over that stretch to improve to 11-13 before ending the season at regular-season champion East Carolina. They entered the last weekend in 2024 with a five-way tie in the bottom half of the conference, eventually earning the eighth seed. Through 34 this year, the Owls were 7-27/1-8, but have gone 10-8/9-6 since then and enter the final AAC weekend as they did last year, closing on the road against the regular season champions.).

TURNING POINT: Rice lost the opener of its series with USF at Reckling on April 11, 14-3 in eight innings and stood 1-9 in conference play. The following afternoon, the Owls exploded for 11 runs in the final two innings to run rule the Bulls 15-3 and are 9-5 in conference play since then, winning four of five series, including series with the second and third place teams in the conference heading into the final series(Charlotte and South Florida).

TWIN KILLINGS After turning just seven double plays in the first 21 games, Rice has 34 in the last 31 and leads the AAC with 27 in conference games.

PROBABLE PITCHING MATCHUPS (ALL TIMES CENTRAL)

DATE	TIME	OPPONENT	PITCHERS	TV/STREAMING/RADIO
Thursday, May 15	6:00 PM	@UTSA	RHP Davion Hickson (2-6, 3.970) vs. RHP Zach Royse (8-4, 4.50)	ESPN+ /RiceOwls.com / Varsity Network
Friday, May 16	6:00 PM	@UTSA	LHP J.D. McCracken (4-4, 6.13) vs. LHP Connor Myles (4-1, 4.58)	ESPN+ /RiceOwls.com / Varsity Network
Saturday, May 17	1:00 PM	@UTSA	TBA vs. TBA	ESPN+ RiceOwls.com / Varsity Network

NOTABLE

QUICK FACTS

UNIVERSITY

Name	Rice University
Location	Houston, Texas
Enrollment	8,480
Founded	1891 (First classes in 1912)
President	Reginald DesRoches
Faculty Representative	Dr. Leo Costello
Affiliation	NCAA Division I
Conference	American Athletic Conference
Nickname	Owls
Mascot	Sammy the Owl
Colors	Blue and Gray
University Website	Rice.edu
Athletics Website	RiceOwls.com

ATHLETICS ADMINISTRATION

VP & Director of Athletics	Tommy McClelland
Asst. VP / Deputy Athletics Director	Eric George
Deputy Athletic Director & Baseball Administrator	Kevin Dwann
Senior Associate ADs	Stacy Mosely, Davon Robb, Tina Villard

BASEBALL PERSONNEL

Bixby Family Head Baseball Coach	David Pierce
	Houston, 1988 (First Season)
Pitching Coach	Parker Bangs
Alma Mater	South Carolina, 2010 (Third Season)
Assistant Coach	DC Arendas
Alma Mater	South Carolina, 2016 (Third Season)
Assistant Coach	Justin Aspegren
Alma Mater	UC Santa Barbara, 2007 (Second Season)
Director of Operations	Ryan Abel
Director of Recruiting & PD	Mikey Hoehner
Volunteer Coach	Lance Berkman
Strength Coach	Ryan McNerlin
Athletic Trainer	Nikki Carvino

RECKLING PARK

Year Opened	2000
Capacity	6,193
Dimensions (L-R)	320, 365, 390, 365, 320
Pressbox Phone	(713) 348-4931

ATHLETICS COMMUNICATIONS

Assistant AD/Primary BSB Contact	Chuck Pool
Office Phone	(713) 348-5775
Cell Phone	(832) 244-6476
Email	cpool@rice.edu
Associate SID/Secondary	Tim Andrzejewski
Office Phone	(713) 348-3929
Cell Phone	(662) 312-7663
Email	Tim.Andrzejewski@rice.edu

MAIL

Overnight Shipping Address
6100 Main St., MS 548, Houston, Texas, 77005
Athletics Mailing Address
PO Box 1892, MS 548, Houston, Texas, 77251-1892

KEEPING IT IN THE PARK: Rice pitchers have allowed 27 home runs in the last 34 games (none in 19 of the 34) after surrendering 26 in the first 18 games. The Owls have gone 15-19 over the last 34 games after opening the season 2-16.

YEARLINGS LEADING THE WAY: Rice true freshmen have made 167 combined starts in the lineup, led by true freshmen DH Blaine Brown (50), 2B Hiram Bocachica Jr. (48) and SS Michael Zito (47). Brown leads the Owls in batting (.302), hits (58), slugging (.521), RBI (38), doubles (12), home runs (10) and total bases (100). Bocachica leads the team with 13 steals and 35 runs.

Player	AVG	AB	R	H	2B	3B	HR	RBI
Blaine Brown	.302	192	33	58	12	0	10	38
Michael Zito	.283	166	28	47	7	1	4	21
Hiram Bocachica Jr.	.269	160	35	43	5	0	4	25
Cole Green	.227	75	13	17	3	0	4	16
Totals	.278	593	227	165	27	1	22	100

FRESHMAN LEADERSHIP: Blaine Brown (.302) is bidding to become the first true freshman to lead the Owls in hitting since Anthony Rendon (.388) in 2009 and the first to hit over .300 since Ford Proctor hit .336 in 2016. Proctor was also the last freshman to lead Rice in RBI (41 in 2016) and Brown leads the team this year with 38. Hiram Bocachica Jr (35) and Brown (33) lead the Owls in runs. Rendon is the last freshman to lead Rice in runs (94). Bocachica leads the Owls with 12 steals, the most by a freshman since Tyler Henley had 12 in 2005 while becoming the last freshman to lead the Owls in thefts.

IN GOOD COMPANY: Blaine Brown hit his 10th home run of the season in the home finale vs. Wichita State, becoming eighth freshman in school history to reach double figures in homers:

1. Anthony Rendon	20	2009
2. Aaron Luna	16	2006
3. Jose Cruz Jr.	13	1993
Ben Royo	13	2023
5. Bubba Crosby	12	1996
Vincent Sinisi	12	2002
7. Michael Ratteree	10	2010
Blaine Brown	10	2025

Longball Top 10

1.	Blaine Brown	429	@UAB	4/27
2.	Gunneth Carlson	420	USC	2/21
3.	Michael Zito	416	@Tulane	4/5 #2
4.	Blaine Brown	410	@Sam Houston	4/1
5.	Aric Anderson	409	@Tulane	4/5 #1
6.	Blaine Brown	402	Yale	3/9
7.	Landon West	401	USF	4/11
8.	Treyton Rank	401	Prairie View A&M	5/7
9.	Michael Zito	396	Wichita State	5/10
10.	Blaine Brown	394	USF	4/12

HONORING 37


Rice celebrated Wayne Graham Day on March 7 and revealed several commemorations for the legendary head coach which will become permanent fixtures at Reckling Park.



The street leading to the stadium has been named Wayne Graham Way and Coach Graham's iconic number 37 was placed on the outfield wall left of the batter's eye. The Owls will wear a #37 patch on their uniforms for the remainder of the 2025 season.



Rice Vice President and Director of Athletics Tommy McClelland announced plans for the Wayne Graham Courtyard outside Reckling Park. The Courtyard will honor both Coach Graham and his 2003 national championship squad. Plans were also revealed regarding a plaque to be placed at the seat next to the Owls' dugout where Coach Graham's wife Tanya sat throughout his career at Rice.



NOTABLE

RUNNING OWLS: The 53 stolen bases by the Owls this season is their highest total since they finished the 2010 season when they nabbed 60. Freshman Hiram Bocachica Jr. leads the Owls with 13 stolen bases, the most for an Owl since Will Karp finished 2021 with 13 and the most by a Rice freshman since Will Ford had 18 in 1996. Tyler Henley (12 in 2005) was the last freshman to lead the Owls in steals. Anthony Rendon was the last Owl to steal 14 (2010).

A DIFFERENT PATH: Jack Ben-Shoshan made his collegiate debut by doubling as a pinch hitter against Texas in Austin on February 19, 2022, in a 15-1 loss to David Pierce's Longhorns. He finished that season hitting .115, with his last hit driving in the winning run in the 12th inning at Houston on 5/17/22 (completing Rice's most recent win when trailing after eight innings). He made the move to the mound the following season and is now Pierce's most effective weapon out of the bullpen, posting a 3-1 record and 2.76 ERA and two saves in 12 games since Pierce took over as head coach of the Owls.

HICKSON HONORED: Rice pitcher Davion Hickson picked up a pair of honors for his one-hit shutout of Charlotte on May 2. He became the first Owl to be named the AAC Pitcher of the Week and was also tabbed by the College Baseball Foundation as its national pitcher of the week as well.

SILVER GLOVERS: Freshmen Hiram Bocachica Jr. and Blaine Brown were each named to the 2025 All-Silver Glove team as selected by media covering the annual series between Rice and Houston. Bocachica was selected as the second baseman after hitting .333 (3x9) in the series with a home run, three RBI and three runs scored. Brown was named the designated hitter after hitting .250 with a home run.

FAMILY AFFAIR: Brothers Landon and Graiden West came into this season with one combined hit in 44 career at-bats for the Owls, but have turned their final opportunity to play together into a memorable one, combining for a .292 average (50x177) with three homers and 26 RBI. After joining his older brother at Rice, Landon was 0x9 as a freshman in 2024. He was named the MVP of the Owls' fall World Series and was the Opening Day starter at catcher for the Owls in Puerto Rico. He hit his first career homer in the home opener vs. Sam Houston. He has made 23 starts at catcher and seven at first base and leads the Owls in walks (25) and OBP (.404). Graiden came into 2025 with one hit in 35 career at-bats, the last of those coming late in the 2023 season. He doubled his hit total with a pinch-hit single vs. Tennessee on March 1 and seven days later collected a career-high three hits and his first career home run in a start at second base vs. Yale. He went on to hit in seven of his next eight games to raise his average to .406 before he was injured in a collision at first base at Lamar on May 25. He returned to action in the second game of the USF series and doubled in a run in his first at-bat, and is hitting .320 this year.

MORE WESTS: Graiden West's solo homer against Yale on 3/8, combined with his younger brother Landon's home run vs. Sam Houston in the home opener on 2/19, allowed them to become the first set of brothers to hit home runs in a season for Rice since Antonio and Trei Cruz in 2019.

MEMORY LANE: As luck would have it, David Pierce had a trip down memory lane in his initial stretch of games leading the Owls. After opening his tenure with three games at FAU, the next five saw him travel to his previous stops as a head coach as well and as a player. Rice opened the week with a 9-1 win at Sam Houston, where Pierce began his head coaching career in 2012, and then dropped all three games in New Orleans against Tulane, where Pierce coached from 2015-16. Pierce was a two-year starter as an outfielder for the Cougars from 1984-85, where he hit .299 and was a member of the Cougars' 1985 NCAA

THE OPPOSITION

OPPONENT	W	L	vs. RICE	RPI
Arizona	34	17	1-0	41
Charlotte	31	20	1-2	72
ECU	28	23	3-0	82
FAU	33	18	2-1	63
HCU	26	23	2-2	118
Houston	28	22	3-0	87
Incarmate Word	21	30	1-0	234
Lamar	40	15	2-0	52
Memphis	21	30	1-2	207
Michigan	32	19	1-0	55
Mississippi State	31	20	1-0	32
Prairie View	14	32	0-1	299
Sam Houston	12	39	0-2	224
Tennessee	39	13	1-0	15
Texas A&M	27	23	1-0	59
Texas A&M CC	20	27	1-0	164
Texas Southern	19	28	0-1	286
Tulane	30	21	3-0	116
UAB	23	28	2-1	163
USC	33	18	1-1	42
USF	27	22	1-2	77
UTRGV	33	16	1-0	37
UTSA	39	12		21
Villanova	21	26	1-0	171
Virginia	30	16	1-0	60
Wichita State	15	33	1-2	173
Yale	30	12	3-0	128
TOTALS	737	603		

2025 HONORS

- Blaine Brown
 - #21 D1 Baseball's 100 Impact Freshmen
 - Olerud Two-Way Award Player of the Week (2/28)
 - Olerud Watch List
 - All-Silver Glove Series
- Jack Ben-Shoshan
 - Driveline Baseball Pitcher of the Week (4/11)
 - AAC Honor Roll 4/21)
- Hiram Bocachica Jr.
 - AAC Honor Roll (4/14)
 - All-Silver Glove Series
- Davion Hickson
 - All AAC Preseason (Coaches)
 - 4th Best Draft Prospect in AAC (D1 Baseball)
 - #61 on D1 Baseball's Top Starters
 - AAC Pitcher of the Week (5/5)
 - CBF Pitcher of the Week (5/7)
- Treyton Rank
 - AAC Honor Roll 4/21)
- Landon West
 - Astros Foundation College Classic All-Tournament Team

NOTABLE

Regional qualifier. After a successful high school coaching career, Pierce returned to his alma mater as an assistant coach for Rayner Noble for two seasons before joining Wayne Graham's staff at Rice in 2003.

K COUNTS: Jack Ben-Shoshan became the fourth member of the Owls' pitching staff to strike out at least eight hitters in a game this year (seven games total) and his nine strikeouts vs. Sam Houston on 4/1 are the most by a reliever this year. Starter Davion Hickson struck out 10 at UAB on 4/25 along nine-strikeout games vs. ECU and Charlotte, and a pair of games with eight strikeouts (Villanova on 2/14 and FAU on 3/21) and fellow starter J.D. McCracken struck out eight vs. ECU on 3/29. Reliever Marco Fuentes struck out eight vs. HCU on 3/14.

LONGMEN: Four Owls relievers have worked at least five inning this year, including a pair by Jack Ben-Shoshan.

Player	DATE	OPP	IP	H	R	ER	BB	SO
Tucker Alch	2/19	SHSU	7.0	3	0	0	0	2
Reed Gallant	3/16	HCU	7.0	4	1	1	0	7
Marco Fuentes	3/14	HCU	5.0	2	0	0	0	8
Jack Ben-Shoshan	4/13	USF	5.0	2	0	0	0	4
Jack Ben-Shoshan	4/27	@UAB	5.0	8	5	5	0	5

OWLS IN THE PROS:

MLB:

- Matt Canterino* Twins
- Dane Myers Marlins
- Anthony Rendon* Angels

*injured list

MLB:

- Trei Cruz Erie (Tigers AA)
- Roel Garcia Montgomery (Rays AA)
- Tristian Gray Charlotte (White Sox AAA)
- Evan Kravetz Louisville (Reds AAA)
- Matthew Linskey Asheville (Astros H A)
- Justin Long Augusta (Braves A)
- Glenn Otto* Sugar Land (Astros AAA)

*injured list

SPANNING THE GLOBE: Senior righthander Mark Perkins has been named the recipient of the 2025 Zeff Fellowship which is a one-year grant for purposeful, independent exploration and travel outside the United States, awarded to graduating seniors to enhance their capacity for resourcefulness, imagination, openness, and leadership and to foster their humane and effective participation in the world community. Perkins will be studying baseball programs abroad for a year after his graduation from Rice.

OLERUD PLAYER OF THE WEEK: Rice freshman outfielder and pitcher Blaine Brown has been named the John Olerud Two-Way Player of the Week for the week of 2/18-23 by the College Baseball Foundation. Brown, who had hit in each of his first five games as a collegian, hit .273 in three games last week at Reckling Park as the Owls went 2-1 vs. Sam Houston and USC. He had a pair of doubles and also walked twice at the plate. He did not allow a run in 1.2 innings in a pair of appearances on the mound while striking out four. Each week the CBF recognizes weekly award winners in conjunction with the Brooks Wallace Award, John Olerud Two-Way Player of the Year Award and the National Pitcher of the Year Award. The John Olerud Two-Way Player of the Year Award is presented annually by the College Baseball Foundation to honor the nation's top

combo pitcher-position player. Olerud, who was inducted into the National College Baseball Hall of Fame in 2007, was a standout pitcher and first baseman at Washington State University from 1987 through 1989. Jac Caglianone of Florida won the award last year

GOOD WEEKEND DOWNTOWN: Sophomore catcher Landon West took full advantage of the opportunity to play in his hometown MLB park by slashing .444/.55/.778 during the Astros Foundation College Classic against Mississippi State, Tennessee, and Texas A&M and earning a spot on the All-Tournament team. West collected a double, triple, and a pair of walks along with two RBI. His older brother Graiden collected his first career double in the finale vs. Texas A&M to cap the weekend for the pair of Katy Thompkins products.

SECOND RING FOR LEHMAN: Former Rice catcher Danny Lehman, who was named to the 2007 All-Regional team while helping guide the Owls back to the College World Series, picked up his second World Series ring last fall when the Dodgers downed the Yankees. Lehman serves as Dodgers' manager Dave Roberts' bench coach and earned his first career MLB win when he stepped in for a game in Roberts' absence in 2023.

FATHERS AND SONS: In addition to the major league careers of the fathers of Hiram Bocachica Jr. and Javier Vazquez, the fathers of several other current Owls had notable athletic careers. Blaine Brown's father, Chris, was a first-team All-American by the AFCA as a junior in 2002 (second-team by the Associated Press and The Sporting News) when he was the runner-up for the Doak Walker Award (presented to the nation's top running back) and he finished eighth in the balloting for the Heisman. He was a third-round pick by Tennessee in the NFL Draft and rushed for over 3,000 yards in eight seasons, the last two with the Houston Texans. Jackson Blank's father Matt won a state title with Arlington Martin in 1993 and went on to pitch for two seasons with the Montreal Expos (2000-01)... Micah Davis' father, Dana, was a four-year baseball letterman and teammate of Lance Berkman, who helped lead the Owls to the program's first conference championship in 1996.

NEW TERRITORY: For the first time in history, the Owls opened a baseball season outside the United States as they were one of eight teams participating in the first Puerto Rico Baseball Challenge. Rice was joined by Michigan, Villanova, and Virginia in Ponce while UConn, Missouri, Penn State, and Stetson faced off in Caguas. The Owls starting pitchers posted a combined 1.64 ERA over the weekend, highlighted by Robert Fernandez's six shutout innings vs. Michigan on Saturday, and the Owls led late in two of three games (Villanova & Michigan) before ending the weekend 0-3.

STOUT START: In its first 10 games of 2025, Rice faced teams with a combined 19 NCAA tournament appearances since 2021, including two of the last four College World Series champions and five who finished in the top 35 in RPI last season. After facing Virginia (RPI 9) and Michigan (87) in Puerto Rico. The Owls hosted Arizona (35) and USC (76) at Reckling Park before meeting both teams that played for the 2024 NCAA title (Tennessee and Texas A&M) and 2021 CWS champ Mississippi State (RPI 19) at the Astros Foundation College Classic.

OPPONENT	2024 RPI	LOCATION
Tennessee	1	Neutral
Texas A&M	2	Neutral
Virginia	9	Neutral
Mississippi State	19	Neutral
East Carolina	24	Home
Arizona	35	Home
Lamar	63	Home/Away

THIS WEEK IN THE AAC

AMERICAN ATHLETIC CONFERENCE

RICE vs. UTSA (30-21)

DATE	LOCATION	RESULT
3/16/1994	Cameron Field	W, 7-1
5/5/1994	San Antonio	L, 1-21
2/23/1996	Cameron Field	W, 21-7
4/1/1997	Cameron Field	W, 7-3
2/3/1999	Cameron Field	W, 6-2
2/3/1999	Cameron Field	W, 4-0
3/22/2000	Reckling Park	W, 10-3
3/22/2000	Reckling Park	W, 5-4
2/11/2003	Reckling Park	W, 6-4
2/13/2007	Reckling Park	W, 4-3
3/20/2012	Reckling Park	W, 9-1
3/20/2013	Reckling Park	W, 11-5
5/9/2014	San Antonio	L, 2-4
5/10/2014	San Antonio	W, 11-3
5/11/2014	San Antonio	W, 11-2
5/25/2014	#Hattiesburg, Miss.	W, 11-5
4/18/2015	Reckling Park	W, 9-8
4/18/2015	Reckling Park	W, 8-2
4/19/2015	Reckling Park	L, 1-7
3/18/2016	San Antonio	W, 9-4
3/19/2016	San Antonio	L, 1-6
3/20/2016	San Antonio	W, 1-0
4/28/2017	Reckling Park	L, 6-10
4/29/2017	Reckling Park	W, 7-4
4/30/2017	Reckling Park	W, 6-5
5/5/2018	San Antonio	W, 4-3
5/5/2018	San Antonio	W, 8-3
5/6/2018	San Antonio	L, 0-7
3/22/2019	Reckling Park	L, 2-4
3/23/2019	Reckling Park	L, 3-9
3/24/2019	Reckling Park	W, 8-6
3/26/2019	Reckling Park	L, 4-16 (7)
3/27/2021	Reckling Park	W, 10-8 (7)
3/27/2021	Reckling Park	L, 1-4 (7)
4/28/2021	Reckling Park	L, 3-11
4/23/2021	San Antonio	W, 8-6
4/24/2021	San Antonio	W, 5-4 (7)
4/24/2021	San Antonio	L, 6-12 (7)
4/25/2021	San Antonio	L, 4-12
4/15/2022	Reckling Park	L, 2-9
4/16/2022	Reckling Park	L, 4-15
4/17/2022	Reckling Park	W, 16-7
3/24/2023	Reckling Park	L, 3-4 (11)
3/25/2023	Reckling Park	W, 13-8
3/26/2023	Reckling Park	L, 5-6
5/5/2023	San Antonio	L, 7-9
5/6/2023	San Antonio	L, 8-10
5/7/2023	San Antonio	L, 6-11
4/26/2024	Reckling Park	W, 9-8 (10)
4/27/2024	Reckling Park	W, 9-3
4/28/2024	Reckling Park	L, 2-4

#CUSA CHAMPIONSHIP

THE MATCHUP

Rice Owls



Record: 17-35
AAC Record: 10-14
Streak: L-1
RPI: 216
Head Coach: David Pierce
Record at Rice: 13-18 1st Year
Career Record: 507-289, 13th Year
Vs. UTSA: 8-2

	NCAA	CONF	RICE
Batting Average	.264	.8	.256
Doubles	227	7	78
Home Runs Per Game	190	7	.88
On Base Percentage	.294	10	.336
Slugging Percentage	.258	10	.383
ERA	199	9	6.66
Fielding Percentage	.234	10	.962

UTSA Roadrunners



Record: 39-11
AAC Record: 20-4
Streak: L 1
RPI: 21
Head Coach: Pat Hallmakrk
Record at UTSA: 179-107 6th Year
Career Record: 245-155 8th Year
Vs. Rice: 13-7

	NCAA	CONF	UTSA
Batting Average	.6	1	.324
Doubles	16	2	114
Home Runs Per Game	103	3	1.16
On Base Percentage	.8	1	.433
Slugging Percentage	.40	1	.500
ERA	.79	5	5.09
Fielding Percentage	.27	2	.978

CAREER VS. UTSA

Player	AVG	GP	GS	AB	R	H	2B	3B	HR	RBI	BB	SO	SB/A
Tobias Motley	.364	3	3	11	5	4	1	1	1	2	1	4	0/0
Trevton Rank	.364	3	3	11	2	4	0	0	0	1	2	4	0/0
Jack Ben-Shoshan	.333	3	3	12	1	4	1	0	0	2	1	4	1/1
Jacob Devenny	.261	6	6	23	4	6	0	0	0	1	0	5	0/0
Paul Smith	.250	3	2	8	3	2	0	0	1	4	2	3	0/0
Lorenzo Rios*	.250	3	2	8	1	2	2	0	0	0	2	0	0/0
Trey Duffield	.222	3	2	9	1	2	0	0	1	3	0	5	0/0
Max Johnson	.000	4	3	6	3	0	0	0	0	0	4	2	0/0

*WNorthwestern in 2024

Player	ERA	W	L	APP	GS	CG	SHO	CBO	SV	IP	H	R	ER	BB	SO
Tucker Alch	0.00	0	0	1	1	0	0	0	0	6.1	2	0	0	0	5
J.D. McCracken	6.35	2	0	3	3	0	0	0	0	17	17	13	12	6	12
Jackson Blank	0.00	0	0	1	0	0	0	0	0	0.2	0	0	0	0	0
Jack Ben-Shoshan	2.70	0	1	3	0	0	0	0	0	3.1	4	1	1	2	2
Garrett Stratton	4.91	1	1	3	1	0	0	0	0	3.2	3	3	2	3	2
Tom Vincent	9.64	0	0	3	1	0	0	0	0	4.2	8	7	5	4	2
Davion Hickson	10.12	0	0	2	0	0	0	0	0	2.2	5	3	3	4	2
Mark Perkins	13.50	0	0	2	0	0	0	0	0	2.2	5	4	4	4	2

LAST SERIES : APRIL 26-28, 2024

Apr 26, 2024 at Reckling Park

UTSA..... 010 300 013 0 - 8 12 0 (24-17)
RICE..... 040 210 010 1 - 9 12 1 (16-25)
WP-Garrett Stratton (1-2) LP-Riojas,Ruger (7-2) T-3:56 A-3828
HR RICE - Ben Dukes (1), Manny Garza (2), Tobias Motley (1)

Apr 27, 2024 at Reckling Park

UTSA..... 000 002 001 - 3 6 0 (24-18)
RICE..... 530 001 00X - 9 16 0 (17-25)
WP-J.D. McCracken (4-4) LP-Ward,Ryan (0-3) T-2:37 A-2108
HR UTSA - Lytle,Mason
HR RICE - Trey Duffield

Apr 28, 2024 at Reckling Park

UTSA..... 000 000 040 - 4 9 0 (25-18)
RICE..... 002 000 000 - 2 5 0 (17-26)
WP-Quiroga,Ulises (6-0) Save-Kingsbery,Fischer(4) LP-Garrett Stratton (1-3) T-2:26 A-3297
HR UTSA - Taussig,James (6)



RECKLING PARK

THE HOUSE THAT WAYNE GRAHAM BUILT

Reckling Park Milestones

Firsts

Game Feb. 8, 2000 (Houston 6, Rice 20)
First Win: Rice 8, Arkansas State 2 (2/11/00)
Opening Day Crowd: 4,117 (sellout)
First Run: J.P. Woodward (Houston).
Rice: John Lukin
First Hit: Brandon Caraway (Houston).
Rice: Bobby Bryan
First RBI: Shane Nance (Houston).
Rice: Matt Fox
First Batter: Caraway.
Rice: Brett Smith
First Putout: Smith
First Assist: Sam Scott
Rice First Double: Nance.
Rice: Jesse Roman
First Triple: John Kaye, Rice
First Home Run: Jarrod Bitter, (Houston)
Rice: Eric Arnold (2/12/00 vs. Nebraska)
First Double Play: Sam Scott (3b)-Brett Smith (2b)-Derek Michaelis (1b), Rice
First Complete Game: Mark Gwynn, 2-1 vs. Nebraska 2/12/00 (9 IP, 2 H, 10 Ks)
First Shutout: Kenny Baugh, 8-0 vs. Fresno St. 2/27/00 (9 IP, 6H, 0 BB, 3 Ks)

RECORDS

Individual

Most Hits: 5 many, most recently by Bradley Gneiting vs. Prairie View A&M (2/27/19)
Most RBI: 9, Trei Cruz vs. Rhode Island (2/17/19),
Most HRs 2, by many
Most HRs in an inning: 2 Eric Arnold vs. TCU 4/1/00
Most Total Bases: 14 Cruz vs. Rhode Island (2/17/19)
Most Strikeouts: 17 Philip Humber vs. Hawaii (3/20/04)
Most Innings: 9.1, Kevin McCanna vs. ODU (3/8/14)

Team

Most runs (game): 26 vs. California (3/13/10)
Most runs (inning): 13 vs. Prairie View (2/27/19)
Most hits: 25 vs. Prairie View (2/27/19)
Most home runs: 7 vs. Nevada (3/26/05)

All-time record (Regular season) 503-239-1 (.697)
(Postseason) 47-15 (.758)
Largest Crowd (Regular season) 6,193 vs Texas (3/17/09)
(Postseason) 5,368 vs. Texas A&M (6/7&8, 2008)

Milestones

100th win: 4-1 vs. Nebraska, March 18, 2003
250th win: 12-4 vs. Memphis, March 29, 2009
500th win: 9-3 vs. UTSA, April 27, 2024

Postseason Hosting

Conference USA Championship: (2006, 2013, 2023)
NCAA Regional: (2001, 2002, 2003, 2004, 2006, 2007, 2008, 2009, 2011, 2012, 2014)
NCAA Super Regional: (2002, 2003, 2006, 2007, 2008)



Reckling Park turns 25 in the 2025 as Rice looks to build on the momentum from the last half of the 2024 season.

Much like Houston's other iconic baseball venue that also opened in 2000, the Owls' home field has undergone several significant modifications and upgrades to maintain its status as one of the game's top venues for fans.

Before the upcoming season, the Owls' offices and clubhouse were renovated, and in 2024, a state-of-the-art CLIR2 Series High Performance LED Sports Lighting System from GEO Sport Lighting made its debut to heighten the excitement after home runs and victories.

The switch from natural grass to the RS3 Turf's Act Global TM NR34 surface in 2023 was the latest initiative to provide the next generation of Rice student-athletes with cutting-edge tools to hone their skills. The new playing surface was made possible by a lead gift from former Owl and World Series champion Anthony Rendon and his wife Amanda through their foundation Husky Owl, along with support from Rice alumni JC and Jen Kneale, the RBI Club, and Rice University.

A new, state-of-the-art pitching laboratory, dubbed the "Pig Pen" because of the lead philanthropy of Jeremy and Melinda Thigpen, made its debut in 2022. Located in the former indoor batting cage area under the left-field stands, the facility provides Rice pitchers with detailed mechanical analysis through high-speed cameras and specialized software to maximize their performance. TrackMan technology was installed at Reckling Park in 2021 to allow the team to compile detailed data on all aspects of player's performance in all areas of the game.

The Owls' locker room received a substantial makeover that same year, including adding a new team nutrition room. Large color murals highlighting the program's elite history were added adjacent to the coaches' offices, bringing the facility's inner hallways to life.

In the ongoing commitment to player development, the Bixby Batting Barn was expanded and remodeled in 2018 and was further enhanced in 2021 by installing evaluation technologies similar to those in the pitching lab. The Roost hospitality area along the right-field line opened to rave reviews from fans in 2018.

In 2016, the sports medicine area underwent a full renovation. The training room features hot and cold whirlpools, doctor's examination rooms, and offices, all to ensure the student-athletes undergo any treatments in the very best environment.

On game day, the Owls and their guests use some of the largest dugouts in the country. Umpires also have use of a large, functional locker room. That umpire facility was dedicated to the memory of Earl "Lefty" Graham, a longtime umpire in the Houston area and the father of the former Rice head coach.

Located on the southwest corner of the campus nestled between Tudor Fieldhouse and University Drive, Reckling Park was built on the site of Cameron Field, Rice's baseball home from 1978 through 1999.

The park has previously hosted 11 NCAA Regionals, five Super Regionals and three Conference USA Championships. The two millionth fan passed through the gates at Reckling during the 2022 season and the all-time attendance stands at 2,194,200 heading into 2025.

Reckling Park Year-by-Year

Year	Regular Season	Postseason
2000	30-10	
2001	25-8	4-1
2002	25-5	5-1
2003	30-3	5-1
2004	28-4	3-2
2005	26-6	
2006	24-5	9-1
2007	28-3	5-0
2008	23-5	5-0
2009	20-7	4-1
2010	21-6	
2011	22-10	1-2
2012	23-8	1-2
2013	20-8	4-0
2014	20-7	
2015	21-8	
2016	21-9	
2017	14-16	
2018	15-13-1	
2019	15-16	
2020	2-7	
2021	14-15	
2022	9-25	
2023	13-17	0-2
2024	14-18	
2025	9-17	
Total	511-256-1	47-15

Attendance			
Year	Games	Total	Avg.
2000	40	70,188	1,754
2001	33	99,574	3,017
2002	29	92,069	3,175
2003	32	119,479	3,734
2004	36	116,269	3,225
2005	32	96,390	3,012
2006	40	131,467	3,286
2007	34	98,932	2,909
2008	32	104,370	3,162
2009	30	100,036	3,334
2010	28	98,365	3,523
2011	33	116,677	3,535
2012	33	114,031	3,455
2013	30	97,582	3,252
2014	29	77,404	2,669
2015	29	84,187	2,903
2016	30	83,073	2,769
2017	30	73,351	2,445
2018	29	72,895	2,513
2019	31	77,431	2,497
2020	9	24,604	2,733
2021	33	31,017	1,069
2022	33	71,014	2,151
2023	31	65,895	2,125
2024	32	77,900	2,434
Totals	778	2,194,200	2,820

Top Rice Crowds

1.	6,193	Texas (March 17, 2009)
2.	5,478	Texas A&M (April 5, 2016)
3.	5,469	Texas (March 16, 2010)
4.	5,368*	Texas A&M (June 7, 2008)
5.	5,368*	Texas A&M (June 8, 2008)
6.	5,320	Texas State (May 17, 2011)
7.	5,250	Texas Southern (May 2, 2012)
8.	5,234	Texas A&M (June 9, 2007)
9.	5,227	Texas (April 20, 2005)
10.	5,199#	Texas (May 31, 2014)

*Super Regional
#Regional

RICE ROSTER

PITCHERS

#	NAME	POS	B/T	HT	WT	YR	HOMETOWN	HIGH SCHOOL/PREV.	PRONOUNCE
1	Maddox Keo	LHP	L/L	5-9	160	Fr.	Willis, Texas	Willis	
4	Blaine Brown	OF/LHP	L/L	6-3	180	Fr.	Pearland, Texas	Shadow Creek	
11	Austin Eppley	RHP	R/R	6-1	207	Jr.	Jacksonville, Fla.	Episcopal/Col. of Central Fla.	
12	Jack Ben-Shoshan	RHP	R/R	6-0	200	Sr.	Houston, Texas	St. John's	Ben Show-Shawn
13	Reed Gallant	RHP	R/R	6-1	193	Sr.	Flower Mount, Texas	Marcus	Guh-LANT
16	Garrett Stratton	RHP	R/R	6-2	198	Jr.	Houston, Texas	Strake Jesuit	
26	Ethan Atchley	RHP	R/R	6-0	180	Fr.	Heath, Texas	Rockwall-Heath	
29	J.D. McCracken	LHP	L/L	6-3	211	Sr.	Murfreesboro, Tenn.	Middle Tennessee Christian/Tennessee	
29	Marco Fuentes	RHP	R/R	6-2	185	So.	Miami, Fla.	Belen Jesuit	
32	Mark Perkins	RHP	R/R	6-1	207	Sr.	Houston, Texas	Stratford	
33	Nolan Roycraft	LHP	L/L	6-4	226	Fr.	The Woodlands, Texas	The Woodlands	
34	Micah Davis	RHP	R/R	6-3	228	Gr.	Baytown, Texas	Home School	Mike-ah
36	Tom Vincent	LHP	L/L	6-3	237	R-Sr.	Houston, Texas	Memorial/Texas A&M	
38	Davion Hickson	RHP	R/R	6-2	208	Jr.	Palmetto, Fla.	IMG Academy/Florida State	Dave-ee-on
39	Matthew Rheäume	RHP	R/R	6-5	221	Sr.	Houston, Texas	Memorial/Weatherford College	Ray-ume
40	Von Baker	RHP	R/R	6-6	232	Gr.	St. Johnsonville, N.Y.	OESJ Cornell	
47	Tucker Alch	RHP	R/R	6-5	217	Gr.	Houston, Texas	St. Thomas/Catholic	
53	Robert Fernandez	RHP	R/R	6-0	214	Sr.	Miami, Fla.	Belen Jesuit Prep/Miami Dade	
54	Caleb Williams	RHP	R/R	6-2	209	R-Fr.	Bethlehem, N.C.	Alexander Central	
55	Jackson Blank	RHP	R/R	6-2	208	Fr.	Magnolia, Texas	West	
99	Matt Zatopek	RHP	R/R	6-3	210	R-Fr.	Cypress, Texas	Houston Christian HS/Texas	Za-toe-peck

CATCHERS

#	NAME	POS	B/T	HT	WT	YR	HOMETOWN	HIGH SCHOOL/PREV.	PRONOUNCE
19	Aric Anderson	C	L/R	6-0	205	Jr.	Las Vegas, Nev.	Palo Verde	Eric
28	Landon West	C	R/R	6-3	213	So.	Katy, Texas	Tompkins	
44	Lorenzo Rios	C	R/R	6-2	205	Jr.	Yorkville, Ill.	Yorkville/Northwestern	
14	Paul Smith	C	R/R	5-11	218	Jr.	Houston, Texas	Episcopal	

INFELDERS

#	NAME	POS	B/T	HT	WT	YR	HOMETOWN	HIGH SCHOOL/PREV.	PRONOUNCE
2	Cole Green	INF	R/R	6-0	175	Fr.	Indian Trail, N.C.	Sun Valley	
3	Max Johnson	INF	S/R	6-1	192	Sr.	Mason, Ohio	Mason/Indiana	
6	Treyton Rank	INF	R/R	6-0	219	Jr.	Buford, Ga.	Buford/Florida State	Tray-ton
7	Michael Zito	INF	R/R	6-1	192	Fr.	Milton, Ga.	Blessed Trinity Catholic	Zee-toe
15	Luke Smith	INF	R/R	5-9	188	Jr.	Corpus Christi, Texas	Callallen/Cisco	
17	Graiden West	INF	R/R	6-3	185	Sr.	Katy, Texas	Tompkins	Grey-dan
20	Gunnnett Carlson	INF	L/R	5-10	208	Jr.	Tampa, Fla.	Berkeley Prep/Col. of Central Fla.	
21	Tobias Motley	INF	R/R	6-2	201	So.	Houston, Texas	Cy Ranch	
23	Javier Vazquez	INF	R/R	6-1	195	R-Fr.	Ponce, Puerto Rico	IMG Academy	
27	Barrett Eldridge	INF	R/R	6-3	212	Jr.	Atlanta, Ga.	Walton/Georgia Highlands	
48	Hiram Bocachica	INF	R/R	5-7	155	Fr.	Bayamon, Puerto Rico	Puerto Rico Baseball Academy	He-ROD Bow-ka-cheek-an

OUTFIELDERS

#	NAME	POS	B/T	HT	WT	YR	HOMETOWN	HIGH SCHOOL/PREV.	PRONOUNCE
4	Blaine Brown	OF/LHP	L/L	6-3	180	Fr.	Pearland, Texas	Shadow Creek	
9	Trey Duffield	OF	R/R	6-3	228	Jr.	Houston, Texas	Strake Jesuit	
10	Colin Robson	OF	L/R	6-2	185	R-Fr.	Southlake, Texas	Southlake Carroll/Duke	
24	Jacob Devenny	OF	L/R	5-11	200	Jr.	Prosper, Texas	Prosper	Dieh-Veh-nee








































NUMERICAL ROSTER

#	NAME	POS	HT	WT	YR
1	Maddox Keo	LHP	5-9	160	Fr.
2	Cole Green	INF	6-0	175	Fr.
3	Max Johnson	INF	6-1	192	Sr.
4	Blaine Brown	OF/LHP	6-3	180	Fr.
6	Treyton Rank	INF/OF	6-0	210	Sr.
7	Michael Zito	INF	6-1	192	Fr.
8	Christian Salazar	OF	5-10	188	Jr.
9	Trey Duffield	OF	6-3	229	Jr.
10	Colin Robson	OF	6-2	185	R-Fr.
11	Austin Eppley	RHP	6-1	207	Jr.
12	Jack Ben-Shoshan	RHP	6-0	200	Sr.
13	Reed Gallant	RHP	6-1	193	Gr.
14	Paul Smith	C	5-11	218	Jr.
15	Luke Smith	INF	5-9	188	Jr.
16	Garrett Stratton	RHP	6-2	198	Jr.
17	Graiden West	INF	6-3	185	Sr.
19	Aric Anderson	C	6-0	205	Jr.
20	Gunnnett Carlson	INF	5-10	208	Jr.
21	Tobias Motley	INF/OF	6-2	201	So.
23	Javier Vazquez	INF	6-1	195	R-Fr.
24	Jacob Devenny	OF	5-11	200	Jr.
26	Ethan Atchley	RHP/UT	6-0	180	Fr.
27	Barrett Eldridge	INF	6-3	212	Jr.
28	Landon West	C	6-3	213	So.
29	J.D. McCracken	LHP	6-3	211	Sr.
31	Marco Fuentes	RHP	6-1	185	R-So.
32	Mark Perkins	RHP	6-1	207	Sr.
33	Nolan Roycraft	LHP	6-5	226	Fr.
34	Micah Davis	RHP	6-3	226	Sr.
36	Tom Vincent	LHP	6-3	237	R-Sr.
38	Davion Hickson	RHP	6-2	208	Jr.
39	Matthew Rheäume	RHP	6-5	221	R-Jr.
40	Von Baker	RHP	6-6	232	Gr.
44	Lorenzo Rios	C	6-2	205	Jr.
47	Tucker Alch	RHP	6-5	217	Gr.
48	Hiram Bocachica Jr.	INF	5-7	155	Fr.
53	Robert Fernandez	RHP	6-0	214	Sr.
54	Caleb Williams	RHP	6-2	208	R-Fr.
55	Jackson Blank	RHP	6-2	208	So.
99	Matt Zatopek	RHP	6-3	210	Fr.

COLLEGES

BAKER	LOVETT
11 Austin Eppley	12 Jack Ben-Shoshan
16 Garrett Stratton	21 Tobias Motley
29 J.D. McCracken	53 Robert Fernandez
MARTEL	
31 Marco Fuentes	36 Tom Vincent
39 Matthew Rheäume	McMURTRY
BROWN	54 Caleb Williams
13 Reed Gallant	6 Treyton Rank
27 Barrett Eldridge	34 Micah Davis
28 Landon West	SID RICHARDSON
99 Matt Zatopek	26 Ethan Atchley
55 Jackson Blank	32 Mark Perkins
DUNCAN	WIESS
4 Blaine Brown	3 Max Johnson
14 Paul Smith	9 Trey Duffield
15 Luke Smith	20 Gunnnett Carlson
23 Javier Vazquez	24 Jacob Devenny
48 Hiram Bocachica Jr.	WILL RICE
HANSZEN	1 Maddox Keo
10 Colin Robson	2 Cole Green
44 Lorenzo Rios	17 Graiden West
JONES	38 Davion Hickson
7 Michael Zito	BSA
19 Aric Anderson	40 Von Baker
33 Nolan Roycraft	47 Tucker Alch

TV ROSTER

 <p>1 MADDOX KEO LHP FR L/L 5'9 160 Willis, TX</p>	 <p>2 COLE GREEN OF FR R/R 6'0 175 Indian Trail, NC</p>	 <p>3 MAX JOHNSON INF SR R/R 6'1 192 Mason, OH</p>	 <p>4 BLAINE BROWN OF/LHP FR L/L 6'3 180 Pearland, TX</p>	 <p>6 TREYTON RANK INF SR R/R 6'0 210 Monticello, FL</p>	 <p>7 MICHAEL ZITO INF FR R/R 6'1 192 Milton, GA</p>	 <p>9 TREY DUFFIELD OF JR R/R 6'3 229 Houston, TX</p>	 <p>10 COLIN ROBSON OF R-SR L/R 6'2 185 Southlake, TX</p>
 <p>11 AUSTIN EPPLEY UTL/RHP JR L/R 6'1 207 Jacksonville, FL</p>	 <p>12 JACK BEN-SHOSHAN RHP SR R/R 6'0 200 Houston, TX</p>	 <p>13 REED GALLANT RHP GR R/R 6'1 193 Flower Mound, TX</p>	 <p>14 PAUL SMITH C JR S/R 5'11 218 Houston, TX</p>	 <p>15 LUKE SMITH INF JR R/R 5'9 188 Corpus Christi, TX</p>	 <p>16 GARRETT STRATTON RHP JR R/R 6'2 198 Houston, TX</p>	 <p>17 GRAIDEN WEST INF SR R/R 6'3 185 Katy, TX</p>	 <p>19 ARIC ANDERSON C JR L/R 6'0 205 Las Vegas, NV</p>
 <p>20 GUNNETH CARLSON INF JR L/R 5'10 208 Tampa, FL</p>	 <p>21 TOBIAS MOTLEY OF SO R/R 6'2 201 Houston, TX</p>	 <p>23 JAVIER VAZQUEZ INF R-FR R/R 6'1 195 Ponce, PR</p>	 <p>24 JACOB DEVENNY OF JR L/R 5'11 200 Prosper, TX</p>	 <p>26 ETHAN ATCHLEY RHP FR R/R 6'0 180 Heath, TX</p>	 <p>27 BARRETT ELDRIDGE INF JR R/R 6'3 212 Atlanta, Ga.</p>	 <p>28 LANDON WEST C SO R/R 6'3 213 Katy, TX</p>	 <p>29 J.D. MCCRACKEN LHP SR L/L 6'3 211 Murfreesboro, TN</p>
 <p>31 MARCO FUENTES RHP R-SO R/R 6'1 185 Miami, FL</p>	 <p>32 MARK PERKINS RHP SR R/R 6'1 207 Houston, TX</p>	 <p>33 NOLAN ROYCRAFT LHP FR L/L 6'5 226 The Woodlands, TX</p>	 <p>34 MICAH DAVIS RHP GR R/R 6'3 226 Baytown, TX</p>	 <p>36 TOM VINCENT LHP SR L/L 6'3 237 Houston, TX</p>	 <p>38 DAVION HICKSON RHP JR R/R 6'2 208 Palmetto, FL</p>	 <p>39 MATTHEW RHEUME RHP R-JR R/R 6'5 221 Houston, TX</p>	 <p>40 VON BAKER RHP GR R/R 6'6 232 St. Johns, NV</p>
 <p>44 LORENZO RIOS C JR R/R 6'2 205 Yorkville, IL</p>	 <p>47 TUCKER ALCH RHP GR R/R 6'5 217 Houston, TX</p>	 <p>48 HIRAM BOCACCHICA JR. INF FR R/R 5'7 155 Bayamón, PR</p>	 <p>53 ROBERT FERNANDEZ RHP SR R/R 6'0 214 Miami, FL</p>	 <p>54 CALEB WILLIAMS RHP R-FR R/R 6'2 208 Bethlehem, NC</p>	 <p>55 JACKSON BLANK RHP SO R/R 6'2 208 Magnolia, TX</p>	 <p>00 MATT ZATPEK RHP R-FR R/R 6'3 210 Cypress, TX</p>	

THURSDAY'S STARTER



R RIGHTHANDED PITCHER
DAVION HICKSON 38

CLASS JUNIOR HOMETOWN PALMETTO, FL HIGH SCHOOL IMG ACADEMY PREVIOUS SCHOOL FLORIDA STATE

2025 (JUNIOR): Preseason All-AAC selection by conference coaches as he moved from the closer's role in a breakout sophomore season to the starting rotation..

- Worked into the 8th inning for the fourth time this season in a non-decision vs. Wichita State on 5/9.
- First Owls' starter to pitch into the 8th four times in a season since Jon Duplantier in 2016.
- Did not walk a batter for the first time as a starter.
- 1-1 with a 1.82 ERA (5 ER in 24.2 IP) in his last three starts after two AAC series in the bullpen (USF & Memphis).
- 1-6 with 3.58 ERA in his 10 starts (60.1 IP, 24 ER).
- AAC and College Baseball Foundation Pitcher of the Week on 5/5 after his dominant outing vs. Charlotte on 5/2.
- Tossed the Owls' first one-hit shutout since 2012, downing the 49ers 2-0, allowing a third inning single, walking three and hitting one batter to come out on top vs. Charlotte's Blake Gillespie.
- Came back after a 50-minute weather delay at the start of the fifth inning and faced only two over the minimum while nursing a 1-0 lead until a solo homer in teh eighth provided a second run... Retired the last seven in order.
- Non decision with a 10.12 ERA in two relief outings vs. UTSA last year.
- Matched his career high with 10 strikeouts in his return to the starting rotation at UAB on 4/27.
- Has a career-high 83 strikeouts, and surpassed his 2024 total of 64 in six less innings (48.2 this year, 54.2 in 2024).
- 83 strikeouts are the most by an Owl since Matt Canterino fanned 121 in 2019.
- 41st nationally with 11.4 strikeouts per nine innings and 60th with 6.99 hits per nine.
- Has allowed just six homers in 120.1 career innings as an Owl (2 in 67.2 IP at Reckling Park).
- For the season, he ranks third in the AAC in opponents' batting average (.213), tied for third in fewest home runs (4), fourth in strikeouts (83), seventh in fewest hits allowed (51) and fewest earned runs (27).
- In conference play, he ranks third in OBA (.207) and strikeouts (56), fifth in innings (48.0),
- In the AAC:
 - 4-5 with three saves and a 4.05 ERA in 21 games (6 starts) in his career (77.2, 60, 37, 35, 40, 92)
 - 1-4 and 4.01 in six conference starts this year (42.2, 29, 20, 19, 17, 47).

GAME-BY-GAME (2025)

DATE	OPPONENT	GS	IP	H	R	ER	BB	SO	2B	3B	HR	WP	BK	HBP	IBB	SCORE	W	L	SV	ERA	NP
2/14	Villanova	1	4.0	2	0	0	5	8	0	0	0	0	0	1	0	6-10	-	-	-	0.00	83
2/21	USC	1	5.0	5	1	1	3	7	1	0	0	0	0	1	0	4-7	-	-	-	1.80	86
2/28	Mississippi St.	1	4.2	4	4	4	4	6	1	0	0	0	1	2	0	3-14	-	1	-	3.29	97
3/7	Yale	1	4.0	5	6	1	2	6	1	0	0	0	0	2	0	4-8	-	2	-	3.06	97
3/21	@FAU	1	5.1	6	4	3	2	8	2	0	1	0	0	2	0	3-9	-	3	-	3.52	110
3/28	ECU	1	8.0	6	4	3	4	9	3	0	1	1	0	0	0	2-4		4	-	3.48	121
4/4	@Tulane	1	4.2	7	7	7	5	4	2	0	2	0	0	0	0	3-10		5		4.79	92
4/12	USF	0	2.2	3	2	2	2	3	0	0	0	0	0	1	0	15-3			1	4.93	61
4/17	@Memphis	0	2.2	3	1	1	3	6	1	0	0	0	0	0	0	10-5	1			4.83	62
4/25	@UAB	1	7.2	3	3	3	3	10	0	0	0	0	0	0	0	0-3		6		4.62	122
5/2	Charlotte	1	9.0	1	0	0	3	9	0	0	0	0	0	2	0	2-0	2			3.90	132
5/9	Wichita State	1	8.0	6	2	2	0	7	0	1	0	0	0	3	0	4-3				3.70	114

CAREER OVERVIEW

YEAR	ERA	W	L	APP	GS	CG	SHO	SV	IP	H	R	ER	BB	SO	2B	3B	HR	BF	B/AVG	WP	HBP	BK	SFA	SHA
2023	0.00	0	0	1	0	0	0	0	1.0	0	0	0	0	1	0	0	0	4	.000	0	1	0	0	0
2024	3.62	3	2	27	0	0	0	6	54.2	39	23	22	33	64	5	1	2	237	.206	3	9	0	0	6
2025	3.70	2	6	12	10	1	1	1	65.2	51	34	27	35	83	11	1	4	295	.213	1	14	1	1	6
TOTAL	3.63	5	8	40	10	1	1	7	121.1	90	57	49	68	148	16	2	6	536	.209	4	24	1	1	12

SINGLE GAME SEASON / CAREER HIGHS

Innings Pitched: 9.0 CLT 5/2 / 9.0 CLT 5/2
Hits Allowed: 7 @Tulane 4/4 / 7 @Tulane 4/4
Runs Allowed: 7 @Tulane 4/4 / 7 @Tulane 4/4
Walks Allowed: 5 2x last @Tulane 4/4 / 5 2x last @Tulane 4/4
Strikeouts: 10 @UAB 4/27 / 10 2x last @UAB 4/27
Pitches: 132 CLT 5/2 / 132 CLT 5/2

FRIDAY'S STARTER



LEFTHANDED PITCHER

J.D. McCRACKEN

29

CLASS **SENIOR** HOMETOWN **MURFREESBORO, TN** HIGH SCHOOL **MIDDLE TENNESSEE CHRISTIAN** PREVIOUS SCHOOL **TENNESSEE**

2025 (SENIOR):

- Has not missed a starting turn in conference play in his three years at Rice and brings a streak of 26 straight heading into this week (9 in CUSA, 17 in AAC).
- Has won his last two starts to match his career high in wins (4).
- Went 7 innings to win over Wichita State last time out, his longest outing since 7.2 innings vs. ECU.
- Credited with the win vs. Prairie View in a start on a staff day (2.0, 0, 0, 0, 2)

- Earned his second AAC win of the season at Memphis on 4/18.
- 3-2 with a 5.90 ERA (39.2IP, 26 ER) in eight AAC starts this year.. three wins are tied for seventh in the AAC in conference games.
- 5-8 with a 6.30 ERA in 17 career AAC starts (80.0, 84, 64, 56, 54, 50).
- 2-0 with a 6.35 ERA in three career starts vs. UTSA... Worked into the ninth before Jackson Blank came on to get a double play to end a 9-3 win at Reckling last season (8.1, 6, 3, 3, 3, 3).
- Walked a season-high six at UAB after not walking any in his previous two starts (9 innings) and is averaging 3.8 walks per nine this season after averaging 6.05 in his career coming into 2025.
- Made his first conference series opening start since 5/17/24 vs. USF on 4/11.
- 0-1 in one career appearance vs. Wichita State, taking the loss on 3/30/24 (4.0, 6, 8, 8, 0, 4)
- 1-1 with a 3.98 ERA in five appearances (four starts) at Reckling this year and 4-9 with a 4.51 ERA in his career at home (55 ER in 109.2 IP) over 23 games (20 starts).
- Threw 123 pitches (one shy of his career-high) while blanking ECU over seven innings, but was not involved in the decision (7.2, 3, 2, 2, 3, 8)
- Brought a streak of 27 consecutive starts without missing a turn in the rotation into the season and made one appearance as an opener, followed by two relief appearances before returning to a starting role vs. Yale on 3/9.
- Picked up his first win of the year at FAU on 3/22 combining with Garrett Stratton to hold FAU to a season-low 1 run in a 3-1 win... Induced double plays in each of the first three innings to hold off FAU's early surge, then retired six straight while Rice took the lead.
- Credited with a complete game in the first of a pair of seven-inning games at HCU on 3/15.
- Needed just 51 pitches to get through his first six innings vs. Yale on 3/9, allowing just one hit and one walk... Gave up a leadoff homer in the seventh and left with one out and the bases loaded... Owls worked out of that jam but later gave up the lead.

GAME-BY-GAME (2025)

DATE	OPPONENT	GS	IP	H	R	ER	BB	SO	2B	3B	HR	WP	BK	HBP	IBB	SCORE	W	L	SV	ERA	NP
2/16	Virginia	1	1.0	3	3	2	0	1	1	0	0	0	0	1	0	0-7	-	1	-	18.00	28
2/23	USC	0	3.0	2	1	1	0	0	1	0	0	0	0	1	0	4-3	-	-	-	6.75	40
3/1	Tennessee	0	3.2	6	5	5	2	2	1	0	2	0	0	0	0	3-13	-	-	-	9.39	60
3/8	Yale	1	6.1	5	2	2	1	3	0	0	1	0	0	0	0	8-11	-	-	-	6.43	67
3/15#1	@HCU	1	6.0	9	6	6	3	4	2	9	2	0	0	1	0	2-6	-	2	-	7.20	91
3/22	@FAU	1	6.0	5	1	1	3	3	0	0	0	0	0	0	0	3-1	1	-	-	5.85	81
3/29	ECU	1	7.2	3	2	2	3	8	0	0	0	0	0	0	0	3-5				5.08	123
4/5#2	@Tulane	1	5.1	4	3	3	3	2	2	0	0	0	0	2	0	3-5				5.08	93
4/11	USF	1	3.1	8	4	4	0	1	2	0	1	0	0	0	0	3-14		3		5.59	74
4/18	@Memphis	1	5.2	8	5	5	0	0	1	0	1	2	0	1	0	9-5	2			5.91	85
4/26	@UAB	1	2.1	6	6	5	6	1	1	0	0	0	0	0	0	6-8		4		6.44	71
5/3	Charlotte	1	2.1	5	4	4	3	1	0	0	1	0	0	1	0	7-6				6.84	68
5/7	Prairie View	1	2.0	0	0	0	0	2	0	0	0	0	0	1	0	12-1	3			6.59	19
5/10	Wichita State	1	7.0	3	3	2	5	4	0	0	0	1	0	1	0	9-3	4			6.13	102

CAREER OVERVIEW

YEAR	ERA	W	L	APP	GS	CG	SHO	SV	IP	H	R	ER	BB	SO	2B	3B	HR	BF	B/AVG	WP	HBP	BK	SFA	SHA
2022	8.10	1	0	3	0	0	0	0	3.1	5	3	3	1	2	3	0	1	16	.333	0	0	0	0	0
2023	5.65	1	5	19	13	0	0	0	71.2	62	51	45	36	58	9	0	6	323	.237	3	18	0	2	5
2024	5.35	4	7	16	15	1	0	0	77.1	71	57	46	52	65	17	0	5	368	.246	6	19	0	3	5
2025	6.13	4	4	14	12	1	0	0	61.2	67	45	42	29	32	12	0	8	289	.277	3	9	0	5	4
TOTAL	5.64	10	16	52	40	2	0	0	214.0	205	156	135	118	157	41	0	20	996	.254	12	46	0	10	14

SINGLE GAME SEASON / CAREER HIGHS

Innings Pitched: 7.2 vs. ECU 3/29 / 9.0 @Louisiana, 2/24/24

Hits Allowed: 9 @HCU 3/15 GM 1 / 10, @South Florida, 4/20/24

Runs Allowed: : 6 @HCU 3/15 GM 1 / 8 @Wichita State, 3/30/24

Walks Allowed: : 3 3x last vs. ECU 3/29 / 6 @South Florida, 4/20/24

Strikeouts: : 8 vs. ECU 3/29 / 11 @Louisiana, 2/24/24

Pitches: : 123 ECU 3/29 / 124 @Louisiana, 2/24/24

SATURDAY'S STARTER



RIGHTHANDED PITCHER

JACKSON BLANK

55

CLASS **SOPHOMORE** HOMETOWN **MAGNOLIA, TX** HIGH SCHOOL **WEST**

2025 (SOPHOMORE): Making his sixth start this season and the third of his career in conference action.

- 0-2 with a 6.50 ERA in five starts this year (18.0, 26, 13, 13, 7, 19).
 - First three starts were consecutive Tuesday night assignments, including at Houston on 4/8.
 - Picked up the win in relief vs. UAB in the 15-inning game last season, allowing one hit and one walk while striking out two in 2.1 innings.
- 2-2 in seven career road games in the AAC (14.2, 17, 6, 6, 5, 20).
 - Tossed a career-best 4.1 shutout innings at Sam Houston on 4/1, but was not involved in the decision.
 - Worked a then career-long four innings, threw a career best 69 pitches and matched his career high with five strikeouts @Lamar on 3/25.
 - Made his starting debut as a freshman vs. Incarnate Word on 4/9/24 and worked a then career-long 3.2 innings

GAME-BY-GAME (2025)

DATE	OPPONENT	GS	IP	H	R	ER	BB	SO	2B	3B	HR	WP	BK	HBP	IBB	SCORE	W	L	SV	ERA	NP
2/15	Michigan		1.0	2	3	3	1	1	1	0	0	0	0	0	0	2-5	0	0	0	27.00	23
2/26	Arizona		0.1	1	2	2	1	1	0	0	0	0	0	0	0	8-11	0	0	0	33.75	19
3/2	Texas A&M		0.2	0	0	0	2	0	0	0	0	0	0	0	0	4-14	0	0	0	9.53	19
3/5	Houston		2.2	2	0	0	1	4	1	0	0	0	0	0	0	1-18	0	0	0	5.79	43
3/8	Yale		0.1	1	3	3	1	0	0	0	0	0	0	1	0	8-11	0	1	0	7.53	13
3/9	Yale		2.0	3	3	3	0	1	1	0	2	0	0	0	0	4-7	0	0	0	8.27	23
3/14	HCU		0.2	1	0	0	0	1	0	0	0	0	0	0	0	3-4	0	0	0	22.50	14
3/18	UIW		3.0	5	1	1	1	4	1	0	0	2	0	0	0	2-4	0	2	0	10.80	50
3/21	@AU		0.2	1	0	0	0	1	1	0	0	0	0	0	0	3-9	0	0	0	8.53	14
3/25	@amar	1	4.0	4	2	2	0	5	1	0	0	0	0	0	0	1-2	0	3	0	6.97	69
3/29	ECU		1.0	3	2	1	0	3	0	0	0	1	0	0	0	3-5	0	4	0	7.15	31
4/1	@SHSU	1	4.1	3	0	0	3	4	0	0	0	0	0	0	0	9-1	0	0	0	6.53	64
4/4	@Tulane		3.1	1	0	0	0	4	0	0	0	0	0	0	0	5-7	0	0	0	5.63	40
4/8	@Houston	1	3.0	5	5	5	3	4	2	0	1	1	0	0	0	7-10	0	5	0	6.67	66
4/12	USF	1	4.0	9	2	2	0	3	3	0	0	1	0	0	0	5-2	0	0	0	6.20	76
4/19	@Memphis	1	2.2	5	4	4	1	3	1	0	1	0	0	0	0	2-13	0	1	0	6.91	51

CAREER OVERVIEW

YEAR	ERA	W	L	APP	GS	CG	SHO	SV	IP	H	R	ER	BB	SO	2B	3B	HR	B/AVG	WP	HBP	BK	SFA	SHA
2024	5.06	2	0	16	1	0	0	0	21.1	21	12	12	13	23	7	0	3	.269	1	3	0	2	1
2025	6.95	0	6	16	5	0	0	0	33.2	46	27	26	14	39	12	0	4	.329	5	1	0	1	0
TOTAL	6.22	2	6	32	6	0	0	0	55.0	67	39	38	27	62	19	0	7	.307	6	4	0	3	1

SINGLE GAME SEASON / CAREER HIGHS

Innings Pitched: 4.1, Sam Houston (4/1) / 4.1, Sam Houston (4/1)

Hits Allowed: 9 vs. USF (4/12) / 9 vs. USF (4/12)

Runs Allowed: 5 @Houston (4/8) / 5 @Houston (4/8)

Walks Allowed: 3 2x last @Houston (4/8) / 3 2x last @Houston (4/8)

Pitches: 78 vs. USF (4/12) / 78 vs. USF (4/12)

DAVID PIERCE

Bixby Family Head Baseball Coach

David Pierce was named the new Bixby Family Head Baseball Coach on March 17, returning to South Main where he served as an assistant under Wayne Graham from 2003-11.

Pierce's nine seasons at Rice saw the Owls win a conference title and qualify for the NCAA tournament each year, earn five national seeds, and advance to five Super Regionals and four College World Series, winning the title in 2003.

As a head coach since 2012, he took Sam Houston, Tulane, and Texas to 11 Regionals, four Super Regionals, and three College World Series while compiling a .646 winning percentage (494-271) in 13 seasons as a head coach.

Coming into 2025, his 494 wins since 2012 rank third among active coaches in Texas (Jim Schlossnagle, 521 combined at TCU and Texas A&M, and Dan Heefner, 507 at Dallas Baptist).

He was Baseball America's Coach of the Year in 2018 while at Texas and is a four-time conference Coach of the Year winner and a two-time ABCA Central Region Coach of the Year.

Most recently Pierce was 297-162 in eight seasons coaching at Texas from 2017-24, leading the Longhorns to six NCAA berths, four Super Regionals, and three trips to the College World Series. He also led Texas to its first Big XII Conference title since 2011 in 2018 then added a second in 2022. In 2022 he produced Texas's first winner of the Golden Spikes Award (Ivan Melendez).

Pierce went to Texas from Tulane, where he spent two seasons as head coach following a three-year stint at Sam Houston State in the same role. In 2015, he led the school into its first season in the American Athletic Conference. Tulane posted a school-record nine shutouts, which ranked fourth in the nation, en route to a 35-25 record and the program's first regional appearance since 2008.

The Green Wave went 41-21 in 2016 and captured a regular season AAC championship and

a second-consecutive regional appearance. The 41 wins were the most for the program since 2006.

In three seasons as head coach at Sam Houston State, Pierce compiled a record of 121-63 (.658). During his tenure, the Bearkats made three straight NCAA Regional appearances for just the second time in program history.

Sam Houston State was crowned Southland Conference champions in each of his three seasons (the program's only previous league title came in 1989), and Pierce was named the conference coach of the year in both 2012 and 2013.

Pierce first coached at Rice as an assistant under David Hall in 1991, the year before Wayne Graham was named head coach, and

then returned to South Main to coach under Graham in 2003. He served as hitting coach from 2003-05 before taking over as pitching coach from 2006-11.



THE PIERCE FILE

HEAD COACHING RECORD

YEAR	SCHOOL	RECORD	POSTSEASON
2012	Sam Houston State	40-22	NCAA Regional
2013	Sam Houston State	38-22	NCAA Regional
2014	Sam Houston State	43-19	NCAA Regional
2015	Tulane	35-25	NCAA Regional
2016	Tulane	41-21	NCAA Regional
2017	Texas	39-24	NCAA Regional
2018	Texas	42-23	NCAA College World Series
2019	Texas	27-27	-
2020	Texas	14-3	-
2021	Texas	50-17	NCAA College World Series
2022	Texas	47-22	NCAA College World Series
2023	Texas	42-22	NCAA Super Regional
2024	Texas	36-24	NCAA Regional
2025	RICE	13-18	

TOTAL 507-289

3 College World Series appearances, 4 Super Regionals, 11 Regionals, 4 conference titles

PIERCE VS. THE AAC

SCHOOL	HOME	ROAD	NEUTRAL	TOTAL
ECU	2-4	1-2	2-2	5-8
Memphis	2-1	2-1		4-2
USF	4-2	3-0	2-0	9-21
FAU	0-0	1-2		1-2
Tulane		0-3	0-1	0-4
UTSA	2-2	4-0		6-2
Charlotte	2-1			2-1
UAB		1-2		1-2
Wichita State	2-1			2-1



WAYNE GRAHAM

1936-2024



Year	School	Record	Pct.	Accomplishments
1981	San Jac	43-7	.860	Conference champions, state runner-up
1982	San Jac	42-12	.777	Conference champions
1983	San Jac	47-10	.824	Conference champions, state runner-up
1984	San Jac	50-11	.819	State, conf. champs, national runner-up
1985	San Jac	54-7	.885	National, state, conference champions
1986	San Jac	53-12	.815	National, state, conference champions
1987	San Jac	52-9	.852	National, state, conference champions
1988	San Jac	63-9	.875	State, conf. champs, national runner-up
1989	San Jac	61-10	.859	National, state, conference champions
1990	San Jac	62-11	.850	National, state, conference champions
1991	San Jac	47-15	.758	Conference champions
1992	Rice	29-26	.527	Series win over #16 Texas A&M
1993	Rice	36-18	.667	School-record 29-game home win streak
1994	Rice	34-21	.618	12-6 in SWC (tied-2), best in school history
1995	Rice	43-19	.694	2nd at NCAA South II Regional
1996	Rice	42-23	.646	SWC Tournament champs; 2nd in NCAA Regional
1997	Rice	47-16	.746	WAC champs; 1st College World Series appearance
1998	Rice	46-17	.731	WAC champs; NCAA Central Regional
1999	Rice	59-15	.797	WAC champs; College World Series; most wins ever
2000	Rice	43-23	.652	WAC co-champs
2001	Rice	47-20	.701	WAC champs; NCAA Regional champs
2002	Rice	52-14	.788	WAC champs; NCAA Regional champs; CWS
2003	Rice	58-12	.829	NCAA champions; WAC champions
2004	Rice	46-14	.767	WAC champs; NCAA Regional
2005	Rice	45-19	.703	WAC champs; NCAA Regional champs
2006	Rice	57-13	.814	C-USA champs; NCAA Regional champs; CWS semifinals
2007	Rice	56-14	.800	C-USA champs; NCAA Regional champs; CWS semifinals
2008	Rice	47-15	.758	C-USA reg. season champs; NCAA Regional champs; CWS
2009	Rice	43-18	.705	C-USA tournament champs; NCAA Regional champs
2010	Rice	40-23	.635	C-USA reg. season champs; NCAA Regional
2011	Rice	42-21	.667	C-USA co-champs; C-USA tourney champs; NCAA Regional
2012	Rice	41-19	.683	C-USA reg. season champs; NCAA Regional
2013	Rice	44-20	.688	C-USA co-champs; C-USA tourney champs; NCAA Regional champs;
2014	Rice	42-20	.678	C-USA tourney & regular season champs; NCAA Regional
2015	Rice	37-22	.627	C-USA regular season champs; NCAA Regional
2016	Rice	38-24	.613	NCAA Regional
2017	Rice	33-31	.516	C-USA tourney champs; NCAA Regional (2nd place)
2018	RICE	26-31-2	.516	
RICE Totals		1,173-528-2	.698	

Wayne Graham, the architect of Rice's rise to the top of the college baseball world, passed away in Austin, Texas, on September 3, 2024

Graham compiled a 1,173-528-2 record in 27 seasons at Rice, taking over a program in 1992 that had never won a conference championship in its previous 79 years into a perennial conference champion and a familiar name in the field of the College World Series each June.

He led the Owls to 23 consecutive NCAA appearances from 1995-2017, 11 Super Regionals in the first 15 years of the expanded playoff format, seven appearances in the College World Series in 12 years. He gave Rice its first NCAA team championship in 2003.

Along the way, Graham turned South Main into a haven for college talent, producing five national players of the year, 28 first-team All-Americans, seven conference players of the year, six conference pitchers of the year, 19 first-round draft picks—including the first overall pick in 1997 in Matt Anderson, and sending 41 players to the major leagues, the most recent being lefthanded pitcher Evan Kravetz, who pitched for the Owls in Graham's final two seasons and made his debut with Cincinnati just days before his passing.

In 2004, the Owls' powerful pitching trio of Philip Humber, Jeff Niemann, and Wade Townsend were selected third, fourth, and eighth in the first round of the draft as Rice became the first school ever to have three players selected in the first round of the MLB draft.

The credibility that Graham brought to campus was made evident when Jose Cruz Jr., the son of Astros legend Jose Cruz and one of the most sought-after players in the country, chose to sign with Rice in 1993.

In his first season, Cruz shared national freshman of the year honors from Collegiate Baseball, and he earned All-Southwest Conference honors. A year later, he was the consensus conference player of the year and first-team All-America, hitting .401 with 14 home runs and breaking his school mark with 68 RBI.

That success drew even more top talent to Rice, including a 1995 recruiting class with Lance Berkman and Matt Anderson, and that squad qualified for the NCAA Tournament for the first time in history. Rice eliminated defending national champion LSU at the Tigers' home field in Baton Rouge before falling to eventual College World Series champion Cal-State Fullerton.

Cruz hit .377 in 1995 with 16 home runs and 76 RBIs and led the nation with 76 walks. Seattle made him the third overall pick in that year's MLB Draft. In 2022, he returned to Rice again when he was named Owls head coach.

Berkman, who was named the NCBWA Player of the Year in 1997, joined Graham in the College Baseball Hall of Fame in 2015. Anthony Rendon, who won the Dick Howser Award in 2010 in his sophomore season under Graham, became the 25th of his players to join him in the Rice Athletics Hall of Fame when he was inducted in 2022.

The success of the program on the field energized a generation of Rice alumni and local baseball fans, and the interest in the program led to the realization that a program of national prominence required a facility of similar stature in 2000, Reckling Park opened its gates and quickly became the model for a new generation of college baseball showcases.

Graham was inducted into the Texas Baseball Hall of Fame at Fort Worth in 2003. In 2004 he was named one of Houston's 38 Sports Legends to coincide with the city hosting Super Bowl XXXVIII. He was inducted into the Texas Sports Hall of Fame in 2005 and the Conference USA Hall of Fame in 2019.

Despite several strong seasons in the minors, Graham had just two brief stints in the major leagues, which were comprised of only 20 teams at that time. The first came in 1963 when he appeared in 10 games for Gene Mauch's Philadelphia Phillies. A year later, Graham played 20 games for legendary Hall of Famer Casey Stengel with the New York Mets, and he wore Stengel's #37 in tribute to the legendary manager.

THE BULLPEN

1 LHP MADOX KEO (FR)

- Tossed two scoreless innings vs. Houston on 4/15, but missed the next three weeks.
- Returned to action with a scoreless inning vs. Prairie View on 5/7..
- Made his debut vs. #2 Virginia on 2/16 in Ponce, PR. (1,1,2,0,0,0,0) and his starting debut as an opener vs. Arizona (2,4,3,3,0,2)
- Came in with two on and two out and retired UVA's Chris Arroyo on a lineout to third to end the inning.

4 LHP BLAINE BROWN (FR)

- Last mound appearance was on 5/4 vs. Charlotte
- Made his mound debut vs. Michigan on 2/15 in Ponce P.R. (1,1,1,1,0)

11 RHP AUSTIN EPPLEY (JR)

- Earned his first career win in the opener vs. Wichita State, working a scoreless top of the 13th before Treyton Rank's walk-off homer in the bottom of the inning.
- Came on with two on and none out vs. Houston on 4/15 and retired three straight, the first two by strikeout.
- Returned to the mound for the first time since the third game of the season with 16 pitches at Houston on 4/8, gave up a single and struck out one.
- Made his mound debut vs. #2 Virginia on 2/16 in Ponce P.R. (1,2,4,3,2,2,2)

12 RHP JACK BEN-SHOSHAN (SR)

- Has retired 15 of 21 first batters faced, seven by strikeout (four looking).
- Tied for the AAC lead for fewest walks in conference games (4), for second for fewest earned runs allowed, for third for fewest runs allowed (11), fourth with a 2.89 ERA, and tied for seventh with three wins
- 3-2 with two saves and a 2.54 ERA over his last 17 appearances (11 ER in 39.0 IP) since allowing five runs without retiring a batter vs. Mississippi State on 2/28 and has stranded 18 of 29 runners inherited over that span.
- Credited with the win by going five innings in relief at UAB, his second five-inning stint this year.
- Has surpassed his career total for innings (34.2) with 41.0 while striking out a career-high 49.
- 2-1 with an 1.24 ERA in nine home appearances (3 ER in 21.1 IP)
- Struck out a career-high nine while picking up a win in relief at Sam Houston on 4/1 and was named one of Driveline Baseball's pitchers of the week.

13 RHP REED GALLANT (SR)

- Breezed through a career-best seven innings in relief (70) pitches, to earn the win vs. HCU on 3/16 (7,5,1,1,0,7).
- Was his longest outing as an Owl since his debut on 2/22/21, also against the Huskies, in which he threw 5.1 scoreless innings.
- Sparkled with three shutout innings in relief vs. #2 Virginia on 2/16 in Ponce, PR

16 RHP GARRETT STRATTON (JR)

- Credited with the win in the opener vs. UTSA last year, working 1.2 innings as Jacob Devenny's walkoff bunt single.
- 2-1 with a 4.00 ERA in 12 games at home this year.
- Has a win and a save in his last nine appearances... Picked up the win vs. TSU on 3/27.
- Earned his first save of the year and third of his career vs. FAU on 3/22 (3,3,0,0,0,4) to give David Pierce his first win at Rice.
- Worked a career-best 4.0 innings of relief vs. Yale (4,0,0,0,1,6)... Six strikeouts were a career best as was his 57 pitches.
- Drew a walk in bottom of the 8th vs. USC in his first AB since junior year of high school.

26 RHP ETHAN ATCHELY (FR)

- Took the loss for his first career decision in his last appearance (5/11 vs. Wichita).
- Came on with one out and two on in the fourth can got an inning-ending double play, but was tagged with two runs in the fifth for the loss
- Made his debut on 4/16 vs. #2 Virginia in Ponce and retired his only batter.

1ST BATTER 9/3 RI/S 6/4

31 RHP MARCO FUENTES (R SO)

- Earned his first career save by coming in with the bases loaded on 4/27 at UAB and two out and getting a game-ending fly out to right.
- Worked a career-best 5.0 vs. HCU on 3/14 (5,2,0,0,0,8)
- Had a scoreless inning streak of 11.1 over four outings from 3/4-14.
- Eight strikeouts vs. HCU matched the season high at that point for the Owls

32 RHP MARK PERKINS (SR)

- Made his return to action vs. UTRGV on 4/2... Had not appeared since the opener vs. Villanova in Ponce.
- Named the recipient of a Zeff postgraduate fellowship and will spend a year after graduation studying baseball programs in other countries.
- 2-0 in 2024 with a career-best 4.86 ERA in 10 appearances while striking out a career-best 18 in 16.2 innings and holding hitters to a career-low .186 batting average.

33 LHP NOLAN ROYCRAFT (FR)

- Has stranded seven of his last nine inherited runners and nine of 13 overall.
- Struck out a career-best three vs. Incarnate Word.
- Came on with the bases loaded and one out at Lamar on 3/25 and got a strikeout and ground out to end the threat.
- Made his debut in relief vs. Tennessee on 3/1 and retired six straight after giving up a leadoff home run (2,1,1,1,0, 2).
- Made a start vs. Houston on 3/4 (0,2,4,4,0,2).
- All-District 13-6A selection as a junior who missed his senior season with an injury.

34 RHP MICAH DAVIS

- Retired his only hitter vs. Memphis, winning the 12-pitch battle with a called third strike.
- Retired the side in order vs. Houston on eight pitches, with two strikeouts.
- Five appearances are his most since he had 10 in 2022.

40 RHP VON BAKER (GR)

- 0-1 with a 3.14 ERA in 10 games at home.
- Has stranded eight of nine runners inherited.
- Threw three hitless innings vs. TSU on 3/27.
- Earned his first career save as a collegian, in game two at HCU on 3/15.
- Matched his season-best with three strikeouts (in two innings) vs. TAMUCC on 3/10.
- Tossed three innings vs. USC on 2/21 (3,3,1,1,2,2).

54 RHP CALEB WILLIAMS (RFR)

- Threw a shutout inning in his debut vs. Tennessee.
- Did not see any action in 2024.
- Originally committed to Davidson, but switched to Rice after Parker Bangs was named the Owls' pitching coach.

55 RHP JACKSON BLANK (SO)

- Recorded the last two outs in relief of J.D. McCracken with a double play to close out a 9-3 Owl win and clinch the series vs. UTSA last season.
- Six of his last 10 appearances have been in starts (three midweek plus conference starts vs. USF, at Memphis, and vs. Charlotte).
- Matched his season high as a reliever with four strikeouts at Tulane on 4/4 in his most recent relief appearance.
- 2-2 with a 3.68 ERA in seven career road games in the AAC (14,2, 17, 6, 6, 5, 20).

99 RHP MATT ZATOPEK (RFR)

- Worked a scoreless ninth vs. TSU.
- Charged with the loss vs. Arizona on 2/26 (0,1,1,3,3,2,0)
- Gave up one run in two innings vs. USC on 2/21 (2,2,1,1,0,2).
- Gave up an unearned run in his debut vs. #2 Virginia on 2/16 in Ponce, PR

1ST BATTER 14/8 RI/S 17/9

1ST BATTER 7/2 RI/S 10/7

1ST BATTER 11/5 RI/S 13/4

1ST BATTER 5/2 RI/S 4/2

1ST BATTER 15/8 RI/S 9/1

1ST BATTER 5/2 RI/S 8/6

1ST BATTER 12/7 RI/S 11/10

1ST BATTER 11/3 RI/S 9/8

AT THE PLATE

2 INF COLE GREEN (FR)

.227, 4 HR, 16 RBI

Last Week: .273 (3x11) **Last HR:** 5/9 (6 AB) **Current Streak:** 0 **Long Streak:** 3

- Homered in the bottom of the 12th last Friday to tie the game with Wichita State.
- Has homered in last two series and has doubled his season RBI total with eight in his last four games.
- Drove in a career-high four runs vs. Charlotte on 5/3 with a 2-run homer and a 2-run SF and has six RBI in his last three games.
- Was 2x3 with his first career homer vs. Texas A&M at Daikin Park.

3 INF MAX JOHNSON (SR)

.186, 3 HR, 5 RBI

Last Week: .500 (1x2) **Last HR:** 4/27 (53 AB) **Current Streak:** 1 **Long Streak:** 4

- Hitting .316 in seven games after returning from an injury (6x19) and scored four runs.
- Hit his third home run of the season at UAB on 4/27.
- Hit a two-run homer vs. HCU on 3/16 for his first career collegiate home run in 193 at-bats.
- Battled back from an early-season injury to deliver some key hits for the Owls at the end of 2024.

4 OF/DH BLAINE BROWN (FR)

.302, 10 HR, 38 RBI

Last Week: .308 (4x13) **Last HR:** 5/11 (2 AB) **Current Streak:** 2 **Long Streak:** 8

- Became the eighth freshman at Rice to reach double figures in home runs with his solo homer on Sunday vs. Wichita State
- Has homered in six of eight AAC series
- Snapped an 0x12 stretch—his longest of the season without a hit—by going 3x6 with two homers and four RBI on Sunday vs. UAB.
- Opened the year by going 1x4 vs. Villanova (.250), moved over .300 with a 2x3 effort the next day vs. Michigan, and his average has remained over .300 for all but five days (38 games) since he was at .289 after the game vs. Yale on 3/8.
- Has driven in 25 runs in the last 26 games and has 24 RBI in 28 games at home.
- Was 1x13 to open the year vs. LHP before a 3x3 effort off FAU LHP Trey Beard and has hit .333 in his last 24 at-bats vs. LHP
- First left-handed hitter to homer off Beard this year.

6 IN/OF TREYTON RANK (SR)

.284, 4 HR, 20 RBI

Last Week: .182 (2x11) **Last HR:** 5/9 (6 AB) **Current Streak:** 1 **Long Streak:** 11 (2024)

- Hit .364 in three games vs. UTSA last season.
- Hit his first career walk-off homer in the bottom of the 13th last Friday night vs. Wichita State.
- Hitting .362 (21x58) and slugging .690 (five doubles, one triple and four home runs) over his last 17 games (Owls are 10-7 over that stretch).
- Six multi-hit games in his last 13 games.
- Started the last 16 games in right field.
- 319 career hitter in 45 career AAC games (58x182).

7 INF MICHAEL ZITO (FR)

.283, 4 HR, 21 RBI

Last Week: .300 (3x10) **Last HR:** 5/10 (3 AB) **Current Streak:** 0 **Long Streak:** 11

- Has hit 11 of 13 overall (.341, 14x41) and in 20 of last 21 conference games (.349, 22x63) with five doubles, one triple, three home runs, and 15 RBI.
- Has driven in 17 in his last 23 games after having four in his first 27.
- Slammed the Owls' first walk-off HR since 2021 for his first career hit to defeat USC 4-3 on 2/23.

9 OF TREY DUFFIELD (JR)

.260 2 HR, 12 RBI

Last Week: .000 (0x1) **Last HR:** 5/16 (38 AB) **Current Streak:** 1 **Long Streak:** 5

- Hit a three-run homer in the first inning of game two vs. UTSA last year to key a five-run first in a 9-3 win.
- Has six RBI in his last nine games.
- Homered in back-to-back games for the first time in his career (3/15 & 16 vs. HCU)...First Owl to do so since Pierce Gallo and Manny Garza both did it vs. FAU on May 10 & 11, 2024.

10 OF COLIN ROBSON (R-FR)

.243, 1 HR, 7 RBI

Last Week: .250 (3x12) **Last HR:** 5/9 (11 AB) **Current Streak:** 3 **Long Streak:** 3

- Hit in six of his last eight (.268 8x28) with an .876 OPS (two doubles, one home run) and has scored nine runs over that stretch as the Owls have gone 6-2.
- Hitting .282 in his last 22 starts (22x78) and reached base in 22 of his last 26 starts.
- Collected a career-best three hits (two doubles) and scored a career-high three runs at UAB on 4/27.
- Raised his average from .194 to .253 in 14 games in April (14x47).
- Collected his first multi-hit game vs. TSU on 3/26, going 2x2 & scored twice.

14 UT PAUL SMITH (JR)

.394, 1 HR, 7 RBI

Last Week: .200 (2x10) **Last HR:** 5/2 (22 AB) **Current Streak:** 2 **Long Streak:** 5

- Owls are 6-2 in his starts. (four at first four in left, his first career action at either position).
- Hit in nine of 11 games this year, singling in a pair of pinch hit appearances and then going 11x31 (.354 in nine games (eight starts) since 4/26.
- First career homer was a three-run shot vs. UTSA at Reckling on 3/25/23.
- Homered in the bottom of the 8th to provide an insurance run in the Owls' 2-0 win over Charlotte on 5/2.
- Was 4x4 with three doubles and two RBI on 4/27, first Owl with three doubles in a conference game since Tristan Gray in 2017 vs. Southern Miss.

17 INF GRAIDEN WEST (SR)

.327, 1 HR, 5 RBI

Last Week: .333 (1x3) **Last HR:** 3/8 (45 AB) **Current Streak:** 1 **Long Streak:** 6

- Leads the Owls with four pinch hits (4x6).
- Picked up right where he left off when he returned from his injury, doubling in a run as a pinch hitter vs. USF in his first AB.
- Drove in his first career run with a single at UAB on 3/27/23.
- Saw his career-best six-game hitting streak end at Lamar on 3/25 when he left the game after a collision at first in the second inning and has not played since the injury.
- Slammed his first career homer vs. Yale on 3/8 as part of his first career multi-hit game.
- Joined his younger brother Landon in homering this year, first set of brothers who hit home runs in a season for the Owls since Antonio and Trei Cruz in 2019.
- Did not see any action in 2024 after playing in eight games (six starts) in 2023.
- Played in 13 career games (nine starts) coming into 2025 and has played in six (two starts) this year.

19 C ARIC ANDERSON (JR)

.263, 2 HR, 8 RBI

Last Week: .333 (2x6) **Last HR:** 4/8 (21 AB) **Current Streak:** 2 **Long Streak:** 5

- Has four, two-hit games in his last 12 appearances (.297, 11x37) with both his home runs and seven of his eight RBI.
- Had back-to-back multi-hit games in the doubleheader at Tulane.
- Rode a strong finish to hit .263 in nine games (5 starts) in his first season with the Owl.

21 INF/OF TOBIAS MOTLEY (SD)

.250 3 HR, 12 RBI

Last Week: .000 (0x3) **Last HR:** 3/30 (25 AB) **Current Streak:** 0 **Long Streak:** 5

- Three homers this season match his career high.
- Hit .364 and slugged .909 vs. UTSA last season (4x11) with a double, triple and homer and scored five runs in the '24 series.
- Scored four runs vs. TSU, the most by an Owl since 2023.
- Drilled the Owls' first pinch hit homer since 2022 vs. USC on 3/23.

23 INF JAVIER VAZQUEZ (R-FR)

.000, 0 HR, 0 RBI

Last Week: .000 (0x2) **Last HR:** none **Current Streak:** 0 **Long Streak:** 0

- Made his first career start, opening the game at first base vs. Texas A&M.
- Product of IMG Academy for coach Robert Herold.
- Father (Javier) won 165 games while pitching in the major leagues from 1998-2011 for six teams, striking out more than 200 five times and was a 2004 AL All-Star.

AT THE PLATE

24 OF JACOB DEVENNY (JR)

.256, 2 HR, 12 RBI

Last Week: .000 (0x0) **Last HR:** 3/30 (46 AB) **Current Streak:** 0 **Long Streak:** 8 (2024)

- Missed the UAB series and was injured in first inning of the series with Wichita State
- Has driven in nine in his last 17 games after only three in his first 17.
- Hit .333 vs. UTSA last year (5x15) and drove in the game-winner with a walkoff bunt in the bottom of the 10th in the series opener.
- Hit the Owls' second pinch-hit homer of the year, to cut ECU's lead to 5-3 on 3/20.
- Hit .293 in 27 games (24 starts) vs. AAC competition last year.
- 3x9 this season as a pinch hitter and 7x15 in his career.

27 INF BARRET ELDRIDGE (JR)

.200, 1 HR, 6 RBI

Last Week: .000 (0x0) **Last HR:** 2/26 (27 AB) **Current Streak:** 0 **Long Streak:** 1

- Slammed a three-run homer vs. Arizona on 2/26 to drive in his first runs as an Owl.
- NJCAA All-American selection last year at Georgia Highlands after a breakout season that saw him lead the Chargers to the semifinals of the NJCAA World Series before falling to eventual champion Blinn.
- Slashed .416/.515/.841, tying for second nationally with 25 homers and ranking sixth with 85 RBI and 13th with 78 runs.
- Georgia Collegiate Athletic Association Player of the Year after winning the triple crown (.416/.25/.85).

28 C LONDON WEST (SO)

.260, 3 HR, 26 RBI

Last Week: .286 (4x14) **Last HR:** (5/5, 20 AB) **Current Streak:** 2 **Long Streak:** 5

- Closed the Wichita State series with back-to-back, two-hit games and drove in three.
- Slammed a two-run homer in the 8th inning vs. Charlotte to break a 5-5 tie as the Owls won the series 7-6.
- Drove in six in the series at Memphis, including a career-high four in the opener.
- Broke through with his first hit, home run and multi hit game, leading the Owls to a 6-1 win over Sam Houston.

44 C LORENZO RIOS (JR)

.167, 0 HR, 0 RBI

Last Week: .000 (0x1) **Last HR:** 5/14/24 (27 AB) **Current Streak:** 2 **Long Streak:** 3 (2024)

- Hitting .333 in his last six games (.300, 3x10) after opening the year 2x20.
- Transferred from Northwestern after hitting .262 in 24 games (18 starts) and slashing .262/.366/.475.
- Hit .250 in five games vs. AAC teams in 2024 with the Wildcats, including three vs. UTSA (2x8 with a pair of doubles).
- Eight of his 16 hits were for extra bases (eight doubles, one triple, one home run).

48 INF HIRAM BOCACHICA JR. (FR)

.269 4 HR, 25 RBI

Last Week: .000 (0x5) **Last HR:** 5/7 (5 AB) **Current Streak:** 0 **Long Streak:** 8

- Held without a hit vs. WSU, but reached base six times (five walks, 1 HBP).
- Leads the team with 13 steals (8th in the AAC), 35 runs and four three-hit games.
- Third in the AAC in assists (127).
- Has 17 RBI in the last 21 games.
- 13 steals are the most by an Owl since Will Karp had 13 in 2021 and the most by an Owl freshman since 1996.
- Drove in all three runs in the win over FAU to give David Pierce his first win at Rice and matched that with three at Houston on 4/8.
- Homered in his second career at bat at Daikin Park, where his father was 0x2 in his MLB career.
- Son of former major leaguer Hiram Bocachica who joined the Owls from Puerto Rico Baseball Academy where he played for coach Edwards Guzman.
- Ranked as the 16th best player in Puerto Rico by Perfect Game.
- Father was taken by the Expos in the first round of the June, 1994 draft (21st overall) and played 272 games over eight seasons in the majors with the Dodgers, Blue Jays, Tigers, A's and Padres.

CAREER MULTI-HIT GAMES

Name	2	3	4	5+	TOTAL	HIGH
Anderson	5	1			6	5/14/24
Bocachica	8	3			11	4/18
Brown	8	7			15	5/11
Carlson						
Devenny	10	2			12	4/26/24
Duffield	5	2			7	4/21/24
Eldridge	4				4	3/8
Eppeley						
Green	4				4	5/9
Johnson	7	1			8	5/17/23
Motley	8	3	1		12	2/26
Rank	33	11	2		46	4/20/24
Rios					3	
Robson	2	1			3	4/27
P. Smith	4	1	1		7	4/27
L. Smith	1					
Vazquez						
G. West	2	2			5	3/30
L. West	8	2			10	2/19
Zito	9	3			12	3/8

CAREER MULTI-RBI GAMES

Name	2	3	4	5+	TOTAL	HIGH
Anderson	2				2	4/12
Bocachica	4	4			8	5/7
Brown	4	2	1	1 (6)	8	4/12
Carlson						
Devenny	4	1			5	3/30
Duffield	3	2	2		7	4/21/24
Eldridge	1	1			2	2/26
Eppeley						
Green	4		1		5	5/3
Johnson	5	2			7	5/17/23
Motley	4				3	3/15 GM1
Rank	11	3	5		19	4/20/24
Rios		1	1		2	
Robson						
P. Smith	3				3	5/7
L. Smith	1					2/14
Vazquez						
G. West						
L. West	5	1	1		7	4/17
Zito	4	21			6	5/10

HOME RUN TRACKER

DATE	OPPONENT	PLAYER	PITCHER	ON BASE	DISTANCE	INNING	OUTS	COUNT
Feb. 19	Sam Houston	Landon West (1)	Kendrick	0	392	Bottom 3	1	0-0
Feb 21	USC	Gunnnett Carlson (1)	Hedges	0	420	Bottom 10	1	3-2
Feb 23	USC	*Tobias Motley (1)	Gavel	0	384	Bottom 7	0	2-2
	USC	^Michael Zito (1)	Purcel	0	392	Bottom 9 (walk off)	0	1-0
Feb 26	#Arizona	Barrett Eldridge (1)	Elarton	2	359	Bottom 3	2	0-1
Feb 28	#Mississippi State	Hiram Bocachica Jr. (1)	Kohn	1	356	Top 5	2	1-2
March 2	#Texas A&M	Cole Green (1)	Patton	0	394	Bottom 2	1	1-2
March 4	Lamar	Tobias Motley (2)	Lopez	1	379	Bottom 2	2	1-0
March 8	Yale	Graiden West (1)	Spadaccin	0	355	Bottom 7	2	0-0
March 9	Yale	Brown (1)	Ohman	1	402	Bottom 1	2	1-1
March 15#2	@HCU	Duffield (1)	Feltman	1	NA	Top 2	0	1-1
March 16	HCU	Duffield (2)	Smith	0	370	Bottom 4	0	0-0
	HCU	Devenny	Mentzel	0	362	Bottom 8	1	2-0
	HCU	Johnson (1)	Mentzel	1	334	Bottom 8	2	2-1
March 21	@FAU	Brown (2)	Beard	0	NA	Top 1	2	2-0
March 28	ECU	Brown (3)	Norby	1	379	Bottom 5	2	0-0
March 30	ECU	*Devenny (2)	Jenkins	2	363	Bottom 4	2	3-1
	ECU	Motley (3)	Pruett	0	345	Bottom 8	2	1-1
April 1	@Sam Houston	Johnson (2)	Schlede	0	384	Top 6	0	1-1
	@Sam Houston	Brown (4)	Schlede	1	410	Top 6	0	0-0
April 5 #1	@Tulane	Anderson (1)	Cehajic	2	409	Top 2	2	0-0
April 5 #2	@Tulane	Zito (2)	Wilcenski	1	416	Top 6	1	0-1
April 8	@Houston	Anderson (2)	Luzardo	0	369	Top 6	0	2-1
	@Houston	Green (2)	Perez	0	355	Top 8	2	1-1
	@Houston	Brown (5)	Stich	0	338	Top 9	0	0-1
	@Houston	Bocachica (2)	Stich	2	358	Top 9	2	2-0
April 11	USF	West (2)	Braun	0	401	Bottom 2	0	1-0
	USF	Rank (1)	Braun	0	366	Bottom 7	1	3-2
April 12	USF	Bocachica (3)	DeCardenas	1	356	Bottom 4	2	3-2
	USF	^Brown (6)	Brown	3	394	Bottom 7	2	0-0
April 15	Houston	Rank (2)	Perez	0	360	Bottom 5	1	1-0
April 17	@Memphis	Brown (7)	Oswalt	0	364	Top 7	1	1-2
April 27	@UAB	Johnson (3)	Warrick	0	382	Top 2	1	3-2
	@UAB	Brown (8)	Cheatham	1	333	Top 2	1	1-2
	@UAB	Brown (9)	Cheatham	0	429	Top 4	0	1-0
May 2	Charlotte	P Smith (1)	Gillespie	0	390	Bottom 8	0	0-1
May 3	Charlotte	Green (3)	Kribbs	1	369	Bottom 2	2	0-1
	Charlotte	West (3)	J Taylor	1	390	Bottom 8	1	1-2
May 4	Charlotte	Zito (3)	Szturma	0	377	Bottom 1	2	3-2
May 7	Prairie View A&M	Rank (3)	Maxie	1	401	Bottom 1	2	0-0
	Prairie View A&M	Bocachica (4)	Hayes	2	394	Bottom 2	2	1-1
May 9	Wichita State	%Robson (1)	Adler	0	363	Bottom 1	0	0-0
	Wichita State	Green (4)	Arnold	0	395	Bottom 12	1	0-1
	Wichita State	^Rank (4)	Arnett	0	371	Bottom 13	0	1-2
May 10	Wichita State	Zito (4)	Hamilton	2	396	Bottom 4	2	2-2
May 11	Wichita State	Brown (10)	Vercoe	1	355	Bottom 4	2	2-2

^Walkoff

*Pinch hit

%Leadoff

#Daikin Park

2025 RESULTS

DATE	GAME	OPPONENT	TV	TIME	LOCATION	W-L	SCORE	OVERALL	AAC	WIN	LOSS	SAVE	ATT.	TIME
2/14	1	vs. Villanova ^	ESPN+	6:00 PM	Ponce, PR	L	6-10	0-1		Sachais (1-0)	Stratton (0-1)	Francis (1)	600	3:51
2/15	2	vs. Michigan ^	ESPN+	12:00 PM	Ponce, PR	L	2-5	0-2		Kastner (0-1)	Vincent (0-1)		644	3:04
2/16	3	vs. #2 Virginia ^	ESPN+	3:00 PM	Ponce, PR	L	0-7	0-3		Valincius (1-0)	McCracken (0-1)		600	2:51
2/19	4	SAM HOUSTON	ESPN+	2:30 PM	Houston	w	6-1	1-3		Alch (1-0)	Kendrick (0-1)		1,379	2:19
2/21	5	USC	ESPN+	6:30 PM	Houston	L	4-7 (11)	1-4		Rizzo(3-0)	Gallant (0-1)	Osborne(1)	1,801	4:02
2/22	6	USC	ESPN+	2:00 PM	Houston	ppd								
2/23	7	USC	ESPN+	1:00 PM	Houston	w	4-3	2-4		Stratton (1-1)	Purcel (0-1)		1,585	3:04
2/26	8	#21 ARIZONA	ESPN+	6:30 PM	Houston	L	8-11	2-5		Hicks (2-0)	Zatopek (0-1)		1,600	3:21
2/28	9	vs. #18 Mississippi State %	Astros.com	11:05 AM	Houston, Texas	L	2-14 (7)	2-6		Kohn (2-0)	Hickson (0-1)			2:44
3/1	10	vs. #4 Tennessee %	Astros.com	11:05 AM	Houston, Texas	L	3-13	2-7		Sharp (1-0)	Brown (0-1)			3:17
3/2	11	vs. #1 Texas A&M %	Astros.com	7:05 PM	Houston, Texas	L	4-14 (7)	2-8		Patton (2-0)	Fernandez (0-1)			2:36
3/4	12	LAMAR		6:30 PM	Houston	L	7-11	2-9		Stallings (2-0)	Stratton (1-1)		1,541	2:56
3/5	13	HOUSTON	ESPN+	6:30 PM	Houston	L	1-18	2-10		Hoffman (1-0)	Roycraft (0-1)		1,809	2:53
3/7	14	YALE	ESPN+	6:30 PM	Houston	L	4-8	2-11		Evans (1-0)	Hickson (0-2)		1,879	3:25
3/8	15	YALE	ESPN+	2:00 PM	Houston	L	8-11	2-12		Spadaccini (1-0)	Blank (0-1)		1,921	3:10
3/9	16	YALE	ESPN+	1:00 PM	Houston	L	4-7	2-13		Ohman (1-0)	Fernandez (0-2)		1,827	3:04
3/10	17	TEXAS A&M - CORPUS CHRISTI	ESPN+	6:30 PM	Houston	L	9-4	2-14		Burdick (1-1)	Brown (0-2)		1,508	3:12
3/14	18	HOUSTON CHRISTIAN	ESPN+	6:30 PM	Houston	L	3-4 (11)	2-15		Norton (1-1)	Ben-Shoshan (0-1)		1,689	3:35
3/15	19	Houston Christian (DH-1)		2:00 PM	Houston, Texas	L	2-6	2-16		Carvalho (5-0)	McCracken (0-2)		417	2:02
	20	Houston Christian (DH-2)		(50 mins)	Houston, Texas	W	7-4	3-16		Alch (2-0)	Feltman (1-2)			2:09
3/16	21	HOUSTON CHRISTIAN	ESPN+	1:00 PM	Houston	W	6-2	4-16		Gallant (1-1)	Smith (1-2)		1,727	2:17
3/18	22	INCARNATE WORD	ESPN+	6:30 PM	Houston	L	2-4	4-17		Robles (1-0)	Blank (0-2)		1,474	2:57
3/21	23	at Florida Atlantic *	ESPN+	5:30 PM	Boca Raton, Fla.	L	3-9	4-18	0-1	Beard (4-0)	Hickson (0-3)		642	3:02
3/22	24	at Florida Atlantic *	ESPN+	3:00 PM	Boca Raton, Fla.	W	3-1	5-18	1-1	McCracken (1-1)	Murphy (2-1)		558	2:49
3/23	25	at Florida Atlantic *	ESPN+	11:00 AM	Boca Raton, Fla.	L	4-6	5-19	1-2	Bollinger (2-1)	Gallant (1-2)		622	3:03
3/25	26	at Lamar		6:00 PM	Beaumont, Texas	L	1-2	5-20		Mosley (1-3)	Blank (0-3)		787	2:55
3/26	27	TEXAS SOUTHERN	ESPN+	6:30 PM	Houston	W	12-3	6-20		Stratton (2-2)	Hayes (0-4)		1,728	3:13
3/28	28	EAST CAROLINA *	ESPN+	6:30 PM	Houston	L	2-4	6-21	1-3	Norby (4-2)	Hickson (0-4)		1,580	2:22
3/29	29	EAST CAROLINA *	ESPN+	4:00 PM	Houston	L	3-5 (11)	6-22	1-4	Hunter (2-2)	Blank (0-4)		2,181	4:05
3/30	30	EAST CAROLINA *	ESPN+	1:00 PM	Houston	L	5-8	6-23	1-5	Pruett (2-2)	Alch (2-1)		1,750	3:12
4/1	31	at Sam Houston		6:30 PM	Huntsville, Texas	W	9-1	7-23		Ben-Shoshan (1-0)	Mondey (0-1)		775	3:25
4/2	32	UTRGV	ESPN+	6:30 PM	Houston	L	5-20	7-24		Baker (0-1)	Cienfuegos (1-0)		1,551	3:09
4/4	33	at Tulane * (DH 1)	ESPN+	6:30 PM	New Orleans, La.	L	5-7	7-25	1-6	Montiel (3-0)	Hickson (0-5)		1,711	1:53
4/5	34	at Tulane * (DH 2)	ESPN+	4:30 PM	New Orleans, La.	L	3-10	7-26	1-7	Cehajic (4-1)	Alch (2-2)		1,415	3:05
	35	at Tulane *	ESPN+	(45 mins)	New Orleans, La.	L	5-6	7-27	1-8	Lombardi (2-0)	Ben-Shoshan (1-1)		1,604	3:05
4/8	36	at Houston	ESPN+	6:30 PM	Houston, Texas	L	7-10	7-28		Luzardo (1-0)	Blank (0-5)		1,079	3:02
4/11	37	SOUTH FLORIDA *	ESPN+	6:30 PM	Houston	L	3-14	7-29	1-9	Braun (5-2)	McCracken (1-3)		3,286	2:50
4/12	38	SOUTH FLORIDA *	ESPN+	2:00 PM	Houston	W	15-3	8-29	2-9	Alch (3-2)	Newton (0-1)		1,969	2:32
4/13	39	SOUTH FLORIDA *	ESPN+	1:00 PM	Houston	W	5-3	9-29	3-9	Ben-Shoshan (1-2)	Goldenbaum (0-1)		2,110	2:56
4/15	40	HOUSTON	ESPN+	6:30 PM	Houston	L	3-15	9-30		Dollar (2-1)	Fuentes (1-1)		2,027	3:57
4/17	41	at Memphis *	ESPN+	6:00 PM	Memphis, Tenn.	W	10-5	10-30	4-9	Hickson (1-5)	Garner (2-5)		661	3:07
4/18	42	at Memphis *	ESPN+	2:00 PM	Memphis, Tenn.	W	9-5	11-30	5-9	McCracken (2-3)	Case (1-5)		716	3:04
4/19	43	at Memphis *	ESPN+	1:00 PM	Memphis, Tenn.	L	2-13	11-31	5-10	Howell (1-1)	Blank (0-6)		682	2:57
4/25	44	at UAB *	ESPN+	5:00 PM	Birmingham, Ala.	L	0-3	11-32	5-11	Daniel(5-4)	Hickson (1-6)		286	2:25
4/26	45	at UAB *	ESPN+	2:00 PM	Birmingham, Ala.	L	6-8	11-33	5-12	Shelton(3-4)	McCracken (2-4)		376	3:14
4/27	46	at UAB *	ESPN+	1:00 PM	Birmingham, Ala.	W	12-10	12-33	6-12	Ben-Shshan (2-2)	Warrick (3-3)		303	3:43
5/2	47	CHARLOTTE *	ESPN+	6:30 PM	Houston	W	2-0	13-33	7-12	HICKSON (2-6)	Gillespie (6-4)		1,816	2:04
5/3	48	CHARLOTTE *	ESPN+	2:00 PM	Houston	W	7-6	14-33	8-12	Ben-Shoshan (3-2)	J. Taylor (2-6)		2,014	3:08
5/4	49	CHARLOTTE *	ESPN+	Noon	Houston	L	2-12	14-34	8-13	Blank (0-7)	Carlson (2-0)		2,090	2:58
5/7	50	PRAIRIE VIEW A&M	ESPN+	6:30 PM	Houston	W	12-1	15-34		McCracken (3-4)	Maxie (0-1)		1,808	2:05
5/9	51	WICHITA STATE *	ESPN+	6:30 PM	Houston	W	4-3	16-34	9-13	Eppley (1-0)	Armet (0-3)		2,463	3:59
5/10	52	WICHITA STATE *	ESPN+	2:00 PM	Houston	W	9-3	17-34	10-13	McCracken (4-4)	Hamilton (2-7)		1,887	2:43
5/11	53	WICHITA STATE *	ESPN+	1:00 PM	Houston	L	7-18	17-35	10-14	Atchley (0-1)	Vercoe (1-1)		1,952	3:37
5/15	54	at UTSA *	ESPN+	6:30 PM	San Antonio, Texas									
5/16	55	at UTSA *	ESPN+	4:00 PM	San Antonio, Texas									
5/17	56	at UTSA *	ESPN+	1:00 PM	San Antonio, Texas									

5/20 - 5/25 - American Athletic Conference Championship (BayCare Ballpark, Clearwater, Fla.) (^)

5/30 - 6/2 - NCAA Regionals (Location TBD)

6/6 - 6/9 - NCAA Super Regionals (Location TBD)

6/13 - 6/23 - NCAA College World Series (Charles Schwab Field, Omaha, Neb.)

(^) - Puerto Rico Challenge (Francisco Montaner Stadium, Ponce, PR)

(%) - Astros Foundation College Classic (Daikin Park, Houston, TX)

SEASON STATS

2025 Rice Baseball Overall Statistics for Rice (as of May 11, 2025) (All games Sorted by Batting avg)

Record: 17-35 Home: 11-18 Away: 6-11 Neutral: 0-6 AAC: 10-14

Player	avg	gp-gs	ab	r	h	2b	3b	hr	rbi	tb	slg%	bb	hp	so	gdp	ob%	sf	sh	sb-att	po	a	e	fld%
4 Blaine Brown	.302	50-50	192	33	58	12	0	10	38	100	.521	20	3	39	2	.373	2	0	4-7	16	1	1	.944
6 Treyton Rank	.284	48-45	162	24	46	7	1	4	20	67	.414	7	3	52	2	.318	4	1	2-4	136	35	6	.966
7 Michael Zito	.283	50-47	166	28	47	7	1	4	21	68	.410	21	4	31	5	.369	4	4	11-13	72	111	15	.924
48 Hiram Bocachica Jr.	.269	49-48	160	35	43	5	0	4	25	60	.375	28	6	31	2	.393	2	1	13-14	95	127	15	.937
28 Landon West	.260	50-45	154	20	40	8	1	3	26	59	.383	27	7	34	2	.387	3	1	0-0	330	39	6	.984
21 Tobias Motley	.250	40-29	120	19	30	1	1	3	12	42	.350	6	3	39	2	.302	0	0	5-5	36	2	1	.974
10 Colin Robson	.243	39-30	107	21	26	3	0	1	7	32	.299	15	2	30	0	.347	0	5	7-8	67	2	1	.986
14 Paul Smith	.394	11-8	33	7	13	4	0	1	7	20	.606	6	0	4	0	.487	0	0	0-0	58	1	2	.967
17 Graiden West	.327	25-13	55	10	18	3	0	1	5	24	.436	5	2	16	1	.403	0	2	1-3	52	12	0	1.000
19 Aric Anderson	.264	23-15	53	7	14	3	0	2	8	23	.434	0	1	14	1	.278	0	1	0-0	116	10	0	1.000
9 Trey Duffield	.260	32-22	77	7	20	8	1	2	12	36	.468	9	1	36	1	.341	1	4	2-3	42	3	0	1.000
24 Jacob Devenny	.256	35-23	82	10	21	4	0	2	12	31	.378	0	3	12	2	.279	1	2	0-1	27	0	0	1.000
2 Cole Green	.227	33-22	75	13	17	3	0	4	16	32	.427	3	1	23	2	.263	1	0	6-6	28	23	5	.911
27 Barrett Eldridge	.200	20-12	55	4	11	3	0	1	6	17	.309	1	2	29	1	.241	0	1	0-0	30	4	0	1.000
3 Max Johnson	.186	31-25	86	13	16	3	0	3	5	28	.326	8	1	32	1	.263	0	4	1-2	18	37	3	.948
44 Lorenzo Rios	.167	17-9	30	0	5	1	0	0	0	6	.200	2	1	12	1	.242	0	0	0-0	68	8	2	.974
15 Luke Smith	.150	5-5	20	3	3	1	0	0	2	4	.200	1	0	6	0	.190	0	1	0-0	4	15	0	1.000
20 Gunnet Carlson	.130	14-12	46	4	6	1	0	1	4	10	.217	6	1	17	0	.245	0	0	1-1	103	5	1	.991
11 Austin Eppley	.125	11-6	24	5	3	1	0	0	1	4	.167	8	0	8	0	.344	0	0	0-0	13	0	0	1.000
23 Javier Vazquez	.000	8-2	12	0	0	0	0	0	0	0	.000	1	1	3	0	.143	0	0	0-0	6	1	0	1.000
16 Garrett Stratton	.000	1-0	0	0	0	0	0	0	0	0	.000	1	0	0	0	1.000	0	0	0-0	0	8	1	.889
Totals	.256	52	1709	263	437	78	5	46	227	663	.388	175	42	468	25	.336	18	27	53-67	1333	498	72	.962
Opponents	.292	52	1760	382	514	100	7	53	341	787	.447	246	79	405	34	.399	18	37	54-74	1340	460	55	.970

LOB - Team (369), Opp (425). DPs turned - Team (41), Opp (28). CI - Team (0), Opp (1).

(All games Sorted by Earned run avg)

Player	era	w-l	app	gs	cg	sho	sv	ip	h	r	er	bb	so	2b	3b	hr	b/avg	wp	hp	bk	sfa	sha
38 Davion Hickson	3.70	2-6	12	10	1	1/0	1	65.2	51	34	27	35	83	11	1	4	.213	1	14	1	1	6
47 Tucker Alch	5.20	3-2	15	9	0	0/0	0	53.2	68	41	31	13	20	11	0	1	.305	1	7	0	0	2
29 J.D. McCracken	6.13	4-4	14	12	1	0/0	0	61.2	67	45	42	29	32	12	0	8	.277	3	9	0	5	4
12 Jack Ben-Shoshan	3.51	3-2	21	0	0	0/0	2	41.0	35	19	16	18	49	5	1	7	.233	5	2	0	1	7
31 Marco Fuentes	3.79	1-1	14	1	0	0/0	1	19.0	18	10	8	11	20	4	1	2	.254	5	3	1	0	2
53 Robert Fernandez	5.40	0-2	4	4	0	0/0	0	16.2	16	11	10	5	12	1	0	4	.250	0	2	0	0	2
16 Garrett Stratton	5.54	2-2	18	1	0	0/0	1	39.0	43	26	24	21	35	10	0	2	.291	2	2	0	2	7
11 Austin Eppley	6.00	1-0	8	0	0	0/0	0	6.0	7	5	4	7	6	3	0	1	.318	0	2	0	1	1
55 Jackson Blank	7.03	0-7	19	6	0	0/0	0	39.2	54	32	31	17	43	12	1	5	.325	7	1	0	1	0
13 Reed Gallant	8.03	1-2	14	1	0	0/0	0	24.2	36	26	22	11	24	9	1	1	.350	3	8	0	0	2
36 Tom Vincent	9.00	0-1	4	1	0	0/0	0	3.0	4	4	3	1	2	1	0	1	.364	1	0	0	1	1
40 Von Baker	9.97	0-1	16	1	0	0/0	1	21.2	26	29	24	22	22	4	0	3	.317	4	9	0	1	2
26 Ethan Atchley	10.12	0-1	8	0	0	0/0	0	5.1	7	7	6	6	2	1	0	0	.350	1	3	0	1	0
33 Nolan Roycraft	10.29	0-1	12	1	0	0/0	0	14.0	22	18	16	8	16	2	0	4	.355	3	2	0	0	1
32 Mark Perkins	10.80	0-0	7	0	0	0/0	0	6.2	14	13	8	3	8	1	0	1	.412	2	4	0	1	0
54 Caleb Williams	12.27	0-0	5	0	0	0/0	0	3.2	6	6	5	1	5	2	0	2	.333	0	3	0	0	0
99 Matt Zatopek	16.62	0-1	11	0	0	0/0	0	8.2	15	17	16	9	8	5	1	3	.405	3	2	1	2	0
1 Maddox Keo	18.00	0-0	9	1	0	0/0	0	7.0	13	14	14	8	7	2	1	3	.406	3	3	0	0	0
4 Blaine Brown	20.77	0-2	7	4	0	0/0	0	4.1	9	13	10	12	6	3	0	0	.391	1	2	0	1	0
34 Micah Davis	34.71	0-0	6	0	0	0/0	0	2.1	2	9	9	8	4	1	0	0	.200	3	0	0	0	0
39 Matthew Rheume	40.50	0-0	1	0	0	0/0	0	0.2	1	3	3	1	1	0	0	1	.333	0	1	0	0	0
Totals	6.66	17-35	52	52	2	1/0	6	444.1	514	382	329	246	405	100	7	53	.292	48	79	3	18	37
Opponents	4.51	35-17	52	52	2	2/1	12	446.2	437	263	224	175	468	78	5	46	.256	48	42	7	18	27

PB - Team (11), West, L 8, Anderson 3, Opp (10). Pickoffs - Team (4), Gallant 2, Zatopek 1, Roycraft 1, Opp (6).

SEASON STATS

2025 Rice Baseball Overall Statistics for Rice (as of May 14, 2025) (All games Sorted by Fielding pct)

Player	c	po	a	e	fld%	dp	sba	csb	sba%	pb	ci
19 Aric Anderson	126	116	10	0	1.000	0	15	6	.714	3	0
17 Graiden West	64	52	12	0	1.000	5	0	0	.000	0	0
9 Trey Duffield	45	42	3	0	1.000	0	0	0	.000	0	0
27 Barrett Eldridge	34	30	4	0	1.000	0	0	0	.000	0	0
24 Jacob Devenny	27	27	0	0	1.000	0	0	0	.000	0	0
15 Luke Smith	19	4	15	0	1.000	1	0	0	.000	0	0
47 Tucker Alch	14	4	10	0	1.000	1	0	3	.000	0	0
11 Austin Eppley	13	13	0	0	1.000	0	1	0	1.000	0	0
31 Marco Fuentes	7	2	5	0	1.000	0	2	0	1.000	0	0
23 Javier Vazquez	7	6	1	0	1.000	0	0	0	.000	0	0
13 Reed Gallant	6	1	5	0	1.000	0	4	2	.667	0	0
40 Von Baker	3	0	3	0	1.000	0	12	1	.923	0	0
53 Robert Fernandez	3	2	1	0	1.000	0	2	1	.667	0	0
36 Tom Vincent	1	0	1	0	1.000	0	1	0	1.000	0	0
54 Caleb Williams	1	0	1	0	1.000	0	0	0	.000	0	0
20 Gunnet Carlson	109	103	5	1	.991	3	0	0	.000	0	0
10 Colin Robson	70	67	2	1	.986	0	0	0	.000	0	0
28 Landon West	375	330	39	6	.984	13	33	8	.805	8	0
44 Lorenzo Rios	78	68	8	2	.974	3	6	4	.600	0	0
21 Tobias Motley	39	36	2	1	.974	1	0	0	.000	0	0
14 Paul Smith	61	58	1	2	.967	7	0	0	.000	0	0
6 Treyton Rank	177	136	35	6	.966	12	0	0	.000	0	0
3 Max Johnson	58	18	37	3	.948	2	0	0	.000	0	0
4 Blaine Brown	18	16	1	1	.944	0	4	1	.800	0	0
48 Hiram Bocachica Jr.	237	95	127	15	.937	29	0	0	.000	0	0
7 Michael Zito	198	72	111	15	.924	27	0	0	.000	0	0
2 Cole Green	56	28	23	5	.911	2	0	0	.000	0	0
16 Garrett Stratton	9	0	8	1	.889	0	2	2	.500	0	0
29 J.D. McCracken	8	0	7	1	.875	0	5	2	.714	0	0
38 Davion Hickson	15	4	8	3	.800	1	9	1	.900	0	0
12 Jack Ben-Shoshan	10	1	7	2	.800	1	0	2	.000	0	0
55 Jackson Blank	5	2	2	1	.800	0	6	3	.667	0	0
1 Maddox Keo	2	0	1	1	.500	0	0	0	.000	0	0
99 Matt Zatopek	2	0	1	1	.500	0	1	0	1.000	0	0
33 Nolan Roycraft	5	0	2	3	.400	0	2	2	.500	0	0
32 Mark Perkins	1	0	0	1	.000	0	2	0	1.000	0	0
26 Ethan Atchley	0	0	0	0	.000	0	1	0	1.000	0	0
39 Matthew Rheaume	0	0	0	0	.000	0	0	0	.000	0	0
34 Micah Davis	0	0	0	0	.000	0	0	0	.000	0	0
Totals	1903	1333	498	72	.962	41	54	20	.730	11	0
Opponents	1855	1340	460	55	.970	28	53	14	.791	10	1

Hitting minimums - 1 Games 75% of Games 1 AB 2 TPA

Pitching minimums - 1 Games 1 IP 1 BF 1.0 IP/Game

AAC STATS

2025 Rice Baseball Conference statistics for Rice (as of May 12, 2025) (AAC games only Sorted by Batting avg)

Record: 10-14 Home: 6-6 Away: 4-8 AAC: 10-14

Player	avg	gp-gs	ab	r	h	2b	3b	hr	rbi	tb	slg%	bb	hp	so	gdp	ob%	sf	sh	sb-att	po	a	e	fld%
6 Treyton Rank	.333	23-22	78	15	26	6	1	2	8	40	.513	5	3	29	2	.386	2	1	1-1	75	3	1	.987
7 Michael Zito	.310	24-24	87	13	27	6	1	3	15	44	.506	9	1	17	4	.374	2	2	3-4	38	60	9	.916
4 Blaine Brown	.276	24-24	98	20	27	3	0	7	22	51	.520	9	1	18	1	.336	2	0	2-4	1	0	0	1.000
48 Hiram Bocachica Jr.	.247	24-24	85	17	21	3	0	1	14	27	.318	14	3	17	1	.365	2	1	4-5	51	67	5	.959
28 Landon West	.247	24-22	77	11	19	2	0	2	14	27	.351	13	4	19	0	.375	2	0	0-0	162	18	2	.989
10 Colin Robson	.240	22-20	75	15	18	3	0	1	5	24	.320	8	1	19	0	.321	0	3	5-6	48	0	1	.980

14 Paul Smith	.333	8-7	27	5	9	3	0	1	5	15	.556	6	0	3	0	.455	0	0	0-0	56	1	1	.983
17 Graiden West	.308	12-5	26	6	8	2	0	0	3	10	.385	2	1	7	0	.379	0	2	0-1	22	3	0	1.000
19 Aric Anderson	.297	13-11	37	4	11	2	0	1	7	16	.432	0	0	10	1	.297	0	1	0-0	71	8	0	1.000
24 Jacob Devenny	.217	16-13	46	6	10	2	0	1	8	15	.326	0	2	7	2	.250	0	2	0-0	18	0	0	1.000
3 Max Johnson	.191	15-13	47	7	9	2	0	1	1	14	.298	3	0	17	0	.240	0	3	0-0	10	16	2	.929
9 Trey Duffield	.190	11-6	21	2	4	1	0	0	2	5	.238	2	0	12	1	.261	0	2	0-0	10	0	0	1.000
21 Tobias Motley	.186	16-11	43	2	8	0	0	1	2	11	.256	1	0	14	1	.205	0	0	0-0	21	0	0	1.000
2 Cole Green	.171	14-11	35	3	6	0	0	2	7	12	.343	0	1	7	2	.189	1	0	1-1	6	18	4	.857
44 Lorenzo Rios	.167	3-2	6	0	1	1	0	0	0	2	.333	0	0	3	0	.167	0	0	0-0	14	1	0	1.000
27 Barrett Eldridge	.000	3-1	5	0	0	0	0	0	0	0	.000	0	0	3	0	.000	0	0	0-0	16	2	0	1.000
23 Javier Vazquez	.000	1-0	1	0	0	0	0	0	0	0	.000	0	0	1	0	.000	0	0	0-0	0	0	0	.000
Totals	.257	24	794	126	204	36	2	23	113	313	.394	72	17	203	15	.328	11	17	16-22	625	225	29	.967
Opponents	.284	24	813	161	231	47	2	25	144	357	.439	101	26	171	22	.378	6	17	16-22	629	224	23	.974

LOB - Team (156), Opp (177). DPs turned - Team (27), Opp (16).

(AAC games only Sorted by Earned run avg)

Player	era	w-l	app	gs	cg	sho	sv	ip	h	r	er	bb	so	2b	3b	hr	b/avg	wp	hp	bks	sfa	sha
12 Jack Ben-Shoshan	2.89	3-1	11	0	0	0/0	1	28.0	25	11	9	4	26	3	0	5	.240	1	2	0	1	2
38 Davion Hickson	3.94	2-4	8	6	1	1/0	1	48.0	35	23	21	22	56	8	1	4	.207	1	8	0	1	4
29 J.D. McCracken	5.90	3-2	8	8	0	0/0	0	39.2	42	28	26	23	20	7	0	3	.273	3	5	0	2	3
47 Tucker Alch	6.52	1-2	8	7	0	0/0	0	29.0	40	25	21	10	8	6	0	1	.331	0	3	0	0	2

16 Garrett Stratton	5.01	0-0	9	0	0	0/0	1	23.1	26	13	13	11	21	8	0	1	.286	1	0	0	0	3
55 Jackson Blank	6.11	0-3	8	3	0	0/0	0	17.2	27	13	12	4	18	5	1	2	.346	4	0	0	1	0
32 Mark Perkins	6.75	0-0	4	0	0	0/0	0	4.0	6	3	3	0	3	1	0	1	.400	1	1	0	0	0
11 Austin Eppley	6.75	1-0	5	0	0	0/0	0	2.2	2	2	2	5	1	0	0	1	.222	0	0	0	0	0
36 Tom Vincent	9.00	0-0	2	0	0	0/0	0	2.0	2	2	2	1	1	1	0	1	.333	0	0	0	0	1
31 Marco Fuentes	9.82	0-0	4	0	0	0/0	1	3.2	4	5	4	6	4	1	0	2	.286	1	0	0	0	1
13 Reed Gallant	13.50	0-1	4	0	0	0/0	0	2.2	5	6	4	1	3	3	0	0	.417	0	3	0	0	1
40 Von Baker	18.00	0-0	3	0	0	0/0	0	3.0	5	7	6	3	3	2	0	1	.417	1	3	0	1	0
34 Micah Davis	20.25	0-0	3	0	0	0/0	0	1.1	1	3	3	3	2	1	0	0	.167	1	0	0	0	0
33 Nolan Roycraft	27.00	0-0	4	0	0	0/0	0	2.1	7	9	7	2	5	0	0	3	.438	1	0	0	0	0
26 Ethan Atchley	27.00	0-1	1	0	0	0/0	0	0.2	1	2	2	1	0	0	0	0	.500	0	0	0	0	0
4 Blaine Brown	99.00	0-0	1	0	0	0/0	0	0.1	2	4	4	2	0	1	0	0	.667	0	0	0	0	0
1 Maddox Keo	99.00	0-0	1	0	0	0/0	0	0.0	1	5	5	3	0	0	0	0	1.000	0	1	0	0	0
Totals	6.22	10-14	24	24	1	1/0	4	208.1	231	161	144	101	171	47	2	25	.284	15	26	0	6	17
Opponents	4.76	14-10	24	24	2	1/0	6	209.2	204	126	111	72	203	36	2	23	.257	14	17	3	11	17

PB - Team (5), West, L 4, Anderson 1, Opp (2). Pickoffs - Team (0), Opp (4).

ROAD GAMES

2025 Rice Baseball Overall Statistics for Rice (as of May 14, 2025) (ROAD GAMES Sorted by Batting avg)

Record: 6-17 Home: 0-0 Away: 6-11 Neutral: 0-6 AAC: 4-8

Player	avg	gp-gs	ab	r	h	2b	3b	hr	rbi	tb	slg%	bb	hp	so	gdp	ob%	sf	sh	sb-att	po	a	e	fld%
4 Blaine Brown	.317	21-21	82	18	26	4	0	6	14	48	.585	5	2	16	1	.367	1	0	2-4	3	0	0	1.000
48 Hiram Bocachica Jr.	.274	22-22	84	16	23	3	0	2	16	32	.381	7	3	13	2	.347	1	0	5-5	41	60	6	.944
6 Treyton Rank	.270	22-20	74	10	20	5	1	0	6	27	.365	4	2	29	2	.317	2	0	1-1	51	15	3	.957
7 Michael Zito	.250	22-20	72	10	18	5	1	1	9	28	.389	7	0	11	3	.313	1	2	4-4	32	52	6	.933
28 Landon West	.239	22-20	67	8	16	4	1	0	11	22	.328	11	3	14	1	.366	1	1	0-0	147	14	3	.982

14 Paul Smith	.833	2-1	6	2	5	3	0	0	3	8	1.333	2	0	0	0	.875	0	0	0-0	14	0	0	1.000
9 Trey Duffield	.300	14-9	30	3	9	3	1	1	7	17	.567	3	0	15	0	.364	0	3	0-0	18	1	0	1.000
17 Graiden West	.296	11-7	27	4	8	1	0	0	2	9	.333	2	0	8	0	.345	0	0	0-2	40	3	0	1.000
19 Aric Anderson	.263	10-6	19	2	5	1	0	2	3	12	.632	0	0	6	0	.263	0	0	0-0	45	4	0	1.000
10 Colin Robson	.250	17-13	48	9	12	2	0	0	1	14	.292	7	0	19	0	.345	0	2	3-4	25	0	1	.962
24 Jacob Devenny	.231	14-11	39	3	9	3	0	0	4	12	.308	0	1	9	1	.250	0	0	0-0	11	0	0	1.000
15 Luke Smith	.231	3-3	13	2	3	1	0	0	2	4	.308	1	0	3	0	.286	0	0	0-0	2	8	0	1.000
2 Cole Green	.217	10-6	23	4	5	0	0	2	3	11	.478	1	0	7	2	.250	0	0	0-0	16	1	0	1.000
3 Max Johnson	.216	17-16	51	8	11	3	0	2	2	20	.392	5	0	19	0	.286	0	3	0-0	12	15	3	.900
21 Tobias Motley	.208	17-14	53	4	11	0	1	0	4	13	.245	2	0	22	1	.236	0	0	0-0	19	0	0	1.000
44 Lorenzo Rios	.188	6-5	16	0	3	1	0	0	0	4	.250	0	0	9	0	.188	0	0	0-0	25	4	0	1.000
27 Barrett Eldridge	.182	6-3	11	0	2	1	0	0	2	3	.273	0	2	5	0	.308	0	1	0-0	0	0	0	.000
11 Austin Eppley	.167	4-3	12	2	2	1	0	0	1	3	.250	3	0	4	0	.333	0	0	0-0	7	0	0	1.000
20 Gunnet Carlson	.150	6-5	20	1	3	1	0	0	1	4	.200	1	0	9	0	.190	0	0	0-0	35	1	0	1.000
23 Javier Vazquez	.000	4-2	8	0	0	0	0	0	0	0	.000	1	0	2	0	.111	0	0	0-0	6	1	0	1.000
Totals	.253	23	755	106	191	42	5	16	91	291	.385	62	13	220	13	.318	6	12	15-20	553	196	25	.968
Opponents	.307	23	747	169	229	45	3	31	151	373	.499	111	23	168	18	.409	7	9	27-34	591	205	26	.968

LOB - Team (151), Opp (175). DPs turned - Team (22), Opp (15).

(ROAD GAMES Sorted by Earned run avg)

Player	era	w-l	app	gs	cg	sho	sv	ip	h	r	er	bb	so	2b	3b	hr	b/avg	wp	hp	bks	sfa	sha
47 Tucker Alch	5.25	1-1	6	5	0	0/0	0	24.0	36	18	14	7	7	4	0	0	.346	1	1	0	0	0
38 Davion Hickson	5.59	1-4	6	5	0	0/0	0	29.0	25	19	18	21	42	6	0	3	.229	0	5	1	0	1
29 J.D. McCracken	8.10	2-3	7	6	1	0/0	0	30.0	41	29	27	17	13	9	0	5	.333	2	5	0	3	2

54 Caleb Williams	0.00	0-0	1	0	0	0/0	0	1.0	0	0	0	0	1	0	0	0	.000	0	0	0	0	0
33 Nolan Roycraft	3.60	0-0	4	0	0	0/0	0	5.0	3	2	2	0	5	0	0	2	.176	0	0	0	0	0
53 Robert Fernandez	4.91	0-1	2	2	0	0/0	0	11.0	10	6	6	1	6	0	0	4	.233	0	0	0	0	0
13 Reed Gallant	5.40	0-1	3	0	0	0/0	0	5.0	2	3	3	1	5	1	0	0	.125	0	3	0	0	0
55 Jackson Blank	6.00	0-3	9	4	0	0/0	0	21.0	22	14	14	13	23	6	1	2	.272	2	0	0	0	0
12 Jack Ben-Shoshan	6.41	1-1	11	0	0	0/0	2	19.2	25	15	14	9	28	4	1	7	.309	4	0	0	1	3
26 Ethan Atchley	6.75	0-0	2	0	0	0/0	0	1.1	1	1	1	1	0	1	0	0	.250	0	1	0	0	0
11 Austin Eppley	7.36	0-0	5	0	0	0/0	0	3.2	6	4	3	5	4	3	0	0	.429	0	2	0	1	1
31 Marco Fuentes	7.50	1-0	6	0	0	0/0	1	6.0	9	7	5	4	6	1	1	2	.360	3	0	0	0	1
16 Garrett Stratton	9.00	0-1	6	0	0	0/0	1	12.0	19	13	12	8	11	5	0	0	.345	1	0	0	0	0
32 Mark Perkins	9.00	0-0	3	0	0	0/0	0	3.0	5	3	3	2	4	1	0	1	.357	0	0	0	0	0
99 Matt Zatopek	13.50	0-0	2	0	0	0/0	0	1.1	1	3	2	3	2	0	0	0	.250	0	0	0	1	0
1 Maddox Keo	20.25	0-0	2	0	0	0/0	0	1.1	5	3	3	0	0	1	0	2	.625	0	0	0	0	0
4 Blaine Brown	20.25	0-1	2	1	0	0/0	0	1.1	1	4	3	5	1	0	0	0	.200	1	1	0	1	0
40 Von Baker	23.32	0-0	6	0	0	0/0	1	7.1	15	20	19	12	8	2	0	2	.429	1	5	0	0	1
36 Tom Vincent	27.00	0-1	2	0	0	0/0	0	1.0	3	3	3	0	1	1	0	1	.600	1	0	0	0	0
34 Micah Davis	54.00	0-0	2	0	0	0/0	0	0.1	0	2	2	2	1	0	0	0	.000	1	0	0	0	0
Totals	7.52	6-17	23	23	1	0/0	5	184.1	229	169	154	111	168	45	3	31	.307	17	23	1	7	9
Opponents	3.97	17-6	23	23	1	2/1	6	197.0	191	106	87	62	220	42	5	16	.253	16	13	1	6	12

PB - Team (7), West, L 6, Anderson 1, Opp (3). Pickoffs - Team (1), Roycraft 1, Opp (3).

HITTER'S SPLITS

2025 Rice Baseball Batting Analysis for Rice (as of May 12, 2025) (All games Sorted by Player Name)

Player	vs left			vs right			w/runners			w/bases empty			w/bases loaded			as leadoff			fly	gnd	fly/
	h	ab	avg	h	ab	avg	h	ab	avg	h	ab	avg	h	ab	avg	rch	op	pct	out	out	gnd
19 Aric Anderson	2	10	.200	12	43	.279	7	26	.269	7	27	.259	1	3	.333	4	10	.400	12	13	0.9
48 Hiram Bocachica	10	35	.286	33	12	.264	25	68	.368	18	92	.196	2	4	.500	16	52	.308	41	45	0.9
4 Blaine Brown	10	42	.238	48	15	.320	34	92	.370	24	10	.240	3	4	.750	18	41	.439	44	52	0.8
20 Gunnet Carlson	1	13	.077	5	33	.152	4	22	.182	2	24	.083	0	0	.000	0	12	.000	11	11	1.0
24 Jacob Devenny	2	11	.182	19	71	.268	11	34	.324	10	48	.208	0	1	.000	6	24	.250	17	34	0.5
9 Trey Duffield	6	21	.286	14	56	.250	9	38	.237	11	39	.282	1	3	.333	10	21	.476	15	9	1.7
27 Barrett Eldridge	2	13	.154	9	42	.214	4	32	.125	7	23	.304	0	1	.000	7	12	.583	6	10	0.6
11 Austin Eppley	0	1	.000	3	23	.130	0	12	.000	3	12	.250	0	0	.000	3	7	.429	8	5	1.6
2 Cole Green	3	15	.200	14	60	.233	9	36	.250	8	39	.205	2	2	1.000	3	14	.214	20	16	1.2
3 Max Johnson	4	22	.182	12	64	.188	6	34	.176	10	52	.192	0	0	.000	7	25	.280	23	19	1.2
21 Tobias Motley	8	30	.267	22	90	.244	16	60	.267	14	60	.233	0	1	.000	8	26	.308	18	30	0.6
6 Treyton Rank	11	33	.333	35	12	.271	22	72	.306	24	90	.267	1	5	.200	16	41	.390	29	39	0.7
44 Lorenzo Rios	0	3	.000	5	27	.185	1	15	.067	4	15	.267	0	1	.000	2	4	.500	7	6	1.2
10 Colin Robson	5	17	.294	21	90	.233	12	34	.353	14	73	.192	0	3	.000	14	41	.341	21	32	0.7
15 Luke Smith	0	7	.000	3	13	.231	1	7	.143	2	13	.154	0	1	.000	0	7	.000	6	5	1.2
14 Paul Smith	1	6	.167	12	27	.444	7	18	.389	6	15	.400	0	2	.000	4	7	.571	10	5	2.0
16 Garrett Stratton	0	0	.000	0	0	.000	0	0	.000	0	0	.000	0	0	.000	0	0	.000	0	0	0.0
23 Javier Vazquez	0	6	.000	0	6	.000	0	8	.000	0	4	.000	0	0	.000	0	1	.000	6	3	2.0
17 Graiden West	3	10	.300	15	45	.333	8	27	.296	10	28	.357	0	1	.000	7	18	.389	8	13	0.6
28 Landon West	7	40	.175	33	11	.289	26	79	.329	14	75	.187	1	3	.333	11	38	.289	49	32	1.5
7 Michael Zito	10	32	.313	37	13	.276	16	58	.276	31	10	.287	0	5	.000	20	48	.417	48	43	1.1
Totals	85	367	.232	352	134	.262	218	772	.282	219	937	.234	11	40	.275	156	449	.347	399	422	0.9
Opponents	115	370	.311	399	139	.287	269	908	.296	245	852	.288	26	90	.289	176	446	.395	396	459	0.9

Player	pinch hitting			w/runners in scoring pos			w/runner on 3rd and LT 2 out			with 2 outs			success adv runners			2- rnrns			rch	rch	kl
	h	ab	avg	h	ab	avg	rbi	op	pct	h	ab	avg	adv	op	pct	rbi	w/o	lob	err	fc	
19 Aric Anderson	0	2	.000	3	11	.273	1	1	1.000	6	24	.250	10	27	.370	4	2	13	1	0	5
48 Hiram Bocachica	0	0	.000	15	44	.341	6	9	.667	16	49	.327	44	79	.557	15	14	25	2	7	11
4 Blaine Brown	0	0	.000	14	45	.311	7	14	.500	15	47	.319	52	10	.520	17	18	24	1	2	9
20 Gunnet Carlson	0	1	.000	3	17	.176	0	2	.000	1	14	.071	12	26	.462	1	2	10	1	2	3
24 Jacob Devenny	3	9	.333	7	24	.292	4	5	.800	9	30	.300	21	37	.568	6	15	15	1	1	2
9 Trey Duffield	1	3	.333	5	25	.200	5	12	.417	5	16	.313	18	46	.391	4	9	12	2	0	8
27 Barrett Eldridge	1	5	.200	3	18	.167	2	7	.286	1	13	.077	6	33	.182	3	2	13	0	1	7
11 Austin Eppley	0	3	.000	0	7	.000	1	1	1.000	1	9	.111	3	13	.231	0	3	10	0	1	0
2 Cole Green	1	2	.500	9	26	.346	3	5	.600	8	26	.308	15	39	.385	9	5	14	0	2	4
3 Max Johnson	0	0	.000	2	23	.087	0	2	.000	3	27	.111	14	40	.350	3	7	16	0	1	11
21 Tobias Motley	2	5	.400	11	42	.262	2	8	.250	13	50	.260	32	67	.478	8	8	33	2	5	13
6 Treyton Rank	0	0	.000	12	48	.250	8	12	.667	14	50	.280	34	80	.425	6	14	43	1	2	5
44 Lorenzo Rios	0	1	.000	0	9	.000	0	2	.000	2	15	.133	2	16	.125	0	0	14	0	0	4
10 Colin Robson	0	1	.000	7	21	.333	4	5	.800	7	38	.184	23	43	.535	2	8	16	2	3	9
15 Luke Smith	0	0	.000	1	7	.143	0	0	.000	1	9	.111	2	8	.250	2	1	11	1	0	0
14 Paul Smith	2	2	1.000	5	13	.385	2	3	.667	6	17	.353	11	20	.550	2	1	10	1	0	1
16 Garrett Stratton	0	0	.000	0	0	.000	0	0	.000	0	0	.000	1	1	1.000	0	0	0	0	0	0
23 Javier Vazquez	0	4	.000	0	5	.000	0	0	.000	0	6	.000	2	8	.250	0	2	5	0	0	1
17 Graiden West	4	6	.667	5	17	.294	2	4	.500	7	20	.350	15	31	.484	2	3	16	3	1	5
28 Landon West	1	4	.250	16	51	.314	11	17	.647	15	60	.250	48	93	.516	6	14	38	4	1	13
7 Michael Zito	0	1	.000	10	33	.303	8	14	.571	14	53	.264	37	73	.507	6	15	26	3	4	5
Totals	15	49	.306	128	486	.263	66	123	.537	144	573	.251	402	880	.457	96	143	369	25	33	116
Opponents	9	52	.173	170	586	.290	110	181	.608	147	556	.264	564	108	.519	126	156	425	32	71	98

Success Advancing Runners = percentage of times the batter advanced at least one runner during a plate appearance
 #Rnrs Adv w/Out = TOTAL number of runners advanced when the player made an out

PITCHER'S SPLITS

2025 Rice Baseball Pitching Analysis for Rice (as of May 14, 2025) (All games Sorted by Player Name)

Player	vs left			vs right			w/runners			w/bases empty			vs leadoff			with 2 outs			fly	gnd	fly/
	h	ab	avg	h	ab	avg	h	ab	avg	h	ab	avg	rch	op	pct	h	ab	avg	out	out	gn
47 Tucker Alch	35	10	.333	33	11	.280	34	10	.312	34	11	.298	19	58	.328	21	69	.304	44	84	0.7
26 Ethan Atchley	1	3	.333	6	17	.353	5	13	.385	2	7	.286	3	6	.500	2	6	.333	6	6	1.2
40 Von Baker	11	31	.355	15	51	.294	15	53	.283	11	29	.379	14	23	.609	9	24	.375	11	26	0.2
12 Jack Ben-Shosha	11	58	.190	24	92	.261	18	73	.247	17	77	.221	9	33	.273	13	55	.236	39	31	1.1
55 Jackson Blank	18	73	.247	36	93	.387	24	82	.293	30	84	.357	16	41	.390	20	55	.364	42	28	1.1
4 Blaine Brown	2	5	.400	7	18	.389	6	15	.400	3	8	.375	3	6	.500	2	6	.333	5	2	2.0
34 Micah Davis	2	4	.500	0	6	.000	2	7	.286	0	3	.000	3	4	.750	1	4	.250	3	0	99.0
11 Austin Eppley	3	9	.333	4	13	.308	3	15	.200	4	7	.571	3	5	.600	2	6	.333	7	4	1.1
53 Robert Fernande	10	28	.357	6	36	.167	6	23	.261	10	41	.244	4	17	.235	4	20	.200	10	26	0.1
31 Marco Fuentes	5	25	.200	13	46	.283	11	35	.314	7	36	.194	4	18	.222	5	22	.227	13	21	0.2
13 Reed Gallant	8	31	.258	28	72	.389	21	62	.339	15	41	.366	12	24	.500	7	29	.241	15	29	0.1
38 Davion Hickson	20	10	.198	31	13	.225	22	11	.200	29	12	.225	21	68	.309	18	79	.228	63	45	1.4
1 Maddox Keo	5	13	.385	8	19	.421	7	15	.467	6	17	.353	5	8	.625	1	9	.111	8	4	2.0
29 J.D. McCracken	25	80	.313	42	16	.259	33	10	.311	34	13	.250	23	67	.343	13	66	.197	69	74	0.8
32 Mark Perkins	5	13	.385	9	21	.429	12	30	.400	2	4	.500	3	5	.600	3	10	.300	2	7	0.2
39 Matthew Rheaum	0	0	.000	1	3	.333	1	2	.500	0	1	.000	0	1	.000	1	1	1.000	1	0	99.0
33 Nolan Roycraft	6	22	.273	16	40	.400	11	33	.333	11	29	.379	7	13	.538	5	19	.263	10	13	0.0
16 Garrett Stratton	19	59	.322	24	89	.270	23	85	.271	20	63	.317	18	34	.529	10	52	.192	32	47	0.1
36 Tom Vincent	3	7	.429	1	4	.250	2	6	.333	2	5	.400	1	3	.333	0	2	.000	3	3	1.0
54 Caleb Williams	3	8	.375	3	10	.300	3	10	.300	3	8	.375	3	4	.750	2	6	.333	2	4	0.0
99 Matt Zatopek	4	11	.364	11	26	.423	10	24	.417	5	13	.385	5	8	.625	8	16	.500	11	5	2.1
Totals	196	686	.286	318	107	.296	269	908	.296	245	852	.288	176	446	.395	147	556	.264	396	459	0.9
Opponents	116	424	.274	321	128	.250	218	772	.282	219	937	.234	156	449	.347	144	573	.251	399	422	0.9

Player	ap	gs	ip/app	*h/g	*r/g	*er/g	*bb/	*so/	k/bb	*2b/	*3b/	*hr/g	*fo/g	*go/	*bf/g	sba	att	pct
47 Tucker Alch	15	9	3.58	11.4	6.88	5.20	2.18	3.35	1.5	1.84	0.00	0.17	7.38	14.0	41.0	0	3	.00
26 Ethan Atchley	8	0	0.67	11.8	11.8	10.1	10.1	3.38	0.3	1.69	0.00	0.00	10.1	10.1	50.6	1	1	1.00
40 Von Baker	16	1	1.35	10.8	12.0	9.97	9.14	9.14	1.0	1.66	0.00	1.25	4.57	10.8	48.1	12	13	.92
12 Jack Ben-Shos	21	0	1.95	7.68	4.17	3.51	3.95	10.7	2.7	1.10	0.22	1.54	8.56	6.80	39.0	0	2	.00
55 Jackson Blank	19	6	2.09	12.2	7.26	7.03	3.86	9.76	2.5	2.72	0.23	1.13	9.53	6.35	41.9	6	9	.66
4 Blaine Brown	7	4	0.62	18.6	27.0	20.7	24.9	12.4	0.5	6.23	0.00	0.00	10.3	4.15	78.9	4	5	.80
34 Micah Davis	6	0	0.39	7.71	34.7	34.7	30.8	15.4	0.5	3.86	0.00	0.00	11.5	0.00	69.4	0	0	.00
11 Austin Eppley	8	0	0.75	10.5	7.50	6.00	10.5	9.00	0.9	4.50	0.00	1.50	10.5	6.00	49.5	1	1	1.00
53 Robert Fernan	4	4	4.17	8.64	5.94	5.40	2.70	6.48	2.4	0.54	0.00	2.16	5.40	14.0	39.4	2	3	.66
31 Marco Fuentes	14	1	1.36	8.53	4.74	3.79	5.21	9.47	1.8	1.89	0.47	0.95	6.16	9.95	41.2	2	2	1.00
13 Reed Gallant	14	1	1.76	13.1	9.49	8.03	4.01	8.76	2.2	3.28	0.36	0.36	5.47	10.5	45.2	4	6	.66
38 Davion Hickso	12	10	5.47	6.99	4.66	3.70	4.80	11.3	2.4	1.51	0.14	0.55	8.63	6.17	40.4	9	10	.90
1 Maddox Keo	9	1	0.78	16.7	18.0	18.0	10.2	9.00	0.9	2.57	1.29	3.86	10.2	5.14	55.2	0	0	.00
29 J.D. McCracke	14	12	4.40	9.78	6.57	6.13	4.23	4.67	1.1	1.75	0.00	1.17	10.0	10.8	42.1	5	7	.71
32 Mark Perkins	7	0	0.95	18.9	17.5	10.8	4.05	10.8	2.7	1.35	0.00	1.35	2.70	9.45	56.7	2	2	1.00
39 Matthew Rhea	1	0	0.67	13.5	40.5	40.5	13.5	13.5	1.0	0.00	0.00	13.5	13.5	0.00	67.5	0	0	.00
33 Nolan Roycraft	12	1	1.17	14.1	11.5	10.2	5.14	10.2	2.0	1.29	0.00	2.57	6.43	8.36	46.9	2	4	.50
16 Garrett Stratto	18	1	2.17	9.92	6.00	5.54	4.85	8.08	1.7	2.31	0.00	0.46	7.38	10.8	41.5	2	4	.50
36 Tom Vincent	4	1	0.75	12.0	12.0	9.00	3.00	6.00	2.0	3.00	0.00	3.00	9.00	9.00	42.0	1	1	1.00
54 Caleb Williams	5	0	0.73	14.7	14.7	12.2	2.45	12.2	5.0	4.91	0.00	4.91	4.91	9.82	54.0	0	0	.00
99 Matt Zatopek	11	0	0.79	15.5	17.6	16.6	9.35	8.31	0.9	5.19	1.04	3.12	11.4	5.19	51.9	1	1	1.00
Totals	52	52	8.54	10.4	7.74	6.66	4.98	8.20	1.6	2.03	0.14	1.07	8.02	9.30	43.3	54	74	.73
Opponents	52	52	8.59	8.81	5.30	4.51	3.53	9.43	2.7	1.57	0.10	0.93	8.04	8.50	39.7	53	67	.79

* = average based on 9-inning game

OFFENSE BY GAME

2025 Rice Baseball Team Game-by-Game for Rice (as of May 14, 2025) Batting (All games)

Date	Opponent	ab	r	h	rbi	2b	3b	hr	tb	bb	ibb	sb	cs	hbp	sac	sf	gdp	k	po	a	e	lob	avg
Feb 14	vs Villanova	35	6	9	5	2	0	0	11	3	0	2	1	0	1	0	0	9	27	4	2	6	.257
Feb 15	vs MICHIGAN	33	2	5	2	1	0	0	6	6	0	1	0	2	0	0	0	12	24	12	0	12	.206
Feb 16	vs VIRGINIA	31	0	3	0	1	0	0	4	2	0	0	0	0	0	0	0	15	24	9	2	6	.172
Feb 19	SAM HOUSTON	33	6	9	6	5	0	1	17	2	0	1	0	0	1	0	0	9	27	7	0	6	.197
Feb 21	USC	37	4	8	4	0	0	1	11	6	0	0	1	1	1	2	0	17	33	12	1	11	.201
Feb 23	USC	31	4	8	3	1	0	2	15	4	1	1	0	0	0	0	0	9	27	13	2	7	.210
Feb 26	ARIZONA	39	8	14	7	1	0	1	18	3	0	0	1	1	0	0	1	13	27	10	3	8	.234
Feb 28	vs MISSISSIPPI ST	27	3	5	3	1	1	1	11	2	0	0	0	0	0	0	0	8	18	6	1	5	.229
Mar 01	vs TENNESSEE	36	3	8	2	3	0	0	11	3	0	1	0	0	0	0	0	17	27	7	2	9	.228
Mar 02	vs TEXAS AM	26	4	7	4	2	0	1	12	1	0	0	0	2	2	0	0	12	21	8	1	6	.232
Mar 04	LAMAR	41	7	13	4	2	0	1	18	5	0	0	0	1	0	0	0	8	27	14	2	13	.241
Mar 05	HOUSTON	25	1	6	1	1	0	0	7	2	0	1	0	2	0	0	2	8	21	7	2	7	.241
Mar 07	YALE	33	4	7	3	2	0	0	9	5	0	3	0	5	0	0	0	10	27	11	4	12	.239
Mar 08	YALE	36	8	12	5	1	0	1	16	5	0	5	0	2	1	1	1	9	27	12	3	10	.246
Mar 09	YALE	34	4	8	3	2	0	1	13	3	0	2	2	0	0	0	0	10	27	16	1	6	.245
Mar 10	TEXAS A&M CC	32	4	6	4	1	0	0	7	4	0	0	0	0	0	1	0	10	27	12	1	6	.242
Mar 14	HOUSTON CHRIST	41	3	7	2	0	0	0	7	5	1	8	0	1	1	0	0	16	33	17	1	12	.237
Mar 15	at Houston Christian	24	2	7	2	2	0	0	9	3	0	1	1	0	0	0	1	6	18	7	1	4	.239
Mar 15	at Houston Christian	29	7	10	6	2	0	1	15	1	0	1	0	1	0	0	1	2	21	11	2	3	.244
Mar 16	HOUSTON CHRIST	32	6	8	6	0	0	3	17	4	0	3	0	1	0	0	0	5	27	8	1	7	.244
Mar 18	INCARNATE WOR	33	2	10	2	2	0	0	12	6	0	0	2	0	1	0	1	6	27	10	2	11	.247
*Mar 21	at Florida Atlantic	35	3	10	2	2	0	1	15	4	0	0	1	0	0	0	1	12	24	3	1	9	.249
*Mar 22	at Florida Atlantic	35	3	11	3	0	0	0	11	1	0	1	0	1	1	0	1	11	27	9	1	8	.252
*Mar 23	at Florida Atlantic	35	4	9	4	1	0	0	10	3	0	0	0	1	1	0	1	10	24	14	1	9	.252
Mar 25	at LAMAR	33	1	6	1	2	1	0	10	2	0	0	0	0	1	0	0	9	24	10	0	8	.249
Mar 26	TEXAS SOUTHERN	35	12	15	10	4	0	0	19	6	0	0	0	1	0	2	2	7	27	14	0	8	.257
*Mar 28	ECU	30	2	5	2	0	0	1	8	3	0	0	0	0	0	0	2	12	27	7	2	4	.254
*Mar 29	ECU	37	3	3	2	1	0	0	4	5	0	2	0	2	0	1	1	12	33	12	2	9	.247
*Mar 30	ECU	35	5	10	5	0	0	2	16	2	0	1	0	1	1	0	1	8	27	16	1	7	.248
Apr 01	at SAM HOUSTON	35	9	7	7	0	1	2	15	4	0	1	0	0	1	1	0	9	27	7	1	5	.246
Apr 02	UTRGV	29	5	9	4	0	0	0	9	2	0	2	0	0	0	0	0	7	21	9	2	5	.248
*Apr 04	at Tulane	35	5	11	5	3	0	0	14	0	0	0	0	1	2	0	0	6	24	7	0	6	.250
*Apr 05	at Tulane	37	3	10	3	3	0	1	16	1	0	0	0	0	0	0	1	11	24	13	2	8	.251
*Apr 05	at Tulane	34	5	10	5	3	0	1	16	0	0	2	1	2	1	0	0	17	26	13	2	5	.252
Apr 08	at HOUSTON	32	7	6	6	0	0	4	18	3	0	0	0	0	0	0	1	10	24	8	1	1	.251
*Apr 11	USF	25	3	4	3	0	0	2	10	1	0	0	2	1	0	1	0	4	24	8	6	1	.249
*Apr 12	USF	34	15	14	15	4	0	2	24	1	1	0	0	2	1	0	0	10	21	6	1	3	.253
*Apr 13	USF	31	5	7	3	1	0	0	8	3	0	0	0	0	2	0	0	3	27	8	0	7	.253
Apr 15	HOUSTON	37	3	11	1	2	0	1	16	5	0	3	0	1	0	0	0	9	27	4	4	13	.254
*Apr 17	at Memphis	39	10	12	9	3	1	1	20	1	0	1	0	0	1	1	0	10	27	9	1	5	.255
*Apr 18	at Memphis	38	9	12	5	2	0	0	14	5	1	0	0	0	1	2	2	4	27	9	2	10	.257
*Apr 19	at Memphis	23	2	4	2	1	1	0	7	6	0	4	0	2	0	1	1	8	20	7	0	9	.256
*Apr 25	at UAB	29	0	3	0	0	0	0	3	0	0	0	1	0	0	0	0	13	24	7	0	2	.253
*Apr 26	at UAB	33	6	9	6	1	0	0	10	6	0	0	0	0	0	0	2	4	24	10	1	6	.253
*Apr 27	at UAB	41	12	17	9	7	0	3	33	5	0	0	0	1	0	1	1	5	27	6	1	9	.258
*May 02	CHARLOTTE	28	2	4	2	1	0	1	8	0	0	0	0	0	0	0	0	6	27	10	0	2	.255
*May 03	CHARLOTTE	31	7	9	7	0	0	2	15	3	0	3	0	0	1	1	0	8	27	9	1	5	.256
*May 04	CHARLOTTE	27	2	5	2	2	0	1	10	3	0	0	1	0	0	1	0	7	24	6	0	5	.255
May 07	PRAIRIE VIEW	26	12	9	11	2	0	2	17	6	0	1	0	4	0	0	0	3	21	8	1	6	.256
*May 09	WICHITA STATE	41	4	5	4	0	0	3	14	7	0	0	0	1	2	0	0	13	39	11	1	11	.253
*May 10	WICHITA STATE	29	9	9	8	1	0	1	13	6	0	2	0	2	2	1	0	4	27	14	1	7	.254
*May 11	WICHITA STATE	32	7	11	7	0	0	1	14	6	0	0	0	0	1	1	1	5	24	11	2	9	.256
Totals		1709	263	437	227	78	5	46	663	175	4	53	14	42	27	18	25	468	1333	498	72	369	.256

PITCHER BY GAME

2025 Rice Baseball Team Game-by-Game for Rice (as of May 14, 2025) Pitching (All games)

Date	Opponent	ip	h	r	er	bb	so	2b	3b	hr	wp	bk	hbp	dp	ibb	score	w-l	sv	era
Feb 14	vs Villanova	9.0	11	10	8	15	16	0	0	1	1	0	3	1	0	6-10	0-1	0	8.00
Feb 15	vs MICHIGAN	8.0	6	5	5	3	5	1	0	0	2	0	1	0	0	2-5	0-2	0	6.88
Feb 16	vs VIRGINIA	8.0	10	7	4	3	7	3	0	0	0	0	2	0	1	0-7	0-3	0	6.12
Feb 19	SAM HOUSTON	9.0	4	1	1	2	7	2	0	0	0	0	0	0	0	6-1	1-3	0	4.76
Feb 21	USC	11.0	13	7	6	6	13	2	1	0	0	1	2	0	1	4-7	1-4	0	4.80
Feb 23	USC	9.0	6	3	2	5	7	2	0	0	0	0	2	1	0	4-3	2-4	0	4.33
Feb 26	ARIZONA	9.0	13	11	11	6	7	5	1	1	1	0	3	0	0	8-11	2-5	0	5.29
Feb 28	vs MISSISSIPPI ST	6.0	16	14	14	3	7	4	1	3	0	1	2	0	0	3-14	2-6	0	6.65
Mar 01	vs TENNESSEE	9.0	10	13	12	9	6	2	1	3	2	0	1	1	0	3-13	2-7	0	7.27
Mar 02	vs TEXAS AM	7.0	12	14	14	7	4	0	0	5	0	0	0	0	0	4-14	2-8	0	8.15
Mar 04	LAMAR	9.0	14	11	7	4	9	1	0	3	0	0	3	1	0	7-11	2-9	0	8.04
Mar 05	HOUSTON	7.0	15	18	18	4	9	3	0	3	2	0	6	0	0	1-18	2-10	0	9.09
Mar 07	YALE	9.0	6	8	1	4	13	2	0	0	1	0	2	0	0	4-8	2-11	0	8.43
Mar 08	YALE	9.0	13	11	10	3	6	3	0	1	1	0	3	0	0	8-11	2-12	0	8.55
Mar 09	YALE	9.0	10	7	6	3	5	2	0	2	1	1	3	0	0	4-7	2-13	0	8.37
Mar 10	TEXAS A&M CC	9.0	18	9	7	7	8	4	0	2	2	0	2	0	1	4-9	2-14	0	8.28
Mar 14	HOUSTON CHRIST	11.0	9	4	3	3	11	0	0	0	0	0	2	0	0	3-4	2-15	0	7.84
Mar 15	at Houston Christian	6.0	9	6	6	3	4	2	0	2	0	0	1	1	0	2-6	2-16	0	7.89
Mar 15	at Houston Christian	7.0	9	4	2	1	1	0	0	0	0	0	1	1	0	7-4	3-16	1	7.66
Mar 16	HOUSTON CHRIST	9.0	6	2	1	2	9	2	0	0	0	0	0	0	0	6-2	4-16	1	7.31
Mar 18	INCARNATE WOR	9.0	12	4	2	3	10	1	0	0	4	0	2	1	0	2-4	4-17	1	7.04
*Mar 21	at Florida Atlantic	8.0	10	9	7	4	12	3	0	3	0	0	2	0	0	3-9	4-18	1	7.07
*Mar 22	at Florida Atlantic	9.0	8	1	1	3	7	1	0	0	0	0	0	3	0	3-1	5-18	2	6.80
*Mar 23	at Florida Atlantic	8.0	8	6	4	2	7	1	0	1	0	0	2	2	0	4-6	5-19	2	6.71
Mar 25	at LAMAR	8.0	8	2	2	2	11	2	0	0	1	0	0	1	0	1-2	5-20	2	6.54
Mar 26	TEXAS SOUTHERN	9.0	8	3	3	6	8	0	1	0	1	0	3	1	0	12-3	6-20	2	6.39
*Mar 28	ECU	9.0	7	4	3	6	9	3	0	1	1	0	0	0	0	2-4	6-21	2	6.26
*Mar 29	ECU	11.0	10	5	4	4	13	1	0	0	2	0	1	2	0	3-5	6-22	2	6.12
*Mar 30	ECU	9.0	10	8	7	6	5	2	0	0	0	0	0	0	0	5-8	6-23	2	6.16
Apr 01	at SAM HOUSTON	9.0	5	1	0	8	14	0	0	0	2	0	0	3	0	9-1	7-23	3	5.94
Apr 02	UTRGV	7.0	19	20	20	12	4	6	0	0	3	0	0	0	0	5-20	7-24	3	6.46
*Apr 04	at Tulane	8.0	8	7	7	5	8	2	0	2	0	0	0	1	0	5-7	7-25	3	6.50
*Apr 05	at Tulane	8.0	20	10	10	2	4	5	0	1	1	0	0	2	0	3-10	7-26	3	6.64
*Apr 05	at Tulane	8.2	7	6	6	3	5	2	0	2	0	0	2	1	0	5-6	7-27	3	6.63
Apr 08	at HOUSTON	8.0	10	10	10	9	10	3	0	1	4	0	3	1	0	7-10	7-28	3	6.75
*Apr 11	USF	8.0	18	14	12	4	6	4	0	4	0	0	0	1	0	3-14	7-29	3	6.93
*Apr 12	USF	7.0	3	3	2	3	4	0	0	0	0	0	3	0	0	15-3	8-29	4	6.83
*Apr 13	USF	9.0	11	2	2	0	7	3	0	0	1	0	0	1	0	5-2	9-29	4	6.69
Apr 15	HOUSTON	9.0	8	15	9	10	14	1	0	1	4	0	5	0	0	3-15	9-30	4	6.76
*Apr 17	at Memphis	9.0	11	5	4	5	8	4	0	0	0	0	0	1	0	10-5	10-30	4	6.68
*Apr 18	at Memphis	9.0	10	5	5	0	3	1	0	1	2	0	1	0	0	9-5	11-30	5	6.64
*Apr 19	at Memphis	6.2	14	13	13	6	8	4	0	3	0	0	1	0	0	2-13	11-31	5	6.84
*Apr 25	at UAB	8.0	5	3	3	3	10	0	0	0	0	0	0	1	0	0-3	11-32	5	6.77
*Apr 26	at UAB	8.0	10	8	7	8	5	2	0	0	0	0	1	2	0	6-8	11-33	5	6.79
*Apr 27	at UAB	9.0	12	10	10	7	6	3	1	3	2	0	0	0	0	12-10	12-33	6	6.87
*May 02	CHARLOTTE	9.0	1	0	0	3	9	0	0	0	0	0	2	1	0	2-0	13-33	6	6.71
*May 03	CHARLOTTE	9.0	12	6	6	4	7	2	0	1	0	0	1	0	0	7-6	14-33	6	6.69
*May 04	CHARLOTTE	8.0	14	12	12	6	4	2	0	1	2	0	1	1	0	2-12	14-34	6	6.83
May 07	PRAIRIE VIEW	7.0	3	1	1	2	9	0	0	0	1	0	1	1	0	12-1	15-34	6	6.73
*May 09	WICHITA STATE	13.0	7	3	2	3	12	0	1	0	0	0	3	3	1	4-3	16-34	6	6.57
*May 10	WICHITA STATE	9.0	3	3	2	5	6	0	0	0	1	0	1	2	0	9-3	17-34	6	6.48
*May 11	WICHITA STATE	8.0	12	18	15	9	6	2	0	2	3	0	5	3	0	7-18	17-35	6	6.66
Totals		444.1	514	382	329	246	405	100	7	53	48	3	79	41	4	263-382	17-35	6	6.66

SUMMARY

2025 Rice Baseball Games Summary for Rice (as of May 14, 2025) (All games)

Score by innings	1	2	3	4	5	6	7	8	9	EX	Total
Rice	36	34	17	36	25	39	33	20	19	4	263
Opponents	31	40	46	42	39	40	63	54	18	9	382

Record when ...

Overall	17-35	After 6 leading	14-5
Conference	10-14 trailing	0-29
Non-Conference	7-21 tied	3-1
Home games	11-18	After 7 leading	12-4
Away games	6-11 trailing	0-23
Neutral site	0-6 tied	2-2
Day games	12-16	After 8 leading	13-2
Night games	5-19 trailing	0-22
vs Left starter	2-11 tied	1-2
vs Right starter	15-24		
1-Run games	3-3	Hit 0 home runs	4-18
2-Run games	3-6	... 1 home run	5-14
5+Run games	7-14	... 2+ home runs	8-3
Extra innings	1-3		
Shutouts	1-2	Opponent 0 home runs	14-12
	 1 home run	2-9
Scoring 0-2 runs	1-10 2+ HRs	1-14
..... 3-5 runs	4-18		
..... 6-9 runs	7-7	Made 0 errors	4-6
..... 10+ runs	5-0 1 error	10-12
	 2+ errors	3-17
Opponent 0-2 runs	7-1		
..... 3-5 runs	8-6	Opp. made 0 errors	3-17
..... 6-9 runs	1-12 1 error	5-11
..... 10+ runs	1-16 2+ errors	9-7
Scored in 1st inning	8-10	Out-hit opponent	14-6
Opp. scored in 1st	3-14	Out-hit by opponent	3-27
Scores first	13-13	Hits are tied	0-2
Opp. scores first	4-22		

Record when team scores:

Runs	0	1	2	3	4	5	6	7	8	9	10+
W-L	0-2	0-2	1-6	1-8	2-6	1-4	2-2	2-3	0-2	3-0	5-0

Record when opponent scores:

Runs	0	1	2	3	4	5	6	7	8	9	10+
W-L	1-0	4-0	2-1	5-1	1-3	2-2	1-3	0-4	0-3	0-2	1-16

Record when leading after:

Inn.	1	2	3	4	5	6	7	8
W-L	6-9	10-8	10-7	12-7	14-4	14-5	12-4	13-2

Record when trailing after:

Inn.	1	2	3	4	5	6	7	8
W-L	1-13	3-18	4-20	2-25	0-27	0-29	0-23	0-22

Record when tied after:

Inn.	1	2	3	4	5	6	7	8
W-L	10-13	4-9	3-8	3-3	3-4	3-1	2-2	1-2

Current losing streak: 1
Longest winning streak: 3
Longest losing streak: 12

Home attendance : 54012 (29 dates avg = 1862)
Away attendance : 14909 (23 dates avg = 648)
Total attendance: 68921 (52 dates avg = 1325)

STATS

2025 Rice Baseball Miscellaneous Stats for Rice (as of May 14, 2025) (All games)

Multiple Hit Games	2	3	4	5+	Total
4 Blaine Brown	8	7	-	-	15
6 Treyton Rank	10	3	-	-	13
7 Michael Zito	9	3	-	-	12
48 Hiram Bocachica Jr.	8	3	-	-	11
28 Landon West	8	2	-	-	10
21 Tobias Motley	3	2	1	-	6
19 Aric Anderson	5	-	-	-	5
2 Cole Green	4	-	-	-	4
24 Jacob Devenny	4	-	-	-	4
27 Barrett Eldridge	4	-	-	-	4
17 Graiden West	2	1	-	-	3
10 Colin Robson	2	1	-	-	3
9 Trey Duffield	3	-	-	-	3
3 Max Johnson	2	-	-	-	2
14 Paul Smith	1	-	1	-	2
15 Luke Smith	1	-	-	-	1
TEAM	74	22	2	0	98

Multiple RBI Games	2	3	4	5+	Total
4 Blaine Brown	4	2	1	1	8
48 Hiram Bocachica Jr.	4	4	-	-	8
28 Landon West	5	1	1	-	7
7 Michael Zito	4	2	-	-	6
2 Cole Green	4	-	1	-	5
6 Treyton Rank	3	1	-	-	4
9 Trey Duffield	2	1	-	-	3
14 Paul Smith	2	-	-	-	2
21 Tobias Motley	2	-	-	-	2
19 Aric Anderson	2	-	-	-	2
27 Barrett Eldridge	1	1	-	-	2
15 Luke Smith	1	-	-	-	1
3 Max Johnson	1	-	-	-	1
24 Jacob Devenny	-	1	-	-	1
TEAM	35	13	3	1	52

Hitting Streaks	Longest	Current
7 Michael Zito	11	-
4 Blaine Brown	9	2
48 Hiram Bocachica Jr.	8	-
6 Treyton Rank	7	1
17 Graiden West	6	1
24 Jacob Devenny	5	-
19 Aric Anderson	5	2
9 Trey Duffield	5	-
28 Landon West	5	2
14 Paul Smith	5	2
21 Tobias Motley	4	-
3 Max Johnson	4	2
10 Colin Robson	4	3
20 Gunnet Carlson	3	-
2 Cole Green	3	-
27 Barrett Eldridge	2	-
15 Luke Smith	2	-
44 Lorenzo Rios	2	-
11 Austin Eppley	1	-

Reached Base Streaks	Longest	Current
28 Landon West	14	4
7 Michael Zito	12	-
48 Hiram Bocachica Jr.	12	4
4 Blaine Brown	10	5
10 Colin Robson	9	4
6 Treyton Rank	8	1
9 Trey Duffield	6	-
17 Graiden West	6	1
3 Max Johnson	5	2
21 Tobias Motley	5	1
24 Jacob Devenny	5	-
19 Aric Anderson	5	3
14 Paul Smith	5	5
2 Cole Green	4	-
11 Austin Eppley	4	1
20 Gunnet Carlson	3	3
44 Lorenzo Rios	2	-
27 Barrett Eldridge	2	-
15 Luke Smith	2	-
16 Garrett Stratton	1	1
23 Javier Vazquez	1	-

LINEUPS

2025 Rice Baseball Miscellaneous Stats for Rice (as of May 14, 2025) (All games)

Starting Lineup By Position (Team W-L record when starter)

PITCHER:

29 J.D. McCracken	12	(5-7)
38 Davion Hickson	10	(2-8)
47 Tucker Alch	9	(4-5)
55 Jackson Blank	6	(2-4)
53 Robert Fernandez	4	(1-3)
4 Blaine Brown	4	(1-3)
33 Nolan Roycraft	1	(0-1)
16 Garrett Stratton	1	(0-1)
31 Marco Fuentes	1	(0-1)
40 Von Baker	1	(0-1)
36 Tom Vincent	1	(1-0)
1 Maddox Keo	1	(0-1)
13 Reed Gallant	1	(1-0)

CATCHER:

28 Landon West	30	(9-21)
19 Aric Anderson	15	(6-9)
44 Lorenzo Rios	7	(2-5)

FIRST BASE:

28 Landon West	14	(6-8)
20 Gunnet Carlson	12	(2-10)
6 Treyton Rank	10	(2-8)
17 Graiden West	6	(2-4)
14 Paul Smith	5	(4-1)
27 Barrett Eldridge	2	(0-2)
44 Lorenzo Rios	2	(1-1)
23 Javier Vazquez	1	(0-1)

SECOND BASE:

48 Hiram Bocachica J	42	(15-27)
15 Luke Smith	5	(1-4)
17 Graiden West	4	(0-4)
2 Cole Green	1	(1-0)

THIRD BASE:

3 Max Johnson	23	(7-16)
6 Treyton Rank	12	(3-9)
2 Cole Green	11	(6-5)
17 Graiden West	3	(1-2)
7 Michael Zito	3	(0-3)

SHORTSTOP:

7 Michael Zito	44	(16-28)
48 Hiram Bocachica J	6	(1-5)
3 Max Johnson	2	(0-2)

LEFT FIELD:

24 Jacob Devenny	23	(9-14)
21 Tobias Motley	12	(1-11)
10 Colin Robson	4	(2-2)
9 Trey Duffield	3	(0-3)
14 Paul Smith	3	(2-1)
11 Austin Eppley	3	(2-1)
2 Cole Green	2	(1-1)
6 Treyton Rank	2	(0-2)

CENTER FIELD:

10 Colin Robson	22	(10-12)
21 Tobias Motley	16	(5-11)
2 Cole Green	8	(0-8)
9 Trey Duffield	6	(2-4)

RIGHT FIELD:

6 Treyton Rank	21	(10-11)
9 Trey Duffield	13	(6-7)
4 Blaine Brown	11	(1-10)
10 Colin Robson	4	(0-4)
11 Austin Eppley	2	(0-2)
21 Tobias Motley	1	(0-1)

DESIGNATED HITTER:

4 Blaine Brown	30	(16-23)
----------------	----	---------

Starting Lineup By Lineup Spot (Team W-L record when starter)

LEADOFF:

48 Hiram Bocachica J	23	(5-18)
10 Colin Robson	15	(9-6)
15 Luke Smith	3	(0-3)
7 Michael Zito	3	(0-3)
6 Treyton Rank	3	(1-2)
20 Gunnet Carlson	2	(1-1)
17 Graiden West	1	(0-1)
21 Tobias Motley	1	(0-1)
4 Blaine Brown	1	(1-0)

2ND SPOT:

4 Blaine Brown	31	(13-18)
10 Colin Robson	3	(1-2)
21 Tobias Motley	3	(0-3)
20 Gunnet Carlson	3	(1-2)
7 Michael Zito	2	(0-2)
48 Hiram Bocachica J	2	(0-2)
15 Luke Smith	2	(1-1)
17 Graiden West	2	(0-2)
2 Cole Green	1	(1-0)
6 Treyton Rank	1	(0-1)
11 Austin Eppley	1	(0-1)
24 Jacob Devenny	1	(0-1)

3RD SPOT:

7 Michael Zito	26	(12-14)
28 Landon West	11	(2-9)
4 Blaine Brown	6	(1-5)
27 Barrett Eldridge	4	(1-3)
6 Treyton Rank	2	(0-2)
20 Gunnet Carlson	2	(0-2)
11 Austin Eppley	1	(1-0)

CLEANUP:

28 Landon West	25	(9-16)
21 Tobias Motley	7	(2-5)
27 Barrett Eldridge	4	(0-4)
4 Blaine Brown	4	(1-3)
14 Paul Smith	4	(3-1)
11 Austin Eppley	3	(0-3)
9 Trey Duffield	2	(2-0)
24 Jacob Devenny	2	(0-2)
7 Michael Zito	1	(0-1)

5TH SPOT:

6 Treyton Rank	16	(7-9)
21 Tobias Motley	9	(2-7)
28 Landon West	8	(4-4)
4 Blaine Brown	6	(1-5)
9 Trey Duffield	5	(2-3)
7 Michael Zito	4	(1-3)
27 Barrett Eldridge	2	(0-2)
24 Jacob Devenny	2	(0-2)

6TH SPOT:

24 Jacob Devenny	11	(6-5)
6 Treyton Rank	9	(4-5)
9 Trey Duffield	7	(1-6)
48 Hiram Bocachica J	5	(3-2)
20 Gunnet Carlson	4	(0-4)
19 Aric Anderson	4	(1-3)
7 Michael Zito	3	(1-2)
23 Javier Vazquez	2	(0-2)
4 Blaine Brown	2	(0-2)
44 Lorenzo Rios	2	(0-2)
17 Graiden West	1	(0-1)
21 Tobias Motley	1	(0-1)
11 Austin Eppley	1	(1-0)

7TH SPOT:

STARTERS

2025 Rice Baseball Miscellaneous Stats for Rice (as of May 14, 2025) (All games)

Multiple Hit Games	2	3	4	5+	Total
4 Blaine Brown	8	7	-	-	15
6 Treyton Rank	10	3	-	-	13
7 Michael Zito	9	3	-	-	12
48 Hiram Bocachica Jr.	8	3	-	-	11
28 Landon West	8	2	-	-	10
21 Tobias Motley	3	2	1	-	6
19 Aric Anderson	5	-	-	-	5
2 Cole Green	4	-	-	-	4
24 Jacob Devenny	4	-	-	-	4
27 Barrett Eldridge	4	-	-	-	4
17 Graiden West	2	1	-	-	3
10 Colin Robson	2	1	-	-	3
9 Trey Duffield	3	-	-	-	3
3 Max Johnson	2	-	-	-	2
14 Paul Smith	1	-	1	-	2
15 Luke Smith	1	-	-	-	1
TEAM	74	22	2	0	98

Multiple RBI Games	2	3	4	5+	Total
4 Blaine Brown	4	2	1	1	8
48 Hiram Bocachica Jr.	4	4	-	-	8
28 Landon West	5	1	1	-	7
7 Michael Zito	4	2	-	-	6
2 Cole Green	4	-	1	-	5
6 Treyton Rank	3	1	-	-	4
9 Trey Duffield	2	1	-	-	3
14 Paul Smith	2	-	-	-	2
21 Tobias Motley	2	-	-	-	2
19 Aric Anderson	2	-	-	-	2
27 Barrett Eldridge	1	1	-	-	2
15 Luke Smith	1	-	-	-	1
3 Max Johnson	1	-	-	-	1
24 Jacob Devenny	-	1	-	-	1
TEAM	35	13	3	1	52

Hitting Streaks	Longest	Current
7 Michael Zito	11	-
4 Blaine Brown	9	2
48 Hiram Bocachica Jr.	8	-
6 Treyton Rank	7	1
17 Graiden West	6	1
24 Jacob Devenny	5	-
19 Aric Anderson	5	2
9 Trey Duffield	5	-
28 Landon West	5	2
14 Paul Smith	5	2
21 Tobias Motley	4	-
3 Max Johnson	4	2
10 Colin Robson	4	3
20 Gunnet Carlson	3	-
2 Cole Green	3	-
27 Barrett Eldridge	2	-
15 Luke Smith	2	-
44 Lorenzo Rios	2	-
11 Austin Eppley	1	-

Reached Base Streaks	Longest	Current
28 Landon West	14	4
7 Michael Zito	12	-
48 Hiram Bocachica Jr.	12	4
4 Blaine Brown	10	5
10 Colin Robson	9	4
6 Treyton Rank	8	1
9 Trey Duffield	6	-
17 Graiden West	6	1
3 Max Johnson	5	2
21 Tobias Motley	5	1
24 Jacob Devenny	5	-
19 Aric Anderson	5	3
14 Paul Smith	5	5
2 Cole Green	4	-
11 Austin Eppley	4	1
20 Gunnet Carlson	3	3
44 Lorenzo Rios	2	-
27 Barrett Eldridge	2	-
15 Luke Smith	2	-
16 Garrett Stratton	1	1
23 Javier Vazquez	1	-

TEAM HIGHS

2025 Rice Baseball Season Game Highs for Rice (as of May 12, 2025) (All games)

TEAM GAME HIGHS

Batting

At bats:	41	- (4 times)
Runs scored:	15	- vs USF (Apr 12, 2025)
Hits:	17	- at UAB (Apr 27, 2025)
RBIs:	15	- vs USF (Apr 12, 2025)
Doubles:	7	- at UAB (Apr 27, 2025)
Triples:	1	- (5 times)
Home runs:	4	- at HOUSTON (Apr 08, 2025)
Total bases:	33	- at UAB (Apr 27, 2025)
Walks:	7	- vs Wichita State (May 09, 2025)
Strikeouts:	17	- vs USC (Feb 21, 2025)
	17	- vs TENNESSEE (Mar 01, 2025 at Houston, Texas)
	17	- at Tulane (Apr 05, 2025)
Sac hits:	2	- (5 times)
Sac flies:	2	- vs USC (Feb 21, 2025)
	2	- vs Texas Southern (Mar 26, 2025)
	2	- at Memphis (Apr 18, 2025)
Stolen bases:	8	- vs Houston Christian (Mar 14, 2025)
Hit by pitch:	5	- vs Yale (Mar 07, 2025)
Caught stealing:	2	- vs Yale (Mar 09, 2025)
	2	- vs Incarnate Word (Mar 18, 2025)
	2	- vs USF (Apr 11, 2025)
Runners LOB:	13	- vs LAMAR (Mar 04, 2025)
	13	- vs HOUSTON (Apr 15, 2025)
Hit into DP:	3	- at UAB (Apr 26, 2025)

Fielding

Putouts:	39	- vs Wichita State (May 09, 2025)
Assists:	17	- vs Houston Christian (Mar 14, 2025)
Errors:	6	- vs USF (Apr 11, 2025)
Passed balls:	2	- vs Villanova (Feb 14, 2025 at Ponce, Puerto Rico)
	2	- at Florida Atlantic (Mar 23, 2025)
DPs turned:	3	- (4 times)

Pitching

Innings pitched:	13.0	- vs Wichita State (May 09, 2025)
Runs allowed:	20	- vs UTRGV (Apr 02, 2025)
Earned runs:	20	- vs UTRGV (Apr 02, 2025)
Walks allowed:	15	- vs Villanova (Feb 14, 2025 at Ponce, Puerto Rico)
Strikeouts:	16	- vs Villanova (Feb 14, 2025 at Ponce, Puerto Rico)
Hits allowed:	20	- at Tulane (Apr 05, 2025)
Doubles allowed:	6	- vs UTRGV (Apr 02, 2025)
Triples allowed:	1	- (7 times)
Homers allowed:	5	- vs TEXAS AM (Mar 02, 2025 at Houston, Texas)
Wild pitches:	4	- vs Incarnate Word (Mar 18, 2025)
	4	- at HOUSTON (Apr 08, 2025)
	4	- vs HOUSTON (Apr 15, 2025)
Hit batters:	6	- vs HOUSTON (Mar 05, 2025)

INDIVIDUAL HIGHS

2025 Rice Baseball Season Game Highs for Rice (as of May 14, 2025) (All games)

INDIVIDUAL GAME HIGHS

Batting

At bats:	6	- (5 times)
Runs scored:	4	- Tobias Motley vs Texas Southern (Mar 26, 2025)
	4	- Blaine Brown at Memphis (Apr 17, 2025)
Hits:	4	- Tobias Motley vs ARIZONA (Feb 26, 2025)
	4	- Paul Smith at UAB (Apr 27, 2025)
RBIs:	6	- Blaine Brown vs USF (Apr 12, 2025)
Doubles:	3	- Paul Smith at UAB (Apr 27, 2025)
Triples:	1	- (5 times)
Home runs:	2	- Blaine Brown at UAB (Apr 27, 2025)
Total bases:	9	- Blaine Brown at UAB (Apr 27, 2025)
Walks:	2	- (30 times)
Strikeouts:	4	- (5 times)
Sac hits:	1	- (27 times)
Sac flies:	1	- (18 times)
Stolen bases:	2	- (8 times)
Hit by pitch:	2	- Michael Zito vs Prairie View (May 07, 2025)
Caught stealing:	1	- (14 times)
Runners LOB:	6	- Tobias Motley vs Incarnate Word (Mar 18, 2025)
	6	- Treyton Rank vs Prairie View (May 07, 2025)
	6	- Landon West vs Wichita State (May 09, 2025)

Fielding

Putouts:	17	- Treyton Rank vs Yale (Mar 09, 2025)
Assists:	6	- (4 times)
Errors:	2	- (6 times)
Passed balls:	2	- Landon West at Florida Atlantic (Mar 23, 2025)

Pitching

Innings pitched:	9.0	- Davion Hickson vs Charlotte (May 02, 2025)
Runs allowed:	8	- Reed Gallant vs HOUSTON (Mar 05, 2025)
Earned runs:	8	- Reed Gallant vs HOUSTON (Mar 05, 2025)
Walks allowed:	6	- J.D. McCracken at UAB (Apr 26, 2025)
Strikeouts:	10	- Davion Hickson at UAB (Apr 25, 2025)
Hits allowed:	11	- Tucker Alch at Tulane (Apr 05, 2025)
Doubles allowed:	3	- (6 times)
Triples allowed:	1	- (7 times)
Homers allowed:	4	- Robert Fernandez vs TEXAS AM (Mar 02, 2025 at Houston, Texas)
Wild pitches:	2	- (4 times)
Hit batters:	3	- Reed Gallant vs HOUSTON (Mar 05, 2025)
	3	- Mark Perkins vs HOUSTON (Apr 15, 2025)
	3	- Davion Hickson vs Wichita State (May 09, 2025)

THE LAST TIME...

HITTING

Had 4 hits in a game.....4, Paul Smith at UAB (Apr. 27, 2025)
Had 5 hits in a game.....5, Bradley Gneiting at Charlotte (Apr. 12, 2019)
Had 6 hits in a game.....6, Paul Janish vs. Milwaukee (May 29, 1999)

Hit back-to-back home runs.....Pierce Gallo/Manny Garza (2nd inn.) vs. Florida Atlantic (May 10, 2024)
Hit a home run to lead off a game.....Colin Robson vs. Wichita State (May 9, 2025)
Hit an inside-the-park home run.....Rodrigo Duluc at WKU (May 3, 2019)
Hit a pinch-hit home run.....Tobias Motley vs. USC (Feb. 21, 2025)

Hit a grand slam.....Blaine Brown vs. South Florida (Apr. 12, 2025)
Hit 2 grand slams in a game.....
Hit 2 grand slams in a season.....2, Trei Cruz vs. Rhode Island, at Charlotte (2019)

Hit 2 home runs in an inning.....Eric Arnold vs. TCU (Apr. 1, 2000)
Hit 2 or more home runs in a game.....Blaine Brown at UAB (Apr. 27, 2025)
Hit 3 or more home runs in a game.....Anthony Rendon vs. Rider (June 5, 2010)
Hit 4 or more home runs in a game.....Bubba Crosby at New Mexico (Apr. 11, 1998)

Homered in back-to-back games.....Treyton Rank vs. Prairie View A&M/vs. Wichita State (May, 2025)
Homered in 3 straight games.....3, Jack Riedel (Feb. 17-23, 2024)
Homered in 4 straight games.....
Homered in 5 straight games.....7, Bubba Crosby (Apr. 7-17, 1998)
Homered in 6 straight games.....7, Bubba Crosby (Apr. 7-17, 1998)
Homered in 7 straight games.....7, Bubba Crosby (Apr. 7-17, 1998)

Hit a walk-off home run.....Treyton Rank vs. Wichita State (13th inn., 1R) (May 9, 2025)
Hit a walk-off grand slam.....Blaine Brown vs. South Florida (7th inn.) (Apr. 12, 2025)
Hit an extra inning home run.....Treyton Rank vs. Wichita State (13th inn., 1R) (May 9, 2025)
Hit for the cycle.....Lance Berkman vs. Texas A&M (Mar. 19, 1995)

Had a 15-game hitting streak.....15 games, Braden Comeaux (Feb. 23 - Mar. 17, 2018)
Had a 20-game hitting streak.....20 games, Charlie Warren (Mar. 1 - Apr. 4, 2015)
Had a 25-game hitting streak.....
Had a 30-game hitting streak.....30 games, Bubba Crosby (1998)

Scored 5 or more runs in a game.....6, Andrew Dunlap at UAB (May 19, 2017)
Scored 6 or more runs in a game.....6, Andrew Dunlap at UAB (May 19, 2017)

Hit 3 or more doubles in a game.....3, Paul Smith at UAB (Apr. 27, 2025)
Hit 2 or more triples in a game.....2, Trei Cruz vs. Rhode Island (Feb. 17, 2019)

Had 6 or more RBI in a game.....6, Blaine Brown vs. South Florida (Apr. 12, 2025)
Had 7 or more RBI in a game.....7, Dominic Cox at Old Dominion (Mar. 30, 2010-Gm. 1)
Had 8 or more RBI in a game.....9, Trei Cruz vs. Rhode Island (Feb. 17, 2019)
Had 9 or more RBI in a game.....9, Trei Cruz vs. Rhode Island (Feb. 17, 2019)
Had 10 or more RBI in a game.....10, Jose Cruz, Jr. vs. Southwest Texas State (Feb. 9, 1995)

Had 4 or more walks in a game.....4, Paul Smith vs. Louisiana (Feb. 18, 2023)
Had 5 or more walks in a game.....5, Jose Cruz, Jr. vs. Texas Southern (Feb. 22, 1995)

Had 3 or more stolen bases.....3, Connor Walsh vs. Houston Christian (Mar. 10, 2023)
Had 4 or more stolen bases.....4, Jose Cruz, Jr. vs. Texas Tech (May 12, 1994)

Hit by Pitch 2 times.....2, Michael Zito vs. Prairie View A&M (May 7, 2025)
Hit by Pitch 3 times.....3, Jacob Devenney at Charlotte (May 3, 2024)

PITCHING

Threw a 7-inning no-hitter.....Allan Ramirez vs. SMU (Feb. 28, 1976)
Threw a 9-inning no-hitter.....Jeff Nichols vs. Hawaii, 5-0 (Mar. 14, 1998-Gm. 2)

Struck out 5 consecutive hitters.....6, Roel Garcia vs. #15 Texas Tech (Mar. 12, 2022)
Struck out 6 consecutive hitters.....6, Roel Garcia vs. #15 Texas Tech (Mar. 12, 2022)

Struck out 10 or more batters.....10, Davion Hickson at UAB (Apr. 25, 2025)
Struck out 11 or more batters.....11, JD McCracken at Louisiana (Feb. 24, 2024)
Struck out 12 or more batters.....13, Evan Kravitz vs. Middle Tennessee (Apr. 19, 2019)
Struck out 13 or more batters.....13, Evan Kravitz vs. Middle Tennessee (Apr. 19, 2019)
Struck out 14 or more batters.....14, Jon Duplantier vs. UCF (Mar. 4, 2016)
Struck out 15 or more batters.....16, Eddie Degerman at Louisiana Tech (Apr. 9, 2005)
Struck out 16 or more batters.....16, Eddie Degerman at Louisiana Tech (Apr. 9, 2005)
Struck out 17 or more batters.....17, Philip Humber vs. Hawaii (Mar. 20, 2004)

Pitched a 5-inning complete game.....Alex DeLeon vs. #18 Charlotte (May 16, 2021)
Pitched a 7-inning complete game.....JD McCracken at HCU (Mar. 15, 2025)
Pitched a 7-inning complete game shutout.....Blake Brogdon at UAB (May 8, 2021)
Pitched a 9-inning complete game.....Davion Hickson vs. Charlotte (May 2, 2025)
Pitched a 9-inning complete game shutout.....Davion Hickson vs. Charlotte (May 2, 2025)

THE LAST TIME...

Won 5 or more consecutive games	5 (Apr. 19-28, 2024)
Won 10 or more consecutive games	11 (May 12-June 2, 2013)
Won 15 or more consecutive games	20 (Apr. 14-May 26, 2007)
Won 20 or more consecutive games	20 (Apr. 14-May 26, 2007)
Won 25 or more consecutive games	30 (Feb. 18-Apr. 9, 2003)
Won 30 or more consecutive games	30 (Feb. 18-Apr. 9, 2003)

Shoutout an opponent	2-0 vs. Charlotte (May 2, 2025)
Shutout an opponent on Opening Day	5-0 vs. Central Missouri State (Feb. 3, 2007)
Shutout an AAC opponent	2-0 vs. Charlotte (May 2, 2025)
Shutout an opponent on the road	10-0 at FIU (May 20, 2022)
Shutout a C-USA/AAC opponent on the road	10-0 at FIU (May 20, 2022)
Shutout back-to-back opponents	vs. FIU, 2-0, 3-0 (May 6-7, 2016)

Was shutout	3-0 at UAB (Apr. 25, 2025)
Was shutout on Opening Day	7-0 at #1 Texas (Feb. 18, 2022)
Was shutout by a C-USA/AAC opponent	3-0 at UAB (Apr. 25, 2025)

Run-ruled an opponent	12-1 (7 inn.) vs. Prairie View A&M (May 7, 2025)
Run-ruled an opponent on the road	11-1 (7 inn.) at Houston (Apr. 21, 2013)
Run-ruled an AAC opponent	15-3 (7 inn.) vs. South Florida (Apr. 12, 2025)
Run-ruled a C-USA/AAC opponent on the road	11-1 (7 inn.) at Houston (Apr. 2013)
Was run-ruled	18-7 (8 inn.) vs. Wichita State (May 11, 2025)
Was run-ruled by an AAC opponent	18-7 (8 inn.) vs. Wichita State (May 11, 2025)

Swept a doubleheader	at Old Dominion, W 14-12, 11-2 (Mar. 30, 2019)
Was swept in a doubleheader	at Tulane, L 10-3, 6-5 (Apr. 5, 2024)

Won in extra innings	4-3 (13 inn.) vs. Wichita State (May 9, 2025)
Won in extra innings vs. an AAC opponent	4-3 (13 inn.) vs. Wichita State (May 9, 2025)
Lost in extra innings	5-3 (11 inn.) vs. East Carolina (Mar. 29, 2025)
Lost in extra innings vs. an AAC opponent	5-3 (11 inn.) vs. East Carolina (Mar. 29, 2025)
Played to a tie	9-9 (12 inn.) at Middle Tennessee (Apr. 3, 2021)

Swept a 3-game series	at South Florida (Apr. 19-21, 2024)
Swept a 3-game road series	at South Florida (Apr. 19-21, 2024)
Swept an AAC series	at South Florida (Apr. 19-21, 2024)
Swept an AAC road series	at South Florida (Apr. 19-21, 2024)

Was swept in a 3-game series	at Tulane (Apr. 4-5, 2025)
Was swept in a 3-game road series	at Tulane (Apr. 4-5, 2025)
Was swept in an AAC series	at Tulane (Apr. 4-5, 2025)
Was swept in an AAC road series	at Tulane (Apr. 4-5, 2025)

Won a 3-game series	vs. Wichita State, 2-1 (May 9, 2025)
Won a 3-game road series	at Memphis, 2-1 (Apr. 17-19, 2025)
Won an AAC series	vs. Wichita State, 2-1 (May 9, 2025)
Won an AAC road series	at Memphis, 2-1 (Apr. 17-19, 2025)

Lost a 3-game series	at UAB, 2-1 (Apr. 25-27, 2025)
Lost a 3-game road series	at UAB, 2-1 (Apr. 25-27, 2025)
Lost an AAC series	at UAB, 2-1 (Apr. 25-27, 2025)
Lost an AAC road series	at UAB, 2-1 (Apr. 25-27, 2025)

Defeated a Top 25 team	3-2 vs. #24 Texas Tech (Mar. 3, 2023)
Defeated a Top 25 team on the road	11-2 (7 inn.) at #22 Old Dominion (Apr. 17, 2021)
Defeated a Top 10 team	7-3 vs. #7 TCU (Mar. 13, 2018)
Defeated a Top 10 team on the road	10-6 at #5 LSU (June 6, 2016)
Defeated a Top 5 team	10-6 at #5 LSU (June 6, 2016)
Defeated a Top 5 team on the road	10-6 at #5 LSU (June 6, 2016)
Defeated a #1 ranked team	6-3 vs. #1 Texas (Mar. 17, 2009)
Defeated a #1 ranked team on the road	9-5 at #1 Tulane (June 11, 2005)

Won a series vs. a Top 25 ranked team	#18 Louisiana Tech, 3-0 (Apr. 26-28, 2019)
Won a series vs. a Top 10 ranked team	#7 Stanford, 2-1 (Feb. 15-17, 2013)
Swept a Top 25 ranked team	#18 Louisiana Tech, 3-0 (Apr. 26-28, 2019)

Scored 20-25 runs in a game	25 vs. Prairie View A&M (Feb. 27, 2019)
Scored 26-30 runs in a game	26 vs. UAB (May 19, 2017)
Scored 30-35 runs in a game	35 vs. McNeese State (Feb. 14, 1997)
Scored 36-40 runs in a game	37 vs. Cincinnati (Feb. 21, 1997)

Scored 5 or more runs in the first inning	7 vs. Prairie View A&M (May 7, 2025)
Scored 10 or more runs in an inning	10 (3rd inn.) vs. WKU (Apr. 30, 2022)
Scored 11 or more runs in an inning	11 (5th inn.) vs. Houston Baptist (Apr. 5, 2022)
Scored 12 or more runs in an inning	13 (7th inn.) vs. Prairie View A&M (Feb. 27, 2019)
Scored 13 or more runs in an inning	13 (7th inn.) vs. Prairie View A&M (Feb. 27, 2019)

Hit 4 or more home runs in a game	4 at Houston (Apr. 8, 2025)
Hit 5 or more home runs in a game	7 vs. UAB (May 19, 2017)
Hit 6 or more home runs in a game	7 vs. UAB (May 19, 2017)
Hit 7 or more home runs in a game	7 vs. UAB (May 19, 2017)
Hit 8 or more home runs in a game	10 vs. New Mexico (Apr. 11, 1998)
Hit 9 or more home runs in a game	10 vs. New Mexico (Apr. 11, 1998)
Hit 10 or more home runs in a game	10 vs. New Mexico (Apr. 11, 1998)
Hit 2 grand slams in a game	Guy Garibay, Jr./Nathan Becker vs. Stephen F. Austin (Mar. 15, 2022)
Hit 2 grand slams in an inning	Justin Collins/Andrew Dunlap (2nd inn.) at Charlotte (Apr. 12, 2019)

Had 5 or more doubles in a game	7 at UAB (Apr. 27, 2025)
Had 6 or more doubles in a game	7 at UAB (Apr. 27, 2025)
Had 7 or more doubles in a game	7 at UAB (Apr. 27, 2025)
Had 8 or more doubles in a game	8 at Louisiana Tech (May 8, 2013)
Had 9 or more doubles in a game	11 at Memphis (Apr. 15, 2006)

Had 3 or more triples in a game	3 vs. Lamar (May 4, 2016)
Had 5 or more triples in a game	5 vs. McNeese State (Feb. 14, 1997)

Overcame a 4 run deficit to win	4 vs. Texas Southern, trailed 4-0, won 16-5 (May 14, 2024)
Overcame a 5 run deficit to win	5 vs. Louisiana, trailed 5-0, won 12-8 (Feb. 19, 2023)

Won after trailing after 7 inn.	vs. UAB, trailed 1-0, won 4-3, 15 inn. (Apr. 13, 2024)
Won after trailing after 8 inn.	vs. Houston, trailed 4-3, won 5-4 in 12 inn. (May 17, 2022)

Homered in 5 or more consecutive games	5 games (Apr. 5-12, 2025)
Homered in 6 or more consecutive games	6 games (May 14-21, 2022)
Homered in 7 or more consecutive games	8 games (June 5, 2011-Feb. 26, 2012)
Homered in 8 or more consecutive games	8 games (June 5, 2011-Feb. 26, 2012)
Homered in 10 or more consecutive games	15 games (Apr. 23-May 22, 2010)
Homered in 15 or more consecutive games	15 games (Apr. 23-May 22, 2010)

Had 15 or more hits in a game	17 at UAB (Apr. 27, 2025)
Had 20 or more hits in a game	25 vs. Prairie View A&M (Feb. 27, 2019)
Had 25 or more hits in a game	25 vs. Prairie View A&M (Feb. 27, 2019)
Had 30 or more hits in a game	33 vs. Milwaukee (May 29, 1999)

Stole 5 or more bases in a game	8 vs. HCU (Mar. 14, 2025)
Stole 6 or more bases in a game	8 vs. HCU (Mar. 14, 2025)
Stole 7 or more bases in a game	8 vs. HCU (Mar. 14, 2025)
Stole 8 or more bases in a game	8 vs. HCU (Mar. 14, 2025)

Did not strike out in a game	at FIU (May 6, 2016)
Did not strike out an opposing batter in a game	vs. Florida Atlantic (May 27, 2017)
Struck out 15 or more batters in a game	17 at Charlotte (May 5, 2024)
Struck out 16 or more batters in a game	17 at Charlotte (May 5, 2024)
Struck out 17 or more batters in a game	17 at Charlotte (May 5, 2024)
Struck out 18 or more batters in a game	19 vs. UAB, 15 inn. (Apr. 13, 2024)
Struck out 19 or more batters in a game	19 vs. UAB, 15 inn. (Apr. 13, 2024)
Struck out 20 or more batters in a game	23 at Hawaii (Feb. 22, 2013)

Threw a one-hitter	Davion Hickson vs. Charlotte (May 2, 2025)
Combined on a one-hitter	Matt Canterino/Jackson Parthasarthy vs. WKU (Mar. 23, 2018)
Combined on a two-hitter	3 pitchers vs. Memphis (Apr. 7, 2024)

SEASON/CAREER HIGHS...BATTING

2 • Cole Green • INF • Indian Trail, N.C.

Season Highs

At Bats: 5, 3x, last vs. Wichita State (5/9/25)
Hits: 2, 5x, last vs. Wichita State (5/9/25)
Runs Scored: 2, 3x, last vs. Prairie View A&M (5/7/25)
RBIs: 4 vs. Charlotte (5/3/25)
Stolen Bases: 2 vs. HCU (3/14/25)
Doubles: 1, 3x, last vs. Prairie View A&M (5/7/25)
Triples:
Home Runs: 1, 4x, last vs. Wichita State (5/9/25)
Walks: 2 vs. Lamar (3/4/25)

Career Highs

5, 3x, last vs. Wichita State (5/9/25)
2, 5x, last vs. Wichita State (5/9/25)
2, 3x, last vs. Prairie View A&M (5/7/25)
4 vs. Charlotte (5/3/25)
2 vs. HCU (3/14/25)
1, 3x, last vs. Prairie View A&M (5/7/25)

1, 4x, last vs. Wichita State (5/9/25)
2 vs. Lamar (3/4/25)

3 • Max Johnson • INF • Mason, Ohio

Season Highs

At Bats: 5 vs. East Carolina (3/29/25)
Hits: 2, 2x, last at UAB (4/27/25)
Runs Scored: 2, 3x, last at UAB (4/27/25)
RBIs: 2 vs. HCU (3/16/25)
Stolen Bases: 1 vs. Yale (3/8/25)
Doubles: 1, 3x, last at UAB (4/27/25)
Triples:
Home Runs: 1, 3x, last at UAB (4/27/25)
Walks: 2, 2x, last at Sam Houston (4/1/25)

Career Highs

5, 6x, last vs. East Carolina (3/29/25)
3 vs. Prairie View A&M (5/16/23)
4 vs. Houston (5/10/23)
3, 2x, last vs. Prairie View A&M (5/16/23)
1, 6x, last vs. Yale (3/8/25)
1, 6x, last at UAB (4/27/25)

1, 3x, last at UAB (4/27/25)
3, 2x, last at UAB (3/19/23)

4 • Blaine Brown • OF/LHP • Pearland Texas

Season Highs

At Bats: 6 at UAB (4/27/25)
Hits: 3, 7x, last vs. Wichita State (5/11/25)
Runs Scored: 4 at Memphis (4/17/25)
RBIs: 6 vs. South Florida (4/12/25)
Stolen Bases: 1, 4x, last at Memphis (4/17/25)
Doubles: 1, 12x, last vs. Charlotte (5/2/25)
Triples:
Home Runs: 2 at UAB (4/27/25)
Walks: 2, 4x, last vs. Prairie View A&M (5/7/25)

Career Highs

6 at UAB (4/27/25)
3, 7x, last vs. Wichita State (5/11/25)
4 at Memphis (4/17/25)
6 vs. South Florida (4/12/25)
1, 4x, last at Memphis (4/17/25)
1, 12x, last vs. Charlotte (5/2/25)

2 at UAB (4/27/25)
2, 4x, last vs. Prairie View A&M (5/7/25)

6 • Treyton Rank • INF/OF • Monticello, Fla.

Season Highs

At Bats: 5, 8x, last vs. Wichita State (5/9/25)
Hits: 3, 3x, last at Memphis (4/17/25)
Runs Scored: 2, 4x, last vs. Prairie View A&M (5/7/25)
RBIs: 3 vs. Prairie View A&M (5/7/25)
Stolen Bases: 1, 2x, last at Florida Atlantic (3/22/25)
Doubles: 2 at Memphis (4/17/25)
Triples: 1 at Memphis (4/17/25)
Home Runs: 1, 4x, last vs. Wichita State (5/9/25)
Walks: 2 at Memphis (4/18/25)

Career Highs

7 vs. UAB (4/13/24)
4, 2x, last at South Florida (4/20/24)
2, 18x, last vs. Prairie View A&M (5/7/25)
4, 5x, last at South Florida (4/20/24)
2, 2x, last vs. UAB (5/22/24)
2 at Memphis (4/17/25)
1, 6x, last at Memphis (4/17/25)
1, 7x, last vs. Wichita State (5/9/25)
2, 7x, last at Memphis (4/18/25)

7 • Michael Zito • INF • Milton, Ga.

Season Highs

At Bats: 6, 2x, last at UAB (4/27/25)
Hits: 3, 3x, last vs. Yale (3/8/25)
Runs Scored: 2, 7x, last vs. Wichita State (5/10/25)
RBIs: 3, 2x, last vs. Wichita State (5/10/25)
Stolen Bases: 2 vs. HCU (3/16/25)
Doubles: 1, 6x, last at Memphis (4/18/25)
Triples: 1 at Memphis (4/19/25)
Home Runs: 1, 3x, last vs. Wichita State (5/10/25)
Walks: 2, 3x, last vs. Prairie View A&M (5/7/25)

Career Highs

6, 2x, last at UAB (4/27/25)
3, 3x, last vs. Yale (3/8/25)
2, 7x, last vs. Wichita State (5/10/25)
3, 2x, last vs. Wichita State (5/10/25)
2 vs. HCU (3/16/25)
1, 6x, last at Memphis (4/18/25)
1 at Memphis (4/19/25)
1, 3x, last vs. Wichita State (5/10/25)
2, 3x, last vs. Prairie View A&M (5/7/25)

9 • Trey Duffield • OF • Houston, Texas

Season Highs

At Bats: 5, 2x, last vs. HCU (3/14/25)
Hits: 2, 3x, last at HCU (3/15/25)
Runs Scored: 1, 7x, last at UAB (4/26/25)
RBIs: 3 at HCU (3/15/25)
Stolen Bases: 1, 2x, last vs. HCU (3/14/25)
Doubles: 1, 8x, last at Memphis (4/18/25)
Triples: 1 at Lamar (3/25/25)
Home Runs: 1, 2x, last vs. HCU (3/16/25)
Walks: 2, 3x, last at Florida Atlantic (3/21/25)

Career Highs

5, 3x, last vs. HCU (3/14/25)
3, 2x, last at South Florida (4/21/24)
2, 4x, last at South Florida (4/21/24)
4, 2x, last at South Florida (4/21/24)
1, 5x, last vs. HCU (3/14/25)
1, 11x, last at Memphis (4/18/25)
1 at Lamar (3/25/25)
1, 6x, last vs. HCU (3/16/25)
3 vs. UAB (4/13/24)

10 • Colin Robson • OF • Southlake, Texas

Season Highs

At Bats: 5, 4x, last vs. Wichita State (5/9/25)
Hits: 3 at UAB (4/27/25)
Runs Scored: 3 at UAB (4/27/25)
RBIs: 1, 7x, last vs. Wichita State (5/11/25)
Stolen Bases: 2 at Memphis (4/19/25)
Doubles: 2 at UAB (4/27/25)
Triples:
Home Runs: 1 vs. Wichita State (5/9/25)
Walks: 2, 2x, last at UAB (4/27/25)

Career Highs

5, 4x, last vs. Wichita State (5/9/25)
3 at UAB (4/27/25)
3 at UAB (4/27/25)
1, 7x, last vs. Wichita State (5/11/25)
2 at Memphis (4/19/25)
2 at UAB (4/27/25)

1 vs. Wichita State (5/9/25)
2, 2x, last at UAB (4/27/25)

11 • Austin Eppley • RHP/UT • Jacksonville, Fla.

Season Highs

At Bats: 4, 2x, last vs. Tennessee (3/1/25)
Hits: 1, 3x, last vs. Houston (3/5/25)
Runs Scored: 1, 5x, last vs. Texas A&M-Corpus Christi (3/10/25)
RBIs: 1 vs. Tennessee (3/1/25)
Stolen Bases:
Doubles: 1 vs. Tennessee (3/1/25)
Triples:
Home Runs:
Walks: 2, 2x, last vs. Yale (3/7/25)

Career Highs

4, 2x, last vs. Tennessee (3/1/25)
1, 3x, last vs. Houston (3/5/25)
1, 5x, last vs. Texas A&M-Corpus Christi (3/10/25)
1 vs. Tennessee (3/1/25)

1 vs. Tennessee (3/1/25)

2, 2x, last vs. Yale (3/7/25)

14 • Paul Smith • C • Houston, Texas

Season Highs

At Bats: 4, 6x, last vs. Wichita State (5/11/25)
Hits: 4 at UAB (4/27/25)
Runs Scored: 1, 7x, last vs. Wichita State (5/11/25)
RBIs: 2, 2x, last vs. Prairie View A&M (5/7/25)
Stolen Bases:
Doubles: 3 at UAB (4/27/25)
Triples:
Home Runs: 1 vs. Charlotte (5/2/25)
Walks: 2, 2x, last vs. Wichita State (5/10/25)

Career Highs

5, 3x, last at Middle Tennessee (4/23/23)
4 at UAB (4/27/25)
3 vs. UTSA (3/25/23)
3 vs. UTSA (3/25/23)
1, 2x, last at Middle Tennessee (4/22/23)
3 at UAB (4/27/25)

1, 2x, last vs. Charlotte (5/2/25)
4 vs. Louisiana (2/18/23)

15 • Luke Smith • INF • Corpus Christi, Texas

Season Highs

At Bats: 5 vs. Michigan (2/15/25)
Hits: 2 vs. Villanova (2/14/25)
Runs Scored: 2 vs. Villanova (2/14/25)
RBIs: 2 vs. Villanova (2/14/25)
Stolen Bases:
Doubles: 1 vs. Villanova (2/14/25)
Triples:
Home Runs:
Walks: 1 vs. Villanova (2/14/25)

Career Highs

5 vs. Michigan (2/15/25)
2 vs. Villanova (2/14/25)
2 vs. Villanova (2/14/25)
2 vs. Villanova (2/14/25)

1 vs. Villanova (2/14/25)

1 vs. Villanova (2/14/25)

SEASON/CAREER HIGHS...BATTING

17 • Graiden West • INF • Katy, Texas

Season Highs

At Bats: 5, 2x, last at Memphis (4/18/25)

Hits: 3 vs. Yale (3/8/25)

Runs Scored: 3 vs. Yale (3/8/25)

RBIs: 1, 5x, last vs. South Florida (4/13/25)

Stolen Bases: 1 vs. Yale (3/8/25)

Doubles: 1, 2x, last vs. South Florida (4/12/25)

Triples:

Home Runs: 1 vs. Yale (3/8/25)

Walks: 1, 4x, last at UAB (4/26/25)

Career Highs

5, 2x, last at Memphis (4/18/25)

3 vs. Yale (3/8/25)

3 vs. Yale (3/8/25)

1, 6x, last vs. South Florida (4/13/25)

1 vs. Yale (3/8/25)

1, 2x, last vs. South Florida (4/12/25)

1 vs. Yale (3/8/25)

1, 6x, last at UAB (4/26/25)

19 • Aric Anderson • C • Las Vegas, Nev.

Season Highs

At Bats: 5 vs. East Carolina (3/29/25)

Hits: 2, 5x, last vs. South Florida (4/13/25)

Runs Scored: 2 vs. South Florida (4/12/25)

RBIs: 2, 2x, last vs. Wichita State (5/10/25)

Stolen Bases:

Doubles: 1, 3x, last vs. Wichita State (5/10/25)

Triples:

Home Runs: 1, 2x, last at Houston (4/8/25)

Walks:

Career Highs

5 vs. East Carolina (3/29/25)

3 vs. Texas Southern (5/14/24)

2, 2x, last vs. South Florida (4/12/25)

2, 3x, last vs. Wichita State (5/10/25)

2 vs. Texas Southern (5/14/24)

1, 4x, last vs. Wichita State (5/10/25)

1, 3x, last at Houston (4/8/25)

1, 4x, last vs. Texas Southern (5/14/24)

20 • Gunnnett Carlson • INF • Tampa, Fla.

Season Highs

At Bats: 5 vs. Villanova (2/14/25)

Hits: 1, 6x, last vs. Tennessee (3/1/25)

Runs Scored: 1, 4x, last vs. Texas A&M-Corpus Christi (3/10/25)

RBIs: 1, 4x, last vs. Arizona (2/26/25)

Stolen Bases: 1 vs. Yale (3/7/25)

Doubles: 1 vs. Michigan (2/15/25)

Triples:

Home Runs: 1 vs. USC (2/21/25)

Walks: 1, 6x, last vs. Texas A&M-Corpus Christi (3/10/25)

Career Highs

5 vs. Villanova (2/14/25)

1, 8x, last vs. Tennessee (3/1/25)

1, 4x, last vs. Texas A&M-Corpus Christi (3/10/25)

1, 5x, last vs. Arizona (2/26/25)

1 vs. Yale (3/7/25)

1 vs. Michigan (2/15/25)

1 vs. USC (2/21/25)

1, 9x, last vs. Texas A&M-Corpus Christi (3/10/25)

21 • Tobias Motley • INF • Houston, Texas

Season Highs

At Bats: 5, 6x, last at Sam Houston (4/1/25)

Hits: 4 vs. Arizona (2/26/25)

Runs Scored: 4 vs. Texas Southern (3/26/25)

RBIs: 2, 2x, last at HCU (3/15/25)

Stolen Bases: 2, 2x, last vs. HCU (3/14/25)

Doubles: 1 vs. Texas Southern (3/26/25)

Triples: 1 at Sam Houston (4/1/25)

Home Runs: 1, 3x, last vs. East Carolina (3/30/25)

Walks: 1, 6x, last vs. Wichita State (5/11/25)

Career Highs

6, 2x, last vs. UAB (4/13/24)

4 vs. Arizona (2/26/25)

4 vs. Texas Southern (3/26/25)

2, 4x, last at HCU (3/15/25)

2, 3x, last vs. HCU (3/14/25)

1, 7x, last vs. Texas Southern (3/26/25)

1, 2x, last at Sam Houston (4/1/25)

1, 6x, last vs. East Carolina (3/30/25)

2 vs. UAB (4/13/24)

23 • Javier Vazquez • INF • Ponce, Puerto Rico

Season Highs

At Bats: 4 vs. Virginia (2/16/25)

Hits:

Runs Scored:

RBIs:

Stolen Bases:

Doubles:

Triples:

Home Runs:

Walks: 1 vs. Tennessee (3/1/25)

Career Highs

4 vs. Virginia (2/16/25)

1 vs. Tennessee (3/1/25)

24 • Jacob Devenny • OF • Prosper, Texas

Season Highs

At Bats: 4, 5x, last at Memphis (4/17/25)

Hits: 2, 4x, last at Tulane (4/5/25)

Runs Scored: 1, 10x, last vs. Houston (4/15/25)

RBIs: 3 vs. East Carolina (3/30/25)

Stolen Bases:

Doubles: 1, 4x, last vs. Houston (4/15/25)

Triples:

Home Runs: 1, 2x, last vs. East Carolina (3/30/25)

Walks:

Career Highs

6, 3x, last at Lamar (5/1/24)

3, 2x, last vs. UTSA (4/26/24)

2, 8x, last vs. UAB (5/22/24)

3 vs. East Carolina (3/30/25)

1, 8x, last vs. UAB (5/22/24)

1, 13x, last vs. Houston (4/15/25)

1, 3x, last vs. East Carolina (3/30/25)

3 vs. Houston Christian (3/15/24)

27 • Barrett Eldridge • INF • Atlanta, Ga.

Season Highs

At Bats: 5, 4x, last vs. HCU (3/14/25)

Hits: 2, 4x, last vs. Yale (3/8/25)

Runs Scored: 2 vs. Arizona (2/26/25)

RBIs: 3 vs. Arizona (2/26/25)

Stolen Bases:

Doubles: 1, 3x, last vs. Lamar (3/4/25)

Triples:

Home Runs: 1 vs. Arizona (2/26/25)

Walks: 1 vs. Texas Southern (3/26/25)

Career Highs

5, 4x, last vs. HCU (3/14/25)

2, 4x, last vs. Yale (3/8/25)

2 vs. Arizona (2/26/25)

3 vs. Arizona (2/26/25)

1, 3x, last vs. Lamar (3/4/25)

1 vs. Arizona (2/26/25)

1 vs. Texas Southern (3/26/25)

28 • Landon West • C • Katy, Texas

Season Highs

At Bats: 5, 5x, last vs. Wichita State (5/10/25)

Hits: 3, 2x, last vs. East Carolina (3/30/25)

Runs Scored: 3 vs. Sam Houston (2/19/25)

RBIs: 4 at Memphis (4/17/25)

Stolen Bases:

Doubles: 1, 8x, last at Memphis (4/17/25)

Triples: 1 vs. Mississippi St. (2/28/25)

Home Runs: 1, 3x, last vs. Charlotte (5/3/25)

Walks: 2, 4x, last at UAB (4/26/25)

Career Highs

5, 5x, last vs. Wichita State (5/10/25)

3, 2x, last vs. East Carolina (3/30/25)

3 vs. Sam Houston (2/19/25)

4 at Memphis (4/17/25)

1, 8x, last at Memphis (4/17/25)

1 vs. Mississippi St. (2/28/25)

1, 3x, last vs. Charlotte (5/3/25)

2, 4x, last at UAB (4/26/25)

44 • Lorenzo Rios • C • Yorkville, Ill.

Season Highs

At Bats: 4 vs. Michigan (2/15/25)

Hits: 1, 5x, last vs. Houston (4/15/25)

Runs Scored:

RBIs:

Stolen Bases:

Doubles: 1 at Tulane (4/5/25)

Triples:

Home Runs:

Walks: 1, 2x, last vs. Incarnate Word (3/18/25)

Career Highs

5 at Winthrop (4/15/23)

3 vs. Georgia State (3/4/23)

2, 4x, last vs. Milwaukee (5/8/24)

4 vs. Maryland (4/13/24)

2 vs. Maryland (4/13/24)

1 vs. Milwaukee (5/8/24)

1, 2x, last vs. Valparaiso (5/14/24)

3, 2x, last at Bethune-Cookman (3/2/24)

48 • Hiram Bocachica, Jr. • INF • Bayamon, Puerto Rico

Season Highs

At Bats: 6, 2x, last at Memphis (4/18/25)

Hits: 3, 3x, last at Memphis (4/18/25)

Runs Scored: 3, 2x, last at Memphis (4/18/25)

RBIs: 3, 4x, last vs. Prairie View A&M (5/7/25)

Stolen Bases: 2, 2x, last vs. Houston (4/15/25)

Doubles: 1, 5x, last at Memphis (4/19/25)

Triples:

Home Runs: 1, 4x, last vs. Prairie View A&M (5/7/25)

Walks: 2, 6x, last vs. Wichita State (5/10/25)

Career Highs

6, 2x, last at Memphis (4/18/25)

3, 3x, last at Memphis (4/18/25)

3, 2x, last at Memphis (4/18/25)

3, 4x, last vs. Prairie View A&M (5/7/25)

2, 2x, last vs. Houston (4/15/25)

1, 5x, last at Memphis (4/19/25)

1, 4x, last vs. Prairie View A&M (5/7/25)

2, 6x, last vs. Wichita State (5/10/25)

SEASON/CAREER HIGHS...PITCHING

1 • Maddox Keo • LHP • Willis, Texas

Season Highs

Innings Pitched: 2.0, 2x, last vs. Houston (4/15/25)
Pitches: 44 vs. Arizona (2/26/25)
Runs Allowed: 5 vs. Wichita State (5/11/25)
Earned Runs: 5 vs. Wichita State (5/11/25)
Strikeouts: 2, 2x, last vs. Prairie View A&M (5/7/25)
Hits Allowed: 4 vs. Arizona (2/26/25)
Walks Allowed: 3, 2x, last vs. Wichita State (5/11/25)

Career Highs

2.0, 2x, last vs. Houston (4/15/25)
44 vs. Arizona (2/26/25)
5 vs. Wichita State (5/11/25)
5 vs. Wichita State (5/11/25)
2, 2x, last vs. Prairie View A&M (5/7/25)
4 vs. Arizona (2/26/25)
3, 2x, last vs. Wichita State (5/11/25)

4 • Blaine Brown • OF/LHP • Pearland Texas

Season Highs

Innings Pitched: 1.0, 2x, last vs. Sam Houston (2/19/25)
Pitches: 30 vs. Tennessee (3/1/25)
Runs Allowed: 4 vs. Charlotte (5/4/25)
Earned Runs: 4 vs. Charlotte (5/4/25)
Strikeouts: 4 vs. Sam Houston (2/19/25)
Hits Allowed: 3 vs. Texas A&M-Corpus Christi (3/10/25)
Walks Allowed: 4 vs. Tennessee (3/1/25)

Career Highs

1.0, 2x, last vs. Sam Houston (2/19/25)
30 vs. Tennessee (3/1/25)
4 vs. Charlotte (5/4/25)
4 vs. Charlotte (5/4/25)
4 vs. Sam Houston (2/19/25)
3 vs. Texas A&M-Corpus Christi (3/10/25)
4 vs. Tennessee (3/1/25)

11 • Austin Eppley • RHP/UT • Jacksonville, Fla.

Season Highs

Innings Pitched: 1.2 vs. Virginia (2/16/25)
Pitches: 39 vs. Virginia (2/16/25)
Runs Allowed: 3 vs. Virginia (2/16/25)
Earned Runs: 2 vs. Virginia (2/16/25)
Strikeouts: 2, 2x, last vs. Houston (4/15/25)
Hits Allowed: 4 vs. Virginia (2/16/25)
Walks Allowed: 2, 2x, last vs. Wichita State (5/9/25)

Career Highs

1.2 vs. Virginia (2/16/25)
39 vs. Virginia (2/16/25)
3 vs. Virginia (2/16/25)
2 vs. Virginia (2/16/25)
2, 2x, last vs. Houston (4/15/25)
4 vs. Virginia (2/16/25)
2, 2x, last vs. Wichita State (5/9/25)

12 • Jack Ben-Shoshan • RHP • Houston, Texas

Season Highs

Innings Pitched: 5.0, 2x, last at UAB (4/27/25)
Pitches: 89 at UAB (4/27/25)
Runs Allowed: 5, 2x, last at UAB (4/27/25)
Earned Runs: 5, 2x, last at UAB (4/27/25)
Strikeouts: 9 at Sam Houston (4/1/25)
Hits Allowed: 8 at UAB (4/27/25)
Walks Allowed: 4 at Sam Houston (4/1/25)

Career Highs

5, 2x, last at UAB (4/27/25)
89 at UAB (4/27/25)
5, 2x, last at UAB (4/27/25)
5, 2x, last at UAB (4/27/25)
9 at Sam Houston (4/1/25)
8 at UAB (4/27/25)
4 at Sam Houston (4/1/25)

13 • Reed Gallant • RHP • Flower Mound, Texas

Season Highs

Innings Pitched: 7.0 vs. HCU (3/16/25)
Pitches: 75 vs. Texas Southern (3/26/25)
Runs Allowed: 8 vs. Houston (3/5/25)
Earned Runs: 8 vs. Houston (3/5/25)
Strikeouts: 7 vs. HCU (3/16/25)
Hits Allowed: 8 vs. Texas Southern (3/26/25)
Walks Allowed: 2, 2x, last vs. Houston (3/5/25)

Career Highs

7.0 vs. HCU (3/16/25)
75 vs. Texas Southern (3/26/25)
8 vs. Houston (3/5/25)
8 vs. Houston (3/5/25)
7 vs. HCU (3/16/25)
8 vs. Texas Southern (3/26/25)
3 at Old Dominion (4/17/21)

16 • Garrett Stratton • RHP • Houston, Texas

Season Highs

Innings Pitched: 4.0, 2x, last vs. HCU (3/14/25)
Pitches: 67 vs. South Florida (4/11/25)
Runs Allowed: 5 vs. Villanova (2/14/25)
Earned Runs: 4, 2x, last at Tulane (4/5/25)
Strikeouts: 6 vs. Yale (3/7/25)
Hits Allowed: 7 at Tulane (4/5/25)
Walks Allowed: 3, 2x, last vs. South Florida (4/11/25)

Career Highs

4.0, 2x, last vs. HCU (3/14/25)
67 vs. South Florida (4/11/25)
7 at East Carolina (5/17/24)
5 vs. Dallas Baptist (4/29/23)
6 vs. Yale (3/7/25)
7 at Tulane (4/5/25)
3, 5x, last vs. South Florida (4/11/25)

26 • Ethan Atchley • RHP • Heath, Texas

Season Highs

Innings Pitched: 1.0, 3x, last vs. Prairie View A&M (5/7/25)
Pitches: 25 vs. Arizona (2/26/25)
Runs Allowed: 3 vs. Houston (4/15/25)
Earned Runs: 2, 2x, last vs. Wichita State (5/11/25)
Strikeouts: 1, 2x, last vs. Prairie View A&M (5/7/25)
Hits Allowed: 2 vs. Texas A&M-Corpus Christi (3/10/25)
Walks Allowed: 2, 2x, last vs. Houston (4/15/25)

Career Highs

1.0, 3x, last vs. Prairie View A&M (5/7/25)
25 vs. Arizona (2/26/25)
3 vs. Houston (4/15/25)
2, 2x, last vs. Wichita State (5/11/25)
1, 2x, last vs. Prairie View A&M (5/7/25)
2 vs. Texas A&M-Corpus Christi (3/10/25)
2, 2x, last vs. Houston (4/15/25)

29 • J.D. McCracken • LHP • Murfreesboro, Tenn.

Season Highs

Innings Pitched: 7.2 vs. East Carolina (3/29/25)
Pitches: 123 vs. East Carolina (3/29/25)
Runs Allowed: 6, 2x, last at UAB (4/26/25)
Earned Runs: 6, 2x, last at UAB (4/26/25)
Strikeouts: 8 vs. East Carolina (3/29/25)
Hits Allowed: 9 at HCU (3/15/25)
Walks Allowed: 6 at UAB (4/26/25)

Career Highs

9.0 at Louisiana (2/24/24)
124 at Louisiana (2/24/24)
8 vs. Stanford (3/2/24)
8 at Wichita State (3/20/24)
11 at Louisiana (2/24/24)
10 at South Florida (4/20/24)
6, 2x, last at UAB (4/26/25)

31 • Marco Fuentes • RHP • Miami, Fla.

Season Highs

Innings Pitched: 5.0 vs. HCU (3/14/25)
Pitches: 71 vs. HCU (3/14/25)
Runs Allowed: 5 at Florida Atlantic (3/21/25)
Earned Runs: 4 at Florida Atlantic (3/21/25)
Strikeouts: 8 vs. HCU (3/14/25)
Hits Allowed: 4 vs. Yale (3/9/25)
Walks Allowed: 4 vs. Charlotte (5/4/25)

Career Highs

5.0 vs. HCU (3/14/25)
71 vs. HCU (3/14/25)
5 at Florida Atlantic (3/21/25)
4 at Florida Atlantic (3/21/25)
8 vs. HCU (3/14/25)
4 vs. Yale (3/9/25)
4 vs. Charlotte (5/4/25)

32 • Mark Perkins • RHP • Houston, Texas

Season Highs

Innings Pitched: 2.0 at UAB (4/26/25)
Pitches: 42 vs. Houston (4/15/25)
Runs Allowed: 7 vs. Houston (4/15/25)
Earned Runs: 3, 2x, last at Memphis (4/19/25)
Strikeouts: 3 vs. Houston (4/15/25)
Hits Allowed: 4, 2x, last vs. Houston (4/15/25)
Walks Allowed: 2 vs. Villanova (2/14/25)

Career Highs

4.0, 2x, last vs. Houston (5/3/23)
72 at Charlotte (5/7/22)
8 vs. Middle Tennessee (5/15/22)
6 vs. Middle Tennessee (5/15/22)
5 vs. TAMU-Corpus Christi (4/10/24)
7 vs. Middle Tennessee (5/15/22)
4 at Sam Houston (4/12/22)

33 • Nolan Roycraft • LHP • The Woodlands, Texas

Season Highs

Innings Pitched: 2.2 vs. Incarnate Word (3/18/25)
Pitches: 46 vs. Texas A&M-Corpus Christi (3/10/25)
Runs Allowed: 7 vs. South Florida (4/11/25)
Earned Runs: 5 vs. South Florida (4/11/25)
Strikeouts: 3, 2x, last vs. Incarnate Word (3/18/25)
Hits Allowed: 5 vs. South Florida (4/11/25)
Walks Allowed: 3 vs. Houston (4/15/25)

Career Highs

2.2 vs. Incarnate Word (3/18/25)
46 vs. Texas A&M-Corpus Christi (3/10/25)
7 vs. South Florida (4/11/25)
5 vs. South Florida (4/11/25)
3, 2x, last vs. Incarnate Word (3/18/25)
5 vs. South Florida (4/11/25)
3 vs. Houston (4/15/25)

34 • Micah Davis • RHP • Baytown, Texas

Season Highs

Innings Pitched: 1.0 vs. Houston (4/15/25)
Pitches: 21 vs. UTRGV (4/2/25)
Runs Allowed: 4 vs. UTRGV (4/2/25)
Earned Runs: 4 vs. UTRGV (4/2/25)
Strikeouts: 2 vs. Houston (4/15/25)
Hits Allowed: 1, 2x, last vs. South Florida (4/11/25)
Walks Allowed: 3, 2x, last vs. Wichita State (5/11/25)

Career Highs

3.0 vs. UTSA (3/26/21)
42 vs. Louisiana Tech (4/9/21)
4, 3x, last vs. UTRGV (4/2/25)
4, 3x, last vs. UTRGV (4/2/25)
3 vs. Southern (3/20/21)
2, 4x, last vs. Middle Tennessee (5/15/22)
4 vs. Louisiana Tech (4/9/21)

SEASON/CAREER HIGHS...PITCHING

36 • Tom Vincent • RHP • Houston, Texas

Season Highs

Innings Pitched: 1.0, 3x, last at Tulane (4/5/25)

Pitches: 12 at Tulane (4/5/25)

Runs Allowed: 2 at Tulane (4/5/25)

Earned Runs: 2 at Tulane (4/5/25)

Strikeouts: 1, 2x, last at Tulane (4/5/25)

Hits Allowed: 2 at Tulane (4/5/25)

Walks Allowed: 1 vs. East Carolina (3/30/25)

Career Highs

5.0 vs. Houston Christian (3/15/24)

77 vs. Houston Christian (3/15/24)

5, 2x, last vs. East Carolina (3/21/24)

5, 2x, last vs. East Carolina (3/21/24)

6 vs. Houston Christian (3/15/24)

7 vs. Houston Christian (3/15/24)

3, 2x, last at East Carolina (5/17/24)

38 • Davion Hickson • RHP • Palmetto, Fla.

Season Highs

Innings Pitched: 9.0 vs. Charlotte (5/2/25)

Pitches: 123 vs. Charlotte (5/2/25)

Runs Allowed: 7 at Tulane (4/4/25)

Earned Runs: 7 at Tulane (4/4/25)

Strikeouts: 10 at UAB (4/25/25)

Hits Allowed: 7 at Tulane (4/4/25)

Walks Allowed: 5, 2x, last at Tulane (4/4/25)

Career Highs

9.0 vs. Charlotte (5/2/25)

132 vs. Charlotte (5/2/25)

7 at Tulane (4/4/25)

7 at Tulane (4/4/25)

10, 2x, last at UAB (4/25/25)

7 at Tulane (4/4/25)

5, 2x, last at Tulane (4/4/25)

39 • Matthew Rheume • RHP • Houston, Texas

Season Highs

Innings Pitched: 0.2 vs. Houston (3/5/25)

Pitches: 26 vs. Houston (3/5/25)

Runs Allowed: 3 vs. Houston (3/5/25)

Earned Runs: 3 vs. Houston (3/5/25)

Strikeouts: 1 vs. Houston (3/5/25)

Hits Allowed: 1 vs. Houston (3/5/25)

Walks Allowed: 1 vs. Houston (3/5/25)

Career Highs

0.2, 2x, last vs. Houston (3/5/25)

26 vs. Houston (3/5/25)

3 vs. Houston (3/5/25)

3 vs. Houston (3/5/25)

1, 3x, last vs. Houston (3/5/25)

1 vs. Houston (3/5/25)

5 at Texas A&M (5/7/24)

40 • Von Baker • RHP • St. Johnsonville, N.Y.

Season Highs

Innings Pitched: 3.0, 2x, last vs. Texas Southern (3/26/25)

Pitches: 57 at Houston (4/8/25)

Runs Allowed: 6 vs. Texas A&M (3/2/25)

Earned Runs: 6 vs. Texas A&M (3/2/25)

Strikeouts: 3, 4x, last vs. Houston (4/15/25)

Hits Allowed: 4 vs. Villanova (2/14/25)

Walks Allowed: 4 at Houston (4/8/25)

Career Highs

6.1 vs. Harvard (3/25/22)

97 vs. Harvard (3/25/22)

9 at Virginia (2/25/22)

8, 2x, last at Yale (3/26/23)

6, 2x, last at James Madison (2/26/23)

7 vs. Yale (4/3/22)

7 at Virginia (2/25/22)

47 • Tucker Aich • RHP • Houston, Texas

Season Highs

Innings Pitched: 7.0 vs. Sam Houston (2/19/25)

Pitches: 81 at HCU (3/15/25)

Runs Allowed: 7 vs. Lamar (3/4/25)

Earned Runs: 4, 4x, last vs. Wichita State (5/11/25)

Strikeouts: 3 vs. Lamar (3/4/25)

Hits Allowed: 11 at Tulane (4/5/25)

Walks Allowed: 3, 2x, last at UAB (4/27/25)

Career Highs

9.0 vs. Stevens (5/20/22)

129 vs. Scranton (5/12/23)

10 vs. Montclair State (2/26/22)

7 vs. Montclair State (2/26/22)

14 at Scranton (4/24/22)

11, 2x, last at Tulane (4/5/25)

5, 2x, last vs. Scranton (5/12/23)

53 • Robert Fernandez • RHP • Miami, Fla.

Season Highs

Innings Pitched: 6.0 vs. Michigan (2/15/25)

Pitches: 79 vs. USC (2/23/25)

Runs Allowed: 6 vs. Texas A&M (3/2/25)

Earned Runs: 6 vs. Texas A&M (3/2/25)

Strikeouts: 6 vs. USC (2/23/25)

Hits Allowed: 8 vs. Texas A&M (3/2/25)

Walks Allowed: 2, 2x, last vs. Yale (3/9/25)

Career Highs

6.0 vs. Michigan (2/15/25)

79 vs. USC (2/23/25)

6 vs. Texas A&M (3/2/25)

6 vs. Texas A&M (3/2/25)

6 vs. USC (2/23/25)

8 vs. Texas A&M (3/2/25)

2, 8x, last vs. Yale (3/9/25)

54 • Caleb Williams • RHP • Bethlehem, N.C.

Season Highs

Innings Pitched: 1.1 vs. Lamar (3/4/25)

Pitches: 25 vs. Lamar (3/4/25)

Runs Allowed: 3 vs. Yale (3/8/25)

Earned Runs: 2, 2x, last vs. Yale (3/8/25)

Strikeouts: 2 vs. Houston (4/15/25)

Hits Allowed: 4 vs. Yale (3/8/25)

Walks Allowed: 1 vs. Texas Southern (3/26/25)

Career Highs

1.1 vs. Lamar (3/4/25)

25 vs. Lamar (3/4/25)

3 vs. Yale (3/8/25)

2, 2x, last vs. Yale (3/8/25)

2 vs. Houston (4/15/25)

4 vs. Yale (3/8/25)

1 vs. Texas Southern (3/26/25)

55 • Jackson Blank • RHP • Magnolia, Texas

Season Highs

Innings Pitched: 4.1 at Sam Houston (4/1/25)

Pitches: 76 vs. South Florida (4/13/25)

Runs Allowed: 5 at Houston (4/8/25)

Earned Runs: 5 at Houston (4/8/25)

Strikeouts: 5 at Lamar (3/25/25)

Hits Allowed: 9 vs. South Florida (4/13/25)

Walks Allowed: 3, 3x, last at UAB (4/27/25)

Career Highs

4.1 at Sam Houston (4/1/25)

76 vs. South Florida (4/13/25)

5 at Houston (4/8/25)

5 at Houston (4/8/25)

5, 3x, last at Lamar (3/25/25)

9 vs. South Florida (4/13/25)

3, 3x, last at UAB (4/27/25)

99 • Matt Zatopek • RHP • Cypress, Texas

Season Highs

Innings Pitched: 2.0 vs. USC (2/21/25)

Pitches: 37 vs. USC (2/21/25)

Runs Allowed: 3, 3x, last vs. UTRGV (4/2/25)

Earned Runs: 3, 3x, last vs. UTRGV (4/2/25)

Strikeouts: 2 vs. USC (2/21/25)

Hits Allowed: 3, 3x, last vs. UTRGV (4/2/25)

Walks Allowed: 2, 3x, last vs. Prairie View A&M (5/7/25)

Career Highs

2.0 vs. USC (2/21/25)

37 vs. USC (2/21/25)

3, 3x, last vs. UTRGV (4/2/25)

3, 3x, last vs. UTRGV (4/2/25)

2 vs. USC (2/21/25)

3, 3x, last vs. UTRGV (4/2/25)

2, 3x, last vs. Prairie View A&M (5/7/25)