



COLORADO STATE

F O O T B A L L

GAME 03

7:30 PM MT | Sept. 20, 2025
Canvas Stadium | Fort Collins, Colo.

ON TV:
FS1

Play-by-Play: Dan Hellie
Analyst: Petros Papadakis

RADIO:

Play-by-Play: Brian Roth
Analyst: Ricky Brewer
Reporter: Marty Cesario, Kevin McGlue

Colorado State Sports Network: KUAD 99.1 FM
Internet Radio: Sirius XM 386 or Varsity Network App

2025 SCHEDULE/RESULTS

1-1, 0-0 MW

| DATE | OPPONENT | TIME (MT) | TV/RESULT |
|------------------|---------------------|-----------|--------------------|
| AUGUST | | | |
| 30 | at Washington | 9:00p | L, 21-38 |
| SEPTEMBER | | | |
| 6 | Northern Colorado | 5:00p | W, 21-17 |
| 20 | UTSA | 7:30p | FS1 |
| 27 | Washington State | 5:30p | CBS Sports Network |
| OCTOBER | | | |
| 3 | at San Diego State* | 8:30p | CBS Sports Network |
| 10 | Fresno State* | 7:00p | CBS Sports Network |
| 18 | Hawai'i* | 5:00p | MW Network |
| 25 | at Wyoming* | 5:30p | CBS Sports Network |
| NOVEMBER | | | |
| 8 | UNLV* | 12-Days | FOX Networks |
| 15 | at New Mexico* | 1:00p | Altitude |
| 22 | at Boise State* | 12-Days | FOX Networks |
| 28 | Air Force* | TBA | FS1 |

ABOUT THE RAMS

QUICK FACTS

| | |
|---------------------------|---------------------|
| Location | Fort Collins, Colo. |
| Enrollment | 34,218 |
| Founded | 1870 |
| Nickname | Rams |
| Colors | Green & Gold |
| President | Amy Parsons |
| Director of Athletics | John Weber |
| Home Stadium | Canvas Stadium |
| Stadium Capacity | 36,500 |
| All-Time Record at Canvas | 22-22 (.500) |

TEAM INFORMATION

| | |
|-----------------------------|-------------------|
| Starters Returning (O/D/S)* | 6 (4/1/1) |
| Starters Lost (O/D/S)* | 19 (6/10/3) |
| Lettermen Returning (O/D/S) | 24 (12/11/1) |
| Lettermen Lost (O/D/S) | 31 (12/15/4) |
| Newcomers (O/D/S) | 47 (20/22/5) |
| Transfers (O/D/S) | 31 (12/17/2) |
| All-Time Record | 549-622-33 (.470) |
| All-Time Conference Record | 354-344-21 (.507) |

* - Starters defined as players who started seven or more games at Colorado State the previous season. Incoming transfers are not included. Returning/Lost may not always add up to 11.



COLORADO STATE RAMS (1-1, 0-0)

Head Coach: Jay Norvell (Iowa, 1985)
Record at CSU: 17-22
Career Record: 50-48



UTSA ROADRUNNERS (1-2, 0-0)

Head Coach: Jeff Traylor (Stephen F. Austin, 1990)
Record at UTSA: 47-22
Career Record: Same

NOTING THE RAMS

- Colorado State took a big jump in year three of the Jay Norvell era, making a bowl game for the first time as a program since 2017. The Rams collected eight wins on the season including six at home - both the most since 2014. Norvell has upped his win total in each season at Colorado State and looks to build off of a 6-1 record in Mountain West games last season.
- Tyson Summers is back in Fort Collins as the Rams' 2015 defensive coordinator returned to the same position under head coach Jay Norvell. Summers spent the past three seasons as the defensive coordinator at Western Kentucky. Summers' aggressive schemes allowed the Hilltoppers to lead the nation with nine defensive touchdowns across the 2022 and 2023 seasons, which should provide a spark to a Ram defense that had no scores on defense in 2024.
- The turnaround of the CSU run game in 2024 cannot be understated. In 2023, the Rams mustered just 92.2 yards on the ground per game, which was the ninth-worst mark nationally. However, in 2024 the Rams racked up 168.15 rushing yards per game, which put them 53rd in the country at the end of the season. It was one of the ten-largest increases by any FBS team and the largest by any MW team. Redshirt freshman Jalen Dupree looks primed play the lead role in the backfield as he racked up 92 yards and a TD at Washington.
- Colorado State defeated Northern Colorado in its home opener despite a stat that would normally equal a death blow in college football: Five turnovers. CSU is the only team to log a win despite five-or-more turnovers in a game this season, something just three FBS teams managed during the entire 2024 season: SMU def. Duke (6 turnovers), Louisiana Tech def. Nicholls St. (5 turnovers), East Carolina def. Norfolk St. (6 turnovers). Prior to this season, only 11 teams in MW history had won while having 5+ turnovers - CSU last did so on September 5, 2015.
- Colorado State's defense saw a lot of change over the offseason with 11 starters departing the program via graduation or the transfer portal. Despite all the fresh faces, CSU found some leadership from within as they named sophomore linebacker and second-year Ram Owen Long as a captain ahead of the season - the youngest captain selection in Norvell's head coaching career. Long has proven the selection to be a good one through two games as he has racked up double-digit tackles in each outing and leads the Mountain West in total tackles per game (12.0)

NOTING THE GAME

- This is the third meeting between Colorado State and UTSA all time, with the series beginning during the 2015 season.
- The Rams are 2-0 all-time against the Roadrunners, including a 23-14 win in Colorado State's final season playing at Hughes Stadium in 2016. This will be UTSA's first time playing in Canvas Stadium.

TALE OF THE TAPE

| | CSU | | UTSA | |
|----------------------|-------|------|-------|------|
| | Value | Rank | Value | Rank |
| Scoring Off. | 21.0 | T104 | 36.0 | T48 |
| Scoring Def. | 27.5 | T100 | 35.0 | 121 |
| Rushing Yds. | 157.5 | 75 | 217.3 | 28 |
| Rushing Def. | 173.0 | 108 | 103.0 | T40 |
| Passing Yds. | 160.5 | 115 | 209.0 | 84 |
| Passing Def. | 193.0 | 55 | 300.3 | 132 |
| Total Off. | 318.0 | 113 | 426.3 | 51 |
| Total Def. | 366.0 | 87 | 403.3 | 101 |
| 1st Down Off. | 22.0 | T56 | 21.3 | T66 |
| 1st Down Def. | 21.5 | 103 | 19.0 | T75 |
| Penalty Yds. | 57.0 | T81 | 51.3 | 64 |
| Turnover Margin Avg. | -1.5 | T127 | +1.7 | T11 |
| Total Sacks For | 3.0 | T115 | 5.0 | T83 |
| Total Sacks Against | 3.0 | T26 | 2.0 | T15 |
| 3rd Down Off. | 34.8 | T104 | 36.7 | T99 |
| 3rd Down Def. | 39.3 | 87 | 36.6 | T72 |
| Red Zone TD Off. | 83.3 | T13 | 63.6 | T69 |
| Red Zone TD Def. | 75.0 | T102 | 100.0 | T131 |

NUMBERS TO WATCH

9

Brayden Fowler-Nicolosi is just nine completions away from establishing himself in CSU's top three for completions in a career. He currently has 569, T4th.

23

After the Week 2 win over Northern Colorado, CSU is back to having a winning record at Canvas Stadium all-time (23-22).

128

Colorado State is replacing 128 starts on the offensive line with the graduation of center Jacob Gardner, guard Drew Moss and tackle Saveyion Henderson.

47

The Rams have 47 newcomers on this year's roster, 31 of which are transfers. Of the 31 transfers, 17 are on the defensive side of the ball with 12 on offense.



WEEKLY SCHEDULE

15

MONDAY

Jay Norvell Press
Conference
~11:30 AM

16

TUESDAY

Assistant Coaches
& Players Post-
Practice
~11:00 AM - Practice
Fields

17

WEDNESDAY

Jay Norvell Post-
Practice
~11:00 AM - Practice
Fields

Coach's Radio Show
6:00 PM - C.B. Potts
(Collindale)

18

THURSDAY

No availability

19

FRIDAY

No availability

20

SATURDAY

Game Day
CSU vs UTSA
7:30 PM MT on FS1

Jay Norvell and
select players
available post-game

21

SUNDAY

No availability

CREDENTIALS: To request credentials, submit a request at CSURams.com/FootballCredentials. All requests should be made as early as possible and should be limited to working press only. Requests made on game day will not be approved. Credentials are issued to the individual.

MEDIA/SCOUTS WILL CALL AND PARKING: Due to ease of pick up outside Canvas Stadium, credentials will **NOT** be mailed this season. Credential pick up is available at the northwest corner of Canvas Stadium at a ticket office window and begins two hours prior to kick off.

Parking passes will also be delivered digitally to media and scouts to the phone number listed on the credential application. Parking passes will be sent during game week.

MEDIA/STAFF ELEVATOR: An elevator is available for use throughout the game to allow media to travel between the field level, first floor, and sixth floor press box. However, this elevator is also used by food and beverage staff. The elevator may also be held for coaches of either team in the final minutes of each half, and media members are encouraged to use the stairwell if they are physically able to do so.

POST-GAME PRESS CONFERENCE: After a cooling off period and conversation with the team, head coach Jay Norvell and select players will be available to the media. Post-game video is available by request.

PHOTOGRAPHERS: Credentials for photographers will be issued on the basis of circulation, with priority granted to agencies covering the participating schools on a regular basis. Credentials will not be issued to freelance photographers unless they are employed by a reputable publication or the Communications office of the participating schools. Credentials are issued to photographers for the purpose of media coverage only, and images of the game may not be used for commercial purposes without the expressed, written permission of Colorado State Athletics.

SIDELINE AREAS: Excluding select portions of the game, media sideline access is reserved for photographers/videographers. Credentialed photographers/videographers who arrive without proper equipment will not be granted sideline access. When on the sideline, media must remain outside the bench area. This includes during pre-game activities.

LOCKER ROOM ACCESS: Colorado State's locker room is closed at all times.

RECRUITS: Per NCAA rule, media are not permitted to have contact with a prospect or family members of a prospect during their visit (official or unofficial) to campus, including prospects in attendance at practice or games. Contact includes in-person conversations, phone calls, text messages, e-mails, etc. Media are also asked to make every effort to keep distance from prospects on campus, including at practice, during pre-game activities on the sidelines and in the stands.

WEEKLY PRESS CONFERENCE: Each Monday during the season, with the exception of bye weeks, head coach Jay Norvell holds his weekly press conference beginning at 11:30 a.m. Video will be available of the full availability courtesy of Colorado State Athletics.

PRACTICES: During the regular season, practices are open for stretch and individual periods - roughly the first 30 minutes - on Tuesday and Wednesday practices. Practices begin at approximately 8:30 a.m. each day. Team periods are closed. Media members should submit interview requests for student-athletes a day prior to the interview. Please let Jeff Schmidt or Matt Brumley know in advance if you plan to attend.

COLORADO STATE STRATEGIC COMMUNICATIONS

Jeff Schmidt

Jeff.Schmidt@colostate.edu
Primary Football Contact (Coaches)

Director

Cell: (970) 305-7382

Matt Brumley

Matt.Brumley@colostate.edu
Secondary Football Contact (Players)

Assistant Director

Cell: (970) 914-2126

Ryan Pfeifer

Ryan.Pfeifer@colostate.edu

Senior Director

Mike Brohard

Mike.Brohard@colostate.edu

Assistant Director

Vicki Dombeck

Vicki.Dombeck@colostate.edu

Assistant Director

Brandon Randall

Brandon.Randall@colostate.edu

Director/Digital Media

John Hirn

football@coloradoaggies.com

Historian

Mailing Address:

Colorado State Athletic Communications
Campus Delivery 0120
Fort Collins, CO 80523

WEEKLY PRESS CONFERENCE

Head Coach Jay Norvell will host a press conference at 11:30 a.m. on the Monday of a game week each Monday throughout the season. Those unable to participate in-person can contact Jeff Schmidt for alternative access options.

Weekly Press Conference Dates:

| | |
|----------|---------|
| Aug. 25 | Oct. 13 |
| Sept. 1 | Oct. 20 |
| Sept. 15 | Nov. 3 |
| Sept. 22 | Nov. 10 |
| Sept. 29 | Nov. 17 |
| Oct. 6 | Nov. 24 |

COLLEGEPRESSBOX.COM

collegepressbox is the official media website for Division I football. Access and download game notes, quotes, statistics, media guides, headshots, logos and more for all FBS schools, conferences, postseason games, awards and the College Football Playoff. For access, please register for an account at collegepressbox.com/register.

collegepressbox



DEPTH CHART

OFFENSE

| QB | | HT | WT | CL | CAREER | |
|----|--------------------|-----|-----|-------|--------|--|
| | | | | | GP/GS | |
| 16 | B. Fowler-Nicolosi | 6-2 | 215 | r-Jr. | 30/27 | |
| 7 | Jackson Brousseau | 6-4 | 225 | r-So. | 2/0 | |

| RB | | | | | | |
|----|-----------------------|------|-----|-------|------|--|
| 2 | Jalen Dupree | 6-0 | 210 | r-Fr. | 7/2 | |
| 25 | Lloyd Avant OR | 5-10 | 210 | So. | 14/1 | |
| 20 | Justin Marshall | 5-10 | 190 | r-So. | 17/7 | |

| TE | | | | | | |
|----|---------------|-----|-----|-------|------|--|
| 19 | Jaxxon Warren | 6-8 | 245 | r-So. | 2/2 | |
| 81 | Rocky Beers | 6-5 | 250 | r-Sr. | 26/6 | |

| WR | | | | | | |
|----|-----------------|------|-----|-------|-------|--|
| 0 | Jordan Ross | 5-11 | 175 | So. | 15/1 | |
| 1 | Armani Winfield | 6-2 | 200 | r-Jr. | 30/12 | |

| WR | | | | | | |
|----|-------------|------|-----|-------|------|--|
| 10 | Tommy Maher | 5-11 | 185 | So. | 7/0 | |
| 8 | Lavon Brown | 6-0 | 195 | r-So. | 13/0 | |

| WR | | | | | | |
|----|------------------------|-----|-----|-------|-------|--|
| 6 | Tay Lanier | 6-2 | 195 | Sr. | 33/11 | |
| 5 | Petey Tucker OR | 6-2 | 195 | Sr. | 14/12 | |
| 11 | Kojo Antwi | 6-0 | 190 | r-Jr. | 11/0 | |

| LT | | | | | | |
|----|------------------|-----|-----|-------|------|--|
| 72 | Christian Martin | 6-6 | 300 | r-So. | 15/2 | |
| 60 | Chandler Brown | 6-3 | 305 | r-Sr. | 14/0 | |

| LG | | | | | | |
|----|---------------|-----|-----|-------|-------|--|
| 74 | Tanner Morley | 6-7 | 325 | r-So. | 15/12 | |
| 76 | Alex Foster | 6-4 | 305 | r-Sr. | 32/22 | |

| C | | | | | | |
|----|---------------------|-----|-----|-------|------|--|
| 79 | A. Urionbarrenechea | 6-5 | 320 | r-So. | 15/2 | |
| 65 | Philip Ocon | 6-4 | 305 | r-Fr. | 0/0 | |

| RG | | | | | | |
|----|------------------------|-----|-----|-------|-------|--|
| 54 | Liam Wortmann | 6-2 | 305 | r-Sr. | 2/2 | |
| 73 | Braden Hales OR | 6-5 | 315 | r-Fr. | 1/0 | |
| 64 | Tristan Holmbeck | 6-4 | 290 | r-Sr. | 26/15 | |

| RT | | | | | | |
|----|---------------|-----|-----|-------|-------|--|
| 78 | Aaron Karas | 6-5 | 315 | r-Jr. | 29/15 | |
| 63 | John Holthaus | 6-7 | 315 | r-Fr. | 0/0 | |

Games Played/Started include all games at previous FBS/FCS programs.

SIDELINE---

Matt Mumme: Assistant HC / Pass Game Coordinator
 Bill Best: Offensive Line / Run Game Coordinator
 Tyson Summers: Defensive Coordinator
 Tommy Perry: Special Teams Coordinator
 Matt Ah You: Nickelbacks
 James Finley: Wide Receivers
 John Jancek: Outside Linebackers
 Luke Johnson: Defensive Line
 Nigel Maidson: Corners
 Jeremy Moses: Running Backs
 Grant Chesnut: Tight Ends

BOX---

Brayden Herdic: Safeties
 Chase Holbrook: Quarterbacks
 Clint Sintim: Linebackers

DEFENSE

| DE | | HT | WT | CL | CAREER | |
|----|--------------------|-----|-----|-------|--------|--|
| | | | | | GP/GS | |
| 92 | Mukendi Wa-Kalonji | 6-4 | 265 | r-Sr. | 39/15 | |
| 91 | Moso Tuitele | 6-3 | 265 | r-Jr. | 14/10 | |

| NT | | | | | | |
|----|-------------------------|-----|-----|-------|------|--|
| 55 | Andrew Laurich | 6-3 | 295 | r-So. | 15/2 | |
| 49 | Jernias Tafia OR | 6-3 | 315 | r-Sr. | 25/0 | |
| 94 | Alton Tarber | 6-3 | 310 | r-So. | 2/0 | |

| DT | | | | | | |
|----|--------------|-----|-----|-------|-----|--|
| 77 | Jack Moran | 6-6 | 280 | r-Fr. | 2/1 | |
| 90 | Keegan Shank | 6-4 | 255 | r-Fr. | 2/0 | |

| JACK | | | | | | |
|------|------------------------|-----|-----|-------|-------|--|
| 56 | Kenyon Agurs | 6-4 | 255 | r-So. | 15/2 | |
| 52 | Paul Tangelo OR | 6-3 | 245 | r-Sr. | 23/21 | |
| 39 | DeAndre Gill | 6-5 | 255 | r-Jr. | 11/0 | |

| LB | | | | | | |
|----|--------------------------|-----|-----|-------|------|--|
| 44 | Jacob Ellis | 6-0 | 225 | Gr. | 21/9 | |
| 47 | Drew Rodriguez OR | 6-3 | 220 | r-So. | 16/0 | |
| 23 | Jaseim Mitchell | 6-2 | 225 | r-Sr. | 25/0 | |

| LB | | | | | | |
|----|----------------|-----|-----|-----|-------|--|
| 9 | JaQues Evans | 6-1 | 245 | Gr. | 46/22 | |
| 11 | Jeremy Naborne | 6-1 | 235 | Jr. | 2/1 | |

| LB | | | | | | |
|----|---------------------------|-----|-----|-------|------|--|
| 40 | Owen Long | 6-2 | 230 | So. | 15/3 | |
| 45 | Robert Edmonson OR | 6-2 | 225 | r-So. | 13/2 | |
| 29 | Jett Vincent | 6-2 | 210 | r-So. | 12/0 | |

| CB | | | | | | |
|----|---------------|------|-----|-------|-------|--|
| 4 | Jahari Rogers | 5-11 | 190 | Gr. | 46/17 | |
| 17 | CJ Blocker | 5-11 | 185 | r-So. | 7/1 | |

| CB | | | | | | |
|----|------------------------|------|-----|-------|-------|--|
| 7 | Lemondre Joe OR | 5-10 | 180 | Sr. | 37/25 | |
| 17 | CJ Blocker | 5-11 | 185 | r-So. | 7/1 | |
| 6 | Elijah Brown | 6-2 | 195 | So. | 2/0 | |

| SS | | | | | | |
|----|---------------------------|------|-----|-------|-------|--|
| 15 | Ayden Hector OR | 6-0 | 210 | Gr. | 34/16 | |
| 13 | Jake Jarmolowich | 6-1 | 195 | r-Sr. | 41/17 | |
| 16 | Chance Harrison OR | 6-0 | 175 | r-Fr. | 4/0 | |
| 12 | Jace Bellah | 5-11 | 185 | r-Jr. | 12/0 | |

| FS | | | | | | |
|----|----------------------------|------|-----|-------|-------|--|
| 13 | Jake Jarmolowich OR | 6-1 | 195 | r-Sr. | 41/17 | |
| 15 | Ayden Hector | 6-0 | 210 | Gr. | 34/16 | |
| 3 | Dagen Myers OR | 5-11 | 195 | r-Fr. | 2/0 | |
| 32 | D'Angelo Hagans | 6-1 | 200 | Fr. | 1/0 | |

| NK | | | | | | |
|----|-----------------|------|-----|-------|------|--|
| 2 | Dylan Phelps | 6-2 | 210 | r-So. | 11/2 | |
| 0 | Chris Jackson | 5-10 | 175 | r-Jr. | 2/1 | |
| 32 | D'Angelo Hagans | 6-1 | 200 | Fr. | 1/0 | |



SPECIAL TEAMS

| K | | HT | WT | CL | CAREER | |
|----|----------------|-----|-----|-------|--------|--|
| | | | | | GP/GS | |
| 98 | Isaiah Hankins | 6-1 | 200 | r-Sr. | 41/- | |
| 83 | Bryan Hansen | 6-3 | 210 | r-Jr. | 24/- | |

| PK | | | | | | |
|----|----------------|------|-----|-------|------|--|
| 98 | Isaiah Hankins | 6-1 | 200 | r-Sr. | 41/- | |
| 67 | Dylan Freebury | 5-11 | 185 | Fr. | 0/- | |

| P | | | | | | |
|----|------------------|-----|-----|-------|------|--|
| 83 | Bryan Hansen | 6-3 | 210 | r-Jr. | 24/- | |
| 23 | Nathan Sutcliffe | 6-6 | 230 | Fr. | 0/- | |

| H | | | | | | |
|----|--------------|-----|-----|-------|------|--|
| 83 | Bryan Hansen | 6-3 | 210 | r-Jr. | 24/- | |

| LS | | | | | | |
|----|------------------|-----|-----|-------|------|--|
| 56 | Walker Himebauch | 6-1 | 225 | Jr. | 20/- | |
| 46 | Cody Pettitt | 6-1 | 215 | r-Sr. | 4/- | |

| KR | | | | | | |
|----|-------------|------|-----|-------|------|--|
| 25 | Lloyd Avant | 5-10 | 210 | So. | 13/1 | |
| 8 | Lavon Brown | 6-0 | 195 | r-So. | 12/0 | |

| PR | | | | | | |
|----|-------------|------|-----|-----|-----|--|
| 10 | Tommy Maher | 5-11 | 185 | So. | 6/0 | |

PRONUNCIATION GUIDE

Audio pronunciations from the student-athletes are available on the official roster on CSURams.com.

| | | |
|----|-------------------------|---|
| 1 | Armani Winfield | are-MON-ee |
| 3 | Dagan Myers | day-gen |
| 4 | Jahari Rogers | ja-HARR-ee |
| 6 | Keyonta "Tay" Lanier | lah-NEER |
| 7 | Jackson Brousseau | BREW-so |
| 7 | Lemondre Joe | lu-MAWN-dre |
| 9 | JaQues Evans | jah-QUEZ |
| 10 | Tommy Maher | MAW-her |
| 11 | Kwadwo "Kojo" Antwi | ANN-twee |
| 12 | Jace Bellah | BELL-uh |
| 13 | Jake Jarmolowich | jar-MOLL-o-wich |
| 13 | Tommy Poholsky | poh-HOL-ski |
| 16 | Brayden Fowler-Nicolosi | NICK-oh-LOW-see |
| 22 | Konyae Hunter | kon-yay |
| 23 | Jaseim Mitchell | jah-SEEM |
| 25 | Lloyd Avant | AH-vont |
| 33 | Keegan Holles | HALL-es |
| 49 | Jernias Tafia | jur-NYE-us / tuh-FEE-uh |
| 55 | Andrew Laurich | LOR-ick |
| 56 | Kenyon Agurs | KEN-yawn / AYE-gers |
| 56 | Walker Himebauch | hime-BOCK |
| 57 | Trevyn Heil | like "mile" |
| 63 | John Holthaus | HOLT-house |
| 65 | Phillip Ocon | OH-con |
| 75 | Sione Netane | see-OH-ne / neh-TON-eh |
| 77 | MJ Senegal | sen-ah-gahl |
| 79 | Aitor Urionbarrenechea | Good luck... aye-TORE/ ooh-ree-AH-nah-BAR-AH-na-CHEY-ah |
| 88 | Jordan McIntyre | MACK-en-tire |
| 89 | Keynan Higgins | KEY-nen |
| 91 | Moso'oipala Tuitele | mos-OH-AH-paula too-ah-TELL-eh |
| 92 | Mukendi Wa-Kalonji | moo-KEN-dee/ wah-KUH-LONE-jee |
| 98 | Dennison Jackson | dee-NYE-us |



HEAD COACH JAY NORVELL



THE NORVELL FILE

PERSONAL

Year At Colorado State: Fourth (Ninth as a HC)
Hometown: Madison, Wisconsin
Family: Wife - Kim / Son: Jaden
Alma Mater: University of Iowa, 1986
Birthday: March 28, 1963
Playing Career: Iowa (1982-85)

COACHING EXPERIENCE

2022-Present: Colorado State
 Head Coach
2017-21: Nevada
 Head Coach
2016: Arizona State
 Passing-Game Coordinator / Wide Receivers
2015: Texas
 Wide Receivers
2011-14: Oklahoma
 Co-Offensive Coordinator / Wide Receivers
2008-10: Oklahoma
 Wide Receivers
2007: UCLA
 Offensive Coordinator / Quarterbacks
2004-06: Nebraska
 Offensive Coordinator / Quarterbacks
2002-03: Oakland Raiders
 Tight Ends
1998-2001: Indianapolis Colts
 Wide Receivers
1995-97: Iowa State
 Assistant Head Coach / Quarterbacks / Wide Receivers
1989-94: Wisconsin
 Wide Receivers / Special Teams
1988: Northern Iowa
 Wide Receivers
1986-87: Iowa
 Graduate Assistant – Linebackers

Jay Norvell enters his fourth season at the helm of the Colorado State program after he was named the 24th head coach in program history on Monday, Dec. 6, 2021.

Norvell, who led the Nevada Wolf Pack to four bowl games in five seasons (2017-21) as head coach prior to coming to Fort Collins, has an offensive-coaching acumen which is unquestioned after he built a conference title contender at Nevada. Former Wolf Pack quarterback Carson Strong was a two-time MW Offensive Player of the Year as Nevada led the MW in passing offense in 2021 at 365.8 yards per game. The Wolf Pack posted four-consecutive winning seasons under Norvell including a pair of bowl wins in 2018 (Arizona) and 2020 (Famous Idaho Potato).

In 2024, Norvell guided CSU back to the postseason, reaching a bowl game for the first time since 2017, with the Rams facing Miami (Ohio) in the Snoop Dogg Arizona Bowl. The team reached the eight-win mark for the first time since 2014, and the football team set an attendance record with an average of 33,082 as the Rams hosted seven home games for the first time in history.

Norvell's first season in Fort Collins may not have seen growth in the win-loss column from the team he inherited, but the cultural progress under Norvell's direction was undeniable.

The Rams posted a 3-9 record in his first season, a campaign which opened against CFP semifinalist Michigan and was filled with seven teams which advanced to the postseason. Starting three different quarterbacks during the season (all of whom were redshirt or true freshmen), the Rams showed signs of improvement on offense as the season progressed, averaging 247.3 yards of total offense the first half, improving to 324.1 the second half.

The same trend showed on defense, with the Rams going from 400.8 yards allowed to 309.1. Seven players were named All-Mountain West, including first-team selections for wideout Tory Horton and safety Jack Howell. Quarterback Clay Millen and defensive tackle Grady Kelly were named freshmen All-America by Pro Football Network.

Using his time at Nevada as the blueprint, Norvell set out to build the Colorado State program through recruiting ahead of the 2023 season. That plan resulted in the highest-rated recruiting classes in program history based on 247Sports' Composite rankings and the second highest in the Mountain West by the same metric.

The 2023 season saw improvement in nearly every category, including the win column with a 5-7 mark. Scoring also doubled from the season prior, from 13.17 points per game to 26.08 as redshirt freshman Braydon Fowler-Nicolosi started under center in week two and finished the season leading the league in total offense with 3,433 yards.



HEAD COACH JAY NORVELL

NORVELL YEAR-BY-YEAR HEAD COACHING RECORD

| YEAR | SCHOOL | OVERALL | CONFERENCE | POSTSEASON | NOTES |
|--------------------------------------|----------------|--------------|--------------|--------------------------|--|
| 2017 | Nevada | 3-9 | 3-5 | | |
| 2018 | Nevada | 8-5 | 5-3 | Arizona Bowl | |
| 2019 | Nevada | 7-6 | 4-4 | Famous Idaho Potato Bowl | |
| 2020 | Nevada | 7-2 | 6-2 | Famous Idaho Potato Bowl | |
| 2021 | Nevada | 8-4 | 5-3 | | Left for CSU before the Quick Lane Bowl |
| 2022 | Colorado State | 3-9 | 3-5 | | |
| 2023 | Colorado State | 5-7 | 3-5 | | Lost 3 games in the final minutes to miss bowl eligibility |
| 2024 | Colorado State | 8-5 | 6-1 | Snoop Dog Arizona Bowl | Returned CSU to a bowl game for the first time since 2017 |
| 2025 | Colorado State | 1-1 | 0-0 | - | |
| Nevada (Five Seasons) | | 33-26 | 23-17 | 2-1 | |
| Colorado State (Four Seasons) | | 17-22 | 12-12 | 0-1 | |
| Overall (Nine Seasons) | | 50-48 | 35-29 | 2-2 | |

NORVELL BOWL EXPERIENCE

| YEAR | BOWL | TEAM | OPPONENT | RESULT | NOTES |
|------|-----------------------|----------------|-----------------|----------|--|
| 1982 | Rose [^] | Iowa | Washington | L, 0-28 | [^] During playing career at Iowa |
| 1983 | Gator [^] | Iowa | Florida | L, 6-14 | [^] During playing career at Iowa |
| 1984 | Freedom [^] | Iowa | Texas | W, 55-17 | [^] During playing career at Iowa |
| 1986 | Holiday | Iowa | San Diego State | W, 39-38 | |
| 1986 | Rose | Iowa | UCLA | L, 28-45 | |
| 1987 | Holiday | Iowa | Wyoming | W, 20-19 | |
| 1993 | Rose | Wisconsin | UCLA | W, 21-16 | |
| 1994 | Hall of Fame | Wisconsin | Duke | W, 34-20 | |
| 2005 | Alamo | Nebraska | Michigan | W, 32-28 | |
| 2006 | Cotton | Nebraska | Auburn | L, 14-17 | |
| 2007 | Las Vegas | UCLA | BYU | L, 16-17 | |
| 2008 | National Championship | Oklahoma | Florida | L, 14-24 | |
| 2009 | Sun | Oklahoma | Stanford | W, 31-27 | |
| 2010 | Fiesta | Oklahoma | Connecticut | W, 48-20 | |
| 2011 | Insight | Oklahoma | Iowa | W, 31-14 | |
| 2012 | Cotton | Oklahoma | Texas A&M | L, 13-41 | |
| 2013 | Sugar | Oklahoma | Alabama | W, 45-31 | |
| 2014 | Russell Athletic | Oklahoma | Clemson | L, 6-40 | |
| 2018 | Arizona | Nevada | Arkansas State | W, 16-13 | |
| 2019 | Famous Idaho Potato | Nevada | Ohio | L, 21-30 | |
| 2020 | Famous Idaho Potato | Nevada | Tulane | W, 38-27 | |
| 2024 | Arizona | Colorado State | Miami (OH) | L, 17-43 | |

The season produced a program first, a victory over Boise State after a last-second Hail Mary was caught by tight end Dallin Holker in the end zone. CSU scored 21 points in the final 4:02 of the game to secure the first-ever victory.

The Rams looked to return to bowl eligibility, but came up short, suffering losses after leading or tied with less than a minute left in three games, including the season finale at Hawaii.

The Rams earned 12 All-Mountain West awards, highlighted by Mohamed Kamara's selection as the Defensive Player of the Year. Kamara would go on to be drafted in the fifth round in the 2024 NFL Draft to the Miami Dolphins.

During the offseason, Norvell again built a recruiting class which was a 19-player freshman class ranked first in the Mountain West by 247Sports and ranked fifth overall among the Group of Five, while also using the transfer portal to add players in key positions.

Off the field and the recruiting trail, Norvell's impact in the Fort Collins and Colorado State community has been equally as significant. From the day Norvell stepped foot on campus, he has interacted with anyone interested in Colorado State University and Colorado State Athletics. From speaking engagements to organizing a run for charity, Norvell has re-ignited a spark in the community around his program.

Perhaps his biggest and most notable introduction has been that of the Grit Run - a 5K fun-run around campus with all proceeds going to benefit research around cystic fibrosis, a disease which impacts his wife, Kim, on a daily basis. In its first year, the Norvell's raised more than \$20,000 to directly benefit the CF Foundation. The total has nearly tripled through year three with more than \$60,000 going to research causes.

Prior to the 2024 season, Norvell established a Minority Fellowship position within his coaching staff in honor of his late father Merritt Norvell. The position titled Merritt James Norvell Diversity Fellowship will be for a young minority coach to gain experience and will be completely funded by Jay and his wife. Norvell is the first Black head coach in program history.

Norvell's resume and experiences reaches to all corners of college and professional football. He has spent time in the Big 10, Big 12, Pac-12, and NFL with the Indianapolis Colts and Oakland Raiders - a period that included an AFC Championship and appearance in Super Bowl XXXVII in 2002 under head coach Bill Callahan. During his time as an assistant, Norvell coached in every BCS bowl game during the BCS Era including the 2009 BCS National Championship with Oklahoma. Overall, he has been to 22 bowl games as both a player and a coach.



HEAD COACH JAY NORVELL

An All-Big 10 defensive back during his playing career at Iowa under legendary Hawkeyes coach Hayden Fry, Norvell got his first opportunity in coaching under Fry on the defensive side of the football. That move proved fruitful for the young graduate assistant in 1986.

Over stops at Oklahoma, Texas, and Arizona State, Norvell mixed his Air Raid-style offensive scheme with principles of under-center schemes employed in the NFL to put together a highly effective offensive machine. While coaching wide receivers at Oklahoma (2008-14), a period which also including serving as co-offensive coordinator (2011-14), Norvell mentored Oklahoma greats in Kenny Stills, Sterling Shepard and Ryan Broyles, who left Oklahoma as the NCAA's all-time leader in receptions.

His run at Oklahoma coincided with the careers of three of the top four players on OU's all-time receptions list: Broyles, Stills, and Juaquin Iglesias. He also oversaw five of the program's top six single-season reception marks and helped his receiving corps earn 10 all-conference and three academic all-conference first team honors.

Prior to his appointment at Oklahoma, Norvell served as the offensive coordinator and quarterbacks coach at both UCLA (2007) and Nebraska (2004-06). The Cornhuskers were one of only two teams in the nation to rank in the top 25 in total offense, scoring offense, rushing offense and passing offense in 2006. That same year Nebraska totaled nine wins and finished the regular season as Big 12 North Division Champions.

Aside from the college game, Norvell coached for six seasons in the NFL, four of which were with the Colts and two with the Raiders. While with Oakland he coached tight ends for two seasons and worked alongside an offense that included Hall of Fame receivers Jerry Rice and Tim Brown. His trip to the Super Bowl in 2002 was steered by an offense that led the NFL in total yards and passing yards per game. Norvell joined the Colts coaching staff in 1998 as the wide receivers coach and mentored Marvin Harrison to 385 receptions, 5,376 receiving yards and 48 touchdowns during his tenure. His time with the Colts was also the first four seasons of two-time Super Bowl champion Peyton Manning's career.

A 1986 graduate of Iowa, Norvell was an All-Big Ten defensive back and recorded a league-high seven interceptions in 1985 as he helped the Hawkeyes put together a 10-2 record, a conference championship and a spot in the Rose Bowl. He was a member of the Chicago Bears in 1987 before he began his coaching career as a graduate assistant at his alma mater.

Norvell, who hails from Madison, Wis., has a wife, Kim, and son, Jaden. He is the author of a book, "Complete Wide Receiver," which was published in 2012.

NORVELL'S PROMINENT PLAYERS

| PLAYER, POS. | TEAM, YR(S) | DRAFT / TEAM | NOTES |
|----------------------|-------------------------------|-----------------------|---|
| Ryan Broyles, WR | Oklahoma, 2007-11 | 2-54 / Detroit | 2x Consensus All-American / 3x All-Big 12 |
| Romeo Doubs, WR | Nevada, 2018-21 | 4-132 / Green Bay | 3x All-Mountain West |
| Jacob Gardner, OL | Nevada, 2020-21 / CSU 2022-24 | | 5x All-Mountain West |
| Daiyan Henley, WR/DB | Nevada, 2017-21 | 3-85 / LA Chargers | 2021 All-Mountain West |
| Dallin Holker, TE | CSU 2023 | UDFA / New Orleans | 2023 All-Mountain West |
| Tory Horton, WR | Nevada, 2020-21 / CSU 2022-24 | 5-166 / Seattle | 2x All-Mountain West |
| Juaquin Iglesias, WR | Oklahoma, 2008 | 3-99 / Chicago | 2008 All-Big 12 |
| Gabe Ikard, OL | Oklahoma, 2009-13 | UDFA / Tennessee | 2013 Consensus All-American / Wuerffel Trophy |
| Brandon Jackson, RB | Nebraska, 2004-06 | 2-63 / Green Bay | 2005 All-Big 12 |
| Lane Johnson, OL | Oklahoma, 2009-12 | 1-4 / Philadelphia | 2012 All-Big 12 |
| Landry Jones, QB | Oklahoma, 2011-12 | 4-115 / Pittsburgh | 2012 All-Big 12 |
| Mohamed Kamara, DE | CSU, 2019-23 | 5-158 / Miami | 2023 MW Defensive Player of the Year / 2x All-MW |
| Trey Millard, FB | Oklahoma, 2011-13 | 7-245 / San Francisco | 3x All-Big 12 |
| Drew Moss, OL | CSU, 2023-24 | UDFA / San Francisco | 2x All-Mountain West |
| Samaje Perine, RB | Oklahoma, 2014-16 | 4-114 / Washington | 2014 All-Big 12 / 2014 All-American |
| Sage Rosenfels, QB | Iowa State, 1996-2000 | 4-109 / Washington | Led Cyclones to first bowl victory in 2000 |
| Sterling Shepard, WR | Oklahoma, 2012-15 | 2-40 / NY Giants | 2014 All-Big 12 |
| Kenny Stills, WR | Oklahoma, 2010-12 | 5-144 / New Orleans | 2x All-Big 12 |
| Carson Strong, QB | Nevada, 2018-21 | UDFA / Philadelphia | 2x MW Offensive Player of the Year |
| Toe Taua, RB | Nevada, 2018-22 | | 2018 MW Freshman of the Year / 2020 All-MW |
| Zac Taylor, QB | Nebraska, 2005-06 | UDFA / Tampa Bay | 2006 All-Big 12 / Big 12 Offensive Player of the Year / Cincinnati Bengals HC |
| Tyrus Thompson, OL | Oklahoma, 2010-14 | 6-185 / Minnesota | 2014 All-Big 12 |
| Cole Turner, TE | Nevada, 2018-21 | 5-149 / Washington | 2x All-Mountain West |
| Daryl Williams, OL | Oklahoma, 2010-14 | 4-102 / Carolina | 2x All-Big 12 |
| Damien Williams, RB | Oklahoma, 2012-13 | UDFA / Miami | 2012 All-Big 12 |

NATIONAL FOOTBALL LEAGUE

| | | |
|----------------------|-------------------------|--|
| Marvin Harrison, WR | Indianapolis, 1998-2001 | 3x All-Pro / 1999 NFL Receiving Yards Leader |
| Terrence Wilkins, WR | Indianapolis, 1999-2001 | 1999 All-Rookie Team |
| Desmond Kitchens, WR | Indianapolis, 2001 | Offensive Coordinator / TE Coach at Virginia |
| Reggie Wayne, WR | Indianapolis, 2001 | Indianapolis Colts Wide Receivers Coach |
| O.J. Santiago, TE | Oakland Raiders, 2003 | Tight Ends Coach at Kent State |



NORVELL YEAR-BY-YEAR

2017 NEVADA WOLF PACK (3-9, 3-5 MW)

| | | | |
|------|-----------------------------------|----------|--------|
| S 2 | at Northwestern | L, 20-31 | 33,018 |
| S 9 | Toledo | L, 24-37 | 18,617 |
| S 16 | Idaho State | L, 28-30 | 16,394 |
| S 23 | at ¹⁸ Washington State | L, 7-45 | 30,317 |
| S 30 | at Fresno State* | L, 21-41 | 27,434 |
| O 7 | Hawai'i* | W, 35-21 | 16,566 |
| O 14 | at Colorado State* | L, 42-44 | 36,765 |
| O 20 | Air Force* | L, 42-45 | 16,789 |
| N 4 | at Boise State* | L, 14-41 | 30,858 |
| N 11 | San José State* | W, 59-14 | 14,604 |
| N 18 | at San Diego State* | L, 23-42 | 29,265 |
| N 25 | UNLV* | W, 23-16 | 17,359 |

2018 NEVADA WOLF PACK (8-5, 5-3 MW)

| | | | |
|------|---------------------|----------|--------|
| A 31 | Portland State | W, 72-19 | 17,525 |
| S 8 | at Vanderbilt | L, 10-41 | 25,676 |
| S 15 | Oregon State | W, 37-35 | 20,462 |
| S 22 | at Toledo | L, 44-63 | 23,675 |
| S 29 | at Air Force* | W, 28-25 | 23,707 |
| O 6 | Fresno State* | L, 3-21 | 15,367 |
| O 13 | Boise State* | L, 27-31 | 21,431 |
| O 20 | at Hawai'i* | W, 40-22 | 24,475 |
| O 27 | San Diego State* | W, 28-24 | 14,545 |
| N 10 | Colorado State* | W, 49-10 | 13,755 |
| N 17 | at San José State* | W, 21-12 | 12,271 |
| N 24 | at UNLV* | L, 29-34 | 19,921 |
| D 29 | vs. Arkansas State* | W, 16-13 | 32,368 |

^ — Nova Home Loans Arizona Bowl (Tucson, Ariz.)

2019 NEVADA WOLF PACK (7-6, 4-4 MW)

| | | | |
|------|-----------------------------------|--------------------------|--------|
| A 30 | Purdue | W, 34-31 | 20,144 |
| S 7 | at ¹⁶ Oregon | L, 6-77 | 50,920 |
| S 14 | Weber State | W, 19-13 | 14,174 |
| S 21 | at UTEP | W, 37-21 | 10,493 |
| S 28 | Hawai'i* | L, 3-54 | 15,137 |
| O 12 | San José State* | W, 41-38 | 15,311 |
| O 19 | at Utah State* | L, 10-36 | 15,240 |
| O 26 | at Wyoming* | L, 3-31 | 16,126 |
| N 2 | New Mexico* | W, 21-10 | 15,631 |
| N 9 | at ²⁴ San Diego State* | W, 17-13 | 27,973 |
| N 23 | at Fresno State* | W, 35-28 | 32,303 |
| N 30 | UNLV* | L, 30-33 ^(OT) | 16,683 |
| J 3 | Ohio [^] | L, 21-30 | 13,611 |

^ — Famous Idaho Potato Bowl (Boise, Idaho)

2020 NEVADA WOLF PACK (7-2, 6-2 MW)

| | | | |
|------|-------------------------|----------|-------|
| O 24 | Wyoming* | W, 37-34 | 250 |
| O 31 | at UNLV* | W, 37-19 | 2,000 |
| N 5 | Utah State* | W, 34-9 | 250 |
| N 14 | vs. New Mexico* | W, 27-20 | 250 |
| N 21 | San Diego State* | W, 26-21 | 50 |
| N 28 | at Hawai'i* | L, 21-24 | 0 |
| D 5 | Fresno State* | W, 37-26 | 50 |
| D 12 | vs. San José State* | L, 20-30 | 0 |
| D 22 | vs. Tulane [^] | W, 38-27 | 0 |

^ — Famous Idaho Potato Bowl (Boise, Idaho)

2021 NEVADA WOLF PACK (8-4, 5-3 MW)

| | | | |
|------|---------------------|----------|--------|
| S 4 | at California | W, 22-17 | 35,117 |
| S 11 | Idaho State | W, 49-10 | 23,965 |
| S 18 | at 25 Kansas State | L, 17-38 | 48,768 |
| O 2 | at Boise State* | W, 41-31 | 37,426 |
| O 9 | New Mexico State | W, 55-28 | 21,448 |
| O 16 | Hawai'i* | W, 34-17 | 22,098 |
| O 23 | at Fresno State* | L, 32-34 | 33,012 |
| O 29 | UNLV* | W, 51-20 | 28,960 |
| N 6 | San José State* | W, 27-24 | 17,770 |
| N 13 | at San Diego State* | L, 21-23 | 11,821 |
| N 19 | Air Force* | L, 39-41 | 15,206 |
| N 27 | at Colorado State* | W, 52-10 | 17,465 |

Norvell left Nevada before the Wolf Pack played in the Quick Lane Bowl vs. Western Michigan

2022 COLORADO STATE RAMS (3-9, 3-5 MW)

| | | | |
|------|---------------------|----------|---------|
| S 3 | at Michigan | L, 7-51 | 109,575 |
| S 10 | Middle Tennessee | L, 19-34 | 27,641 |
| S 17 | at Washington State | L, 7-38 | 23,611 |
| S 24 | Sacramento State | L, 10-41 | 25,445 |
| O 7 | at Nevada* | W, 17-14 | 18,255 |
| O 15 | Utah State* | L, 13-17 | 35,009 |
| O 22 | Hawai'i* | W, 17-13 | 22,843 |
| O 29 | at Boise State* | L, 10-49 | 33,895 |
| N 5 | at San José State* | L, 16-28 | 16,382 |
| N 12 | Wyoming* | L, 13-14 | 30,300 |
| N 19 | at Air Force* | L, 12-24 | 20,121 |
| N 25 | New Mexico* | W, 17-0 | 20,107 |

2023 COLORADO STATE RAMS (5-7, 3-5 MW)

| | | | |
|------|---------------------|---------------------------|--------|
| S 2 | Washington State | L, 24-50 | 31,497 |
| S 16 | at 18/21 Colorado | L, 35-43 ^(2OT) | 53,141 |
| S 23 | at Middle Tennessee | W, 31-23 | 19,807 |
| S 30 | Utah Tech | W, 41-20 | 27,932 |
| O 7 | at Utah State* | L, 24-44 | 22,864 |
| O 14 | Boise State* | W, 31-30 | 34,901 |
| O 21 | at UNLV* | L, 23-25 | 22,585 |
| O 28 | 19 Air Force* | W, 13-30 | 22,570 |
| N 3 | at Wyoming* | L, 15-24 | 27,905 |
| N 11 | San Diego State* | W, 22-19 | 22,033 |
| N 18 | Nevada* | W, 30-20 | 20,121 |
| N 24 | at Hawai'i* | L, 24-27 | 11,013 |

2024 COLORADO STATE RAMS (8-5, 6-1 MW)

| | | | |
|------|-----------------------------|---------------------------|--------|
| A 31 | at 4 Texas | L, 0-52 | 99,171 |
| S 7 | Northern Colorado | W, 34-17 | 36,573 |
| S 14 | Colorado | L, 9-28 | 40,099 |
| S 21 | UTEP | W, 27-17 | 29,151 |
| O 5 | at Oregon State | L, 31-39 ^(2OT) | 36,433 |
| O 12 | San José State* | W, 31-24 | 27,280 |
| O 19 | at Air Force* | W, 21-13 | 27,598 |
| O 26 | New Mexico* | W, 17-6 | 36,980 |
| N 2 | at Nevada* | W, 38-21 | 16,019 |
| N 15 | Wyoming* | W, 24-10 | 36,720 |
| N 23 | at Fresno State* | W, 22-28 | 39,543 |
| N 29 | Utah State* | W, 42-37 | 24,772 |
| D 28 | vs. Miami (OH) [^] | L, 17-43 | 40,076 |

^ — Snoop Dogg Arizona Bowl (Tucson, Ariz.)

2025 COLORADO STATE RAMS (1-1, 0-0 MW)

| | | | |
|------|---------------------|----------|--------|
| A 30 | at Washington | L, 21-38 | 67,778 |
| S 6 | Northern Colorado | W, 21-17 | 37,023 |
| S 20 | UTSA | - | - |
| S 27 | Washington State | - | - |
| O 3 | at San Diego State* | - | - |
| O 10 | Fresno State* | - | - |
| O 18 | Hawai'i* | - | - |
| O 25 | at Wyoming* | - | - |
| N 8 | UNLV* | - | - |
| N 15 | at New Mexico* | - | - |
| N 22 | at Boise State* | - | - |
| N 28 | Air Force* | - | - |

NORVELL VS. OPPONENTS

| OPPONENT | RECORD |
|--------------------------|------------|
| Air Force | 2-4 |
| Arkansas State | 1-0 |
| Boise State | 2-3 |
| California | 1-0 |
| Colorado | 0-2 |
| Colorado State | 2-1 |
| Fresno State | 2-4 |
| Hawai'i | 4-3 |
| Idaho State | 1-1 |
| Kansas State | 0-1 |
| Miami (Ohio) | 0-1 |
| Michigan | 0-1 |
| Middle Tennessee | 1-1 |
| Nevada | 3-0 |
| New Mexico | 4-0 |
| New Mexico State | 1-0 |
| Northern Colorado | 2-0 |
| Northwestern | 0-1 |
| Ohio | 0-2 |
| Oregon | 0-1 |
| Oregon State | 1-1 |
| Portland State | 1-0 |
| Purdue | 1-0 |
| Sacramento State | 0-1 |
| San Diego State | 4-2 |
| San José State | 5-3 |
| Texas | 0-1 |
| Toledo | 1-1 |
| Tulane | 1-0 |
| UNLV | 4-2 |
| Utah Tech | 1-0 |
| Utah State | 2-3 |
| UTEP | 2-0 |
| UTSA | 0-0 |
| Vanderbilt | 0-1 |
| Washington | 0-1 |
| Washington State | 0-3 |
| Weber State | 1-0 |
| Wyoming | 2-3 |

Bold indicates opponent on 2025 schedule



NORVELL RECORD BOOK

PASSING

| Passing Yards | Opp. | Date | Yards |
|-----------------------------|-------------------|----------|-------|
| 1. Carson Strong (NEV) | at Fresno State | 10/23/21 | 476 |
| 2. B. Fowler-Nicolosi (CSU) | Utah Tech | 9/30/23 | 462 |
| 3. Ty Gangi (NEV) | at Colorado State | 10/14/21 | 428 |
| 4. Carson Strong (NEV) | Wyoming | 10/24/20 | 420 |
| 5. Carson Strong (NEV) | UNLV | 10/29/21 | 417 |

| Touchdown Passes | Opp. | Date | TDs |
|------------------------|------------------|----------|-----|
| 1. Carson Strong (NEV) | New Mexico State | 10/9/21 | 6 |
| 2. Carson Strong (NEV) | vs. Tulane | 12/22/20 | 5 |
| Carson Strong (NEV) | Fresno State | 12/5/20 | 5 |
| 4. 13 others with... | - | - | 4 |

| Pass Attempts | Opp. | Date | Atts. |
|-----------------------------|-----------------|----------|-------|
| 1. Carson Strong (NEV) | at Fresno State | 10/23/21 | 61 |
| 2. B. Fowler-Nicolosi (CSU) | at Utah State | 10/7/23 | 57 |
| 3. 5 others with... | | | 54 |

| Pass Completions | Opp. | Date | Cmps. |
|------------------------|-----------------|----------|-------|
| 1. Carson Strong (NEV) | at Fresno State | 10/23/21 | 49 |
| 2. Carson Strong (NEV) | Wyoming | 10/14/20 | 39 |
| 3. Carson Strong (NEV) | UNLV | 10/29/21 | 37 |
| 4. Carson Strong (NEV) | Utah State | 11/5/20 | 36 |
| Carson Strong (NEV) | San José State | 11/6/21 | 36 |

RECEIVING

| Receiving Yards | Opp. | Date | Yards |
|---------------------------------|-----------------|----------|-------|
| 1. Tory Horton (CSU) | Utah Tech | 9/30/23 | 227 |
| 2. Romeo Doubs (NEV) | at UNLV | 10/31/20 | 219 |
| 3. Brendan O'Leary-Orange (NEV) | at SDSU | 11/18/17 | 214 |
| 4. Romeo Doubs (NEV) | at Fresno State | 10/23/21 | 203 |
| 5. Elijah Cooks (NEV) | vs. Ohio | 1/3/20 | 197 |

| Receiving Touchdowns | Opp. | Date | TDs |
|------------------------------|------------------|----------|-----|
| 1. Tory Horton (CSU) | Utah Tech | 9/30/23 | 3 |
| Tory Horton (CSU) | Middle Tennessee | 9/10/22 | 3 |
| Tory Horton (NEV) | Fresno State | 12/5/20 | 3 |
| McLane Mannix (NEV) | Portland State | 8/31/18 | 3 |
| Brendan O'Leary-Orange (NEV) | at SDSU | 11/18/17 | 3 |
| Romeo Doubs (NEV) | Utah State | 11/5/20 | 3 |
| Romeo Doubs (NEV) | New Mexico | 11/14/20 | 3 |

| Receptions | Opp. | Date | Recs. |
|-----------------------|-----------------|----------|-------|
| 1. Romeo Doubs (NEV) | at Fresno State | 10/23/21 | 19 |
| 2. Tory Horton (CSU) | at Colorado | 9/16/23 | 16 |
| 3. Kaleb Fossum (NEV) | at Toledo | 9/22/18 | 15 |
| 4. Elijah Cooks (NEV) | vs. Ohio | 1/3/20 | 14 |
| 5. 4 others with... | - | - | 12 |

RUSHING

| Rushing Yards | Opp. | Date | Yards |
|-----------------------|----------------|----------|-------|
| 1. Kelton Moore (NEV) | Hawaii | 10/7/17 | 216 |
| 2. Toa Taua (NEV) | at Toledo | 9/22/18 | 170 |
| 3. Avery Morrow (CSU) | at Nevada | 10/7/22 | 168 |
| 4. Toa Taua (NEV) | San José State | 10/12/19 | 160 |
| 5. Avery Morrow (CSU) | UTEP | 9/21/24 | 156 |

| Rushing Touchdowns | Opp. | Date | TDs |
|---------------------|-----------|---------|-----|
| 1. Toa Taua (NEV) | at Toledo | 9/22/18 | 3 |
| 2. 9 others with... | - | - | 2 |

| Rush Attempts | Opp. | Date | Atts. |
|-----------------------|-------------------|----------|-------|
| 1. Toa Taua (NEV) | San José State | 10/12/19 | 34 |
| 2. Toa Taua (NEV) | at San José State | 11/17/18 | 29 |
| 3. Avery Morrow (CSU) | Utah State | 10/15/22 | 27 |
| 4. Avery Morrow (CSU) | Hawaii | 10/24/22 | 26 |
| 5. Avery Morrow (CSU) | at Oregon State | 10/5/24 | 25 |

TEAM - OFFENSE

| Total Yards | Yards |
|--|-------|
| 1. Nevada vs. Colorado State, 11/10/18 | 639 |
| 2. Nevada vs. Portland State, 8/31/18 | 636 |
| 3. Nevada vs. Idaho State, 9/11/21 | 586 |
| 4. Nevada at Toledo, 9/22/18 | 582 |
| 5. Nevada vs. Hawaii, 10/7/17 | 566 |

| Total Plays | Plays |
|--|-------|
| 1. Nevada vs. Hawaii, 10/16/21 | 93 |
| 2. Nevada vs. UNLV, 11/30/19 | 91 |
| 3. Nevada vs. Idaho State, 9/16/17 | 89 |
| 4. Nevada vs. San José State, 10/12/19 | 88 |
| 5. Colorado State at Colorado, 9/16/23 | 87 |

| Total Points | Points |
|---|--------|
| 1. Nevada vs. Portland State, 8/31/18 | 72 |
| 2. Nevada vs. San José State, 11/11/17 | 59 |
| 3. Nevada vs. New Mexico State, 10/9/21 | 55 |
| 4. Nevada at Colorado State, 11/27/21 | 52 |
| 5. Nevada vs. UNLV, 10/29/21 | 51 |

| Highest Yards Per Play | YPP |
|---------------------------------------|------|
| 1. Nevada vs. Portland State, 8/31/18 | 10.1 |
| 2. Nevada at UNLV, 10/31/20 | 9.2 |
| Colorado State vs. Utah Tech, 9/30/23 | 9.2 |
| 4. Nevada vs. Idaho State, 9/11/21 | 9.0 |
| Nevada vs. Colorado State, 11/10/18 | 9.0 |

TEAM - DEFENSE

| Fewest Yards Allowed | Yards |
|--|-------|
| 1. Colorado State vs. New Mexico, 11/25/22 | 133 |
| 2. Nevada vs. Weber State, 9/14/19 | 138 |
| 3. Nevada at San José State, 11/17/18 | 200 |
| 4. Nevada vs. Utah State, 11/5/20 | 210 |
| 5. Nevada at Air Force, 9/29/18 | 250 |

| Fewest Points Allowed | Points |
|--|--------|
| 1. Colorado State vs. New Mexico, 11/25/22 | 0 |
| 2. Colorado State vs. New Mexico, 11/26/24 | 6 |
| 3. Nevada vs. Utah State, 11/5/20 | 9 |
| 4. Nevada vs. Colorado State, 11/10/18 | 10 |
| Nevada vs. New Mexico, 11/2/19 | 10 |
| Nevada vs. Idaho State, 9/11/21 | 10 |
| Nevada at Colorado State, 11/27/21 | 10 |



NOTEBOOK

SEASON CAPTAINS NAMED

At the conclusion of the 2025 camp calendar, Colorado State's players voted on their season-long captains. While there is no set number, six players received the honor from their teammates and will serve as captains for the team this season.

COLORADO STATE 2025 CAPTAINS

| | | | |
|--------------------------------|------------------------------|-----------------------------------|-------------------|
| LB Jacob Ellis | Newcomer | DL Mukendi Wa-Kalonji | 3x Letterwinner |
| LB JaQues (Donut) Evans | Newcomer | OL Tanner Morley | 2024 Letterwinner |
| LB Owen Long | Youngest Captain for Norvell | QB Braydon Fowler-Nicolosi | 3-Year Starter |

THE ROSTER REBUILD CONTINUES

Since Norvell and Co. arrived in Fort Collins in 2022, the roster has been overhauled almost completely. There are only three players that have remained on the roster since before Norvell's arrival. In Norvell's first two *true* recruiting classes, the two combine for 97 new players and 40 through the portal or junior college. In Norvell's latest class he added 46 newcomers, including 30 through the portal after losing 31 letterwinners and 29 players than had started a game.

NORVELL'S ROSTERS BY THE NUMBERS

| | | | |
|--|----|---------------------------|----|
| 2022 Nevada Transfers | 9 | On Roster since... | |
| 2022 Newcomers Overall | 52 | 2019 | 0 |
| 2022 Transfers Newcomers (Portal/JUCO) | 23 | 2020 | 0 |
| | | 2021 | 3 |
| 2023 Newcomers Overall | 56 | 2022 | 10 |
| 2023 Transfers Newcomers (Portal/JUCO) | 25 | 2023 | 17 |
| | | 2024 | 32 |
| 2024 Newcomers Overall | 41 | | |
| 2024 Transfers Newcomers (Portal/JUCO) | 15 | | |
| 2024 Scholarship Newcomers | 19 | | |
| 2025 Newcomers Overall | 46 | | |
| 2025 Transfers Newcomers (Portal/JUCO) | 30 | | |
| 2025 Scholarship Newcomers | 40 | | |

THE RAMS MOVING CO. AKA 'THE MOB'

Since taking over the reins of the program, nowhere has the roster transition been more drastic than on the offensive line. In Norvell and offensive line coach Bill Best's first year, the front allowed the most sacks in the country with 59. Since, the line was revamped with 11 new linemen in 2023, which finished the year with just 14 sacks - No. 11 in the nation. Continuing the transformation, coach Best added seven more in the 2024 signing class, including a pair from the portal or junior college and finished the season No. 4 in the country, allowing just 10 total sacks.

OFFENSIVE LINE NEWCOMERS SINCE 2023

| NAME | PREVIOUS SCHOOL | NAME | PREVIOUS SCHOOL |
|------------------|----------------------|-------------------------|-------------------------------|
| Kentez Allen | Eagles Landing (HS) | Tanner Morley | Valor Christian (HS) |
| Chandler Brown | Shepherd (DII) | Sione Netane | St. Francis (HS) |
| Alex Foster | Utah Tech (FCS) | Phillip Ocon | Saint Francis -La Canada (HS) |
| Braden Hales | Olathe North (HS) | MJ Senegal | Feather River (JUCO) |
| Tristan Holmbeck | Dartmouth (FCS) | Zach Smith | Thunder Ridge (HS) |
| John Holthaus | Serra-San Mateo (HS) | Aitor Urionabarrenechea | Chaminada (HS)' |
| Berlin Lillard | Bishop O'Dowd (HS) | Liam Wortmann II | Central Missouri (DII) |
| Christian Martin | Destrehan (HS) | | |

Returns in italics

THE NEW RAM WALK

Under Norvell, Colorado State hosts **two** Ram Walks. One is the standard walk for the public to see the team enter Canvas Stadium prior to home games. The other is a more private affair.

On the night before every game, home and away, when the team goes to the stadium for walk-through, former CSU lettermen are invited back to walk the field, arms locked together, with the current players. Only current players and former players are allowed to participate, meaning Norvell and nearly every staff member is prohibited from being involved.

Current players are encouraged to spend the first 50 yards thinking about the next day's game and the final 50 yards thinking about how they will honor the former players. At the end of the 100-yard walk, alumni are selected to speak privately to the team about their experiences in the Green and Gold.

RECORD BREAKDOWN

| | 2025 | Norvell | Program Streak |
|--|------|---------|----------------|
| August | 0-1 | 2-2 | L5 |
| September | 1-0 | 5-7 | W2 |
| October | 0-0 | 6-6 | W3 |
| November | 0-0 | 6-6 | W1 |
| December | 0-0 | 0-1 | L6 |
| Colorado State's Conference Record... | | | |
| at home | 0-0 | 9-3 | W6 |
| on the road | 0-0 | 3-8 | L1 |
| Colorado State's Non-Conference Record... | | | |
| at home | 1-0 | 4-4 | W2 |
| on the road | 0-1 | 1-6 | L3 |
| neutral | 0-0 | 0-1 | L5 |
| Colorado State's Record in Games... | | | |
| decided by one score or less... | 1-0 | 9-7 | W2 |
| in overtime | 0-0 | 0-2 | L5 |
| vs. ranked opponents at home | 0-0 | 0-1 | L9 |
| vs. ranked opponents away/neutral | 0-0 | 0-3 | L18 |
| away/neutral during the day | 0-0 | 0-5 | L5 |
| away/neutral at night | 0-1 | 4-9 | L2 |
| home during the day | 0-0 | 8-3 | W4 |
| home at night | 1-0 | 5-6 | W3 |
| Colorado State's Record When Scoring... | | | |
| less than 20 points | 0-0 | 3-12 | L5 |
| 20+ points | 1-1 | 13-7 | W1 |
| 30+ points | 0-0 | 8-2 | W3 |
| the first points | 0-0 | 13-9 | L2 |
| after the opponent | 1-1 | 4-10 | W1 |
| Colorado State's Record When Allowing... | | | |
| less than 20 points | 1-0 | 10-2 | W8 |
| 20+ points | 0-0 | 7-16 | L1 |
| 30+ points | 0-1 | 2-14 | L2 |
| Colorado State's Record When... | | | |
| leading after the 1st quarter | 0-0 | 9-5 | W2 |
| trailing after the 1st quarter | 1-0 | 4-11 | W1 |
| tied after the 1st quarter | 0-1 | 4-5 | L2 |
| leading at halftime | 0-0 | 11-5 | W8 |
| trailing at halftime | 1-0 | 5-13 | W1 |
| tied at halftime | 0-1 | 1-3 | L1 |
| leading after the 3rd quarter | 0-0 | 12-2 | W10 |
| trailing after the 3rd quarter | 1-1 | 4-19 | W1 |
| tied after the 3rd quarter | 0-0 | 1-0 | W1 |
| Colorado State's Record With... | | | |
| less than 300 yards total offense | 0-1 | 1-9 | L4 |
| 300+ yards total offense | 1-0 | 15-11 | W1 |
| 400+ yards total offense | 0-0 | 10-6 | L1 |
| 500+ yards total offense | 0-0 | 1-0 | W1 |
| a 100-yard rusher | 0-0 | 8-5 | W3 |
| less than 100 rushing yards | 0-1 | 5-12 | L1 |
| 100+ yards rushing | 1-0 | 12-8 | W1 |
| 200+ yards rushing | 1-0 | 6-0 | W6 |
| less than 100 passing yards | 0-0 | 1-1 | L1 |
| 100+ yards passing | 1-1 | 15-19 | W1 |
| 200+ yards passing | 0-0 | 10-15 | L1 |
| 300+ yards passing | 0-0 | 4-6 | L1 |
| Colorado State's Record When Allowing... | | | |
| less than 200 total yards | 0-0 | 1-0 | W3 |
| less than 300 total yards | 1-0 | 6-2 | W4 |
| less than 400 total yards | 1-0 | 10-9 | W1 |
| 400+ total yards | 0-1 | 5-12 | L2 |
| a 100-yard rusher | 0-1 | 3-9 | L2 |
| less than 100 yards rushing | 1-0 | 5-3 | W3 |
| 100+ yards rushing | 0-1 | 13-18 | L2 |
| less than 300 yards passing | 1-1 | 15-14 | W1 |
| 300+ yards passing | 0-0 | 2-8 | W2 |
| Colorado State's Record When... | | | |
| committing no turnovers | 0-0 | 3-1 | W2 |
| winning the turnover battle | 0-0 | 8-2 | W4 |
| equal turnovers as opponent | 0-1 | 2-7 | L2 |
| losing turnover battle | 1-0 | 7-12 | W1 |
| running more plays than opponent | 1-0 | 7-8 | W1 |
| running fewer plays than opponent | 0-1 | 10-13 | L1 |
| running equal plays as opponent | 0-0 | 0-1 | L1 |

NOTEBOOK

COLORADO STATE START CHART

OFFENSE

| Player | 2025 | Streak | Career |
|------------------------------|------|--------|--------|
| Rocky Beers, TE | 2 | 2 | 6 |
| Tahj Bullock, QB | 1 | - | 24 |
| Jalen Dupree, RB | 2 | 2 | 2 |
| Alex Foster, OL | 0 | - | 20 |
| Brayden Fowler-Nicolosi, QB | 2 | 26 | 27 |
| Aaron Karas, OL | 2 | 15 | 15 |
| Tay Lanier, WR | 2 | 2 | 11 |
| Justin Marshall, RB | 0 | - | 7 |
| Christian Martin, OL | 2 | 2 | 2 |
| Tanner Morley, OL | 2 | 12 | 12 |
| Jordan Ross, WR | 1 | 1 | 1 |
| Aitor Urionabarreneachea, OL | 2 | 2 | 2 |
| Jaxxon Warren, TE | 2 | 2 | 2 |
| Armani Winfield, WR | 0 | - | 12 |
| Liam Wortmann, OL | 2 | 2 | 2 |

DEFENSE

| Player | 2025 | Streak | Career |
|------------------------|------|--------|--------|
| Kenyon Agurs, DL | 2 | 2 | 2 |
| Jacob Ellis, LB | 1 | 1 | 1/9 |
| JaQues Evans, LB | 2 | 2 | 2/22 |
| Ayden Hector, DB | 1 | 1 | 14/16 |
| Jake Jarmolowich, DB | 2 | 2 | 2/17 |
| Lemondre Joe, DB | 2 | 2 | 2/25 |
| Gabe Jones, DL | 1 | 1 | 1 |
| Andrew Laurich, DL | 2 | 2 | 2 |
| Owen Long, LB | 2 | 3 | 3 |
| Jack Moran, DL | 1 | 1 | 1 |
| Jeremy Naborne, LB | 1 | 1 | 1 |
| AJ Noland, DB | 1 | 1 | 1 |
| Dylan Phelps, DB | 0 | 1 | 1 |
| Jahari Rogers, DB | 2 | 2 | 2/17 |
| Mukenda Wa-Kalonji, DL | 2 | 15 | 15 |

Career numbers for DL transfers with starts shown as
Colorado State games started/career games started

GRADUATED RAMS

Colorado State's 2025 roster includes 12 student-athletes who have already earned their degrees.

| | |
|---------------------|------------------------|
| 1. Tahj Bullock | 7. Jahari Rogers |
| 2. Isaiah Hankins | 8. Ayden Hector |
| 3. Tristan Holmbeck | 9. Jaseim Mitchell |
| 4. Rocky Beers | 10. Jake Jarmolowich |
| 5. Jacob Ellis | 11. Cody Pettitt |
| 6. JaQues Evans | 12. Mukendi Wa-Kalonji |

MOUNTAIN WEST STANDINGS

| | MW | Overall | Streak |
|-----------------|-----|---------|--------|
| Utah State | 1-0 | 2-1 | W1 |
| UNLV | 0-0 | 3-0 | W3 |
| Fresno State | 0-0 | 3-1 | W3 |
| Hawai'i | 0-0 | 3-1 | W2 |
| New Mexico | 0-0 | 2-1 | W2 |
| Wyoming | 0-0 | 2-1 | L1 |
| Boise State | 0-0 | 1-1 | W1 |
| Colorado State | 0-0 | 1-1 | W1 |
| San Diego State | 0-0 | 1-1 | L1 |
| Nevada | 0-0 | 1-2 | L1 |
| San José State | 0-0 | 0-2 | L2 |
| Air Force | 0-1 | 1-1 | L1 |

THE COMMITMENT CONTINUUM

On the topic of good reads, another of Norvell's implementations since arriving at Colorado State has been pulled from the author Jeff Janssen: the Commitment Continuum. The simple guide includes six ranges of commitment to the organization's goals: Resistant, Reluctant, Existent, Compliant, Committed, and Compelled.

Each week during summer conditioning, Colorado State's positional leaders - not the coaches - sort each member of their position group into one of those six categories for everyone in the program to see. Entering the 2024 season, every member of the roster was placed at Compliant or higher with the majority in the Committed and Compelled categories.

THE COMMITMENT CONTINUUM



#NEXTLEVELRAMS

For the 2025 regular season, Colorado State has **five** Rams on 53-man rosters in the National Football League, with two making a practice squad. One of the newest additions to the NFL ranks this season is Tory Horton, an All-American at Colorado State and one of the best receivers to come through Fort Collins and the Mountain West. The receiver was picked in the fifth round of the 2025 NFL draft.

| NAME, POS. (Years Lettered) | TEAM | 53 | PS | INJ/RES |
|------------------------------|----------------------|----|----|---------|
| Tory Horton, WR (2022-24) | Seattle Seahawks | ✓ | - | - |
| Dom Jones, CB (2024) | Cleveland Browns | - | ✓ | - |
| Mohamed Kamara, DL (2020-24) | Tampa Bay Buccaneers | - | ✓ | - |
| Trey McBride, TE (2018-21) | Arizona Cardinals | ✓ | - | - |
| Drew Moss, OL (2023-24) | San Francisco 49ers | ✓ | - | - |
| Adam Prentice, FB (2015-19) | New Orleans Saints | - | ✓ | - |
| Trent Sieg, LS (2014-17) | Dallas Cowboys | ✓ | - | - |
| Barry Wesley, OL (2018-21) | New Orleans Saints | - | - | ✓ |

After starting all 16 games for the Cardinals and eclipsing 100 receptions and 1,000 yards, **Trey McBride** signed a four-year contract extension with the Cardinals worth \$76 million with \$43 million guaranteed, making him the highest-paid tight end in the NFL history at the time of the signing. The Pro Bowler recorded three games with 100+ yards and didn't find the endzone until week 15 against the LA Rams.

FINAL YEAR IN THE MOUNTAIN WEST

This is the 27th season of Colorado State competing in the Mountain West and marks the final season in the league - one that CSU helped form back in 1999. The Rams shared the conference's first football title with BYU and Utah, and hope to leave the league with a fourth and final MW crown in 2025.

The Rams are one of just four current members to capture multiple MW football titles, all of which are teams departing for the Pac-12 in June 2026 (Boise State-5, Colorado State-3, Fresno State-3, San Diego State-2)

| | OVERALL | CONF. | FINISH | COACH | | OVERALL | CONF. | FINISH | COACH |
|--|---------|-------|--------|-----------------|--|---------|-------|--------|---------------|
| 1999 | 8-4 | 5-2 | T-1st | Sonny Lubick | 2013 | 8-6 | 5-3 | T-3rd | Jim McElwain |
| <i>MW Co-Champions / Liberty Bowl</i> | | | | | <i>New Mexico Bowl Champions</i> | | | | |
| 2000 | 10-2 | 6-1 | 1st | Sonny Lubick | 2014 | 10-3 | 6-2 | T-2nd | Jim McElwain |
| <i>MW Champions / Liberty Bowl Champions</i> | | | | | <i>Royal Purple Las Vegas Bowl</i> | | | | |
| 2001 | 7-5 | 5-2 | 2nd | Sonny Lubick | 2015 | 7-6 | 5-3 | T-3rd | Mike Bobo |
| <i>New Orleans Bowl Champions</i> | | | | | <i>NOVA Home Loans Arizona Bowl</i> | | | | |
| 2002 | 10-4 | 6-1 | 1st | Sonny Lubick | 2016 | 7-6 | 5-3 | 5th | Mike Bobo |
| <i>MW Champions / Liberty Bowl</i> | | | | | <i>Famous Idaho Potato Bowl</i> | | | | |
| 2003 | 7-6 | 4-3 | 3rd | Sonny Lubick | 2017 | 7-6 | 5-3 | 5th | Mike Bobo |
| <i>San Francisco Bowl</i> | | | | | <i>Gildan New Mexico Bowl</i> | | | | |
| 2004 | 4-7 | 3-4 | T-4th | Sonny Lubick | 2018 | 3-9 | 2-6 | T-9th | Mike Bobo |
| 2005 | 6-6 | 5-3 | T-2nd | Sonny Lubick | 2019 | 4-8 | 3-5 | T-7th | Mike Bobo |
| <i>Poinsettia Bowl</i> | | | | | 2020 | 1-3 | 1-3 | T-4th | Steve Addazio |
| 2006 | 4-8 | 1-7 | T-8th | Sonny Lubick | <small>COVID-19 pandemic forces eight-game, conference-only schedule during which the Rams have four games canceled.</small> | | | | |
| 2007 | 3-9 | 2-6 | T-7th | Sonny Lubick | 2021 | 3-9 | 2-6 | T-4th | Steve Addazio |
| 2008 | 7-6 | 4-4 | 5th | Steve Fairchild | 2022 | 3-9 | 3-5 | 5th | Jay Norvell |
| <i>New Mexico Bowl Champions</i> | | | | | 2023 | 5-7 | 3-5 | 8th | Jay Norvell |
| 2009 | 3-9 | 0-8 | 9th | Steve Fairchild | 2024 | 8-5 | 6-1 | T-2nd | Jay Norvell |
| 2010 | 3-9 | 2-6 | T-6th | Steve Fairchild | <i>Snoop Dogg Arizona Bowl</i> | | | | |
| 2011 | 3-9 | 1-6 | T-6th | Steve Fairchild | | | | | |
| 2012 | 4-8 | 3-5 | T-7th | Jim McElwain | | | | | |



NOTEBOOK

INTRODUCING THE RING OF HONOR

A new tradition began this summer at Colorado State as the inaugural Ring of Honor class was announced by Director of Athletics John Weber. The Ring of Honor will work alongside the Hall of Fame, the Walk of Champions and those individuals who have had their numbers retired to continuously celebrate those who have helped create the legacy of Colorado State Athletics.

Four elevators, high-achievers, legacy makers, legends from the football program will be part of the inaugural class.

Sonny Lubick | Football Coach

Arguably the most recognizable name in program history, Lubick set a standard in his 15-year tenure, elevating the football team to a respected brand on the national stage. His teams won six conference championships and qualified for 15 bowl games. Posting a 108-74 record with the Rams, eight of his seasons saw the Rams in the national polls, reaching a peak of No. 10 in 1994. Even more than his success on the field, it was the person he was which endeared Lubick to so many, still to this day. The playing surface at Canvas Stadium is named after him

Joey Porter | Football

An unassuming H-back and wideout his first two years, Porter would become one of the most disruptive forces to ever suit up on defense. He earned all-conference honors in 1997 after posting 14 sacks, a team which won the Western Athletic Conference championship. It led to a 13-year NFL career, most of it spent with Pittsburgh, winning a Super Bowl in 2005.

Bradlee Van Pelt | Football

With a reckless playing style, Van Pelt quickly became a fan favorite and one of the most productive quarterbacks in program history. He could dazzle with his running style, preferring lowering the pads to sliding for safety, and became a strong passer, graduating as one of the few players in NCAA history at the time to have more than 5,000 yards passing and 2,000 rushing in a career. A two-time Mountain West Offensive Player of the Year, he spent four years in the NFL and remains one of the most popular players in CSU history.

Al "Bubba" Baker | Football

A standout, all-conference defensive lineman in the 1970s as part of the Big Green defense, Baker tore through opposing offensive lines. In 1978, he was drafted by the Detroit Lions where he began a 13-year journey in the NFL, a career which saw him make three Pro Bowl teams, being named All-Pro once.

The Ring of Honor will consist of those who are at least 10 years past their graduation year, have forged a decade-plus in American professional leagues, participated in the Olympics in their predominant sport, reached All-American status as a collegian or were named their conference player of the year. Others may be honored through special circumstances deemed worthy of the honor by the athletic director.

PATH TO THE PAC

On September 12, 2024, Colorado State announced that it would be leaving the Mountain West and joining the Pac-12 Conference starting on July 1, 2026. The Rams will join current members Oregon State and Washington State, while adding Boise State, Utah State, San Diego State, Fresno State and Texas State.

"This move elevates CSU in a way which benefits all our students, bolsters our core mission, and strengthens our reputation for academic and research excellence. CSU is honored to be among the universities asked to help carry on the history and tradition of the Pac-12 as a highly competitive conference with some of the nation's leading research institutions."

- Amy Parsons | Colorado State President

"This moment has been a long time coming. Our students, faculty, staff, alumni, donors and fans are hungry for this move and are going to love what comes next as CSU charts a transformational new course as a member of the Pac-12."

- John Weber | Colorado State Director of Athletics

- » Increased national opportunities and exposure for our university
- » Boosts our profile allowing academics, athletics and research to shine
- » Elevates our academic prestige
- » Creates enhanced access to the College Football Playoff and Championship



PLAYERS OF THE WEEK

Aug. 25

Offense: Micah Alejado (Hawai'i)
Defense: Kilinahe Mendiola-Jensen (Hawai'i)
Special Teams: Kansei Matsuzawa (Hawai'i)
Freshman: Micah Alejado (Hawai'i)

Sept. 1

Offense: Anthony Colandrea (UNLV)
Defense: Aamaris Brown (UNLV)
Special Teams: Tanner Rinker (Utah State)
Freshman: Jalen Dupree (CSU)

Sept. 8

Offense: Anthony Colandrea (UNLV)
Defense: Jadon Pearson (Fresno State)
Special Teams: Dylan Lynch (Fresno State)
Freshman: Sire Gaines (Boise State)

Sept. 15

Offense: Bryson Barnes (Utah State)
Defense: Jaxton Eck (New Mexico)
Special Teams: Kansei Matsuzawa (Hawai'i)
Freshman: Samuel Harris (Wyoming)

Sept. 22

Offense:
Defense:
Special Teams:
Freshman:

Sept. 29

Offense:
Defense:
Special Teams:
Freshman:

Oct. 6

Offense:
Defense:
Special Teams:
Freshman:

Oct. 13

Offense:
Defense:
Special Teams:
Freshman:

Oct. 20

Offense:
Defense:
Special Teams:
Freshman:

Oct. 27

Offense:
Defense:
Special Teams:
Freshman:

Nov. 3

Offense:
Defense:
Special Teams:
Freshman:

Nov. 10

Offense:
Defense:
Special Teams:
Freshman:

Nov. 17

Offense:
Defense:
Special Teams:
Freshman:

Nov. 24

Offense:
Defense:
Special Teams:
Freshman:

NOTES AND TIDBITS

TRADITIONS AT CSU

Colorado State has a number of long-standing traditions around its football program. Some are celebrated each game, some only at home, and some only on Homecoming.

» HOMECOMING FLAG

Since 2014, each Homecoming game, one Colorado State player is selected to run out of the tunnel with an Aggie A flag from 1925. The flag was stolen by CU fans during the 1925 Homecoming game and returned for the playing of the 100th Homecoming game in 2014.

Then-head coach Jim McElwain started the tradition which has been carried on ever since.

| YEAR | RESULT | RUNNER |
|------|----------------------------|-----------------|
| 2014 | W, 16-13 (Utah State) | Max Morgan |
| 2015 | W, 38-23 (Air Force) | Sam Carlson |
| 2016 | W, 31-24 (Utah State) | CAM the Ram |
| 2017 | W, 44-42 (Nevada) | Jake Bennett |
| 2018 | W, 20-18 (New Mexico) | Olabisi Johnson |
| 2019 | L, 10-24 (San Diego State) | Brendan Fulton |
| 2020 | No Homecoming Game | - |
| 2021 | W, 32-14 (San José State) | Toby McBride |
| 2021 | L, 13-17 (Utah State) | Henry Blackburn |
| 2023 | W, 31-30 (Boise State) | Jack Howell |
| 2024 | W, 17-6 (New Mexico) | Cam Bariteau |



» COMATOSE

Since 1920, military members from the institution have fired the deafening 75mm cannon "Comatose," an intimidating exclamation point to opponents which just allowed a Rams touchdown, field goal or PAT. Fired today by CSU's Army ROTC, it is **the oldest continuous tradition** associated with CSU Athletics.

At Canvas Stadium, the cannon is located at field level in the southeast corner. The cannon was completely refurbished in Denver in the summer of 2018.



» LARRY LASASSO SPIRIT AWARD

A 1934 graduate of Colorado Agricultural College and former cheerleader for the Aggies, Larry LaSasso returned home from WWII to become the greatest cheerleader in CSU history. Director of Athletics, Harry Hughes, asked LaSasso to help bring some spirit back to Colorado A&M.

Beginning in 1946, LaSasso helped lead Aggie cheers and donned his old cheerleading sweater. He added onto his ensemble by wearing a kilt honoring his Scottish heritage, a beret and white gloves.

Fans around CSU came to recognize the "Aggie Cheerleader" and found his warm personality and love of CSU intoxicating. LaSasso continued to wear his sweater and kilt to homecoming games until 2002; he passed away August 1, 2004 at the age of 92.

In 1983, the Larry LaSasso Spirit Award was created to recognize individuals who have demonstrated exceptional and enduring spirit, enthusiasm, and support for Colorado State Athletics. The winner is presented annually during homecoming weekend.

PAST WINNERS

| YEAR | WINNER | YEAR | WINNER |
|------|----------------------------|------|---------------------|
| 1983 | John Schmidt | 2003 | Dave & Pat Harder |
| 1984 | Jim & Nadine Henry | 2004 | Bill & Jan Woods |
| 1985 | Bob Pike | 2005 | Tim & Jackie O'Hara |
| 1986 | Fum McGraw | 2006 | George Colby |
| 1987 | Bob Reynolds | 2007 | Harlan Horst |
| 1988 | Ren & Sharon Jensen | 2008 | George Seward |
| 1989 | Don and Mae Wise | 2009 | Jim Smith |
| 1990 | John Holthorff | 2010 | Mike Pierce |
| 1991 | Jerry and Carol Rice | 2011 | Norma Lloyd |
| | Fred Frantz | | Ned Steele |
| 1992 | Drew and Liz Case | 2012 | Jim & Jan Kincaid |
| 1993 | Mike Rosser | 2013 | Kevin Keefe |
| 1994 | Don & Rosamary Weinmeister | 2014 | Jan & Len Carpenter |
| 1995 | Alan & Mary Ashbaugh | 2015 | Jill & Randy Burge |
| 1996 | Mike Demma | 2016 | Carol & Brian Zick |
| | Shorty Long | 2017 | John Hirn |
| 1997 | Tom Field | 2018 | Jack Capp |
| 1998 | Jay Laetsch | 2019 | Stan Hornung |
| 1999 | John Toliver | 2020 | Not Awarded |
| 2000 | Barbara Joyce | 2021 | Joel Cantalamessa |
| 2001 | Gene & Pat Markley | 2022 | Mike & Traci Rowe |
| 2002 | Dale & Sharon Carlson | 2023 | Bob & Marilyn Clark |
| | | 2024 | Ross & Sue Thompson |

» TRAVELING TROPHIES

Colorado State football enjoys fierce rivalries with three front-range schools. The Rams and their foes battle for a trio of traveling trophies: The Centennial Cup (Colorado), the Bronze Boot (Wyoming) and the Ram-Falcon Trophy (Air Force).

The Bronze Boot is far and away the most important trophy associated with CSU Football and was created in 1968 from an actual leather boot worn by Cpt. Dan Romero during the Vietnam War.

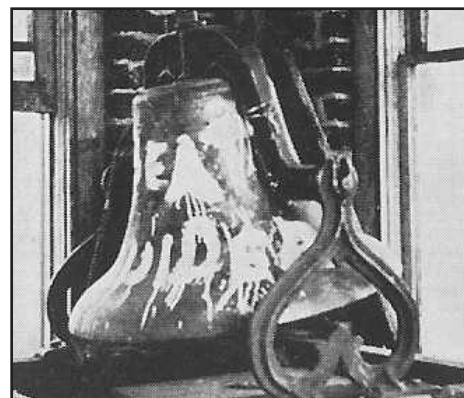


» OLD MAIN BELL

The story of Colorado State's Old Main Bell, which rings before each home football game and housed in the Iris and Michael Smith Alumni Center and Canvas Stadium, is a long and twisting one.

The bell originally rang throughout the campus of Colorado Agricultural College around 1910 before being stolen in 1919 and hidden away in secrecy, its location known only to a select few. The bell emerged in February 2016 and delivered by an unknown individual on the driveway of Kristi Bohlender, the Executive Director of CSU's Alumni Association.

A complete rundown of the story by CSU's *Source* can be read [HERE](#).



» THE AGGIE A

The prominent white "A" displayed on the foothills overlooking the old Hughes Stadium site is the second-oldest ongoing tradition associated with Colorado State University.

At a special assembly on Dec. 4, 1923, the students of State Agricultural College agreed it was time to erect an emblem to support the University.

The college declared Dec. 12 a special holiday, and students worked from that morning until mid-afternoon to form the "A."

The following September, students lengthened and widened the "A" to its present size of 450 feet from top to bottom, and 210 feet across at the bottom.

Today, the "A" is an official landmark. Early each fall, freshman football players join forces with several other campus organizations to give the "A" a fresh coat of white paint.





NOTES AND TIDBITS

CONSISTENT FIVE

The difference between the front five in 2022 to 2025 is significant. Not just in stature, but in consistency. In Norvell's first year, Colorado State started a different combination of the front five in half of the schedule. In 2023, however, the Rams started the same five linemen - in the same positions - in every game. They were one of only 12 teams to do so in the FBS last season. In 2024, it was nearly the same, as the MOB had just two different lines start, with the difference at left guard due to an injury to Alex Foster.

2023 STARTING OFFENSIVE LINE

| LT | LG | C | RG | RT |
|-----------|--------|---------|--------|------|
| Henderson | Jervis | Gardner | Cannon | Moss |

2024 STARTING OFFENSIVE LINE

| LT | LG | C | RG | RT |
|-----------|--------|---------|------|-------|
| Henderson | Foster | Gardner | Moss | Karas |
| Henderson | Morley | Gardner | Moss | Karas |

Colorado State's offensive line has been one of the best in college football over the past two seasons, ranking in the top 12 in sacks allowed in both 2023 (T11th, 14.0) and 2024 (4th, 10.0). However, three mainstays that helped build the culture of The M.O.B. - Jacob Gardner, Drew Moss, Saveyon Henderson - have moved on from the program, taking 128 collective collegiate starts with them. Guard Tanner Morley and tackle Aaron Karas are the pair of returning starters, with a group of youth and promise set to step up around them.

WALKING ON TO A STARTING ROLE

In 2024, Tommy Maher was a walk-on, looking to make one play and get his shot. His name was called in one of the biggest games of the season - The Border War. Except, it didn't go as rehearsed. The receiver motioned too quick, fumbled the ball in the redzone before half and all hope was thought to be lost. That wasn't the case.

Coach Norvell and his staff came back to Maher, rather quickly in the second-half. The second play of the half to be precise. Maher didn't let his chance slip this time, catching a 54-yard touchdown from Fowler-Nicolosi to give the Rams a 24-3 lead.

After the victory, Coach Norvell announced Maher was going to be put on scholarship - not the main goal, but just part of the goal.

Looking forward to 2025, Maher has grown up physically and in the depth chart, posed to be a consistent pass catcher.

STRONG CONNECTION

Head coach Jay Norvell made a lot of changes in the coaching room over the offseason, but one of the most intriguing was bringing back a former quarterback of his, Carson Strong.

Strong played for Norvell at Nevada and was one of the most prolific quarterbacks in the country, winning two Mountain West Offensive Player of the Year awards while racking up 9,368 passing yards and 74 passing touchdowns. Strong was brought in to mentor Ram signal-caller Brayden Fowler-Nicolosi, because what better way to learn the offense than from the one who has run it best?

HOME COOKING

Since Coach Norvell and Co., arrived at Canvas Stadium, they went to work to build the fan base back to pre-Canvas Stadium times.

Colorado State sold out **FOUR** games at Canvas Stadium in 2024, including setting the program attendance record against Colorado.

2024 CANVAS STADIUM SELL OUTS

| DATE | OPP | ATT | RESULT |
|----------|-------------|--------|----------|
| 9/14/24 | Colorado | 40,099 | L, 9-28 |
| 10/26/24 | New Mexico | 36,980 | W, 17-6 |
| 11/15/24 | Wyoming | 36,720 | W, 24-10 |
| 9/7/24 | N. Colorado | 36,573 | W, 34-17 |

PRIOR CANVAS STADIUM SELL OUTS

| | | | |
|----------|--------------|--------|----------|
| 8/26/17 | Oregon State | 37,584 | W, 58-27 |
| 10/14/17 | Nevada | 36,765 | W, 44-42 |
| 10/13/18 | New Mexico | 36,514 | W, 20-18 |

Oregon State was the inaugural game | Nevada was Homecoming

CANVAS CHAOS

Colorado State's Canvas Stadium was one of the top home-fields in the Mountain West last season as the Rams won six of seven home games behind an average crowd of 33,082. The Rams recorded four sellouts on the season, including a Canvas Stadium - and program record - crowd of 40,099 for the Rocky Mountain Showdown against Colorado. Colorado State is set to host seven home games for a second-consecutive season.

NEW DEFENSE, WHO DIS?

When looking at the defensive side of the ball, you won't see too many familiar faces, especially in the defensive room. CSU welcomed a whole new defensive coaching staff during the off season. Some fans might recognize Defensive Coordinator Tyson Summers, who is back in the Green and Gold for the second time. Summers was the defensive leader for Head Coach Mike Bobo in 2015.

Also returning is outside linebackers coach John Jancek who was the defensive coordinator for the Rams in 2018-19 under Mike Bobo. Jancek brings nearly 20 years of coordinator experience back to Fort Collins, including a number of years in the SEC and Big 12.

DONUT

Everyone likes a donut. Except maybe Gordon Ramsey. But, the monicker should have everyone excited about the new senior captain. JaQues Evans, as he was named at birth, knows and has excelled in Coach Summers defense while at Western Kentucky. Donut led the Toppers as a sophomore and was well on his way the following year before a season-ending injury. He decided to make the move and head to Baylor where he played in a few games before another injury kept him sidelined. For his final season, Summers made the call and welcomed him to Fort Collins.

Now as for the nickname, it was a childhood name that followed him from Pee Wee through today. It came from his Pee Wee coach after he showed up to practice with donut powder on his black shirt after being rushed out of the house.

RECORD TRACKER

As the 2025 progresses, here are Rams tracking up the record book in career and season charts both at Colorado State and with the Mountain West.

Colorado State--

Career Pass Attempts

| | | |
|----|--------------------------|-------|
| 1. | Garrett Grayson, 2011-14 | 1,113 |
| 2. | Nick Stevens, 2014-17 | 1,032 |
| 3. | Kelly Stouffer, 1984-86 | 1,015 |
| 4. | Terry Nugent, 1980-83 | 1,009 |
| 5. | BFN, 2022-24 | 944 |

Career Pass Completions

| | | |
|----|--------------------------|-----|
| 1. | Garrett Grayson, 2011-14 | 688 |
| 2. | Nick Stevens, 2014-17 | 639 |
| 3. | Kelly Stouffer, 1984-86 | 577 |
| 4. | BFN, 2022-24 | 569 |
| | Terry Nugent, 1980-83 | 569 |

Career Passing Yards

| | | |
|----|--------------------------|-------|
| 1. | Garrett Grayson, 2011-14 | 9,191 |
| 2. | Nick Stevens, 2014-17 | 8,550 |
| 3. | Kelly Stouffer, 1984-86 | 7,142 |
| 4. | Terry Nugent, 1980-83 | 7,103 |
| 5. | Moses Moreno, 1994-97 | 6,986 |
| 6. | BFN, 2022-24 | 6,792 |

Career Passing Touchdowns

| | | |
|----|---------------------------|----|
| 5. | Terry Nugent, 1980-83 | 40 |
| 6. | Caleb Hanie, 2004-07 | 39 |
| | Anthony Hill, 1991-94 | 39 |
| 8. | Bradlee Van Pelt, 2001-03 | 38 |
| | BFN, 2022-24 | 38 |

LACK OF STARTERS RETURNING

Looking at the starters on the roster of the 2024 regular season, only two players on defense and four on offense return in 2025. The Rams lost 24 players who started a game in 2024.

Graduation/Eligibility: 17
Transfer Portal: 7

Coach Norvell doesn't shy away from talking about the negative effects of the transfer portal, often mentioning losing five starting wide receivers in the past three seasons.

ADDING MORE EXPERIENCE

Colorado State lost 28 players who started a game that were on the 2024 roster, with majority due to eligibility exhaustion. CSU lost over 13,000 snaps - the most in the Mountain West.

With the very experienced veteran class, some might think the Rams would be one of the least experienced teams in the country, but Norvell and his staff did a great job recruiting new and experienced talent from across the country.

Offense:

Snaps Lost: 5,610
Snaps Added: 2,327

Defense:

Snaps Lost: 7,433
Snaps Added: 3,435

Specialist

Snaps Lost: 273
Snaps Added: 97

Despite losing multiple letterwinners and players that were multi-year starters, the Rams brought in an additional 2,934 snaps to the 2025 roster.



NOTES AND TIDBITS

FUTURE SCHEDULES

2026

| | | |
|----------|----|---------------|
| Sept. 5 | at | Indiana |
| Sept. 12 | | Southern Utah |
| Sept. 19 | | BYU |
| Sept. 26 | at | UTSA |

2026 Pac-12 Schedule TBA

2027

| | | |
|----------|----|-----------------|
| Sept. 4 | | Arizona |
| Sept. 11 | at | Sam Houston |
| Sept. 18 | at | Wisconsin |
| Sept. 25 | | Houston Baptist |

2028

| | | |
|----------|----|-------------|
| Sept. 2 | at | Arizona |
| Sept. 9 | | Sam Houston |
| Sept. 16 | | TBA |
| Sept. 23 | | Wyoming |
| Sept. 30 | at | Oklahoma |

2029

| | | |
|----------|----|----------|
| Sept. 8 | at | BYU |
| Sept. 15 | | Colorado |
| Sept. 22 | at | Wyoming |

2030

| | | |
|----------|----|----------|
| Sept. 7 | | Wyoming |
| Sept. 14 | at | Colorado |

2031

| | | |
|----------|----|---------|
| Sept. 20 | at | Wyoming |
|----------|----|---------|

2032

| | | |
|----------|--|---------|
| Sept. 25 | | Wyoming |
|----------|--|---------|

2033

| | | |
|----------|----|----------|
| Sept. 17 | at | Colorado |
| Sept. 24 | at | Wyoming |

2034

| | | |
|----------|--|----------|
| Sept. 16 | | Colorado |
| Sept. 23 | | Wyoming |

2035

| | | |
|----------|----|---------|
| Sept. 22 | at | Wyoming |
|----------|----|---------|

2037

| | | |
|----------|----|----------|
| Sept. 19 | at | Colorado |
|----------|----|----------|

2038

| | | |
|----------|--|----------|
| Sept. 11 | | Colorado |
|----------|--|----------|

THE CLOSE ONES

The past two seasons have brought 11 nail bitters, including six in 2023 - the most since 2015. Colorado State is 6-5 in those situations.

2023 ONE-SCORE GAMES

| GAME | RESULT | FINAL PLAY |
|------------------|---------------------------|------------|
| Colorado | L, 43-35 ^(2OT) | (:36) TD |
| Middle Tennessee | W, 31-23 | - |
| Boise State | W, 31-30 | TD |
| UNLV | L, 25-23 | FG |
| San Diego State | W, 22-19 | - |
| Hawaii | L, 27-24 | FG |

In four games, the deciding points were scored in the final minute, with Boise State, UNLV and Hawaii decided on the final play of the game.

2024 ONE-SCORE GAMES

| GAME | RESULT |
|----------------|---------------------------|
| Oregon State | L, 31-39 ^(2OT) |
| San José State | W, 31-24 |
| Air Force | W, 21-13 |
| Fresno State | L, 22-28 |
| Utah State | W, 42-37 |

Last season the Rams found themselves in five games that came down to one possession, including a double-overtime game at Oregon State. The Rams have been in eight overtime games since the rule was implemented in 1995 and holding a 1-7 mark.

OVERTIME GAMES

| YEAR | OPPONENT | RESULT |
|------|-----------------|---------------------------|
| 2001 | Fresno State | L, 22-25 ^(OT) |
| 2007 | vs. Colorado | L, 28-31 ^(OT) |
| 2011 | at Utah State | W, 35-34 ^(2OT) |
| 2015 | at Minnesota | L, 20-23 ^(OT) |
| 2015 | vs. Colorado | L, 24-27 ^(OT) |
| 2017 | Boise State | L, 52-59 ^(OT) |
| 2023 | at Colorado | L, 35-43 ^(2OT) |
| 2024 | at Oregon State | L, 31-39 ^(2OT) |

MR. 300

Brayden Fowler-Nicolosi finished the last three games of the 2024 season with over 300 yards through the air. He has eight games so far hitting that mark in his career.

| | OPPONENT | C-A-I | YARDS |
|----|---------------------|---------|-------|
| 1. | at Colorado | 34-47-3 | 367 |
| 2. | at Middle Tennessee | 30-43-1 | 321 |
| 3. | Utah Tech | 26-32-2 | 462 |
| 4. | Boise State | 32-54-1 | 359 |
| 5. | at Hawaii | 26-28-1 | 317 |
| 6. | at Fresno State | 25-50-1 | 302 |
| 7. | Utah State | 31-46-1 | 370 |
| 8. | vs. Miami (OH) | 23-45-2 | 321 |

With his eight games over 300-yards, he ranks third at CSU and closing in on a couple Colorado State Hall of Famers

1. Garrett Grayson, 2011-14 12
2. Nick Stevens, 2015-17 11
3. BFN, 2022-24 8
Terry Nugent, 1980-83 8

GETTING TROPHIES HOME

Colorado State has three trophy rivalry games and all three were on the 2024 schedule. Coach Norvell has brought two of those trophies home with majority haven't seen Canvas Stadium. The Rams snapped an eight-game trophy game losing streak with a win at Air Force and won the Bronze Boot in front of fans for the first time since 2015.

| TEAM (YEAR) | RESULT |
|------------------|---------------------------|
| Wyoming (2020) | W, 34-24 |
| Air Force (2021) | L, 21-35 |
| Wyoming (2021) | L, 17-31 |
| Air Force (2022) | L, 12-24 |
| Wyoming (2022) | L, 13-14 |
| Colorado (2023) | L, 35-43 ^(2OT) |
| Air Force (2023) | L, 13-30 |
| Wyoming (2023) | L, 15-24 |
| Colorado (2024) | L, 9-28 |
| Air Force (2024) | W, 21-13 |
| Wyoming (2024) | W, 24-10 |

OVERCOMING A DEFICIT

When Colorado State rallied from a 10-point halftime deficit to defeat Hawai'i in 2022, Jay Norvell did something very few coaches before him had ever done by **overcoming a double-digit halftime deficit**.

When he did it again to Boise State in 2023, his Rams overcame the largest halftime deficit since at least 1965. As of the Boise State game, there had been **212 such games** where the Rams trailed by double-digits. Below are the **13 games** over that span the Rams have mounted the comeback with Norvell owning two such games.

| GAME/DATE | HT SCORE | FINAL |
|-----------------------------------|-------------------|--------------|
| Boise State, Oct. 14, 2023 | 0-17 (-17) | 31-30 |
| at Idaho, Oct. 6, 1973 | 9-23 (-14) | 33-30 |
| UTEP, Nov. 10, 1984 | 10-24 (-14) | 59-31 |
| at Air Force, Nov. 2, 1996 | 14-28 (-14) | 42-41 |
| Utah State, Oct. 8, 2016 | 10-24 (-14) | 31-24 |
| at Hawai'i, Sept. 17, 1977 | 0-13 (-13) | 20-16 |
| at New Mexico, Oct. 28, 2005 | 12-25 (-13) | 35-25 |
| vs. Wazzu, Dec. 21, 2013 | 23-35 (-13) | 48-45 |
| Hawai'i, Oct. 22, 2022 | 3-13 (-10) | 17-13 |
| at UTEP, Oct. 8, 1977 | 7-17 (-10) | 40-31 |
| New Mexico, Oct. 29, 1983 | 7-17 (-10) | 25-24 |
| at New Mexico, Nov. 21, 1992 | 0-10 (-10) | 14-10 |
| at Fresno State, Nov. 28, 2005 | 14-24 (-10) | 34-31 |

What's even more impressive is Colorado State's fourth quarter comeback against Utah State in the regular season finale in 2024. The Rams have five games since 1996 where they trailed by double-figures in the fourth quarter and mounted a comeback.

| GAME/DATE | 4Q SCORE | FINAL |
|------------------------------------|--------------------|--------------|
| Boise State, Oct. 14, 2023 | 10-30 (-20) | 31-30 |
| at Air Force, Nov. 2, 1996 | 21-41 (-20) | 42-41 |
| Utah State, Nov. 29, 2024 | 13-30 (-17) | 42-37 |
| vs., Washington St., Dec. 21, 2013 | 30-45 (-15) | 48-45 |
| Utah, Oct. 8, 2005 | 3-14 (-11) | 21-17 |



THIS WEEK IN HISTORY



Breaking Ground on a Bold New Future

By John Hirn, CSU Historian

With schools like Northwestern, South Florida and Hawaii the latest universities to see new stadiums under construction, this week we look back on the 10th anniversary of the groundbreaking of Canvas Stadium and what it took to get to that day.

On Sept. 12, 2015, a canopy with chairs and a line of shovels with hard hats at the front of the seating area stood at what was to become the new CSU stadium. Still yet unnamed at this point, pre-construction on the site had started months prior. A group of fans, alumni and even some who opposed the stadium, despite its approval, arrived in their seats for the historic occasion hours before the Rams kicked off against Minnesota.

CSU President Tony Frank, future CSU President Amy Parsons, Athletic Director Joe Parker, coach Mike Bobo, alumni director Kristi Bohlender and several other dignitaries lined up after several speeches to do the ceremonial groundbreaking. With a turn of the shovels in the dirt, the new stadium construction had officially begun.

Afterwards, fans roamed the area, where chalk lines had been laid in the dirt to show where the football field would eventually be, complete with hash marks, numbers for every 10 yards and a Rams logo at the 50-yard-line. It was a much nicer groundbreaking ceremony and more fan-friendly than the one on May 8, 1967, when construction began on Hughes Stadium.

The venerable old concrete giant by the foothills had seen its share of CSU football, rock concerts and even band competitions. Frank, along with then athletic director Jack Graham started a project in 2012 to replace Hughes Stadium for not only an on-campus stadium, but one that would lead CSU athletics into a new conference and attract athletes the Rams needed to move upwards. Graham called it a “Bold new era” in CSU athletics.

Over the next three years, Frank and Graham worked hard to gain support for the idea to bring football back onto the main campus at CSU. Hughes Stadium may have been called the “Showcase of the Rockies” when it opened in 1968, but the tired old stadium needed a lot of upgrades to have CSU considered as a Power 5 school. Upgrades that would cost almost as much as a new stadium.

The debate over whether the school should refurbish the aging stadium or replace the stadium began with a group of local citizens. The “Save our Stadium” group called to action that Hughes Stadium was fine, and the school did not need to spend the money. They placed signs all over Fort Collins that read, “Renew Hughes” to call attention to their opposition over building a new football stadium on the CSU campus. It was later learned that many of those who opposed a new stadium and

wanted to renew Hughes, were not football fans or even CSU graduates. The majority had never been to Hughes Stadium for a football game.

Meanwhile, Frank worked tirelessly to lobby the Board of Governors while Graham worked with the season ticket holders and other athletic supporters to gain their support. While it sounded like a great idea, careful planning from where to place it on the campus to how it would be paid for went on for months upon months at a time.

Public meetings were held to inform the people of Fort Collins about this stadium. While CSU is its own entity and did not need to have approval from the people or government of Fort Collins, Frank and his team working on the project did not want the community to feel left out.

Just like in 1961, when the debate over athletics vs academics took place on the CSU campus amid horrible facilities that needed a dire upgrade, a new debate ensued with the same question. The Wall Street Journal reported that, “Skeptics, including some alumni and faculty, see the project as a boondoggle — especially for a team that plays in a relatively low-profile athletic conference and doesn’t sell out its current 32,500-seat stadium off campus. The debate sparked dueling websites, animated letters to the editor and arguments about the role of sports at a university.”

Ultimately, the facility was seen to draw students and a new athletic conference to the school, especially out of state students. Frank said, “The new facility will help build a winning football team while advancing one of the school’s highest priorities: attracting more out-of-state students.”

Ultimately, the final decision was made by the CSU Board of Governors, not the fans, not the community and not the faculty but the governing board that overlooks the CSU system. In their approval, board chair Dorothy Horrell said, “The decision to build an on-campus stadium was made after a thoughtful and thorough examination of this issue, that is reflected in the board’s records. As my parents used to tell me, just because I ask a question and didn’t get the answer I wanted, it isn’t that the question wasn’t answered.” Those who opposed the stadium lost their fight, and a new era in CSU football was about to begin.

In May of 2015, the former parking lot that stood on the site, some greenhouses and utilities were moved so that construction could begin. The ground was cleared, and a decision was made to hold an official groundbreaking ceremony on Sept. 12th in advance of the Minnesota game. The day was sunny and clear, almost a foreshadowing of the new and beautiful stadium that would rise on the CSU campus over the next two years.



2025 RAMS

NUMERICAL ROSTER

| | | |
|----|-------------------------|-----|
| 0 | Chris Jackson | DB |
| 0 | Jordan Ross | WR |
| 1 | Armani Winfield | WR |
| 2 | Jalen Dupree | RB |
| 2 | Dylan Phelps | DB |
| 3 | Darius Curry | QB |
| 3 | Dagan Myers | DB |
| 4 | Jahari Rogers | DB |
| 5 | Petey Tucker | WR |
| 6 | Elijah Brown | DB |
| 6 | Keyonta (Tay) Lanier | WR |
| 7 | Jackson Brousseau | QB |
| 7 | Lemondre Joe | DB |
| 8 | Lavon Brown | WR |
| 9 | JaQues Evans | OLB |
| 10 | Tommy Maher | WR |
| 11 | Kwadwo (Kojo) Antwi | WR |
| 11 | Jeremy Naborne-Owens | OLB |
| 12 | Jace Bellah | DB |
| 12 | Tahj Bullock | QB |
| 13 | Jake Jarmolowich | DB |
| 13 | Tommy Poholsky | QB |
| 15 | Ayden Hector | DB |
| 16 | Brayden Fowler-Nicolosi | QB |
| 16 | Chance Harrison | DB |
| 17 | CJ Blocker | DB |
| 17 | Tyler Lewis | QB |
| 18 | AJ Noland | DB |
| 19 | Jaxxon Warren | TE |
| 20 | Jayden Cortell | DB |
| 20 | Justin Marshall | RB |
| 22 | Chauncey Davis | DB |
| 22 | Konyae Hunter | RB |
| 23 | Jaseim Mitchell | LB |
| 23 | Nathan Sutcliffe | P |
| 24 | Javion Kinnard | RB |
| 24 | Trey Vincent | DB |
| 25 | Lloyd Avant | RB |
| 26 | Ryan McConnell | TE |
| 26 | John Smith | DB |
| 27 | Cole Rhoden | WR |
| 28 | Dante Scott | DB |
| 29 | Jett Vincent | LB |
| 32 | D'Angelo Hagans Jr. | DB |
| 33 | Keegan Holles | RB |
| 34 | Amare Gomez | RB |
| 35 | Payne Williams III | K/P |
| 36 | Casey Carr | K/P |
| 38 | Kylan Studebaker | DB |
| 39 | DeAndre Gill, Jr. | OLB |
| 40 | Owen Long | LB |
| 41 | Tyson Williams | DB |
| 42 | Jaden Landrum | TE |
| 43 | Brock Camp | TE |
| 44 | Jacob Ellis | LB |
| 45 | Robert Edmonson | LB |
| 46 | Cody Pettitt | LS |
| 47 | Drew Rodriguez | LB |
| 49 | Jernias Tafia | DL |
| 50 | Josh Ayers | LB |
| 52 | Kentez Allen | OL |
| 52 | Paul Tangelo | OLB |
| 53 | Whitefield Powell | OLB |
| 54 | Cannon Valenzuela | LB |
| 54 | Liam Wortmann II | OL |
| 55 | Andrew Laurich | DL |
| 56 | Kenyon Agurs | OLB |
| 56 | Walker Himebauch | LS |
| 57 | Trevyn Heil | OL |

| NO. | NAME | POS. | HT. | WT. | CL-EX. | RM | C19 | 1 ST | CSU | HOMETOWN (HIGH SCHOOL/PREV. SCHOOL) |
|-----|-------------------------|------|------|-----|----------|----|-----|-----------------|-----|--|
| 56 | Kenyon Agurs | OLB | 6-4 | 255 | r-So.-1L | 3 | - | F23 | 23 | Inglewood, Calif. (Inglewood) |
| 52 | Kentez Allen | OL | 6-3 | 315 | Fr.-HS | 4 | - | F25 | 25 | McDonough, Ga. (Eagles Landing) |
| 82 | Carlos Anaya | TE | 6-4 | 250 | Sr.-TR | 1 | - | F22 | 25 | Barstow, Calif. (Riverside Prep) / Wofford / Victor Valley |
| 11 | Kwadwo (Kojo) Antwi | WR | 6-0 | 190 | r-Jr.-TR | 2 | - | F22 | 25 | Suwanee, Ga. (Lambert) / Ohio State |
| 25 | Lloyd Avant | RB | 5-10 | 210 | So.-TR | 3 | - | F24 | 25 | Humble, Texas (Summer Creek) / Tulsa |
| 50 | Josh Ayers | LB | 6-2 | 205 | r-So.-SQ | 3 | - | F23 | 23 | Castle Rock, Colo. (Lutheran) |
| 81 | Rocky Beers | TE | 6-5 | 250 | r-Sr.-TR | 1 | - | F21 | 25 | Littleton, Colo. (Valor Christian) / Air Force / FIU |
| 86 | Landon Bell | WR | 6-2 | 205 | r-Fr.-RS | 4 | - | S24 | 24 | Las Vegas, Nev. (Newbury Park (Calif.)) |
| 12 | Jace Bellah | DB | 5-11 | 185 | r-Jr.-1L | 2 | - | F22 | 22 | Pueblo, Colo. (Pueblo South) |
| 97 | Ed'Mari Binion | DL | 6-6 | 265 | r-Fr.-RS | 4 | - | F24 | 24 | Lakewood, Calif. (St. Pius X - St. Matthias Academy) |
| 17 | CJ Blocker | DB | 5-11 | 185 | r-So.-TR | 3 | - | F23 | 25 | Houston, Texas (New Caney) / Utah |
| 93 | Caden Branstion | DL | 6-3 | 280 | Fr.-HS | 4 | - | F25 | 25 | Peoria, Ariz. (Liberty) |
| 7 | Jackson Brousseau | QB | 6-4 | 225 | r-So.-SQ | 3 | - | F23 | 23 | Lehi, Utah (Lehi) |
| 6 | Elijah Brown | DB | 6-2 | 195 | So.-TR | 3 | - | F24 | 25 | Los Angeles, Calif. (Narbonne) / El Comino College |
| 8 | Lavon Brown | WR | 6-0 | 195 | r-So.-1L | 3 | - | F23 | 23 | Chatsworth, Calif. (Sierra Canyon) |
| 60 | Chandler Brown | OL | 6-3 | 305 | r-Sr.-1L | 1 | - | F21 | 24 | Gainesville, Va. (Patriot) / Shepherd |
| 12 | Tahj Bullock | QB | 6-3 | 225 | r-Sr.-TR | 1 | - | F21 | 25 | East Orange, N.J. (Saint Peter's Prep) / Virginia Tech / Akron |
| 43 | Brock Camp | TE | 6-6 | 245 | Fr.-HS | 4 | - | F25 | 25 | Columbia, Mo. (Hickman) |
| 36 | Casey Carr | K/P | 6-1 | 190 | Fr.-HS | 4 | - | F25 | 25 | San Jose, Calif. (Santa Teresa) |
| 20 | Jayden Cortell | DB | 5-8 | 170 | Jr.-TR | 2 | - | F23 | 25 | San Diego, Calif. (Eastlake) / San Diego Mesa |
| 3 | Darius Curry | QB | 5-10 | 185 | r-Fr.-RS | 4 | - | F24 | 24 | Long Beach, Calif. (Long Beach Poly) |
| 84 | Stephon Daily | WR | 6-3 | 185 | r-So.-SQ | 3 | - | F23 | 23 | Phoenix, Ariz. (Sierra Linda) |
| 22 | Chauncey Davis | DB | 5-11 | 185 | r-Fr.-RS | 4 | - | S24 | 24 | Fontana, Calif. (Etiwanda) |
| 2 | Jalen Dupree | RB | 6-0 | 210 | r-Fr.-RS | 4 | - | F24 | 24 | Benton, Ark. (Malvern) |
| 45 | Robert Edmonson | LB | 6-2 | 225 | r-So.-TR | 3 | - | F23 | 25 | Houston, Texas (Shadow Creek) / Praire View A&M |
| 44 | Jacob Ellis | LB | 6-0 | 225 | Gr.-TR | 1 | * | S21 | 25 | Roseville, Calif. (Granite Bay) / Iowa Western / Iowa State |
| 9 | JaQues Evans | OLB | 6-1 | 245 | Gr.-TR | 1 | * | F20 | 25 | Dublin, Ga. (Dublin) / Western Kentucky / Baylor |
| 76 | Alex Foster | OL | 6-4 | 305 | r-Sr.-1L | 1 | - | F21 | 24 | Vernal, Utah (Salem Hills) / Utah Tech |
| 16 | Brayden Fowler-Nicolosi | QB | 6-2 | 215 | r-Jr.-2L | 2 | - | S22 | 22 | Aledo, Texas (Aledo) |
| 67 | Dylan Freebury | K | 5-11 | 185 | Fr.-HS | 4 | - | S25 | 25 | Rancho Palos Verdes, Calif. (Palos Verdes) |
| 58 | Peyton Garrett | DL | 6-2 | 250 | r-Fr.-TR | 4 | - | F24 | 25 | Parker, Colo. (Lutheran) Northern Colorado |
| 39 | DeAndre Gill, Jr. | OLB | 6-5 | 255 | r-Jr.-SQ | 2 | - | F22 | 22 | Seattle, Wash. (Kentwood) |
| 34 | Amare Gomez | RB | 5-9 | 185 | Fr.-HS | 4 | - | F25 | 25 | San Diego, Calif. (Westview) |
| 32 | D'Angelo Hagans Jr. | DB | 6-1 | 200 | Fr.-HS | 4 | - | F25 | 25 | Las Vegas, Nev. (Silverado) |
| 73 | Braden Hales | OL | 6-5 | 315 | r-Fr.-RS | 4 | - | F24 | 24 | Olathe, Kan. (Olathe North) |
| 85 | Kory Hall | WR | 6-2 | 205 | r-Fr.-RS | 4 | - | F24 | 24 | Northridge, Calif. (Cleveland) |
| 98 | Isaiah Hankins | K | 6-1 | 200 | r-Sr.-TR | 1 | - | F21 | 25 | Little Rock, Ark. (Little Rock Christian Academy) / Baylor |
| 83 | Bryan Hansen | K | 6-3 | 210 | r-Jr.-1L | 2 | - | F22 | 22 | Colleyville, Texas (Colleyville Heritage) |
| 16 | Chance Harrison | DB | 6-0 | 175 | r-Fr.-RS | 4 | - | F24 | 24 | Oxnard, Calif. (Rio Mesa) |
| 15 | Ayden Hector | DB | 6-0 | 210 | Gr.-2L | 1 | * | F20 | 22 | Bellevue, Wash. (Eastside Catholic) / Washington St. |
| 57 | Trevyn Heil | OL | 6-2 | 300 | r-Sr.-SQ | 1 | - | S21 | 22 | Aurora, Colo. (Grandview) / Nevada |
| 89 | Keynan Higgins | WR | 6-4 | 185 | r-So.-RS | 3 | - | F23 | 24 | Oakland, Calif. (Pittsburg) / San Jose State |
| 56 | Walker Himebauch | LS | 6-1 | 225 | Jr.-TR | 2 | - | F23 | 25 | Monument, Colo. (Palmer Ridge) / Kentucky |
| 33 | Keegan Holles | RB | 6-1 | 210 | r-Jr.-1L | 2 | - | F22 | 22 | Denver, Colo. (Cherry Creek) |
| 64 | Tristan Holmbeck | OL | 6-4 | 290 | r-Sr.-TR | 1 | - | F21 | 25 | Philadelphia, Pa. (Springside Chestnut Hill) / Dartmouth |
| 63 | John Holthaus | OL | 6-7 | 315 | r-Fr.-RS | 4 | - | F24 | 24 | Portola Valley, Calif. (Junipero Serra) |
| 22 | Konyae Hunter | RB | 6-1 | 215 | Jr.-TR | 2 | - | F23 | 25 | Long Beach, Calif. (Dominguez) / Long Beach City College |
| 0 | Chris Jackson | DB | 5-10 | 175 | r-Jr.-SQ | 2 | - | F22 | 24 | San Diego, Calif. (Madison) / San Diego Mesa |
| 98 | Dennious Jackson | DL | 6-2 | 330 | Sr.-TR | 1 | - | F22 | 25 | Augusta, Ga. (Lakeside) / Contra Costa / Kentucky |
| 13 | Jake Jarmolowich | DB | 6-1 | 195 | Gr.-TR | 1 | - | F21 | 25 | Summit, N.J. (Delbarton) / Holy Cross |
| 7 | Lemondre Joe | DB | 5-10 | 180 | r-Sr.-TR | 1 | - | F21 | 25 | Deltona, Fla. (Mainland High) / Missouri State |
| 95 | Gabe Jones | DB | 6-3 | 300 | r-So.-TR | 3 | - | F23 | 25 | Dallas, Texas (W.T. White) / New Mexico State |
| 78 | Aaron Karas | OL | 6-5 | 315 | r-Jr.-1L | 2 | - | F22 | 22 | Arvada, Colo. (Pomona) |
| 85 | Garrett Keeler | OLB | 6-3 | 225 | r-Fr.-RS | 4 | - | S24 | 24 | Broomfield, Colo. (Broomfield) |
| 24 | Javion Kinnard | RB | 5-8 | 175 | Fr.-HS | 4 | - | F25 | 25 | Nashville, Tenn. (Pearl-Cohn) |
| 42 | Jaden Landrum | TE | 6-3 | 225 | r-Fr.-RS | 4 | - | S24 | 24 | Pomona, Calif. (Etiwanda) |
| 6 | Keyonta (Tay) Lanier | WR | 6-2 | 195 | r-Sr.-TR | 1 | - | F21 | 25 | Long Beach, Calif. (Long Beach Poly) / NAU |
| 55 | Andrew Laurich | DL | 6-3 | 295 | r-So.-1L | 3 | - | F23 | 23 | Yorkville, Ill. (Yorkville) |
| 17 | Tyler Lewis | QB | 6-1 | 205 | Fr.-HS | 4 | - | F25 | 25 | Las Vegas, Nev. (Nogales [CA]) |
| 70 | Berlin Lillard | OL | 6-3 | 340 | r-Fr.-RS | 4 | - | F24 | 24 | Oakland, Calif. (Bishop O'Dowd) |
| 40 | Owen Long | LB | 6-2 | 230 | So.-1L | 3 | - | F24 | 24 | Whittier, Calif. (La Serna) |
| 10 | Tommy Maher | WR | 5-11 | 185 | So.-1L | 3 | - | F24 | 24 | Redondo Beach, Calif. (St. John Bosco) |
| 20 | Justin Marshall | RB | 5-10 | 190 | r-So.-2L | 3 | - | F23 | 23 | Chicago, Ill. (Merrillville [IN]) |
| 72 | Christian Martin | OL | 6-6 | 300 | r-So.-1L | 3 | - | F23 | 23 | St. Rose, La. (Destrehan) |
| 87 | Antoine Martin Jr. | WR | 6-0 | 175 | Fr.-HS | 4 | - | F25 | 25 | Houston, Texas (Iowa Colony) |
| 26 | Ryan McConnell | TE | 6-1 | 235 | r-Jr.-SQ | 2 | - | F22 | 22 | Erie, Colo. (Erie) |
| 88 | Jordan McIntyre | WR | 5-11 | 190 | r-Sr.-RS | 1 | - | F21 | 24 | Chatsworth, Calif. (Chaminade College Prep) / Brown |
| 23 | Jaseim Mitchell | LB | 6-2 | 225 | r-Sr.-2L | 1 | - | F21 | 21 | Colorado Springs, Colo. (Harrison) |
| 77 | Jack Moran | DL | 6-6 | 280 | r-Fr.-RS | 4 | - | F24 | 24 | Arvada, Colo. (Ralston Valley) |



2025 RAMS

| NO. | NAME | POS. | HT. | WT. | CL-EX. | RM | C19 | 1 ST | CSU | HOMETOWN (HIGH SCHOOL/PREV. SCHOOL) |
|-----|-------------------------|------|------|-----|----------|----|-----|-----------------|-----|--|
| 74 | Tanner Morley | OL | 6-7 | 325 | r-So.-1L | 3 | - | F23 | 23 | Highlands Ranch, Colo. (Valor Christian) |
| 96 | Jackson Murray | DL | 6-1 | 275 | Fr.-HS | 4 | - | F25 | 25 | Scottsdale, Ariz. (Horizon) |
| 3 | Dagan Myers | DB | 5-11 | 195 | r-Fr.-RS | 4 | - | F24 | 24 | Morrison, Colo. (Chatfield) |
| 11 | Jeremy Naborne-Owens | OLB | 6-1 | 235 | Jr.-TR | 2 | - | F23 | 25 | Moreno Valley, Calif. (Centennial) / Fullerton College |
| 75 | Sione Netane | OL | 6-3 | 340 | Fr.-HS | 4 | - | F25 | 25 | San Mateo, Calif. (Saint Francis) |
| 18 | AJ Noland | DB | 6-1 | 195 | r-Fr.-RS | 4 | - | F24 | 24 | Tualatin, Ore. (Tualatin) |
| 65 | Phillip Ocon | OL | 6-4 | 305 | r-Fr.-RS | 4 | - | F24 | 24 | South Pasadena, Calif. (St. Francis) |
| 46 | Cody Pettitt | LS | 6-1 | 215 | r-Sr.-1L | 1 | - | F21 | 21 | Fort Collins, Colo. (Fossil Ridge) |
| 2 | Dylan Phelps | DB | 6-2 | 210 | r-So.-1L | 3 | - | F23 | 23 | Las Vegas, Nev. (Spring Valley) |
| 13 | Tommy Poholsky | QB | 6-2 | 205 | r-So.-SQ | 3 | - | F23 | 24 | Evergreen, Colo. (Evergreen) / Iowa |
| 53 | Whitefield Powell | OLB | 6-4 | 230 | r-So.-SQ | 3 | - | F23 | 23 | Austin, Texas (Regents School of Austin) |
| 27 | Cole Rhoden | WR | 6-0 | 180 | r-So.-TR | 3 | - | F22 | 25 | Platte City, Mo. (Platte City) / Kansas / South Dakota |
| 47 | Drew Rodriguez | LB | 6-3 | 220 | r-So.-1L | 3 | - | S23 | 23 | Salem, Ore. (Sprague) |
| 4 | Jahari Rogers | DB | 5-11 | 190 | Gr.-TR | 1 | * | F20 | 25 | Arlington, Texas (Arlington) / SMU |
| 0 | Jordan Ross | WR | 5-11 | 175 | So.-1L | 3 | - | F24 | 24 | Compton, Calif. (Warren) |
| 28 | Dante Scott | DB | 6-0 | 195 | r-So.-SQ | 3 | - | F23 | 23 | San Diego, Calif. (Bonita Vista) |
| 77 | MJ Senegal | OL | 6-4 | 310 | Jr.-TR | 2 | - | F23 | 25 | Fresno, Calif. (McLane) / Feather River JC |
| 90 | Keegan Shank | DL | 6-4 | 295 | r-Fr.-RS | 4 | - | F24 | 24 | Scottsdale, Ariz. (Chaparral) |
| 26 | John Smith | DB | 6-3 | 205 | Fr.-HS | 4 | - | F25 | 25 | Baytown, Texas (Sterling-Baytown) |
| 71 | Zach Smith | OL | 6-6 | 315 | r-Fr.-RS | 4 | - | F24 | 24 | Highlands Ranch, Colo. (Thunder Ridge) |
| 99 | Javion Smith-Combs | DL | 6-5 | 275 | r-So.-SQ | 3 | - | F23 | 23 | Greenwood Village, Colo. (Cherry Creek) |
| 38 | Kylan Studebaker | DB | 6-0 | 190 | r-Fr.-RS | 4 | - | F24 | 24 | Broomfield, Colo. (Legacy) |
| 23 | Nathan Sutcliffe | P | 6-6 | 230 | r-Fr.-HS | 4 | - | F24 | 25 | Buninyong, VIC, Australia |
| 49 | Jernias Tafia | DL | 6-3 | 315 | r-Sr.-1L | 1 | - | S21 | 24 | West Seattle, Wash. (Eastside Catholic) / Washington St. |
| 52 | Paul Tangelo | OLB | 6-3 | 245 | r-Sr.-TR | 1 | - | F22 | 25 | Gaithersburg, Md. (Avalon School) / Lackawanna / St. Francis |
| 94 | Alton Tarber IV | DL | 6-3 | 310 | r-So.-TR | 3 | - | F22 | 25 | Pompano Beach, Fla. (Deerfield Beach) / Oklahoma / Hinds CC |
| 80 | Clarence Taylor | WR | 6-0 | 165 | Fr.-HS | 4 | - | S25 | 25 | Birmingham, Ala. (Pleasant Grove) |
| 5 | Petey Tucker | WR | 6-2 | 195 | Sr.-TR | 1 | - | F22 | 25 | Baltimore, Md. (DeMatha Catholic) / Lackawanna / Georgia State |
| 91 | Moso'oipala Tuitele | DL | 6-3 | 265 | r-Jr.-TR | 2 | - | F22 | 25 | Aurora, Colo. (Regis Jesuit) / Cal / New Mexico |
| 79 | Aitor Urionabarrenechea | OL | 6-5 | 320 | r-So.-1L | 3 | - | F23 | 23 | Lancaster, Calif. (Chaminade College Prep) |
| 54 | Cannon Valenzuela | LB | 6-3 | 210 | Fr.-HS | 4 | - | F25 | 25 | Jacksboro, Texas (Jacksboro) |
| 24 | Trey Vincent | DB | 6-3 | 195 | r-Sr.-SQ | 2 | - | F22 | 23 | Grinnell, Kan. (Wheatland) / Ottawa |
| 29 | Jett Vincent | LB | 6-2 | 210 | r-So.-1L | 3 | - | F23 | 23 | Grinnell, Kan. (Canton-Galva) |
| 92 | Mukendi Wa-Kalonji | DL | 6-4 | 265 | r-Sr.-2L | 1 | - | S21 | 21 | Aurora, Colo. (Grandview) |
| 19 | Jaxxon Warren | TE | 6-8 | 245 | r-So.-RS | 3 | - | F22 | 24 | Flower Mound, Texas (Marcus) / North Texas / Navarro JC |
| 41 | Tyson Williams | DB | 6-1 | 195 | r-Jr.-SQ | 2 | - | F22 | 22 | Loveland, Colo. (Loveland) |
| 35 | Payne Williams III | K/P | 5-10 | 185 | r-Fr.-RS | 4 | - | F24 | 24 | Natchitoches, La. (St. Mary) |
| 1 | Armani Winfield | WR | 6-2 | 200 | r-Jr.-1L | 2 | - | S22 | 24 | Lewisville, Texas (Lewisville) / Baylor |
| 54 | Liam Wortmann II | OL | 6-2 | 305 | r-Sr.-TR | 1 | - | F21 | 25 | Piedmont, Okla. (Putnam City) / Central Missouri |

NUMERICAL ROSTER















| | | |
|----|-------------------------|-----|
| 58 | Peyton Garrett | DL |
| 60 | Chandler Brown | OL |
| 63 | John Holthaus | OL |
| 64 | Tristan Holmbeck | OL |
| 65 | Phillip Ocon | OL |
| 67 | Dylan Freebury | K |
| 70 | Berlin Lillard | OL |
| 71 | Zach Smith | OL |
| 72 | Christian Martin | OL |
| 73 | Braden Hales | OL |
| 74 | Tanner Morley | OL |
| 75 | Sione Netane | OL |
| 76 | Alex Foster | OL |
| 77 | Jack Moran | DL |
| 77 | MJ Senegal | OL |
| 78 | Aaron Karas | OL |
| 79 | Aitor Urionabarrenechea | OL |
| 80 | Clarence Taylor | WR |
| 81 | Rocky Beers | TE |
| 82 | Carlos Anaya | TE |
| 83 | Bryan Hansen | K |
| 84 | Stephon Daily | WR |
| 85 | Kory Hall | WR |
| 85 | Garrett Keeler | OLB |
| 86 | Landon Bell | WR |
| 87 | Antoine Martin Jr. | WR |
| 88 | Jordan McIntyre | WR |
| 89 | Keynan Higgins | WR |
| 90 | Keegan Shank | DL |
| 91 | Moso'oipala Tuitele | DL |
| 92 | Mukendi Wa-Kalonji | DL |
| 93 | Caden Branston | DL |
| 94 | Alton Tarber IV | DL |
| 95 | Gabe Jones | DL |
| 96 | Jackson Murray | DL |
| 97 | Ed'Mari Binion | DL |
| 98 | Isaiah Hankins | K |
| 98 | Dennious Jackson | DL |
| 99 | Javion Smith-Combs | DL |

KEY

In an attempt to modernize our roster to provide more clarity about the makeup of the Rams, we have added four columns to the traditional layout of a roster. The key for those additions is below.

RM: Remaining Years (Including 2024 Season) | **C19:** * Indicates a COVID-19 Year | **1st:** 1st Semester in College | **CSU:** 1st Season at CSU

ASSISTANT COACHES

| | | | | | | | |
|---------------|---|---|---|---|--|---|---|
| -OFFENSE/-ST- |  |  |  |  |  |  |  |
| | MATT MUMME AHC/PGC | BILL BEST RGC/OL | GRANT CHESNUT TE | JAMES FINLEY WR/RC | CHASE HOLBROOK QB | JEREMY MOSES RB | TOMMY PERRY STC |
| |  |  |  |  |  |  |  |
| | TYSON SUMMERS DC | MATT AH YOU NB | BRAYDEN HERDIC S | JOHN JANCEK OLB | NIGEL MADISON CB | LUKE JOHNSON DL | CLINT SINTIM LB |
| | | | | | | | |
| | | | | | | | |
| | | | | | | | |

CANVAS STADIUM



CANVAS STADIUM

Canvas Stadium is the name for Colorado State University's 36,500-capacity multipurpose stadium that opened on the school's Fort Collins campus in 2017. Canvas Credit Union received naming rights to the facility through a \$37.7 million partnership agreement announced in April 2018. The agreement, which stood as one of the largest collegiate athletic venue naming agreements in history, was part of an ambitious re-branding initiative being undertaken by the previously branded Public Service Credit Union, under the direction of company President and CEO Todd Marksberry.

The \$220 million, 727,000-square-foot stadium proved immensely popular and attractive to fans in its inaugural season of 2017, and drew rave reviews from local and national media, as well national television networks that broadcast Colorado State's games to large audiences. The Rams set an all-time attendance record with a total of 192,369 fans and a per-game average of 32,062, representing a 16-percent attendance increase from 2016—eighth-highest in all of college football. Season ticket sales also reached an all-time high of 15,477, a 40-percent increase from the 2016 total of 11,054.

The return of CSU football games to campus from Hughes Stadium in 2017 brought the pageantry and celebration of Rams game days back to the heart of the university for the first time in 50 years, providing countless new engagement opportunities for the entire university. The stadium's design embraces Colorado's natural beauty, topography and visual connections to the Rocky Mountains from campus and ensures functionality for both game-day and non-game day usage.

The agreement with Canvas Credit Union combined with \$20 million given in 2016 to name Sonny Lubick Field brings the total naming rights revenues at Colorado State to \$57 million for the stadium. This compares favorably with the recently announced \$69 million United Airlines Memorial Coliseum at University of Southern California and the \$41 million Alaska Airlines Field at Husky Stadium at the University of Washington. The Colorado State agreement with Canvas Credit Union is for 15 years and includes annual escalator clauses for inflation, as well as a signing bonus, in recognition of the visibility and success of the stadium.

Sonny Lubick Field

The playing surface at Canvas Stadium is named in honor of former head coach Sonny Lubick who spent 15 seasons (1993-2007) on the sidelines. Over his career, Lubick amassed 108 victories and a career winning percentage of .593 - both the second-best marks in program history.

Of Colorado State's 15 conference championships, Lubick's team captured six over a span of nine seasons (1994-2002), marking the most successful era in program history. For his efforts, Lubick was named the conference coach of the year four times during his CSU career (1994, 1997, 1999, 2000), and three times during his career, the Rams finished in the final top 25 rankings (1994, 15th; 1997, 16th; 2000, 14th).

FBS STADIUMS BY ELEVATION

| UNIVERSITY | STADIUM | ELEVATION |
|----------------------|------------------------|-----------|
| 1. Wyoming* | War Memorial Stadium | 7,220 ft. |
| 2. Air Force | Falcon Stadium | 6,621 ft. |
| 3. Colorado* | Folsom Field | 5,360 ft. |
| 4. Colorado State | Canvas Stadium | 5,004 ft. |
| 5. New Mexico* | University Stadium | 5,100 ft. |
| 6. Utah State* | Maverik Stadium | 4,778 ft. |
| 7. Utah | Rice-Eccles Stadium | 4,657 ft. |
| 8. BYU* | Lavell Edwards Stadium | 4,650 ft. |
| 9. Nevada | Mackay Stadium | 4,505 ft. |
| 10. New Mexico State | Aggie Memorial Stadium | 3,980 ft. |
| 11. UTEP* | Sun Bowl Stadium | 3,910 ft. |
| 12. App State | Kidd Brewer Stadium | 3,252 ft. |
| 13. Texas Tech | Jones AT&T Stadium | 3,252 ft. |

*Indicates a future road game

Other Mountain West Stadiums

| | | |
|-----------------|--------------------|-----------|
| Boise State | Albertsons Stadium | 2,842 ft. |
| UNLV | Allegiant Stadium | 2,190 ft. |
| Fresno State | Bulldog Stadium | 352 ft. |
| San José State | CEFCU Stadium | 82 ft. |
| San Diego State | Snapdragon Stadium | 46 ft. |
| Hawai'i | T.C. Ching Complex | 18 ft. |

Colorado State plays or will play in seven of the 13 highest college football stadiums in the FBS.


TOP 10 CROWDS IN CANVAS STADIUM

| DATE | OPPONENT | ATTENDANCE | RESULT |
|----------------------|--------------------------|---------------|--------------------------|
| Sept. 14, 2024 | Colorado | 40,099 | L, 9-28 |
| Aug. 26, 2017 | Oregon State | 37,584 | W, 58-27 |
| Sept. 6, 2025 | Northern Colorado | 37,023 | W, 21-17 |
| Oct. 26, 2024 | New Mexico | 36,980 | W, 17-6 |
| Oct. 14, 2017 | Nevada | 36,765 | W, 44-42 |
| Nov. 15, 2024 | Wyoming | 36,720 | W, 24-10 |
| Sept. 7, 2024 | Northern Colorado | 36,573 | W, 34-17 |
| Oct. 13, 2018 | New Mexico | 36,514 | W, 20-18 |
| Oct. 15, 2022 | Utah State | 35,009 | L, 13-17 |
| Oct. 14, 2023 | Boise State | 34,901 | W, 31-30 |
| Oct. 9, 2021 | San José State | 34,780 | W, 32-14 |
| Oct. 28, 2017 | Air Force | 33,074 | L, 28-45 |
| Sept. 3, 2021 | South Dakota St. | 32,327 | L, 23-42 |
| Nov. 11, 2017 | Boise State | 32,166 | L, 52-59 ^(OT) |



SCHEDULE NOTES & RESULTS

2025 SCHEDULE NOTES AND RESULTS

| DATE | OPPONENT (RECORD) | LOCATION | BROADCAST | TIME (MT) | RESULT/SERIES | NOTES |
|----------|---|---|--------------|-----------|---------------|--|
| Aug. 30 |  at WASHINGTON (2-0) Huskies | Seattle, Wash. Husky Stadium | BTN | 9:10 PM | L, 21-38 | After entering halftime tied at 21, CSU gave up 17 unanswered |
| Sept. 6 |  NORTHERN COLO. (1-2) Bears | Fort Collins Colo. Canvas Stadium | Altitude | 5:00 PM | W, 21-17 | BFN scramble TD gave Rams first lead with 40 seconds remaining |
| Sept. 20 |  UTSA (1-2) Roadrunners | Fort Collins, Colo. Canvas Stadium | FS1 | 7:30 PM | CSU, 2-0 | Both previous meetings were decided by single digits |
| Sept. 27 |  WASHINGTON STATE (2-1) Cougars | Fort Collins, Colo. Canvas Stadium | CBS Sports | 5:30 PM | WSU, 2-0 | Just the fourth all-time meeting between future Pac-12 foes |
| Oct. 3 |  at SAN DIEGO STATE (1-1) Aztecs | San Diego, Calif. Snapdragon Stadium | CBS Sports | 8:30 PM | SDSU, 22-15 | Last win in San Diego was a 63-31 rout in 2016 |
| Oct. 10 |  FRESNO STATE (3-1) Bulldogs | Fort Collins, Colo. Canvas Stadium | CBS Sports | 7:00 PM | CSU, 10-7 | First time the Bulldogs have played in Canvas Stadium |
| Oct. 18 |  HAWAII (3-1) Rainbow Warriors | Fort Collins, Colo. Canvas Stadium | MWN | 5:00 PM | CSU, 16-11 | Previous three meetings have been decided by an average of 4 points |
| Oct. 25 |  at WYOMING (2-1) Cowboys | Laramie, Wyo. War Memorial Stadium | CBS Sports | 5:30 PM | CSU, 59-51-5 | CSU has not won back-to-back Border Wars since 2013-15 |
| Nov. 8 |  UNLV (3-0) Rebels | Fort Collins, Colo. Canvas Stadium | FOX Networks | 12-Days | CSU, 17-7-1 | CSU is 4-1 in last five meetings, outscoring by average of 14.6 |
| Nov. 15 |  at NEW MEXICO (2-1) Lobos | Albuquerque, N.M. University Stadium | Altitude | 1:00 PM | CSU, 45-25 | 13 game win streak against the Lobos with six wins on the road |
| Nov. 22 |  at BOISE STATE (1-1) Broncos | Boise, Idaho Albertsons Stadium | FOX Networks | 12-Days | BSU, 12-1 | Earned first win all-time against BSU with dramatic Hail Mary in '23 |
| Nov. 28 |  AIR FORCE (1-1) Falcons | Fort Collins, Colo. Canvas Stadium | FS1 | TBA | AFA, 39-22-1 | Rams have not beaten the Falcons in four tries at Canvas Stadium |

OFFENSIVE GAME-BY-GAME STARTERS

| OPPONENT | QB | RB | WR | WR | WR | LT | LG | C | RG | RT | WR/TE/RB |
|--------------------|-----------------|--------|--------|--------------|------------|--------|--------|-------|----------|-------|-------------|
| at Washington | Fowler-Nicolosi | Dupree | Lanier | Bullock (RB) | Beers (TE) | Martin | Morley | Big A | Wortmann | Karas | Warren (TE) |
| Northern Colo. | Fowler-Nicolosi | Dupree | Lanier | Ross | Beers (TE) | Martin | Morley | Big A | Wortmann | Karas | Warren (TE) |
| UTSA | - | - | - | - | - | - | - | - | - | - | - |
| Washington State | - | - | - | - | - | - | - | - | - | - | - |
| at San Diego State | - | - | - | - | - | - | - | - | - | - | - |
| Fresno State | - | - | - | - | - | - | - | - | - | - | - |
| Hawai'i | - | - | - | - | - | - | - | - | - | - | - |
| at Wyoming | - | - | - | - | - | - | - | - | - | - | - |
| UNLV | - | - | - | - | - | - | - | - | - | - | - |
| at New Mexico | - | - | - | - | - | - | - | - | - | - | - |
| at Boise State | - | - | - | - | - | - | - | - | - | - | - |
| Air Force | - | - | - | - | - | - | - | - | - | - | - |

DEFENSIVE GAME-BY-GAME STARTERS

| OPPONENT | DE | NT | DT | LB | LB | LB | CB | S | S | CB | NK/MAC |
|--------------------|------------|---------|-------|-------|---------|-------|-----|--------|-------------|--------|-----------|
| at Washington | Wa-Kalonji | Laurich | Jones | Evans | Naborne | Agurs | Joe | Noland | Jarmolowich | Rogers | Owen (LB) |
| Northern Colo. | Wa-Kalonji | Laurich | Moran | Evans | Ellis | Agurs | Joe | Hector | Jarmolowich | Rogers | Owen (LB) |
| UTSA | - | - | - | - | - | - | - | - | - | - | - |
| Washington State | - | - | - | - | - | - | - | - | - | - | - |
| at San Diego State | - | - | - | - | - | - | - | - | - | - | - |
| Fresno State | - | - | - | - | - | - | - | - | - | - | - |
| Hawai'i | - | - | - | - | - | - | - | - | - | - | - |
| at Wyoming | - | - | - | - | - | - | - | - | - | - | - |
| UNLV | - | - | - | - | - | - | - | - | - | - | - |
| at New Mexico | - | - | - | - | - | - | - | - | - | - | - |
| at Boise State | - | - | - | - | - | - | - | - | - | - | - |
| Air Force | - | - | - | - | - | - | - | - | - | - | - |



BIG PLAY BREAKDOWN

TURNOVERS

| Opponent | Forced by CSU | | | | Pts. Off Margin | Forced by Opponent | | | |
|--------------------|---------------|----------|----------|-----------|-----------------|--------------------|----------|----------|----------|
| | Fum | INT | Tot | Pts Off | | Fum | INT | Tot | Pts Off |
| at Washington | 1 | 0 | 1 | 7 | +4 | 0 | 1 | 1 | 3 |
| Northern Colorado | 1 | 1 | 2 | 7 | +4 | 4 | 1 | 5 | 3 |
| UTSA | - | - | - | - | - | - | - | - | - |
| Washington State | - | - | - | - | - | - | - | - | - |
| at San Diego State | - | - | - | - | - | - | - | - | - |
| Fresno State | - | - | - | - | - | - | - | - | - |
| Hawai'i | - | - | - | - | - | - | - | - | - |
| at Wyoming | - | - | - | - | - | - | - | - | - |
| UNLV | - | - | - | - | - | - | - | - | - |
| at New Mexico | - | - | - | - | - | - | - | - | - |
| at Boise State | - | - | - | - | - | - | - | - | - |
| Air Force | - | - | - | - | - | - | - | - | - |
| TOTAL | 2 | 1 | 3 | 14 | +8 | 4 | 2 | 6 | 6 |

COLORADO STATE BIG PLAYS

| Opponent | Rushing | | | | Passing | | | | Special Teams | | Defensive Plays | |
|--------------------|----------|----------|----------|----------|----------|----------|----------|----------|---------------|----------|-----------------|----------|
| | 15-19 | 20-29 | 30-39 | 40+ | 20-29 | 30-39 | 40-49 | 50+ | Block | Ret. TD | INT | TD |
| at Washington | 2 | 1 | 0 | 0 | 3 | 0 | 0 | 0 | 0 | 0 | 0 | 0 |
| Northern Colorado | 0 | 2 | 0 | 0 | 0 | 0 | 0 | 0 | 0 | 0 | 1 | 0 |
| UTSA | - | - | - | - | - | - | - | - | - | - | - | - |
| Washington State | - | - | - | - | - | - | - | - | - | - | - | - |
| at San Diego State | - | - | - | - | - | - | - | - | - | - | - | - |
| Fresno State | - | - | - | - | - | - | - | - | - | - | - | - |
| Hawai'i | - | - | - | - | - | - | - | - | - | - | - | - |
| at Wyoming | - | - | - | - | - | - | - | - | - | - | - | - |
| UNLV | - | - | - | - | - | - | - | - | - | - | - | - |
| at New Mexico | - | - | - | - | - | - | - | - | - | - | - | - |
| at Boise State | - | - | - | - | - | - | - | - | - | - | - | - |
| Air Froce | - | - | - | - | - | - | - | - | - | - | - | - |
| TOTAL | 2 | 3 | 0 | 0 | 3 | 0 | 0 | 0 | 0 | 0 | 1 | 0 |

OPPONENT BIG PLAYS

| Opponent | Rushing | | | | Passing | | | | Special Teams | | Defensive Plays | |
|--------------------|----------|----------|----------|----------|----------|----------|----------|----------|---------------|----------|-----------------|----------|
| | 15-19 | 20-29 | 30-39 | 40+ | 20-29 | 30-39 | 40-49 | 50+ | Block | Ret. TD | INT | TD |
| at Washington | 1 | 4 | 1 | 0 | 2 | 2 | 0 | 0 | 0 | 0 | 1 | 0 |
| Northern Colorado | 0 | 0 | 0 | 0 | 2 | 0 | 0 | 0 | 0 | 0 | 1 | 0 |
| UTSA | - | - | - | - | - | - | - | - | - | - | - | - |
| Washington State | - | - | - | - | - | - | - | - | - | - | - | - |
| at San Diego State | - | - | - | - | - | - | - | - | - | - | - | - |
| Fresno State | - | - | - | - | - | - | - | - | - | - | - | - |
| Hawai'i | - | - | - | - | - | - | - | - | - | - | - | - |
| at Wyoming | - | - | - | - | - | - | - | - | - | - | - | - |
| UNLV | - | - | - | - | - | - | - | - | - | - | - | - |
| at New Mexico | - | - | - | - | - | - | - | - | - | - | - | - |
| at Boise State | - | - | - | - | - | - | - | - | - | - | - | - |
| Air Force | - | - | - | - | - | - | - | - | - | - | - | - |
| TOTAL | 1 | 4 | 1 | 0 | 4 | 2 | 0 | 0 | 0 | 0 | 2 | 0 |

SCORING DRIVES

| Opponent | No. | Plays | Yards | Time | TD Drives | Plays | Yards | Time |
|--------------------|------------|------------|--------------|-------------|------------|------------|--------------|-------------|
| at Washington | 3 | 25 | 206 | 8:56 | 3 | 25 | 206 | 8:56 |
| Northern Colorado | 3 | 26 | 164 | 9:45 | 3 | 26 | 164 | 9:45 |
| UTSA | - | - | - | - | - | - | - | - |
| Washington State | - | - | - | - | - | - | - | - |
| at San Diego State | - | - | - | - | - | - | - | - |
| Frenso State | - | - | - | - | - | - | - | - |
| Hawai'i | - | - | - | - | - | - | - | - |
| at Wyoming | - | - | - | - | - | - | - | - |
| UNLV | - | - | - | - | - | - | - | - |
| at New Mexico | - | - | - | - | - | - | - | - |
| at Boise State | - | - | - | - | - | - | - | - |
| Air Force | - | - | - | - | - | - | - | - |
| AVERAGE | 3.0 | 8.5 | 61.67 | 3:06 | 3.0 | 8.5 | 61.67 | 3:06 |



EXPLOSIVE PLAYS

| Yds | Type | Player | Opp. | Qtr. |
|-----|------|------------|------|------|
| 50 | KOR | Avant | WASH | 2 |
| 27* | Pass | BFN/Warren | WASH | 3 |
| 25 | Pass | BFN/Warren | WASH | 3 |
| 24 | Pass | BFN/Tucker | WASH | 4 |
| 21 | Rush | J. Kinnard | UNC | 1 |
| 20 | Rush | L. Avant | UNC | 1 |
| 20 | Rush | Dupree | WASH | 1 |
| 19 | Rush | Dupree | WASH | 1 |
| 15* | Rush | Dupree | WASH | 2 |

*Indicates a touchdown-scoring play

BY TYPE (TOUCHDOWNS)

| | |
|----------------------|-------|
| Passing (20+) | 3 (1) |
| Rushing (15+) | 5 (1) |
| Defensive Return | 0 (0) |
| Kickoff Return (30+) | 1 (0) |
| Punt Return (15+) | 0 (0) |
| TOTALS | 9 (2) |

BY GAME

| | |
|--------------------|-------|
| at Washington | 7 (2) |
| Northern Colorado | 2 (0) |
| UTSA | 0 (0) |
| Washington State | 0 (0) |
| at San Diego State | 0 (0) |
| Fresno State | 0 (0) |
| Hawai'i | 0 (0) |
| at Wyoming | 0 (0) |
| UNLV | 0 (0) |
| at New Mexico | 0 (0) |
| at Boise State | 0 (0) |
| Air Froce | 0 (0) |

BY QUARTER

| | |
|-----|-------|
| 1st | 4 (0) |
| 2nd | 2 (1) |
| 3rd | 2 (1) |
| 4th | 1 (0) |

PASSING (20+)

| | |
|-------------------------|-------|
| Brayden Fowler-Nicolosi | 3 (1) |
|-------------------------|-------|

RECEIVING (20+)

| | |
|---------------|-------|
| Jaxxon Warren | 2 (1) |
| Petey Tucker | 1 (0) |

RUSHING (15+)

| | |
|----------------|-------|
| Jalen Dupree | 3 (1) |
| Lloyd Avant | 1 (0) |
| Javion Kinnard | 1 (0) |

DEFENSIVE RETURN (20+)

| | |
|---|-------|
| - | 0 (0) |
|---|-------|

PUNT RETURN (15+)

| | |
|------------|-------|
| Lloy Avant | 1 (0) |
|------------|-------|

GAME-BY-GAME NOTABLES

| Opponent | Captains | Coin Toss | Kick or Receive | First Poss. | Kick Time | Game Length | Helmet Style | Jersey Color | Pants Color | Game Result |
|--------------------|----------|-----------|-----------------|-------------|-----------|-------------|--------------|--------------|-------------|-------------|
| at Washington | Season | L | Receive | Punt | 9:10p | 3:59 | Green | White | Gold | L, 21-38 |
| Northern Colorado | Season | L | Receive | Punt | 5:08p | 3:25 | Sailor Cam | Orange | White | W, 21-17 |
| UTSA | - | - | - | - | - | - | - | - | - | - |
| Washington State | - | - | - | - | - | - | - | - | - | - |
| at San Deigo State | - | - | - | - | - | - | - | - | - | - |
| Fresno State | - | - | - | - | - | - | - | - | - | - |
| Hawai'i | - | - | - | - | - | - | - | - | - | - |
| at Wyoming | - | - | - | - | - | - | - | - | - | - |
| UNLV | - | - | - | - | - | - | - | - | - | - |
| at New Mexico | - | - | - | - | - | - | - | - | - | - |
| at Boise State | - | - | - | - | - | - | - | - | - | - |
| Air Force | - | - | - | - | - | - | - | - | - | - |



THE LAST TIME...

COLORADO STATE - TEAM

| | |
|---|---|
| Scored 70+ points: | 76 at UTEP, Oct. 27, 1973 |
| Scored 60-69 points: | 63 at San Diego State, Nov. 26, 2016 |
| Scored 50-59 points: | 52 vs. Boise State, Nov. 11, 2017 |
| Scored 40-49 points: | 42 vs. Utah State, Nov. 29, 2024 |
| Won as a ranked team: | No. 22 vs. New Mexico, Nov. 22, 2014 |
| Defeated a ranked opponent: | vs. 6/7 Colorado (Denver), Aug. 31, 2002 |
| Shut out an opponent: | 17-0 vs. New Mexico, Nov. 25, 2022 |
| Did not allow a touchdown: | 17-6 vs. New Mexico, Oct. 26, 2024 |
| Was shut out: | 0-52 at Texas, Aug. 31, 2024 |
| 600+ yards of total offense: | 651 at Hawaii, Nov. 20, 2021 |
| 500-599 yards total offense: | 586 vs. Utah Tech, Sept. 30, 2023 |
| 90+ plays: | 109 vs. Boise State, Nov. 2, 2013 |
| 80-89 total plays: | 80 at Fresno State, Nov. 23, 2024 |
| 30+ first downs: | 36 vs. Toledo, Sept. 21, 2019 |
| 400+ yards rushing: | 412 vs. New Mexico, Nov. 19, 2016 |
| 300-399 yards rushing: | 301 vs. San José State, Nov. 18, 2017 |
| 60+ rushing attempts: | 60 at San Diego State, Nov. 16, 2002 |
| 50-59 rushing attempts: | 51 vs. Nevada, Nov. 27, 2021 |
| 5 rushing touchdowns: | 5 vs. Boise State, Nov. 11, 2017 |
| 4 rushing touchdowns: | 4 at UNLV, Oct. 22, 2016 |
| 500+ yards passing: | 527 at Hawaii, Nov. 20, 2021 |
| 400-499 yards passing: | 474 vs. Utah Tech, Sept. 30, 2023 |
| 300-399 yards passing: | 370 vs. Utah State, Nov. 29, 2024 |
| 50+ pass attempts: | 51 at Fresno State, Nov. 23, 2024 |
| 35+ pass completions: | 36 vs. Boise State, Nov. 2, 2013 |
| 6+ touchdown passes: | 7 vs. Nevada, Oct. 19, 1974 |
| 5 touchdown passes: | 5 at Hawai'i, Nov. 20, 2021 |
| 6+ turnovers: | 6 (2 Fum., 4 INT) at USC, Sept. 11, 2004 |
| 4+ fumbles lost: | 4 vs. Utah State, Nov. 28, 2019 |
| 4+ interceptions thrown: | 4 vs. Air Force, Oct. 13, 2007 |
| 100-yard rusher and 100-yard receiver: | at Air Force, Oct. 19, 2024 (Caleb Goodie - 103 rec.; Avery Morrow - 132 rush) |
| Two 100-yard rushers: | at San Diego State, Nov. 26, 2016 (Izzy Mathews - 104; Dalyn Dawkins - 103) |
| Three 100-yard rushers: | vs. New Mexico, Nov. 19, 2016 (Marvin Kinsey - 127; Izzy Mathews - 107; Dalyn Dawkins - 102) |
| Two 100-yard receivers: | Same as below |
| Three 100-yard receivers: | at Colorado, Sept. 16, 2023 (Tory Horton - 133; Louis Brown - 131; Dallin Holker - 109) |
| Returned a kickoff for TD: | vs. Washington St., Sept. 2, 2023 (K. Johnson - 98 yds.) |
| Returned the opening KO for TD: | vs. UNLV, Nov. 2, 2019 (A. Hawkins - 99 yds.) |
| Returned a punt for TD: | vs. New Mexico, Oct. 26, 2024 (K. Johnson - 82 yds.) |
| Had 2 special teams touchdowns: | at Fresno State, Nov. 28, 2015 (Joe Hansley - 75 and 61 yd. punt returns; Kevin Nutt - 96 yd. kick return) |
| Returned an INT for TD: | at Nevada, Oct. 7, 2022 (A. Hector - 21 yds.) |
| Returned a fumble for a TD: | at M. Tenn., Sept. 23, 2023 (M. Kamara - 5 yds.) |
| Returned a blocked punt for TD: | at Nevada, Sept. 16, 2006 (Research on-going) |
| Returned a blocked FG for TD: | Research on-going (NA since 1965) |
| Returned a blocked XP for a score: | vs. Chattanooga, Aug. 31, 1996 (Research on-going) |
| Had 2 defensive touchdowns: | at Nevada, Oct. 7, 2022 (Ayden Hector 21 yd. INT return; Mukendi Wa-Kalonji 50 yd. fumble return) |
| Blocked a punt: | UTEP, Sept. 21, 2024 (D. Olson) |
| Blocked a field goal: | at Air Force, Oct. 19, 2024 (G. Kirschke) |
| Blocked 2 field goals: | vs. Cal Poly, Sept. 14, 2013 (S. Barrett, both) |
| Blocked a PAT: | at Middle Tennessee, Sept. 23, 2023 (G. Kelly) |
| Missed a PAT: | vs. Utah Tech, Sept. 30, 2023 (A. Wolff) |
| Had a punt blocked: | vs. Boise State, Oct. 30, 2021 |
| Had a field goal blocked: | vs. Boise State, Oct. 14, 2023 |
| Had a PAT Blocked: | at Air Force, Nov. 22, 2018 (Wyatt Bryan) |
| Held an opp. to less than 10 first downs: | 9 vs. N. Colorado, Sept. 10, 2011 |
| Intercepted 5+ passes: | 5 at New Mexico, Nov. 17, 2001 |
| Intercepted 4 passes: | 4 at Wyoming, Sept. 29, 2001 |
| Intercepted 3 passes: | 3 vs. Oregon State, Aug. 26, 2017 |
| Held an opponent to less than 200 yards: | 69 at New Mexico, Oct. 16, 2021 |
| Forced a safety: | vs. San Diego State, Nov. 11, 2023 |
| Scored a two-point conversion: | vs. Utah State, Nov. 29, 2024 |

A COLORADO STATE PLAYER...

| | |
|---|---|
| Had 400 yds. total offense: | B. Fowler-Nicolosi (489) vs. Utah Tech, Sept. 30, 2023 |
| Scored 4+ TDs: | Braydon Fowler-Nicolosi (5) vs. Utah State, Nov. 29, 2024 |
| Scored 3 TDs: | Braydon Fowler-Nicolosi (5) vs. Utah State, Nov. 29, 2024 |
| Rushed 40+ times: | Kyle Bell (40) vs. Colorado, Sept. 1, 2007 |
| Rushed 30-39 times: | David Bailey (30) at Utah State, Oct. 22, 2021 |
| Rushed for 300+ yards: | Kapri Bibbs (312) vs. Nevada, Nov. 9, 2013 |
| Rushed for 200-299 yards: | Marvin Kinsey, Jr. (246) vs. Toledo, Sept. 21, 2019 |
| Rushed for 100-199 yards: | Justin Marshall (104) vs. Wyoming, Nov. 15, 2024 |
| Rushed for 200+ yards in consecutive games: | Kapri Bibbs, 2013 (312 vs. Nevada, Nov. 9, 2013 and 291 at New Mexico, Nov. 16, 2013) |
| Rushed for 100+ yards in consecutive games: | Avery Morrow, 2024 (156 vs. UTEP, Sept. 21; 140 at Oregon St., Oct. 5; 100 vs. SJSU, Oct. 12; 133 at Air Force; Oct. 19) |
| Rushed for 3+ TDs: | Dee Hart (5) vs. New Mexico, Nov. 22, 2014 |
| Passed for 400+ yards: | B. Fowler-Nicolosi (462) vs. Utah Tech, Sept. 30, 2023 |
| Attempted 50+ passes: | B. Fowler Nicolosi (50) at Fresno State, Nov. 23, 2024 |
| Threw 6 TD passes: | Mark Driscoll (6) vs. Nevada, Oct. 19, 1974 |
| Threw 5 TD passes: | Todd Centeio (5) at Hawaii, Nov. 20, 2021 |
| Had 200+ yds. receiving: | Tory Horton (227) vs. Utah Tech, Sept. 30, 2023 |
| Had 100-199 yds. receiving: | Dane Olson (140) vs. Utah State, Nov. 29, 2024 |
| Caught 10+ passes: | Jamari Person (10) at Fresno State, Nov. 23, 2024 |
| Caught 3+ TD passes: | Tory Horton (3) vs. Utah Tech, Sept. 30, 2023 |
| Caught 2 TD passes: | Vince Brown II vs. Utah State, Nov. 29, 2024 |
| Scored 15+ points kicking: | Cayden Camper (18) at New Mexico, Oct. 16, 2021 |
| Made 5 field goals: | Cayden Camper (5) at New Mexico, Oct. 16, 2021 |
| Kicked a 50+ yard FG: | Jordan Noyes (60) at Nevada, Nov. 2, 2024 |
| Had a 60-69 yard punt: | Paddy Turner (62) at Air Force, Oct. 19, 2024 |
| Had a 70+ yard punt: | Ryan Stonehouse (72) vs. Air Force, Nov. 13, 2021 |
| Tallied 15+ tackles: | Nuer Gatkouth (15) vs. Air Force, Oct. 28, 2023 |
| Intercepted 3 passes: | Nate Kvamme (3) at San José State, Oct. 11, 1997 |
| Intercepted 2 passes: | Logan Stewart (2) at Fresno State, Oct. 10, 2019 |
| Tallied 3+ sacks: | Mohamed Kamara (3.0) at Utah State, Oct. 7, 2023 |
| Tallied 4+ tackles for loss: | Scott Patchan (4.0) at Hawaii, Nov. 20, 2021 |
| Had a 90+ yard rush: | Has never occurred |
| Had an 80-89 yard rush: | Kapri Bibbs (85) vs. Nevada, Nov. 9, 2013 |
| Had a 70-79 yard rush: | Avery Morrow (73) vs. UTEP, Sept. 21, 2024 |
| Had a 60-69 yard rush: | Avery Morrow (62) vs. Colorado, Sept. 14, 2024 |
| Had a 90+ yard catch: | Ron Harris (94) vs. N. Colorado, Sept. 24, 1977 |
| Had an 80-89 yard catch: | Caleb Goodie (85) at Air Force, Oct. 19, 2024 |
| Had a 70-79 yard catch: | Tory Horton (76) vs. Utah Tech, Sept. 30, 2023 |

Bold and Italics indicates a school record



THE LAST TIME...

COLORADO STATE'S OPPONENT

| | |
|---|--|
| Failed to score a TD: | New Mexico (6), Oct. 26, 2024 |
| Was shutout: | New Mexico (0), Nov. 25, 2022 |
| Had 30+ first downs: | Washington State (30), Sept. 2, 2023 |
| 400+ yards rushing: | Toledo (436), Sept. 21, 2019 |
| 300-399 yards rushing: | Air Force (359), Nov. 19, 2022 |
| 60+ rushing attempts: | Air Force (71), Nov. 19, 2022 |
| 50-59 rushing attempts: | Washington (51), Aug. 30, 2025 |
| 400+ yards passing: | Washington State (466), Sept. 2, 2023 |
| 300-399 yards passing: | Colorado (310), Sept. 14, 2024 |
| Under 100 yards passing: | Air Force (32), Oct. 28, 2023 |
| 50+ pass attempts: | San José State (51), Nov. 1, 2014 |
| 30+ pass completions: | Colorado (36), Sept. 14, 2024 |
| 5 touchdown passes: | Nevada, Oct. 14, 2017 |
| 4 touchdown passes: | Colorado, Sept. 14, 2024 |
| 600+ yards total offense: | Utah State (639), Oct. 7, 2023 |
| 500-599 yards total offense: | Texas (545), Aug. 31, 2024 |
| 80+ total plays: | Air Force (80), Oct. 19, 2024 |
| 60+ points: | Idaho (61), Dec. 22, 2016 |
| 50-59 points: | Texas (52), Aug. 31, 2024 |
| 40-49 points: | Utah State (44), Oct. 7, 2023 |
| No turnovers: | Northern Colorado, Sept. 21, 2024 |
| 5+ Turnovers: | Oregon State (5), Aug. 26, 2017 |
| 100-yd.+ rusher and 100-yd.+ receiver: | Utah State, Oct. 7, 2023 |
| Two 100-yard+ rushers: | Air Force, Nov. 13 2021 |
| Returned a... | |
| kickoff for TD: | San Diego State, Dec. 5, 2020 (<i>J. Byrd</i> - 93 yds) |
| punt for TD: | New Mexico, Oct. 16, 2021 (<i>L. Wysong</i> - 63 yds) |
| INT for a TD: | Utah State, Nov. 29, 2024 (<i>J. Francois</i> - 40 yds) |
| fumble for a TD: | San José State, Oct. 12, 2024 (<i>DJ Harvey</i> - 85 yds) |
| blocked punt for a TD: | Boise State, Nov. 12, 2020 (<i>D. Schramm</i> - 20 yds) |
| Blocked a punt: | Colorado, Sept. 14, 2024 |
| Missed a PAT: | Air Force, Oct. 28, 2023 |
| Intercepted 3+ passes: | Utah State, Oct. 7, 2023 |
| Scored a safety: | San José State, Oct. 6, 2018 |
| Scored a 2-point conversion: | Hawai'i, Oct. 26, 2019 |

AN OPPOSING PLAYER...

| | |
|--|---|
| Rushed 30+ times: | Ashton Jeanty (31), Boise State, Oct. 14, 2023 |
| Rushed for 200+ yards: | Bryson Barns (208), Utah State, Nov. 29, 2024 |
| Rushed for 100+ yards: | Jonah Coleman (181), Washington, Aug. 30, 2025 |
| Rushed for 3+ TDs: | Gevani McCoy (3), Oregon State, Oct. 5, 2024 |
| Passed for 400+ yards: | Cameron Ward (451), Washington State, Sept. 2, 2023 |
| Attempted 40+ passes: | Shedeur Sanders (49), Colorado, Sept. 14, 2024 |
| Threw 5+ TDs: | Connor Halliday (6), Washington State Dec. 21, 2013 |
| Threw 4 TDs: | Shedeur Sanders, Colorado, Sept. 14, 2024 |
| Threw 3 TDs: | Bryson Barnes, Utah State, Nov. 29, 2024 |
| Had 400+ yards total offense: | Cameron Ward (491), Washington St., Sept. 2, 2023 |
| Had 200+ yards rec.: | Laviska Shenault (208), Colorado, Aug. 31, 2018 |
| Had 100-199 yards rec. in a game: | Ryan Davis (146), New Mexico, Oct. 26, 2024 |
| Caught 10+ passes: | Travis Hunter (13), Colorado, Sept. 14, 2024 |
| Caught 3 TD passes: | Otto Tia, Utah State, Nov. 29, 2024 |
| Caught 2 TD passes: | (3) Otto Tia, Utah State, Nov. 29, 2024 |
| Kicked a 50-yard+ field goal: | Hunter Green (53), Northern Colorado, Sept. 7, 2024 |
| Had a 70-yard+ punt: | Bailey Flint (72), Toledo, Sept. 21, 2019 |
| Intercepted 2 passes in a game: | Luq Barcoo (3), SDSU, Oct. 5, 2019 |
| Had an 80-yard+ run: | Titus Swen (87), Wyoming, Nov. 6, 2021 |
| Had a 70-79-yard run: | Bryant Koback (75), Toledo, Sept. 21, 2019 |
| Had a 90-yard+ pass: | Chevan Cordeiro (93), Hawaii, Nov. 20, 2021 |
| Had an 80-89-yard pass: | - |
| Had a 70-79-yard pass: | Cooper Legas (76), Utah State, Oct. 7, 2023 |



DRIVE SUMMARIES

| | | | | | |
|--------------------------------------|-------------|-------------|--------------|-------------|----------------|
| Aug. 30 at Washington | Qtr. | Time | Plays | Yds. | Elapsed |
| Bullock, 2 rush | 1 | 6:47 | 9 | 75 | 4:11 |
| Dupree, 15 rush | 2 | 0:10 | 9 | 66 | 1:29 |
| Fowler-Nicolosi to Warren, 27 pass | 3 | 8:01 | 7 | 65 | 3:16 |
| Sept. 6 vs. Northern Colorado | Qtr. | Time | Plays | Yds. | Elapsed |
| Avant, 2 rush | 3 | 13:23 | 2 | 12 | 0:51 |
| Avant, 6 rush | 3 | 1:25 | 11 | 75 | 5:49 |
| Fowler-Nicolosi, 13 rush | 4 | 0:44 | 13 | 77 | 3:05 |
| Sept. 20 vs. UTSA | Qtr. | Time | Plays | Yds. | Elapsed |
| - | - | - | - | - | - |
| Sept. 27 vs. Washington State | Qtr. | Time | Plays | Yds. | Elapsed |
| - | - | - | - | - | - |
| Oct. 3 at San Diego State | Qtr. | Time | Plays | Yds. | Elapsed |
| - | - | - | - | - | - |
| Oct. 10 vs. Fresno State | Qtr. | Time | Plays | Yds. | Elapsed |
| - | - | - | - | - | - |
| Oct. 18 vs. Hawai'i | Qtr. | Time | Plays | Yds. | Elapsed |
| - | - | - | - | - | - |
| Oct. 25 at Wyoming | Qtr. | Time | Plays | Yds. | Elapsed |
| - | - | - | - | - | - |
| Nov. 8 vs. UNLV | Qtr. | Time | Plays | Yds. | Elapsed |
| - | - | - | - | - | - |
| Nov. 15 at New Mexico | Qtr. | Time | Plays | Yds. | Elapsed |
| - | - | - | - | - | - |
| Nov. 22 at Boise State | Qtr. | Time | Plays | Yds. | Elapsed |
| - | - | - | - | - | - |
| Nov. 28 vs. Air Force | Qtr. | Time | Plays | Yds. | Elapsed |
| - | - | - | - | - | - |

| | |
|----------------------------------|--|
| DRIVE SUPERLATIVES | |
| Longest TD Drive (Yards) | 77 yards (13 plays) - Fowler-Nicolosi rush (Northern Colorado) |
| Shortest TD Drive (Yards) | 12 yards (2 plays) - Avant rush (Northern Colorado) |
| Longest TD Drive (Time) | 5:49 - Avant rush (Northern Colorado) |
| Shortest TD Drive (Time) | 0:51 - Avant rush (Northern Colorado) |
| Most Plays on TD Drive | 13 - Fowler-Nicolosi rush (Northern Colorado) |
| Fewest Plays on TD Drive | 2 plays - Avant rush (Northern Colorado) |

GAME-OPENING DRIVES

| | CSU | | | | OPP | | | |
|--------------------|-------|------|------|--------|-------|------|------|--------|
| | PLAYS | YDS. | TOP | RESULT | PLAYS | YDS. | TOP | RESULT |
| at Washington | 3 | 1 | 1:23 | Punt | 6 | 59 | 2:22 | TD |
| Northern Colorado | 3 | 19 | 1:29 | Punt | 3 | 7 | 2:02 | Punt |
| UTSA | - | - | - | - | - | - | - | - |
| Washington St. | - | - | - | - | - | - | - | - |
| at San Diego State | - | - | - | - | - | - | - | - |
| Fresno State | - | - | - | - | - | - | - | - |
| Hawai'i | - | - | - | - | - | - | - | - |
| at Wyoming | - | - | - | - | - | - | - | - |
| UNLV | - | - | - | - | - | - | - | - |
| at New Mexico | - | - | - | - | - | - | - | - |
| at Boise State | - | - | - | - | - | - | - | - |
| Air Force | - | - | - | - | - | - | - | - |

SECOND HALF-OPENING DRIVES

| | CSU | | | | OPP | | | |
|--------------------|-------|------|------|--------|-------|------|------|--------|
| | PLAYS | YDS. | TOP | RESULT | PLAYS | YDS. | TOP | RESULT |
| at Washington | 7 | 65 | 3:16 | TD | 7 | 59 | 3:35 | TD |
| Northern Colorado | 2 | 12 | 0:51 | TD | 2 | 2 | 0:46 | Fumble |
| UTSA | - | - | - | - | - | - | - | - |
| Washington St. | - | - | - | - | - | - | - | - |
| at San Diego State | - | - | - | - | - | - | - | - |
| Fresno State | - | - | - | - | - | - | - | - |
| Hawai'i | - | - | - | - | - | - | - | - |
| at Wyoming | - | - | - | - | - | - | - | - |
| UNLV | - | - | - | - | - | - | - | - |
| at New Mexico | - | - | - | - | - | - | - | - |
| at Boise State | - | - | - | - | - | - | - | - |
| Air Force | - | - | - | - | - | - | - | - |



GAME RECAPS

GAME 1

| | |
|----------------------|----|
| Colorado State (0-1) | 21 |
| Washington (1-0) | 38 |

August 30, 2025 | Seattle, Wash.
Alaska Airline Field at Husky Stadium | Kickoff: 9:10 PM MT
Duration: 3:59 | Attendance: 67,778
TV: BTN | Mark Followill (pxp), Lincoln Kennedy (analyst), Alyssa Charlston (sideline)

SCORING SUMMARY

| | | | | | |
|----------------|-----|-----|-----|-----|-------|
| | 1st | 2nd | 3rd | 4th | Final |
| Colorado State | 7 | 7 | 7 | 0 | 21 |
| Washington | 7 | 7 | 14 | 10 | 38 |

| QTR. | TIME | SCORING PLAY |
|------|-----------|---|
| WASH | 1st 11:08 | Coleman 26 yd rush (Gross kick), 6-59, 2:22 |
| CSU | 1st 6:47 | Bullock 2 yd rush (Hankins kick), 9-75, 4:11 |
| WASH | 2nd 10:43 | Mohammed 1 yd rush (Gross kick), 7-88, 3:32 |
| CSU | 2nd 0:10 | Dupree 15 yd rush (Hankins kick), 9-66, 1:29 |
| WASH | 3rd 11:17 | Eldridge 1 yd rush (Gross kick), 7-59, 3:35 |
| CSU | 3rd 8:01 | Warren 27 yd pass from Fowler-Nicolosi (Hankins kick), 7-65, 3:16 |
| WASH | 3rd 3:01 | Boston 12 yd pass from Williams Jr. (Gross kick), 9-69, 4:51 |
| WASH | 4th 12:11 | Goss 24 yd field goal, 11-56, 4:30 |
| WASH | 4th 6:57 | Coleman 3 yd rush (Gross kick), 5-52, 2:38 |

RAM STATS

| PASSING | Comp. | Att. | Yds. | TD | Int. | Long | Sack |
|--------------------|-------|------|------|----|------|------|------|
| B. Fowler-Nicolosi | 17 | 32 | 180 | 1 | 1 | 27 | 1 |

| RUSHING | Att. | Gain | Lost | Net | TD | Long | Avg. |
|------------|------|------|------|-----|----|------|------|
| J. Dupree | 15 | 96 | 4 | 92 | 1 | 20 | 6.1 |
| L. Avant | 4 | 12 | 0 | 12 | 0 | 8 | 3.0 |
| T. Bullock | 4 | 10 | 14 | -14 | 1 | 6 | -1 |

| RECEIVING | No. | Yds. | TD | Long |
|------------|-----|------|----|------|
| J. Warren | 6 | 79 | 1 | 27 |
| T. Maher | 4 | 29 | 0 | 15 |
| P. Tucker | 1 | 24 | 0 | 24 |
| L. Brown | 2 | 22 | 0 | 16 |
| T. Bullock | 1 | 16 | 0 | 16 |
| T. Lanier | 1 | 10 | 0 | 10 |

| DEFENSE | Solo | Ast | Total | TFL/Yds | Sacks/Yds | FF | INT | PBU |
|----------------|------|-----|-------|---------|-----------|----|-----|-----|
| O. Long | 11 | 2 | 13 | -/- | -/- | - | - | - |
| AJ Noland | 5 | 4 | 9 | -/- | -/- | - | - | - |
| R. Edmonson | 8 | - | 8 | 1/8 | 1/8 | - | - | - |
| L. Joe | 3 | 3 | 6 | 1.5/9 | 1.5/9 | - | - | - |
| D. Phelps | 0 | 5 | 5 | -/- | -/- | - | - | - |
| J. Jarmolowich | 3 | 2 | 5 | 0.5/1 | -/- | - | - | - |

| PUNTING | No. | Yds. | Avg. | Long | I20 | TB | 50+ |
|--------------------|-----|------|------|------|-----|----|-----|
| B. Hansen | 3 | 147 | 49.0 | 55 | 0 | 0 | 1 |
| B. Fowler-Nicolosi | 1 | 44 | 44.0 | 44 | 1 | 0 | 0 |

| FIELD GOALS | Made | Att. | Long | Kicks |
|-------------|------|------|------|-------|
| -- | -- | -- | -- | -- |

| RETURNS | No. | Yds. | Long | No. | Yds. | Long |
|----------|-----|------|------|-----|------|------|
| L. Avant | 0 | 0 | 0 | 3 | 95 | 50 |



SEATTLE — A tight game came undone in the fourth quarter for Colorado State as Washington scored 17 unanswered to bridge the third and fourth stanzas, leading to a 38-21 victory for the Huskies at Husky Stadium.

After breaking a 21-all tie, the tide turned when UW safety Makell Esteen intercepted a Brayden Fowler-Nicolosi pass near midfield, converting it into a 23-yard field goal to give the hosts a 10-point advantage.

On the ensuing drive, Colorado State pulled out of a field-goal formation, but the play resulted in a sack of Tahj Bullock, and the Huskies converted good field position into another touchdown, a second scoring run by Jonah Coleman, whose 38-yard run set up the score. He would rush 177 yards and two scores in the game.

Colorado State went into the break tied at 14, thanks to the defense producing the first turnover of the game, a bad snap on a third-down play recovered by JaQués Evans. With less than 1:40 on the clock, the Rams went with tempo, getting tight end Jaxxon Warren involved for the first time. He had four catches for 27 yards, but the drive was capped by a 15-yard scoring run by Jalen Dupree.

Washington scored first in the game on a Jonah Coleman 26-yard run, but CSU answered right back behind the running of Dupree and Bullock, who closed the nine-play, 75-yard drive with a 2-yard run, earlier picking up 2-yards on a fourth-and-1 play to extend it. Both of his attempts came out of the wildcat, and the transfer also produced the first reception of the season for the Rams.

Washington regained the lead off a deep pass to Denzel Boston to the 1, setting up a short score by Adam Mohammed.

Colorado State's lone touchdown in the second half came on a 27-yard pass play from Fowler-Nicolosi to Warren, tying the game at 21. Warren led the team with six receptions for 79 yards.

STAT COMPARISON

| | WASH | CSU |
|----------------------------|-----------|--------------|
| FIRST DOWNS | 26 | 17 |
| RUSHES-YARDS (NET) | 283 | 85 |
| PASSING YDS | 226 | 180 |
| Comp-Att-Int | 18-24-0 | 17-33-1 |
| TOTAL OFFENSE PLAYS-YARDS | 75-509 | 60-265 |
| Fumble Returns-Yards | 1-0 | 0-0 |
| Punt Returns-Yards | 2-11 | 0-0 |
| Kickoff Returns-Yards | 4-113 | 4-95 |
| Interception Returns-Yards | 1-0 | 0-0 |
| Punts (Yards-Avg) | 2 (78-39) | 4 (191-47.8) |
| Fumbles-Lost | 1-1 | 1-0 |
| Penalties-Yards | 6-34 | 5-20 |
| Possession Time | 36:44 | 23:16 |
| Third-Down Conversion | 8-14 | 3-13 |
| Fourth-Down Conversion | 1-1 | 3-5 |
| Red-Zone Scores-Chances | 5-5 | 2-2 |
| Sacks By-Yards | 2-21 | 3-22 |

GAME RECAPS

GAME 2

| | |
|-------------------------|----|
| Northern Colorado (1-1) | 17 |
| Colorado State (1-1) | 21 |

September 6, 2025 | Fort Collins, Colo.
 Sonny Lubick Field at Canvas Stadium | Kickoff: 5:05 PM MT
 Duration: 3:25 | Attendance: 37,023
 TV: Altitude / MWN | Brian Roth (pxp), Sed Bonner (analyst)

SCORING SUMMARY

| | 1st | 2nd | 3rd | 4th | Final |
|-------------------|-----|-----|-----|-----|-------|
| Northern Colorado | 7 | 3 | 7 | 0 | 17 |
| Colorado State | 0 | 0 | 14 | 7 | 21 |

| QTR. | TIME | SCORING PLAY |
|------|-----------|--|
| UNC | 1st 6:37 | Keone 1 yd rush (Willig kick), 7-39, 3:26 |
| UNC | 2nd 7:12 | Willig 23 yd field goal, 4-6, 1:47 |
| CSU | 3rd 13:23 | Avant 2 yd rush (Hankins kick), 2-12, 0:51 |
| UNC | 3rd 7:14 | Traore 1 yd rush (Willig kick), 13-75, 6:09 |
| CSU | 3rd 1:25 | Avant 6 yd rush (Hankins kick), 11-75, 5:49 |
| CSU | 4th 0:44 | Fowler-Nicolosi 13 yd rush (Hankins kick), 13-77, 3:05 |

RAM STATS

| PASSING | Comp. | Att. | Yds. | TD | Int. | Long | Sack |
|--------------------|-------|------|------|----|------|------|------|
| B. Fowler-Nicolosi | 13 | 25 | 132 | 0 | 1 | 17 | 1 |

| RUSHING | Att. | Gain | Lost | Net | TD | Long | Avg. |
|------------|------|------|------|-----|----|------|------|
| L. Avant | 11 | 71 | 3 | 68 | 2 | 20 | 6.2 |
| J. Dupree | 13 | 60 | 2 | 58 | 0 | 9 | 4.5 |
| J. Marshal | 8 | 37 | 0 | 37 | 0 | 7 | 4.6 |

| RECEIVING | No. | Yds. | TD | Long |
|-------------|-----|------|----|------|
| A. Winfield | 4 | 49 | 0 | 17 |
| J. Ross | 3 | 25 | 0 | 11 |
| J. Dupree | 2 | 13 | 0 | 16 |
| J. Warren | 1 | 16 | 0 | 16 |

| DEFENSE | Solo | Ast | Total | TFL/Yds | Sacks/Yds | FF | INT | PBU |
|----------------|------|-----|-------|---------|-----------|----|-----|-----|
| O. Long | 4 | 7 | 11 | 0.5/0 | -/- | 1 | - | - |
| J. Evans | 4 | 4 | 8 | -/- | -/- | - | - | - |
| J. Ellis | 4 | 4 | 8 | 2.0/4 | -/- | 1 | 0 | 0 |
| J. Jarmolowich | 2 | 5 | 7 | 1.0/2 | -/- | - | - | 1 |
| L. Joe | 4 | 1 | 5 | -/- | -/- | - | - | 3 |
| J. Rogers | 1 | 4 | 5 | -/- | -/- | 0 | 1 | - |

| PUNTING | No. | Yds. | Avg. | Long | I20 | TB | 50+ |
|-----------|-----|------|------|------|-----|----|-----|
| B. Hansen | 2 | 114 | 57.0 | 58 | 0 | 1 | 2 |

| FIELD GOALS | Made | Att. | Long | Kicks |
|-------------|------|------|------|-------|
| I. Hankins | 0 | 1 | -- | (46) |

| RETURNS | No. | Yds. | Long | No. | Yds. | Long |
|----------|-----|------|------|-----|------|------|
| T. Maher | 3 | 36 | 29 | 0 | 0 | 0 |



FORT COLLINS — Saturday, Colorado State lived the unthinkable – and survived to tell the story.

Trailing most of the night to Northern Colorado in a mistake-marred performance, Colorado State rallied in the second half, taking its first lead of the night with just 45 seconds remaining. The sigh of relief almost became a gut-punch when the Bears looked to have scored on a 28-yard pass with just 8 seconds remaining, but a review ruled the receiver did not secure the catch.

UNC had two more shots at the end zone, but Jahari Rogers secured a 21-17 win with an interception on the final play of the game,

Quarterback Brayden Fowler-Nicolosi scrambled on third-and-10, diving just inside the pylon with 45 seconds remaining to put the Rams in front for the first time all night.

The Rams had five turnovers overall – the ninth time they've done that since 1996 – the first time since doing so at Utah State in 2023. Remarkably, Colorado State is 4-5 in those games. Additionally, the Rams drew 10 penalties for 94 yards, one wiping out an interception.

The first half could not have gone more wrong for Colorado State with four turnovers in the first 30 minutes. Fowler-Nicolosi fumbled once and threw an interception, and Tommy Maher muffed a punt and then had another when the ball was stripped from behind after a long return.

Northern Colorado converted two of those into points, with Kia'I Keone scoring on a 1-yard sneak in the first quarter, kicker Jacob Willig connecting on a 23-yard field goal in the second.

The running game led Colorado State back, with Lloyd Avant scoring on a pair of short runs, 1 and 6 yards. The first of those scores was set up by the lone turnover the CSU defense created, a forced fumble by Jacob Ellis, recovered by Owen Long.

STAT COMPARISON

| | UNC | CSU |
|----------------------------|--------------|--------------|
| FIRST DOWNS | 17 | 27 |
| RUSHES-YARDS (NET) | 34-63 | 46-230 |
| PASSING YDS | 160 | 141 |
| Comp-Att-Int | 17-28-1 | 14-26-1 |
| TOTAL OFFENSE PLAYS-YARDS | 62-223 | 72-371 |
| Fumble Returns-Yards | 2-15 | 1-15 |
| Punt Returns-Yards | 0-0 | 3-36 |
| Kickoff Returns-Yards | 0-0 | 0-0 |
| Interception Returns-Yards | 1-0 | 1-16 |
| Punts (Yards-Avg) | 7 (278-39.7) | 2 (114-57.0) |
| Fumbles-Lost | 1-1 | 4-4 |
| Penalties-Yards | 5-44 | 10-94 |
| Possession Time | 29:23 | 30:37 |
| Third-Down Conversion | 3-14 | 5-10 |
| Fourth-Down Conversion | 2-2 | 0-1 |
| Red-Zone Scores-Chances | 3-3 | 3-4 |
| Sacks By-Yards | 1-18 | 0-0 |



2025-26 Colorado St. Football
Results and Comparison
All games

| Date | Opponent | | Score | Overall | Conf | Time | Attend |
|------------|----------------|---|-------|---------|------|------|--------|
| 08/30/2025 | at Washington | L | 21-38 | 0-1 | 0-0 | 4:00 | 67778 |
| 09/06/2025 | Northern Colo. | W | 21-17 | 1-1 | 0-0 | 3:25 | 37023 |

| Opponent | Score | First Downs | | | | Rushing Number-Yards | Passing | | Total Offense Plays-Yards | Return Yards | Turn- Overs |
|----------------|-------|-------------|---------|---------|-------|-------------------------|-------------------|-----------|------------------------------|-----------------|----------------|
| | | Total | Rush | Pass | Pen | | Comp-Att.-Int | Yards | | | |
| Washington | 21-38 | 17 / 26 | 5 / 16 | 10 / 10 | 2 / 0 | 27-85 / 51-283 | 17-33-1 / 18-24-0 | 180 / 226 | 60-265 / 75-509 | 95 / 124 | 1 / 1 |
| Northern Colo. | 21-17 | 27 / 17 | 16 / 2 | 9 / 9 | 2 / 6 | 46-230 / 34-63 | 14-26-1 / 17-28-1 | 141 / 160 | 72-371 / 62-223 | 67 / 15 | 5 / 2 |
| Totals | 42-55 | 44 / 43 | 21 / 18 | 19 / 19 | 4 / 6 | 73-315 / 85-346 | 31-59-2 / 35-52-1 | 321 / 386 | 132-636 / 137-732 | 162 / 139 | 6 / 3 |



2025-26 Colorado St. Football
Overall Team Statistics
All games

Page 1/2
as of Sep 08, 2025

Team Statistics

| | CSU | OPP |
|----------------------------------|---------------|---------------|
| Scoring | 42 | 55 |
| Points per game | 21.0 | 27.5 |
| Points Off Turnovers | 14 | 6 |
| First Downs | 44 | 43 |
| Rushing | 21 | 18 |
| Passing | 19 | 19 |
| Penalty | 4 | 6 |
| Rushing Yardage | 315 | 346 |
| Yards gained rushing | 373 | 389 |
| Yards lost rushing | 58 | 43 |
| Rushing attempts | 73 | 85 |
| Average per rush | 4.3 | 4.1 |
| Average per game | 157.5 | 173.0 |
| TDs Rushing | 5 | 6 |
| Passing Yardage | 321 | 386 |
| Comp-Att-Int | 31-59-2 | 35-52-1 |
| Average per pass | 5.4 | 7.4 |
| Average per catch | 10.4 | 11.0 |
| Average per game | 160.5 | 193.0 |
| TDs Passing | 1 | 1 |
| Total offense | 636 | 732 |
| Total plays | 132 | 137 |
| Average per play | 4.8 | 5.3 |
| Average per game | 318.0 | 366.0 |
| Kick returns: #-Yards | 4-95 | 4-113 |
| Punt returns: #-Yards | 3-36 | 2-11 |
| Int returns: #-Yards | 1-16 | 2-0 |
| Kick return average | 23.8 | 28.3 |
| Punt return average | 12.0 | 5.5 |
| Int return average | 16.0 | 0.0 |
| Fumbles-Lost | 5-4 | 2-2 |
| Penalties-Yards | 15-114 | 11-78 |
| Average per game | 57.0 | 39.0 |
| Punts-Yards | 6-305 | 9-356 |
| Average per punt | 50.8 | 39.6 |
| Net punt average | 46.5 | 33.3 |
| Kickoffs-Yards | 8-488 | 11-657 |
| Average per kick | 61.0 | 59.7 |
| Net kick average | 34.4 | 34.5 |
| Time of possession / game | 26:51 | 33:03 |
| 3rd-down conversion | 8/23 | 11/28 |
| 3rd-down pct | 35% | 39% |
| 4th-down conversion | 3/6 | 3/3 |



2025-26 Colorado St. Football
Overall Team Statistics
All games

Page 2/2
as of Sep 08, 2025

| | CSU | OPP |
|------------------------------------|-------------------|-------------------|
| 4th-down pct | 50% | 100% |
| Sacks by-Yards | 3-22 | 3-39 |
| Misc Yards | 0 | 0 |
| Touchdowns scored | 6 | 7 |
| Field goals - attempts | 0-1 | 2-2 |
| On-Side kicks | 0-0 | 0-0 |
| Red-zone scores | (5-6) 83% | (8-8) 100% |
| Red-zone touchdowns | (5-6) 83% | (6-8) 75% |
| PAT-attempts | (6-6) 100% | (7-7) 100% |
| 2-point conversion-attempts | (0-0) 0% | (0-0) 0% |
| Attendance | 37023 | 67778 |
| Games / Avg per game | 1/37023 | 1/67778 |
| Neutral site games | - | 0/0 |

Score by Periods

| Team | 1st | 2nd | 3rd | 4th | OT | TOT |
|--------------|-----|-----|-----|-----|----|-----|
| Colorado St. | 7 | 7 | 21 | 7 | 0 | 42 |
| Opponents | 14 | 10 | 21 | 10 | 0 | 55 |



2025-26 Colorado St. Football
Individual Statistics
All games

Page 1/2
as of Sep 08, 2025

Rushing

| Player | gp | att | gain | loss | net | avg | td | lg | avg/g |
|-------------------------|----------|-----------|------------|-----------|------------|------------|----------|-----------|--------------|
| Jalen Dupree | 2 | 28 | 156 | 6 | 150 | 5.4 | 1 | 20 | 75.0 |
| Lloyd Avant | 2 | 15 | 83 | 3 | 80 | 5.3 | 2 | 20 | 40.0 |
| Justin Marshall | 1 | 8 | 37 | 0 | 37 | 4.6 | 0 | 7 | 37.0 |
| Javion Kinnard | 1 | 2 | 22 | 0 | 22 | 11.0 | 0 | 21 | 22.0 |
| Tahj Bullock | 2 | 11 | 34 | 15 | 19 | 1.7 | 1 | 6 | 9.5 |
| Brayden Fowler-Nicolosi | 2 | 8 | 41 | 25 | 16 | 2.0 | 1 | 13 | 8.0 |
| Jordan Ross | 2 | 1 | 0 | 9 | -9 | -9.0 | 0 | 0 | -4.5 |
| Total | 2 | 73 | 373 | 58 | 315 | 4.3 | 5 | 21 | 157.5 |
| Opponents | 2 | 85 | 389 | 43 | 346 | 4.1 | 6 | 38 | 173.0 |

Passing

| Player | gp | effic | comp-att-int | pct | yds | td | lg | avg/g |
|-------------------------|----------|--------------|----------------|-------------|------------|----------|-----------|--------------|
| Brayden Fowler-Nicolosi | 2 | 97.4 | 30-57-2 | 52.6 | 312 | 1 | 27 | 156.0 |
| Tay Lanier | 2 | 175.6 | 1-1-0 | 100.0 | 9 | 0 | 9 | 4.5 |
| Tahj Bullock | 2 | 0.0 | 0-1-0 | 0.0 | 0 | 0 | 0 | 0.0 |
| Total | 2 | 97.1 | 31-59-2 | 52.5 | 321 | 1 | 27 | 160.5 |
| Opponents | 2 | 132.2 | 35-52-1 | 67.3 | 386 | 1 | 39 | 193.0 |

Receiving

| Player | gp | no. | yds | avg | td | lg | avg/g |
|-------------------------|----------|-----------|------------|-------------|----------|-----------|--------------|
| Jaxxon Warren | 2 | 7 | 95 | 13.6 | 1 | 27 | 47.5 |
| Tommy Maher | 2 | 5 | 38 | 7.6 | 0 | 15 | 19.0 |
| Armani Winfield | 2 | 4 | 49 | 12.3 | 0 | 17 | 24.5 |
| Jalen Dupree | 2 | 4 | 13 | 3.3 | 0 | 16 | 6.5 |
| Lavon Brown | 2 | 3 | 36 | 12.0 | 0 | 16 | 18.0 |
| Jordan Ross | 2 | 3 | 25 | 8.3 | 0 | 11 | 12.5 |
| Tay Lanier | 2 | 1 | 10 | 10.0 | 0 | 10 | 5.0 |
| Tahj Bullock | 2 | 1 | 16 | 16.0 | 0 | 16 | 8.0 |
| Brayden Fowler-Nicolosi | 2 | 1 | 9 | 9.0 | 0 | 9 | 4.5 |
| Petey Tucker | 2 | 1 | 24 | 24.0 | 0 | 24 | 12.0 |
| Javion Kinnard | 1 | 1 | 6 | 6.0 | 0 | 6 | 6.0 |
| Total | 2 | 31 | 321 | 10.4 | 1 | 27 | 160.5 |
| Opponents | 2 | 35 | 386 | 11.0 | 1 | 39 | 193.0 |

Punt Returns

| Player | no. | yds | avg | td | lg |
|------------------|----------|-----------|-------------|----------|-----------|
| Tommy Maher | 3 | 36 | 12.0 | 0 | 29 |
| Total | 3 | 36 | 12.0 | 0 | 29 |
| Opponents | 2 | 11 | 5.5 | 0 | 8 |

Interceptions

| Player | no. | yds | avg | td | lg |
|------------------|----------|-----------|-------------|----------|-----------|
| Jahari Rogers | 1 | 16 | 16.0 | 0 | 16 |
| Total | 1 | 16 | 16.0 | 0 | 16 |
| Opponents | 2 | 0 | 0.0 | 0 | 0 |

Kick Returns

| Player | no. | yds | avg | td | lg |
|------------------|----------|------------|-------------|----------|-----------|
| Lloyd Avant | 3 | 95 | 31.7 | 0 | 50 |
| Drew Rodriguez | 1 | 0 | 0.0 | 0 | 0 |
| Total | 4 | 95 | 23.8 | 0 | 50 |
| Opponents | 4 | 113 | 28.3 | 0 | 34 |

Fumbles Recovered

| Player | no. | yds | avg | td | lg |
|------------------|----------|-----------|------------|----------|-----------|
| Owen Long | 1 | 15 | 15.0 | 0 | 15 |
| JaQues Evans | 1 | 0 | 0.0 | 0 | 0 |
| Total | 2 | 15 | 7.5 | 0 | 15 |
| Opponents | 4 | 15 | 3.8 | 0 | 15 |



2025-26 Colorado St. Football
Combined Team Statistics
All games

Page 2/3
as of Sep 08, 2025

Field Goals

| Player | fg | pct. | 01-19 | 20-29 | 30-39 | 40-49 | 50-99 | lg | blk |
|------------------|------------|--------------|------------|------------|------------|------------|------------|-----------|----------|
| Isaiah Hankins | 0-1 | 0.0 | 0-0 | 0-0 | 0-0 | 0-1 | 0-0 | 0 | 0 |
| Opponents | 2-2 | 100.0 | 0-0 | 2-2 | 0-0 | 0-0 | 0-0 | 24 | 0 |

Punting

| Player | no. | yds | avg | lg | tb | fc | i20 | 50+ | blk |
|-------------------------|----------|------------|-------------|-----------|----------|----------|----------|----------|----------|
| Bryan Hansen | 5 | 261 | 52.2 | 58 | 1 | 1 | 0 | 3 | 0 |
| Brayden Fowler-Nicolosi | 1 | 44 | 44.0 | 44 | 0 | 0 | 1 | 0 | 0 |
| Total | 6 | 305 | 50.8 | 58 | 1 | 1 | 1 | 3 | 0 |
| Opponents | 9 | 356 | 39.6 | 49 | 1 | 1 | 3 | 0 | 0 |

Scoring

| Player | td fg | | PAT | | | | d xp saf pts | | |
|-------------------------|----------|------------|------------|----------|----------|----------|--------------|----------|-----------|
| | | | kick | rush | rcv | pass | | | |
| Lloyd Avant | 2 | - | - | - | - | - | - | - | 12 |
| Tahj Bullock | 1 | - | - | - | - | - | - | - | 6 |
| Isaiah Hankins | - | 0-1 | 6-6 | - | - | - | - | - | 6 |
| Brayden Fowler-Nicolosi | 1 | - | - | - | - | - | - | - | 6 |
| Jaxxon Warren | 1 | - | - | - | - | - | - | - | 6 |
| Jalen Dupree | 1 | - | - | - | - | - | - | - | 6 |
| Total | 6 | 0-1 | 6-6 | 0 | 0 | 0 | 0 | 0 | 42 |
| Opponents | 7 | 2-2 | 7-7 | 0 | 0 | 0 | 0 | 0 | 55 |

Punt Returns

| Player | no. | yds | avg | td | lg |
|------------------|----------|-----------|-------------|----------|-----------|
| Tommy Maher | 3 | 36 | 12.0 | 0 | 29 |
| Total | 3 | 36 | 12.0 | 0 | 29 |
| Opponents | 2 | 11 | 5.5 | 0 | 8 |

Kick Returns

| Player | no. | yds | avg | td | lg |
|------------------|----------|------------|-------------|----------|-----------|
| Lloyd Avant | 3 | 95 | 31.7 | 0 | 50 |
| Drew Rodriguez | 1 | 0 | 0.0 | 0 | 0 |
| Total | 4 | 95 | 23.8 | 0 | 50 |
| Opponents | 4 | 113 | 28.3 | 0 | 34 |

Score by Periods

| Team | 1st | 2nd | 3rd | 4th | OT | TOT |
|--------------|-----|-----|-----|-----|----|-----|
| Colorado St. | 7 | 7 | 21 | 7 | 0 | 42 |
| Opponents | 14 | 10 | 21 | 10 | 0 | 55 |

All Purpose

| Player | g | rush | rcv | pr | kr | ir | total | avg/g |
|-------------------------|----------|------------|------------|-----------|------------|-----------|------------|--------------|
| Lloyd Avant | 2 | 80 | 0 | 0 | 95 | 0 | 175 | 87.5 |
| Jalen Dupree | 2 | 150 | 13 | 0 | 0 | 0 | 163 | 81.5 |
| Jaxxon Warren | 2 | 0 | 95 | 0 | 0 | 0 | 95 | 47.5 |
| Tommy Maher | 2 | 0 | 38 | 36 | 0 | 0 | 74 | 37.0 |
| Armani Winfield | 2 | 0 | 49 | 0 | 0 | 0 | 49 | 24.5 |
| Justin Marshall | 1 | 37 | 0 | 0 | 0 | 0 | 37 | 37.0 |
| Lavon Brown | 2 | 0 | 36 | 0 | 0 | 0 | 36 | 18.0 |
| Tahj Bullock | 2 | 19 | 16 | 0 | 0 | 0 | 35 | 17.5 |
| Javion Kinnard | 1 | 22 | 6 | 0 | 0 | 0 | 28 | 28.0 |
| Brayden Fowler-Nicolosi | 2 | 16 | 9 | 0 | 0 | 0 | 25 | 12.5 |
| Petey Tucker | 2 | 0 | 24 | 0 | 0 | 0 | 24 | 12.0 |
| Jahari Rogers | 2 | 0 | 0 | 0 | 0 | 16 | 16 | 8.0 |
| Jordan Ross | 2 | -9 | 25 | 0 | 0 | 0 | 16 | 8.0 |
| Tay Lanier | 2 | 0 | 10 | 0 | 0 | 0 | 10 | 5.0 |
| Total | 2 | 315 | 321 | 36 | 95 | 16 | 783 | 391.5 |
| Opponents | 2 | 346 | 386 | 11 | 113 | 0 | 856 | 428.0 |

Total Offense

| Player | g | plays | rush | pass | total | avg/g |
|-------------------------|----------|------------|------------|------------|------------|--------------|
| Brayden Fowler-Nicolosi | 2 | 65 | 16 | 312 | 328 | 164.0 |
| Jalen Dupree | 2 | 28 | 150 | 0 | 150 | 75.0 |
| Lloyd Avant | 2 | 15 | 80 | 0 | 80 | 40.0 |
| Justin Marshall | 1 | 8 | 37 | 0 | 37 | 37.0 |
| Javion Kinnard | 1 | 2 | 22 | 0 | 22 | 22.0 |
| Tahj Bullock | 2 | 12 | 19 | 0 | 19 | 9.5 |
| Tay Lanier | 2 | 1 | 0 | 9 | 9 | 4.5 |
| Jordan Ross | 2 | 1 | -9 | 0 | -9 | -4.5 |
| Total | 2 | 132 | 315 | 321 | 636 | 318.0 |
| Opponents | 2 | 137 | 346 | 386 | 732 | 366.0 |



2025-26 Colorado St. Football
Combined Team Statistics
All games

Page 3/3
as of Sep 08, 2025

Team Defense

| | | | Tackles | | | | Sacks | Pass defense | | | Fumbles | | blkd | |
|---------------|---------------------|----------|-----------|-----------|------------|--------------|-------------|--------------|----------|----------|-------------|----------|----------|----------|
| ## | Player | gp | ua | a | tot | tfl/yds | no-yds | int-yds | brup | qbh | fr-yds | ff | kick | saf |
| 40 | Owen Long | 2 | 15 | 9 | 24 | 0.5-0 | . | . | . | . | 1-15 | . | . | . |
| 13 | Jake Jarmolowich | 2 | 5 | 7 | 12 | 1.5-3 | . | . | 1 | . | . | . | . | . |
| 7 | Lemondre Joe | 2 | 7 | 4 | 11 | 1.5-9 | 1.5-9 | . | 3 | 1 | . | . | . | . |
| 45 | Robert Edmonson | 2 | 9 | 1 | 10 | 1-8 | 1-8 | . | . | . | . | . | . | . |
| 9 | JaQues Evans | 2 | 4 | 5 | 9 | . | . | . | . | . | 1-0 | . | . | . |
| 44 | Jacob Ellis | 2 | 5 | 4 | 9 | 2-4 | . | . | . | . | . | 1 | . | . |
| 18 | AJ Noland | 1 | 5 | 4 | 9 | . | . | . | . | . | . | . | . | . |
| 56 | Kenyon Agurs | 2 | 2 | 6 | 8 | 1.5-2 | . | . | . | . | . | . | . | . |
| 15 | Ayden Hector | 2 | 6 | 1 | 7 | . | . | . | . | . | . | . | . | . |
| 2 | Dylan Phelps | 2 | 1 | 6 | 7 | . | . | . | . | . | . | . | . | . |
| 4 | Jahari Rogers | 2 | 2 | 4 | 6 | . | . | 1-16 | 2 | . | . | . | . | . |
| 55 | Andrew Laurich | 2 | 2 | 4 | 6 | 1-2 | . | . | . | . | . | . | . | . |
| 17 | CJ Blocker | 2 | 3 | 1 | 4 | . | . | . | 1 | . | . | . | . | . |
| 77 | Jack Moran | 2 | 2 | 2 | 4 | . | . | . | . | . | . | . | . | . |
| 92 | Mukendi Wa-Kalonji | 2 | 2 | 1 | 3 | . | . | . | . | . | . | . | . | . |
| 49 | Jernias Tafia | 2 | . | 3 | 3 | 0.5-0 | . | . | . | . | . | . | . | . |
| 95 | Gabe Jones | 1 | 1 | 2 | 3 | 1-7 | 0.5-5 | . | . | . | . | . | . | . |
| 3 | Dagan Myers | 2 | 2 | . | 2 | . | . | . | . | . | . | . | . | . |
| 90 | Keegan Shank | 2 | . | 2 | 2 | . | . | . | . | . | . | . | . | . |
| 11 | Jeremy Naborne | 2 | . | 2 | 2 | 0.5-1 | . | . | . | . | . | . | . | . |
| 91 | Moso'oipala Tuitele | 2 | . | 1 | 1 | . | . | . | . | . | . | . | . | . |
| 39 | DeAndre Gill | 1 | 1 | . | 1 | . | . | . | . | . | . | . | . | . |
| 78 | Aaron Karas | 2 | 1 | . | 1 | . | . | . | . | . | . | . | . | . |
| 47 | Drew Rodriguez | 2 | 1 | . | 1 | . | . | . | 1 | . | . | . | . | . |
| 5 | Petey Tucker | 2 | 1 | . | 1 | . | . | . | . | . | . | . | . | . |
| 16 | Chance Harrison | 2 | . | 1 | 1 | . | . | . | . | . | . | . | . | . |
| 0 | Jordan Ross | 2 | 1 | . | 1 | . | . | . | . | . | . | . | . | . |
| Totals | | 2 | 78 | 70 | 148 | 11-36 | 3-22 | 1-16 | 8 | 1 | 2-15 | 1 | 0 | 0 |
| Opponents | | 2 | 75 | 48 | 123 | 10-61 | 3-39 | 2-0 | 7 | 1 | 4-15 | 3 | 0 | 0 |



2025-26 Colorado St. Football
Team Game-by-Game
All games

Page 1/1
as of Sep 08, 2025

| DateOpponent | | Rushing | | | | Receiving | | | | Passing | | | | Kick Returns | | | | Punt Returns | | | | tot | | |
|--------------|----------------|---------|-----|----|----|-----------|-----|----|----|---------|-----|-----|-----|--------------|----|-----|-----|--------------|----|-----|-----|-----|----|-----|
| | | no. | yds | td | lg | no. | yds | td | lg | cmp | att | int | yds | td | lg | no. | yds | td | lg | no. | yds | td | lg | off |
| 08/30/2025 | at Washington | 27 | 85 | 2 | 20 | 17 | 180 | 1 | 27 | 17 | 33 | 1 | 180 | 1 | 27 | 4 | 95 | 0 | 50 | 0 | 0 | 0 | 0 | 265 |
| 09/06/2025 | Northern Colo. | 46 | 230 | 3 | 21 | 14 | 141 | 0 | 17 | 14 | 26 | 1 | 141 | 0 | 17 | 0 | 0 | 0 | 0 | 3 | 36 | 0 | 29 | 371 |
| Colorado St. | | 73 | 315 | 5 | 21 | 31 | 321 | 1 | 27 | 31 | 59 | 2 | 321 | 1 | 27 | 4 | 95 | 0 | 50 | 3 | 36 | 0 | 29 | 636 |
| Opponents | | 85 | 346 | 6 | 38 | 35 | 386 | 1 | 39 | 35 | 52 | 1 | 386 | 1 | 39 | 4 | 113 | 0 | 34 | 2 | 11 | 0 | 8 | 732 |

Colorado St. Averages

| Games | Avg/ rush | Avg/ catch | Pass effic | KR avg | PR avg | All purpose avg/game | Total offense avg/game |
|-------|-----------|------------|------------|--------|--------|----------------------|------------------------|
| 2 | 4.3 | 10.4 | 97.1 | 23.8 | 12.0 | 391.5 | 318.0 |

| Date | Opponent | Tackles | | | | Sacks | Fumble | | Pass Defense | | | blkd | PAT attempts | | | | off | |
|--------------|----------------|---------|----|-------|---------|--------|--------|--------|--------------|-----|------|------|--------------|------|-----|-----|-----|-----|
| | | ua | a | total | tfl-yds | no-yds | ff | fr-yds | int-yds | qbh | brup | kick | kick | rush | rcv | saf | t/o | pts |
| 08/30/2025 | at Washington | 47 | 32 | 79 | 5.0-26 | 3-22 | 0 | 1-0 | 0-0 | 0 | 3 | 0 | 3-3 | 0 | 0 | 0 | 7 | 21 |
| 09/06/2025 | Northern Colo. | 31 | 38 | 69 | 6.0-10 | 0-0 | 1 | 1-15 | 1-16 | 1 | 5 | 0 | 3-3 | 0 | 0 | 0 | 7 | 21 |
| Colorado St. | | 78 | 70 | 148 | 11.0-36 | 3-22 | 1 | 2-15 | 1-16 | 1 | 8 | 0 | 6-6 | 0 | 0 | 0 | 14 | 42 |
| Opponents | | 75 | 48 | 123 | 10.0-61 | 3-39 | 3 | 4-15 | 2-0 | 1 | 7 | 0 | 7-7 | 0 | 0 | 0 | 6 | 55 |

| | | Punting | | | | | | | | | | Field Goals | | | Kickoffs | | | | |
|--------------|----------------|---------|-----|------|------|------|----|----|-----|-----|--------|-------------|------|-----|----------|------|----|----|--|
| Date | Opponent | no. | yds | avg | long | blkd | tb | fc | 50+ | i20 | md-att | long | blkd | no. | yds | avg | tb | ob | |
| 08/30/2025 | at Washington | 4 | 191 | 47.8 | 55 | 0 | 0 | 1 | 1 | 1 | 0-0 | 0 | 0 | 4 | 228 | 57.0 | 0 | 0 | |
| 09/06/2025 | Northern Colo. | 2 | 114 | 57.0 | 58 | 0 | 1 | 0 | 2 | 0 | 0-1 | 0 | 0 | 4 | 260 | 65.0 | 4 | 0 | |
| Colorado St. | | 6 | 305 | 50.8 | 58 | 0 | 1 | 1 | 3 | 1 | 0-1 | 0 | 0 | 8 | 488 | 61.0 | 4 | 0 | |
| Opponents | | 9 | 356 | 39.6 | 49 | 0 | 1 | 1 | 0 | 3 | 2-2 | 24 | 0 | 11 | 657 | 59.7 | 6 | 1 | |



2025-26 Colorado St. Football
Opponents Game-by-Game
All games

Page 1/1
as of Sep 08, 2025

| | | Rushing | | | | Receiving | | | | Passing | | | | Kick Returns | | | | Punt Returns | | | | tot | | | |
|--------------|----------------|---------|-----|----|----|-----------|-----|----|----|---------|-----|-----|-----|--------------|----|-----|-----|--------------|----|-----|-----|-----|----|-----|-----|
| Date | Opponent | no. | yds | td | lg | no. | yds | td | lg | cmp | att | int | yds | td | lg | no. | yds | td | lg | no. | yds | td | lg | off | |
| 08/30/2025 | at Washington | 51 | 283 | 4 | 38 | 18 | 226 | 1 | 39 | 18-24-0 | | | | 226 | 1 | 39 | 4 | 113 | 0 | 34 | 2 | 11 | 0 | 8 | 509 |
| 09/06/2025 | Northern Colo. | 34 | 63 | 2 | 14 | 17 | 160 | 0 | 29 | 17-28-1 | | | | 160 | 0 | 29 | 0 | 0 | 0 | 0 | 0 | 0 | 0 | 0 | 223 |
| Opponents | | 85 | 346 | 6 | 38 | 35 | 386 | 1 | 39 | 35-52-1 | | | | 386 | 1 | 39 | 4 | 113 | 0 | 34 | 2 | 11 | 0 | 8 | 732 |
| Colorado St. | | 73 | 315 | 5 | 21 | 31 | 321 | 1 | 27 | 31-59-2 | | | | 321 | 1 | 27 | 4 | 95 | 0 | 50 | 3 | 36 | 0 | 29 | 636 |

Opponents Averages

| Games | Avg/ rush | Avg/ catch | Pass effic | KR avg | PR avg | All purpose avg/game | Total offense avg/game |
|-------|-----------|------------|------------|--------|--------|----------------------|------------------------|
| 2 | 4.1 | 11.0 | 132.2 | 28.3 | 5.5 | 428.0 | 366.0 |

| Date | Opponent | Tackles | | | | Sacks | Fumble | | Pass Defense | | | blkd | PAT attempts | | | off | | |
|--------------|----------------|---------|----|-------|---------|--------|--------|--------|--------------|-----|------|------|--------------|------|-----|-----|-----|-----|
| | | ua | a | total | tfl-yds | no-yds | ff | fr-yds | int-yds | qbh | brup | kick | kick | rush | rcv | saf | t/o | pts |
| 08/30/2025 | at Washington | 37 | 10 | 47 | 6.0-37 | 2-21 | 0 | 0-0 | 1-0 | 0 | 3 | 0 | 5-5 | 0 | 0 | 0 | 3 | 38 |
| 09/06/2025 | Northern Colo. | 38 | 38 | 76 | 4.0-24 | 1-18 | 3 | 4-15 | 1-0 | 1 | 4 | 0 | 2-2 | 0 | 0 | 0 | 3 | 17 |
| Opponents | | 75 | 48 | 123 | 10.0-61 | 3-39 | 3 | 4-15 | 2-0 | 1 | 7 | 0 | 7-7 | 0 | 0 | 0 | 6 | 55 |
| Colorado St. | | 78 | 70 | 148 | 11.0-36 | 3-22 | 1 | 2-15 | 1-16 | 1 | 8 | 0 | 6-6 | 0 | 0 | 0 | 14 | 42 |

| | | Punting | | | | | | | | | | Field Goals | | | Kickoffs | | | | |
|--------------|----------------|---------|-----|------|------|------|----|----|-----|-----|--------|-------------|------|-----|----------|------|----|----|--|
| Date | Opponent | no. | yds | avg | long | blkd | tb | fc | 50+ | i20 | md-att | long | blkd | no. | yds | avg | tb | ob | |
| 08/30/2025 | at Washington | 2 | 78 | 39.0 | 42 | 0 | 1 | 1 | 0 | 1 | 1-1 | 24 | 0 | 7 | 397 | 56.7 | 2 | 1 | |
| 09/06/2025 | Northern Colo. | 7 | 278 | 39.7 | 49 | 0 | 0 | 0 | 0 | 2 | 1-1 | 23 | 0 | 4 | 260 | 65.0 | 4 | 0 | |
| Opponents | | 9 | 356 | 39.6 | 49 | 0 | 1 | 1 | 0 | 3 | 2-2 | 24 | 0 | 11 | 657 | 59.7 | 6 | 1 | |
| Colorado St. | | 6 | 305 | 50.8 | 58 | 0 | 1 | 1 | 3 | 1 | 0-1 | 0 | 0 | 8 | 488 | 61.0 | 4 | 0 | |



2025-26 Colorado St. Football Combined Team Statistics All games

Page 1/3
as of Sep 08, 2025

Team Results

| Date | Opponent | | Score | Att. |
|------------|----------------|---|-------|-------|
| 08/30/2025 | at Washington | L | 21-38 | 67778 |
| 09/06/2025 | Northern Colo. | W | 21-17 | 37023 |

Rushing

| Player | gp | att | gain | loss | net | avg | td | lg | avg/g |
|-------------------------|----------|-----------|------------|-----------|------------|------------|----------|-----------|--------------|
| Jalen Dupree | 2 | 28 | 156 | 6 | 150 | 5.4 | 1 | 20 | 75.0 |
| Lloyd Avant | 2 | 15 | 83 | 3 | 80 | 5.3 | 2 | 20 | 40.0 |
| Justin Marshall | 1 | 8 | 37 | 0 | 37 | 4.6 | 0 | 7 | 37.0 |
| Javion Kinnard | 1 | 2 | 22 | 0 | 22 | 11.0 | 0 | 21 | 22.0 |
| Tahj Bullock | 2 | 11 | 34 | 15 | 19 | 1.7 | 1 | 6 | 9.5 |
| Brayden Fowler-Nicolosi | 2 | 8 | 41 | 25 | 16 | 2.0 | 1 | 13 | 8.0 |
| Jordan Ross | 2 | 1 | 0 | 9 | -9 | -9.0 | 0 | 0 | -4.5 |
| Total | 2 | 73 | 373 | 58 | 315 | 4.3 | 5 | 21 | 157.5 |
| Opponents | 2 | 85 | 389 | 43 | 346 | 4.1 | 6 | 38 | 173.0 |

Passing

| Player | gp | effic | comp-att-int | pct | yds | td | lg | avg/g |
|-------------------------|----------|--------------|----------------|-------------|------------|----------|-----------|--------------|
| Brayden Fowler-Nicolosi | 2 | 97.4 | 30-57-2 | 52.6 | 312 | 1 | 27 | 156.0 |
| Tay Lanier | 2 | 175.6 | 1-1-0 | 100.0 | 9 | 0 | 9 | 4.5 |
| Tahj Bullock | 2 | 0.0 | 0-1-0 | 0.0 | 0 | 0 | 0 | 0.0 |
| Total | 2 | 97.1 | 31-59-2 | 52.5 | 321 | 1 | 27 | 160.5 |
| Opponents | 2 | 132.2 | 35-52-1 | 67.3 | 386 | 1 | 39 | 193.0 |

Receiving

| Player | gp | no. | yds | avg | td | lg | avg/g |
|-------------------------|----------|-----------|------------|-------------|----------|-----------|--------------|
| Jaxxon Warren | 2 | 7 | 95 | 13.6 | 1 | 27 | 47.5 |
| Tommy Maher | 2 | 5 | 38 | 7.6 | 0 | 15 | 19.0 |
| Armani Winfield | 2 | 4 | 49 | 12.3 | 0 | 17 | 24.5 |
| Jalen Dupree | 2 | 4 | 13 | 3.3 | 0 | 16 | 6.5 |
| Lavon Brown | 2 | 3 | 36 | 12.0 | 0 | 16 | 18.0 |
| Jordan Ross | 2 | 3 | 25 | 8.3 | 0 | 11 | 12.5 |
| Tay Lanier | 2 | 1 | 10 | 10.0 | 0 | 10 | 5.0 |
| Tahj Bullock | 2 | 1 | 16 | 16.0 | 0 | 16 | 8.0 |
| Brayden Fowler-Nicolosi | 2 | 1 | 9 | 9.0 | 0 | 9 | 4.5 |
| Petey Tucker | 2 | 1 | 24 | 24.0 | 0 | 24 | 12.0 |
| Javion Kinnard | 1 | 1 | 6 | 6.0 | 0 | 6 | 6.0 |
| Total | 2 | 31 | 321 | 10.4 | 1 | 27 | 160.5 |
| Opponents | 2 | 35 | 386 | 11.0 | 1 | 39 | 193.0 |

Game Records

| Record | Overall | Home | Away | Neutral |
|----------------|---------|------|------|---------|
| ALL GAMES | 1-1 | 1-0 | 0-1 | 0-0 |
| CONFERENCE | 0-0 | 0-0 | 0-0 | 0-0 |
| NON-CONFERENCE | 1-1 | 1-0 | 0-1 | 0-0 |

Team Statistics

| | CSU | OPP |
|------------------------------------|-------------------|-------------------|
| First Downs | 44 | 43 |
| Rushing | 21 | 18 |
| Passing | 19 | 19 |
| Penalty | 4 | 6 |
| Rushing Yardage | 315 | 346 |
| Rushing attempts | 73 | 85 |
| Average per rush | 4.3 | 4.1 |
| Average per game | 157.5 | 173.0 |
| TDs Rushing | 5 | 6 |
| Passing Yardage | 321 | 386 |
| Comp-Att-Int | 31-59-2 | 35-52-1 |
| Average per pass | 5.4 | 7.4 |
| Average per catch | 10.4 | 11.0 |
| Average per game | 160.5 | 193.0 |
| TDs Passing | 1 | 1 |
| Total offense | 636 | 732 |
| Average per play | 4.8 | 5.3 |
| Average per game | 318.0 | 366.0 |
| Kick returns: #-Yards | 4-95 | 4-113 |
| Punt returns: #-Yards | 3-36 | 2-11 |
| Int returns: #-Yards | 1-16 | 2-0 |
| Fumbles-Lost | 5-4 | 2-2 |
| Penalties-Yards | 15-114 | 11-78 |
| Punts-Avg | 6-50.8 | 9-39.6 |
| Time of possession / game | 26:51 | 33:03 |
| 3rd-down conversion | 8/23 | 11/28 |
| 4th-down conversion | 3/6 | 3/3 |
| PAT-attempts | (6-6) 100% | (7-7) 100% |
| 2-point conversion-attempts | (0-0) 0% | (0-0) 0% |

Interceptions

| Player | no. | yds | avg | td | lg |
|------------------|----------|-----------|-------------|----------|-----------|
| Jahari Rogers | 1 | 16 | 16.0 | 0 | 16 |
| Total | 1 | 16 | 16.0 | 0 | 16 |
| Opponents | 2 | 0 | 0.0 | 0 | 0 |



2025-26 Colorado St. Football
Team Game-by-Game Comparison
All games

Page 1/1
as of Sep 08, 2025

| Opponent | Score | First Downs | | | | Rushing Number-Yards | Passing | | Total Offense Plays-Yards | Return Yards | Turn- Overs |
|----------------|--------------|----------------|----------------|----------------|--------------|-------------------------|--------------------------|------------------|------------------------------|------------------|----------------|
| | | Total | Rush | Pass | Pen | | Comp-Att.-Int | Yards | | | |
| Washington | 21-38 | 17 / 26 | 5 / 16 | 10 / 10 | 2 / 0 | 27-85 / 51-283 | 17-33-1 / 18-24-0 | 180 / 226 | 60-265 / 75-509 | 95 / 124 | 1 / 1 |
| Northern Colo. | 21-17 | 27 / 17 | 16 / 2 | 9 / 9 | 2 / 6 | 46-230 / 34-63 | 14-26-1 / 17-28-1 | 141 / 160 | 72-371 / 62-223 | 67 / 15 | 5 / 2 |
| Totals | 42-55 | 44 / 43 | 21 / 18 | 19 / 19 | 4 / 6 | 73-315 / 85-346 | 31-59-2 / 35-52-1 | 321 / 386 | 132-636 / 137-732 | 162 / 139 | 6 / 3 |

| Opponents | 3rd Down Conversion | 4th Down Conversion | Time of Possession | TOP Margin | Avg Yds/Rush | Avg Yds/Pass | Avg Yds/Play | Punting Number-Avg | Penalties Number-Yards | Sacks |
|----------------|------------------------|------------------------|-----------------------|---------------|------------------|------------------|------------------|------------------------|---------------------------|--------------|
| | | | | | | | | | | |
| Washington | 3-13 / 8-14 | 3-5 / 1-1 | 23:06 / 36:44 | -13:38 | 3.1 / 5.5 | 5.5 / 9.4 | 4.4 / 6.8 | 4-47.8 / 2-39.0 | 5-20.0 / 6-34.0 | 3 / 2 |
| Northern Colo. | 5-10 / 3-14 | 0-1 / 2-2 | 30:37 / 29:23 | 01:14 | 5.0 / 1.9 | 5.4 / 5.7 | 5.2 / 3.6 | 2-57.0 / 7-39.7 | 10-94.0 / 5-44.0 | 0 / 1 |
| Totals | 8-23 / 11-28 | 3-6 / 3-3 | 53:43 / 66:07 | -12:24 | 4.3 / 4.1 | 5.4 / 7.4 | 4.8 / 5.3 | 6-50.8 / 9-39.6 | 15-114.0 / 11-78.0 | 3 / 3 |

Note: Game totals are displayed in the format TEAM/OPPONENT for each category



2025-26 Colorado St. Football
By Quarter Statistics
All games

Page 1/1
as of Sep 08, 2025

3rd-Down Conversions

| Date | Opponent | Score | Overall | 1st Qtr | 2nd Qtr | 3rd Qtr | 4th Qtr | Overtime |
|--------------|----------------|---------|------------|----------|----------|----------|----------|----------|
| 08/30/2025 | at Washington | L 21-38 | 3-13 23.1 | 0-2 0.0 | 1-4 25.0 | 2-3 66.7 | 0-4 0.0 | 0-0 0.0 |
| 09/06/2025 | Northern Colo. | W 21-17 | 5-10 50.0 | 1-4 25.0 | 1-2 50.0 | 0-0 0.0 | 3-4 75.0 | 0-0 0.0 |
| Colorado St. | | | 8-23 34.8 | 1-6 16.7 | 2-6 33.3 | 2-3 66.7 | 3-8 37.5 | 0-0 0.0 |
| Opponents | | | 11-28 39.3 | 2-6 33.3 | 1-7 14.3 | 5-6 83.3 | 3-9 33.3 | 0-0 0.0 |

4th-Down Conversions

| Date | Opponent | Score | Overall | 1st Qtr | 2nd Qtr | 3rd Qtr | 4th Qtr | Overtime |
|--------------|----------------|---------|-----------|-----------|-----------|-----------|----------|----------|
| 08/30/2025 | at Washington | L 21-38 | 3-5 60.0 | 1-1 100.0 | 0-0 0.0 | 0-0 0.0 | 2-4 50.0 | 0-0 0.0 |
| 09/06/2025 | Northern Colo. | W 21-17 | 0-1 0.0 | 0-0 0.0 | 0-1 0.0 | 0-0 0.0 | 0-0 0.0 | 0-0 0.0 |
| Colorado St. | | | 3-6 50.0 | 1-1 100.0 | 0-1 0.0 | 0-0 0.0 | 2-4 50.0 | 0-0 0.0 |
| Opponents | | | 3-3 100.0 | 1-1 100.0 | 1-1 100.0 | 1-1 100.0 | 0-0 0.0 | 0-0 0.0 |

Time of Possession

| Date | Opponent | Score | Overall | 1st Qtr | 2nd Qtr | 3rd Qtr | 4th Qtr | Overtime |
|--------------|----------------|---------|---------|---------|---------|---------|---------|----------|
| 08/30/2025 | at Washington | L 21-38 | 23:06 | 05:41 | 06:34 | 04:36 | 06:15 | 00:00 |
| 09/06/2025 | Northern Colo. | W 21-17 | 30:37 | 06:15 | 08:15 | 06:40 | 09:27 | 00:00 |
| Colorado St. | | | Total | 11:56 | 14:49 | 11:16 | 15:42 | 00:00 |
| | | | Avg. | 05:58 | 07:25 | 05:38 | 07:51 | 00:00 |
| Opponents | | | Total | 14:35 | 18:30 | 15:35 | 17:27 | 00:00 |
| | | | Avg. | 07:17 | 09:15 | 07:47 | 08:43 | 00:00 |



2025-26 Colorado St. Football
Red-Zone Results
All games

Page 1/1
as of Sep 08, 2025

Colorado St. Inside Opponent Red-Zone

| Date | Opponent | Score | Times | Times | Total | | Rush | Pass | FGs | Failed to score inside RZ | | | | | |
|-----------------------|----------------|---------|-------|--------|-------|-----|------|------|------|---------------------------|------|-----|------|------|------|
| | | | In RZ | Scored | Pts | TDs | TDs | TDs | Made | FGA | Down | Int | Fumb | Half | Game |
| 08/30/2025 | at Washington | L 21-38 | 2 | 2 | 14 | 2 | 2 | 0 | 0 | 0 | 0 | 0 | 0 | 0 | 0 |
| 09/06/2025 | Northern Colo. | W 21-17 | 4 | 3 | 21 | 3 | 3 | 0 | 0 | 0 | 0 | 1 | 0 | 0 | 0 |
| Totals 5 of 6 (83.3%) | | | 6 | 5 | 35 | 5 | 5 | 0 | 0 | 0 | 0 | 1 | 0 | 0 | 0 |

Opponents Inside Colorado St. Red-Zone

| Date | Opponent | Score | Times | Times | Total | | Rush | Pass | FGs | Failed to score inside RZ | | | | | |
|------------------------|----------------|---------|-------|--------|-------|-----|------|------|------|---------------------------|------|-----|------|------|------|
| | | | In RZ | Scored | Pts | TDs | TDs | TDs | Made | FGA | Down | Int | Fumb | Half | Game |
| 08/30/2025 | Washington | L 21-38 | 5 | 5 | 31 | 4 | 3 | 1 | 1 | 1 | 0 | 0 | 0 | 0 | 0 |
| 09/06/2025 | Northern Colo. | W 21-17 | 3 | 3 | 17 | 2 | 2 | 0 | 1 | 1 | 0 | 0 | 0 | 0 | 0 |
| Totals 8 of 8 (100.0%) | | | 8 | 8 | 48 | 6 | 5 | 1 | 2 | 2 | 0 | 0 | 0 | 0 | 0 |



2025-26 Colorado St. Football
Games Played
All games

Page 1/2
as of Sep 08, 2025

| ## | Player | GP-GS | UW | UNC |
|----|-------------------------|-------|-------|-------|
| 0 | Chris Jackson | 1/0 | XXX | ... |
| 0 | Jordan Ross | 2/1 | XXX | START |
| 1 | Armani Winfield | 2/0 | XXX | XXX |
| 2 | Dylan Phelps | 2/0 | XXX | XXX |
| 2 | Jalen Dupree | 2/2 | START | START |
| 3 | Darius Curry | 0/0 | ... | ... |
| 3 | Dagan Myers | 2/0 | XXX | XXX |
| 4 | Jahari Rogers | 2/2 | START | START |
| 5 | Petey Tucker | 2/0 | XXX | XXX |
| 6 | Tay Lanier | 2/2 | START | START |
| 6 | Elijah Brown | 2/0 | XXX | XXX |
| 7 | Lemondre Joe | 2/2 | START | START |
| 7 | Jackson Brousseau | 0/0 | ... | ... |
| 8 | Lavon Brown | 2/0 | XXX | XXX |
| 9 | JaQues Evans | 2/2 | START | START |
| 10 | Tommy Maher | 2/0 | XXX | XXX |
| 11 | Kojo Antwi | 0/0 | ... | ... |
| 11 | Jeremy Naborne | 2/1 | START | XXX |
| 12 | Tahj Bullock | 2/1 | START | XXX |
| 12 | Jace Bellah | 0/0 | ... | ... |
| 13 | Jake Jarmolowich | 2/2 | START | START |
| 13 | Tommy Poholsky | 0/0 | ... | ... |
| 15 | Ayden Hector | 2/1 | XXX | START |
| 16 | Brayden Fowler-Nicolosi | 2/2 | START | START |
| 16 | Chance Harrison | 2/0 | XXX | XXX |
| 17 | CJ Blocker | 2/0 | XXX | XXX |
| 17 | Tyler Lewis | 0/0 | ... | ... |
| 18 | AJ Noland | 1/1 | START | ... |
| 19 | Jaxxon Warren | 2/2 | START | START |
| 20 | Justin Marshall | 1/0 | ... | XXX |
| 20 | Jayden Cortell | 0/0 | ... | ... |
| 22 | Chauncey Davis | 0/0 | ... | ... |
| 22 | Konyae Hunter | 0/0 | ... | ... |
| 23 | Jaseim Mitchell | 0/0 | ... | ... |
| 23 | Nathan Sutcliffe | 0/0 | ... | ... |
| 24 | Trey Vincent | 0/0 | ... | ... |
| 24 | Javion Kinnard | 1/0 | ... | XXX |
| 25 | Lloyd Avant | 2/0 | XXX | XXX |
| 26 | Ryan McConnell | 2/0 | XXX | XXX |
| 26 | John Smith | 0/0 | ... | ... |
| 27 | Cole Rhoden | 0/0 | ... | ... |
| 28 | Dante Scott | 0/0 | ... | ... |
| 29 | Jett Vincent | 2/0 | XXX | XXX |
| 32 | D'Angelo Hagans | 1/0 | ... | XXX |
| 33 | Keegan Holles | 2/0 | XXX | XXX |
| 34 | Amare Gomez | 0/0 | ... | ... |
| 35 | Payne Williams III | 0/0 | ... | ... |
| 36 | Casey Carr | 0/0 | ... | ... |
| 38 | Kylan Studebaker | 0/0 | ... | ... |
| 39 | DeAndre Gill | 1/0 | XXX | ... |
| 40 | Owen Long | 2/2 | START | START |
| 41 | Tyson Williams | 2/0 | XXX | XXX |
| 42 | Jaden Landrum | 0/0 | ... | ... |
| 43 | Brock Camp | 0/0 | ... | ... |
| 44 | Jacob Ellis | 2/1 | XXX | START |
| 45 | Robert Edmonson | 2/0 | XXX | XXX |
| 46 | Cody Pettitt | 0/0 | ... | ... |
| 47 | Drew Rodriguez | 2/0 | XXX | XXX |
| 49 | Jernias Tafia | 2/0 | XXX | XXX |
| 50 | Josh Ayers | 0/0 | ... | ... |



2025-26 Colorado St. Football
Games Played
All games

Page 2/2
as of Sep 08, 2025

| ## | Player | GP-GS | UW | UNC |
|----|-------------------------|-------|-------|-------|
| 52 | Paul Tangelo | 2/0 | XXX | XXX |
| 52 | Kentez Allen | 0/0 | ... | ... |
| 53 | Whitefield Powell | 0/0 | ... | ... |
| 54 | Liam Wortmann | 2/2 | START | START |
| 54 | Cannon Valenzuela | 0/0 | ... | ... |
| 55 | Andrew Laurich | 2/2 | START | START |
| 56 | Kenyon Agurs | 2/2 | START | START |
| 56 | Walker Himebauch | 2/0 | XXX | XXX |
| 57 | Trevyn Heil | 0/0 | ... | ... |
| 58 | Peyton Garrett | 0/0 | ... | ... |
| 60 | Chandler Brown | 1/0 | XXX | ... |
| 63 | John Holthaus | 0/0 | ... | ... |
| 64 | Tristan Holmbeck | 1/0 | ... | XXX |
| 65 | Phillip Ocon | 0/0 | ... | ... |
| 67 | Dylan Freebury | 0/0 | ... | ... |
| 70 | Berlin Lillard | 0/0 | ... | ... |
| 71 | Zach Smith | 1/0 | XXX | ... |
| 72 | Christian Martin | 2/2 | START | START |
| 73 | Braden Hales | 1/0 | ... | XXX |
| 74 | Tanner Morley | 2/2 | START | START |
| 75 | Sione Netane | 0/0 | ... | ... |
| 76 | Alex Foster | 0/0 | ... | ... |
| 77 | Jack Moran | 2/1 | XXX | START |
| 77 | Monjaro Senegal | 0/0 | ... | ... |
| 78 | Aaron Karas | 2/2 | START | START |
| 79 | Aitor Urionabarrenechea | 2/2 | START | START |
| 80 | Clarence Taylor | 0/0 | ... | ... |
| 81 | Rocky Beers | 2/2 | START | START |
| 82 | Carlos Anaya | 2/0 | XXX | XXX |
| 83 | Bryan Hansen | 2/0 | XXX | XXX |
| 84 | Stephon Daily | 0/0 | ... | ... |
| 85 | Kory Hall | 1/0 | ... | XXX |
| 85 | Garrett Keeler | 0/0 | ... | ... |
| 86 | Landon Bell | 0/0 | ... | ... |
| 87 | Antoine Martin | 0/0 | ... | ... |
| 88 | Jordan McIntyre | 2/0 | XXX | XXX |
| 89 | Keynan Higgins | 0/0 | ... | ... |
| 90 | Keegan Shank | 2/0 | XXX | XXX |
| 91 | Moso'oipala Tuitele | 2/0 | XXX | XXX |
| 92 | Mukendi Wa-Kalonji | 2/2 | START | START |
| 93 | Caden Branston | 0/0 | ... | ... |
| 94 | Alton Tarber | 2/0 | XXX | XXX |
| 95 | Gabe Jones | 1/1 | START | ... |
| 96 | Jackson Murray | 0/0 | ... | ... |
| 97 | Ed'Mari Binion | 0/0 | ... | ... |
| 98 | Isaiah Hankins | 2/0 | XXX | XXX |
| 98 | Dennious Jackson | 0/0 | ... | ... |
| 99 | Javion Smith-Combs | 0/0 | ... | ... |