

2025 RICE OWLS FOOTBALL NOTES



GAME 7 AT UTSA

RICE - UTSA MEDIA

TELEVISION



Play-by-Play: Courtney Lyle
Analyst: Rene Ingoglia

RADIO

Rice Radio (internet & Varsity App)

Play-by-Play: JP Heath

Analyst: Nate Griffin

Sideline: Reporter: Jason Metko

2025 SCHEDULE

**AT LOUISIANA**

**AUG. 30
W, 14-12**

**HOUSTON**

**SEPT. 6
L, 9-35**

**PRAIRIE VIEW A&M**

**SEPT. 13
W, 38-17**

**AT CHARLOTTE**

**SEPT. 18
W, 28-17**

**AT NAVY**

**SEPT. 27
L, 13-21**

**FLORIDA ATLANTIC**
FAMILIES WEEKEND

**OCT. 4
L, 21-27**

**AT UTSA**

**OCT. 11
6:30 pm**

**UConn**
HALL OF FAME

**OCT. 25
TBA**

**MEMPHIS**

**OCT. 31
6:00 PM**

**UAB**
HOMECOMING

**NOV. 8
TBA**

**NORTH TEXAS**
SENIOR DAY

**NOV. 22
TBA**

**AT USF**

**NOV. 29
TBA**

TABLE OF CONTENTS

Depth Chart.....	1	Roster.....	14
Notes.....	4	Career Stats.....	16
Pronunciations.....	8	Career Highs.....	18
Starters.....	8	HC Scott Abell.....	19
Owls in the NFL.....	9	Scoring Drives.....	22
Career Games/Starts.....	11	2025 Stats.....	29
The Last Time.....	12	2025 Box Scores.....	44



RICE 3-3, 1-2



UTSA 2-3, 0-1



THE ALAMODOME

SAN ANTONIO, TEXAS // Oct. 11, 2025 // 6:30 p.m. CT

RICE

Record (American) 3-3 (1-2)
Ranking N/A
Last Game: vs. Florida Atlantic // L, 27-21
Streak: L2
Dunlevie Family Head Coach: Scott Abell
Career Record: 89-56 (12th)
Rice Record: 3-3 (1st)

STAT LEADERS

RUSHING: Quinton Jackson
92 att.; 481 yards (5.2), 2 TDs
PASSING: Chase Jenkins
59-86-1; 520 yards; 4 TDs
RECEIVING: Drayden Dickmann
22 rec.; 229 yards; 3 TDs
TACKLES: Andrew Awe
48 tkls; 3.5 TFLs; 0.5 SACKS; 1 PBU

UTSA

Record (American) 2-3 (0-1)
Ranking N/A
Last Game: at Temple // L, 27-21
Streak: L1
Head Coach: Jeff Traylor
Career Record: 48-23 (5th)
UTSA Record: 48-23 (5th)

STAT LEADERS

RUSHING: Robert Henry
80 att.; 666 yards (8.3); 7 TDs
PASSING: Owen McCown
111-175-4, 990 yards, 9 TDs
RECEIVING: Devin McCuin
28 rec.; 277 yards; 3 TDs
TACKLES: Shad Banks, Jr.
37 tkls; 2.0 TFLs; 2 INTs; 1 FR; 1 FF



2025 AT A GLANCE

20.5	POINTS/GAME	29.2
21.5	POINTS ALLOWED/GAME	29.6
219.7	RUSH YARDS/GAME	177.8
93.2	PASS YARDS/GAME	207.8
312.8	TOTAL OFFENSE/GAME	385.6
344.0	TOTAL DEFENSE/GAME	385.2



INSIDE THE SERIES

- This is the 13th meeting between the two schools, the last three as members of the American Conference.
- The schools met for eight consecutive years (1 non-conference and seven in C-USA) before the 2020 game was canceled due to COVID-19-related issues.
- The teams are meeting for the fifth straight year, which matches series with Houston and Charlotte as the longest active series for Rice.
- UTSA leads the series 8-4 (7-2 in C-USA, 1-1 in The American, 0-1 non-conference) and has won the last five in the Alamodome since Rice won the first meeting in San Antonio 27-20 in 2013.
- The win in 2013 was the initial meeting as members of the same conference. Later that season, UTSA's 21-13 win at North Texas broke a tie between Rice and UNT and allowed Rice to capture the C-USA West and advance to the C-USA Championship game where the Owls defeated Marshall 41-24.
- Rice won the first three and UTSA the next eight before the Owls snapped the streak, winning 29-27 last year on an 18-yard TD pass from EJ Warner to Matt Sykes with :04 left.



Dunlevie Family Head Football Coach Scott Abell has built winning programs at each stop in his career by instilling a culture based on the goal to Win Everything, Win Everywhere, With Everyone, and that pursuit is embodied by the "WE" branding throughout the program.

"We're going to work very hard. Everything we put our hands on, our heart behind, we're going to pursue for excellence. You can only build great things when people come together for something bigger than themselves, and that's what we're going to do here."

UTSA TWO-DEEP

OFFENSE

POS	NO	NAME	HT	WT	YR	HOMETOWN/PREVIOUS SCHOOL(S)	COLLEGE
TE	49	Micah Barnett	6' 2"	234	Sr.	Dickinson, Texas / Dickinson	Lovett
	86	James Falk	6' 6"	252	R-So.	Springfield, Pennsylvania / The Haverford School	Wiess
TT	60	Sean Sullivan	6' 5"	309	Gr.	Westborough, Massachusetts / St. John's / Yale	GSA
	58	Peyton Farmer	6' 6"	294	R-So.	Fresno, Texas / Ridge Point	Will Rice
TG	50	Patrick Valent	6' 3"	325	R-So.	Warren, OH / John F Kennedy Catholic	Lovett
	79	Weston Kropp	6' 4"	320	R-Jr.	Biloxi, Mississippi / Biloxi/Jones College	Jones
C	56	Nate Bledsoe	6' 4"	310	R-So.	Collierville, Tennessee / Briarcrest Christian	Hanszen
	55	Netane Fehoko	6' 0"	295	R-Jr.	Inglewood, California / Hillsdale /College of San Mateo	Duncan
SG	76	John Long	6' 4"	329	R-Sr.	Kempner, Texas / Lampasas	Duncan
	55	Netane Fehoko	6' 0"	295	R-Jr.	Inglewood, California / Hillsdale /College of San Mateo	Duncan
ST	53	Luke Miller	6' 5"	294	R-Fr.	Round Rock, Texas / Round Rock	Weiss
	74	Brad Baur	6' 6"	272	R-Jr.	Rocklin, California / Rocklin	Hanszen
QB	4	Chase Jenkins	6' 0"	191	R-So.	Katy, Texas / Alief Taylor	Martel
	5	Drew Devillier	6' 5"	228	R-Fr.	Plano, Texas / Plano East	Weiss
OB	10	Quinton Jackson	5' 7"	160	R-Jr.	Fort Worth, Texas / North Crowley	Sid Richardson
	20	Daelen Alexander	5' 10"	215	R-So.	Pflugerville, Texas / Weiss	Duncan
X	81	Braylen Walker	5' 10"	172	R-Jr.	Sulphur, Louisiana / Lake Charles College Prep/ Sulphur	Brown
	23	Payton Matthews	5' 11"	180	Fr.	San Antonio, Texas / Harlan	Lovett
SLOT	1	Aaron Turner	5' 8"	184	Gr.	Ellicott, Maryland / Gonzaga College/UConn/Cincinnati	GSA
	11	Tyson Thompson	5' 9"	185	R-Sr.	Spring, Texas / Klein/HBU	Jones
Z	6	Drayden Dickmann	5' 11"	181	R-So.	Georgetown, Texas / Georgetown	Duncan
	19	Semaj Pierre	5' 8"	168	Fr.	Baton Rouge, Louisiana / Port Arthur Memorial	Lovett

DEFENSE

DE	8	Joseph Mutombo	6' 5"	257	R-So.	Fort Worth, Texas / Keller Central	Baker
	11	Sam Carrell	6' 4"	271	Gr.	Albuquerque, New Mexico / Sandia/Wash St/Texas Tech	GSA
DT	75	Blake Boenisch	6' 3"	341	R-Sr.	Needville, Texas / Needville	Baker
	57	Aquantis Clemmons	5' 10"	281	R-So.	Atlanta, Georgia / Carver	Martel
NT	96	Dillan Botts	6' 1"	285	Jr.	Houston, Texas / Bridgeland /Mary Hardin-Baylor	Jones
	99	Christopher Clark-Jolivet	6' 1"	298	R-So.	Houston, Texas / Furr	Martel
RUSH	26	Tony Anyanwu	6' 2"	249	Gr.	Rowlett, Texas / Rowlett /Baylor/SFA	GSA
	16	Chibby Nwajuaku	6' 2"	239	R-Jr.	Cypress, Texas / Cypress Ranch	Duncan
LB	3	Ty Morris	6' 2"	229	Jr.	Houston, Texas / Dekaney	Brown
	25	Blaise Tita	6' 2"	220	Sr.	Houston, Texas / Alief TaylorLamar/Kilgore JC	Jones
LB	0	Andrew Awe	6' 2"	230	R-Sr.	Mansfield, Texas / Mansfield Lake Ridge HS	Hanszen
	44	Cooper King	5' 10"	214	R-So.	Houston, Texas / Stratford	Will Rice
VIPER	6	Jo Chavez	6' 0"	190	So.	Folsom, California / Folsom /Saddleback College	Wiess
	41	Plae Wyatt	6' 0"	211	R-Sr.	McKinney, Texas / McKinney Boyd	Duncan
SS	4	Marcus Williams	5' 11"	198	R-Jr.	Hoover, Alabama / Hoover	Hanszen
	29	Daveon Hook	5' 11"	184	Sr. Cibolo,	Texas / Steele	Hanszen
FS	9	Peyton Stevenson	6' 2"	200	R-Sr.	Demopolis, Alabama / Demopolis	Will Rice
	27	Jack Kane	6' 0"	181	Gr.	Long Beach, California / Servite / Oregon State	GSA
RCB	7	Omari Porter	6' 2"	198	Gr.	Auburn, Alabama / Auburn HS /Stanford	GSA
	5	Jerrick Harper	6' 0"	191	Jr.	Silsbee, Texas / Silsbee/ Trinity Valley CC	Baker
LCB	12	Khary Crump	6' 0"	172	Gr.	Los Angeles, California / Culver City /AZ/Mich State/HCU	GSA
	28	LaVonte Johnson	6' 2"	187	R-Fr.	Houston, Texas / North Shore	Lovett

SPECIAL TEAMS

PK	28	Enock Gota	6' 0"	199	R-Jr.	Houston, Texas / Dekaney	Baker
	82	Chase Allen	6' 1"	216	Gr.	Colleyville, Texas / Heritage/Alabama/UTSA	GSA
KO	28	Enock Gota	6' 0"	199	R-Jr.	Houston, Texas / Dekaney	Baker
	82	Chase Allen	6' 1"	216	Gr.	Colleyville, Texas / Heritage/Alabama/UTSA	GSA
H	91	Alex Bacchetta	6' 2"	230	R-Jr.	Atlanta, Georgia / The Westminster School / Penn State	Will Rice
P	91	Alex Bacchetta	6' 2"	230	R-Jr.	Atlanta, Georgia / The Westminster School/Penn State	Will Rice
	82	Chase Allen	6' 1"	216	Gr.	Colleyville, Texas / Heritage/Alabama/UTSA	GSA
LS	48	Wyatt Freeman	5' 10"	201	Jr.	Bakersfield, California / Centennial /Naval Academy Prep	Lovett
	12	AJ Padgett	6' 3"	241	R-Jr.	Frisco, Texas / Reedy	Duncan
PR	11	Tyson Thompson	5' 9"	185	R-Sr.	Spring, Texas / Klein/HCU	Jones
	6	Drayden Dickmann	5' 11"	181	R-So.	Georgetown, Texas / Georgetown	Duncan
KR	10	Quinton Jackson	5' 7"	160	R-Jr.	Fort Worth, Texas / North Crowley	Sid Richardson
	6	Drayden Dickmann	5' 11"	181	R-So.	Georgetown, Texas / Georgetown	Duncan

GAME SEVEN AT UTSA



2025 STATISTICAL RANKINGS

Category	RICE			UTSA		
	Actual	FBS Rank	AC	Actual	FBS Rank	AC
Rushing Offense	219.7	18	4	177.8	49	8
Passing Offense	93.2	133	13	207.8	87	9
Total Offense	312.8	121	14	385.6	71	9
Scoring Offense	20.5	111	12	29.2	66	7
Rushing Defense	152.7	80	7	118.0	45	4
Pass Efficiency Defense	120.38	47	5	151.54	120	12
Total Defense	344.0	59	6	385.2	90	10
Scoring Defense	21.5	58	5	29.6	105	11
Net Punting	39.45	76	8	37.65	106	12
Punt Returns	3.20	124	13	2.43	126	14
Kickoff Returns	16.00	30	5	20.33	70	5
Turnover Margin	0.67	33	7	0.20	52	8
Pass Defense	191.3	46	4	267.2	122	14
Passing Efficiency	136.76	74	8	127.27	98	9
Sacks pg	2.50	37	2	2.00	74	7
Tackles For Loss	6.0	50	4	5.6	70	8
Sacks Allowed	1.50	55	9	1.00	19	4
Fumbles Recovered	3	34	5	2	65	11
Fumbles Lost	1	11	3	0	1	1
Passes Intercepted	3	73	7	3	73	7
Interceptions Thrown	1	5	3	4	66	7
Turnovers Gained	6	67	8	5	87	11
Turnovers Lost	2	6	2	4	19	4
Fewest Penalties pg	5.17	35	3	6.80	82	8
Fewest Yards Penalized pg	54.83	70	5	63.40	97	12
Punt Return Yardage Defense	11.50	101	12	16.10	124	13
Kickoff Return Yardage Defense	16.00	30	5	26.89	124	14
3rd Down Conversions	.405	68	10	.366	98	13
4th Down Conversions	.538	73	9	.308	124	13
3rd Down Conv. Defense	.511	129	13	.378	63	5
4th Down Conv. Defense	.444	44	5	.600	86	11
Red Zone Offense	.923	35	7	.867	63	8
Red Zone Defense	1.000	127	13	.938	113	11
First Downs	110	64	6	96	100	13
Time of Possession	32:15	24	6	31:24	44	7

AMERICAN STANDINGS

	American			Overall		
	W	L	Pct.	W	L	Pct.
Navy	3	0	1.000	5	0	1.000
Memphis	2	0	1.000	6	0	1.000
North Texas	1	0	1.000	5	0	1.000
South Florida	1	0	1.000	4	1	.800
Tulane	1	0	1.000	4	1	.800
East Carolina	1	0	1.000	3	2	.600
Temple	1	0	1.000	3	2	.500
Florida Atlantic	1	1	.500	2	3	.400
Rice	1	2	.333	3	3	.500
Army West Point	1	2	.333	2	3	.400
UTSA	0	1	.000	2	3	.400
UAB	0	2	.000	2	3	.400
Charlotte	0	2	.000	1	4	.400
Tulsa	0	3	.000	2	4	.333

UPCOMING SCHEDULE (ALL TIMES CT)

Thursday, October 9		
East Carolina at Tulane	ESPN	6:30 p.m.
Friday, October 10		
South Florida at North Texas	ESPN/2	6:30 p.m.
Saturday, October 11		
Charlotte at Army West Point	CBSN	11 a.m.
Navy at Temple	ESPN2	3 p.m.
UAB at Florida Atlantic	ESPN+	5 p.m.
Rice at UTSA	ESPN	6:30 p.m.

RICE FUTURE SCHEDULES

2026

Non-conference

9/5	Houston Christian
9/12	at Notre Dame
9/19	Western Michigan
9/26	at Fresno State

2027

Non-conference

9/4	Duke
9/11	Fresno State
9/18	Lamar
9/25	at Western Michigan

2028

Non-conference

9/9	UTRGV
10/7	at Connecticut

RICE'S 2025 RECORD WHEN ...

Overall	3-3	Trailing after first quarter	1-2
American Athletic Conference	1-2	Tied after first quarter	1-1
Home	1-2	Leading at halftime	2-0
Away	2-1	Trailing at halftime	1-3
Neutral Site	0-0	Tied at halftime	0-0
Current Streak	L2	Leading after third quarter	3-0
Current Home Streak	L1	Trailing after third quarter	0-3
Current Road Streak	L1	Tied after third quarter	0-0
Current Neutral Streak	L2	Overtime	0-0
Day Games	0-1	Scoring less than 20 points	1-2
Night Games	3-2	Scoring 20-29 points	1-1
On Television	3-3	Scoring 30 or more points	1-0
CBS Sports Network	0-1	Allowing less than 20 points	3-0
ESPN	1-0	Allowing 20-29 points	0-2
ESPN2	0-0	Allowing 30 or more points	0-1
ESPN+	2-2	With a 100-yard rusher	2-1
In August	1-0	Allowing a 100-yard rusher	0-2
In September	2-2	With a 300-yard passer	0-0
In October	0-1	Allowing a 300-yard passer	0-0
In November	0-0	Outgaining opponent	3-0
In December	0-0	Opponent outgains	0-3
vs. Top 25 Teams (AP)	0-0	300 or more yards of total offense	2-1
vs. Unranked Opponents	3-3	Allowing 300 or more yards total offense	1-3
On Natural Grass	0-1	No turnovers	2-2
On Artificial Turf	3-2	One to three turnovers	0-1
Scoring first	0-2	More than three turnovers	0-0
Opponent scores first	3-1	No takeaways	2-1
Scoring on opening drive	1-1	One to three takeaways	1-2
Opponent scores on opening drive	2-2	More than three takeaways	0-0
Controlling time of possession	3-2	Committing fewer turnovers	2-2
Opponent controls time of possession/tied	0-1	Turnovers are equal	1-0
Leading after first quarter	1-0	Committing more turnovers	0-1

MEDIA SCHEDULE - WEEK SEVEN-UTSA

MON 6	TUES 7	WED 8	THURS 9	FRI 10	SAT 11	SUN 12
NO PRACTICE	PRESS CONFERENCE 12:15 p.m. Patterson Center & Zoom PRACTICE 4:00-5:20	PRACTICE 3:30-4:50 Media Availability after practice	PRACTICE 4:15-5:10 Media Availability after practice	TRAVEL DAY No Media Availability	GAME DAY @UTSA 6:30 Kickoff Postgame in person and Zoom	PRACTICE TBA No Media Availability

COVERING THE OWLS

Members of the media should contact Chuck Pool, Rice's Assistant AD for Athletic Communications, to arrange player/coach interviews as well as provide advance notice of intentions to cover practices. Applications for single-game credentials to cover Rice home games can be made on-line at <https://riceowls.co/Rice-FB-Credentials>

Each Tuesday, head coach Scott Abell along with selected players, meets with the media in person and also on Zoom. Coach Abell addresses the media beginning at 12:15, followed by selected players. Members of the media may access game notes and additional information by visiting the football page on Rice's athletics web site, RiceOwls.com.

RICE QUICK FACTS

Location | **Houston, Texas 77005**
 Founded | **1891**
 Enrollment | **4,574 undergraduate, 3,982 graduate**
 Nickname | **Owls**
 Mascot | **Sammy the Owl**
 Colors | **Blue (281c) and Gray (424c)**
 Conference | **American Conference**
 Stadium | **Rice Stadium (47,000)**
 Playing Surface | **TenCate Pivot**
 President | **Reginald DesRoches (California, '90)**
 Athletics Director | **Tommy McClelland**
 Rice Athletics Phone Number | **713-348-6920**
 Rice Football Phone Number | **713-348-6900**
 Ticket Office Phone Number | **713-348-OWLS**

2025 TEAM INFORMATION

2024 Starters Returning/Lost | 7/18
Offense | 3/8
Defense | 2/9
Specialists | 2/1
Lettermen Returning/Lost | 38/47
Offense | 19/24
Defense | 16/20
Specialists | 3/3

RICE...

- is 3-8 in American Conference games on the road (going 2-2 in 2023, 0-4 in 2024 and 1-1 this year)
- is 8-11 all-time in the American and their eight conference wins rank second among the six former C-USA schools who joined the conference in 2023 (UTSA 11-6; Rice 8-11; North Texas 7-10; Charlotte 6-12; Florida Atlantic & UAB 5-13).
- is 3-1 this year when the opponent scores first, 0-2 when scoring first.
- is +4 in turnover margin though six games... the last time the Owls were positive in turnover margin in a full season was 2014 (+8).
- is 25-10 since 2000 when topping 300 yards rushing.
- is 7 of its last 10 on fourth down conversions this season after opening the season 0-3.

NOTABLE

- Chase Jenkins has thrown and run for a TD in the same game three times this year, the most by an Owl QB since TJ McMahon had three combined TD games in 2022... Taylor McHargue had five games with a TD pass and rushing TD in 2012.
- Quinton Jackson's 68-yard touchdown on the third play of the game vs. Florida Atlantic (13:34 left in the quarter) was the earliest the Owls have scored in a game since 2016
- Rice's average margin of victory in American conference road games is 21.3 points (64 in three games), compared with 6.4 at home (32 in five).
- Rice is tied for the conference lead and tied for 18th nationally with 15 sacks, while the Owls' 89 yards on sacks are fourth in the conference and tied for 36th nationally.
- Their 36 tackles for loss are third in the conference and tied for 23rd and their 147 yards in tackles for loss are also third in the American and tied for 29th.

STARTING WITH THE COIN TOSS IN 2025

Opponent	Captain	Captain	Captain	Captain	Coin Toss	Kick/ Receive	First Offensive Possession	First Defensive Possession	Jersey	Pants	Outcome
at Louisiana	T. Morris	Jackson	Wyatt	Barnett	Louisiana	Deferred	Punt	Field Goal	White	Blue	W, 14-12
Houston	Daley	T. Morris	Jackson	Wyatt	Rice	Deferred	Punt	Punt	Baby Blue	White	L, 9-35
Prairie View A&M	T. Morris	Jackson	Wyatt	Barnett	Rice	Deferred	Punt	Punt	Blue	Grey	W, 38-17
at Charlotte	T. Morris	Jackson	Wyatt	Barnett	Rice	Deferred	Touchdown	Field Goal	Blue	Blue	W, 28-17
at Navy	Daley	T. Morris	Jackson	Wyatt	Rice	Deferred	Punt	Touchdown	White	White	L, 13-21
Florida Atlantic	T. Morris	Jackson	Wyatt	Barnett	Rice	Receive	Touchdown	Touchdown	Blue	Blue	L, 21-27
at UTSA											
Connecticut											
Memphis											
UAB											
North Texas											
at South Florida											

GAME SEVEN AT UTSA

- Rice had a combined nine tackles for losses of 59 yards at Charlotte, including six sacks for 45 yards... The 59 yards lost were the most since they had 61 vs. FIU in 2017, while the 45 yards on sacks were the most for Rice since they had 57 at FIU in 2014.
- Rice is 15th nationally, allowing opponents a 54.8% completion percentage... The Owls held Louisiana to a 35.7 completion percentage, the lowest completion percentage by an opponent since Tulsa completed 34.8% against the Owls in 2012 (8/23).
- Cornerbacks Khary Crump and Omari Porter have combined to hold opponents to a combined 40.7% completion percentage according to PFF through the first six games. Crump has allowed just 10 completions in 24 targets (41.6) while Porter has allowed 12 in 30 passing attempts (40.0).
- Crump is tied for the American Conference lead with six pass breakups, which is also tied for seventh in the nation.
- Crump had two of the Owls' nine breakups vs. Charlotte, their best total since they broke up 10 vs. Houston in 2013, and the Owls' 24 PBU this year are tied for 11th nationally.
- Rice's win at Charlotte was its first win in an American Conference opener in its three seasons as a member.
- Rice allowed only 21 points against Navy, which came into the game averaging 44 points per game, and the Owls have held three of six opponents to 17 points or less this season.
- The 12 points allowed by the Owls at Louisiana were the fewest by an opponent in a season opener since giving up seven to Houston in 2004.
- The Owls held Louisiana to 88 yards passing and 239 total yards, the lowest totals for a road opponent since Charlotte in 2023 (74/158).
- 78 Owls saw action in the 38-17 win over Prairie View, with 27 being credited with at least an assisted tackle and 12 carrying the ball at least once.
- The Owls' 347 rushing yards vs. the Panthers were their most since they ran for 349 vs. Texas Southern... Rice has won its last nine games when topping 300 yards on the ground, with the last loss coming at Texas A&M in the 2013 season opener... Rice rushed for 306 yards in a 52-31 loss.
- Scott Abell's option offense saw Davidson average 334 yards rushing per game the last seven years, including 315 last season, and average 5.74 yards and scored 268 touchdowns on the ground in 75 games, and produced four 1,000-yard rushing seasons.
- Rice last averaged over 300 yards rushing in a season in 2004 (3,372 in 11 games--306.5) under Ken Hatfield and his option attack, which annually ranked at the top of the national rushing stats from 1994-200.
- Rice switched to a spread attack in 2006 and over the last 19 years finished with more yards rushing than passing only twice: 2013 (3,183 rushing/2,495 passing) and 2017 (2,244/1,736), and produced twice as many 1,000-yard receivers (4) as rushers (2).

LONGTIME CONNECTION

While the football series between Rice and UTSA began in 2012, the Owls have had a long association with the San Antonio area. Rice and Trinity University met six times in football, beginning in the program's second year (1913) through 1927, with Rice posting a 5-1-1 mark in those games. College Football Hall of Famers **Tommy Kramer** and **Weldon Humble** are two of the most honored Owls to come from the area. Four of the Owls seven career passing yardage leaders were products of Alamo City schools (**Chase Clement**, **Kramer**, **Mark Commalander** and **Nick Fanuzzi**) while another San Antonio product, Tobin Rote, is the only quarterback to win both NFL (Detroit, 1957) and AFL (Los Angeles, 1963) championships. **Jarett Dillard** set the NCAA's career touchdown reception record holder (60) and combined with Clement for NCAA record for most touchdown passes by a duo (51). Dillard and brother Darik combined to set the NCAA record for career TDs by brothers (86). **ND Kalu** and **Darryl Grant**, **Phillip Gaines**, **Andrew Sendejo**, and **Scott Solomon** are San Antonio products who starred at Rice before heading to the NFL.

'25 RICE COACHING STAFF

Dunlevie Family Head Football Coach | **Scott Abell**

Alma Mater | **Longwood College**, '82

Record at Rice | **3-3, First Season**

Career Record | **89-56, 12 Seasons**

Assistant Head Coach/Tight Ends | **Wayne Lineburg**

Alma Mater | **Virginia**, '96

OC/Offensive Line | **Vince Munch**

Alma Mater | **Ferrum**, '11

DC/Linebackers | **John Kay**

Alma Mater | **Concordia (Chicago)**, '96

PG Coordinator/Quarterbacks | **Porter Abell**

Alma Mater | **Richmond**, '17

RG Coordinator/Inside Receivers | **Austin Eisenhofer**

Alma Mater | **Washington and Lee**, '15

OLBs/Special Teams Coordinator | **Mark Hogan**

Alma Mater | **Georgia State**, '12

DRG Coordinator/Defensive Line | **Ty Warren**

Alma Mater | **Texas A&M**, '11

Outside Redeivers | **Brian Brown**

Alma Mater | **Richmond**, '17

Safeties | **Kerry Cooks**

Alma Mater | **Iowa**, '97

Cornerbacks | **Jeremy Modkins**

Alma Mater | **TCU**, '05

Rush Ends | **Taylor Sauer**

Alma Mater | **Murray State**, '21

Running Backs | **Johnathan Wilson**

Alma Mater | **Kansas**, '12

Assistant Defensive Line | **Michael Case**

Alma Mater | **California Baptist**, '23

Assistant Offensive Line | **Clay Davie**

Alma Mater | **Arizona State**, '10

Assistant Linebackers | **Justin McIntire**

Alma Mater | **Charleston Southern**, '21

Assistant Backfield | **Coy Williams**

Alma Mater | **Davidson**, '22

Strength & Conditioning | **Lew Caralla**

Alma Mater | **Defiance (Ohio)**, '08

GAME DAY ASSIGNMENTS

PRESS BOX

- JON KAY
- AUSTIN EISENHOFER
- TAYLOR SAUER
- CLAY DAVIE
- MICHAEL CASE
- BERNARD DESMOND
- ELI TURNER JR

MILESTONE WATCH

KICKOFF RETURNS

CAREER

1	Michael Perry (1995-98)	109
2	Quentis Roper (1985-88)	73
3	Austin Walter (2015-18)	71
4	Ja'Corey Shepherd (2005-08)	68
5	Sean White (1999-2002)	62
6	James Sykes (1973-76)	52
7	Austin Trammell (2017-20)	49
8	Chuck Latourette (1964-66)	45
	Quinton Jackson (2022-Present)	45

YARDS

CAREER

1	Michael Perry (1995-98)	2,366
2	Quentis Roper (1985-88)	1,683
3	Austin Walter (2015-18)	1,548
4	James Sykes (1973-76)	1,398
5	Ja'Corey Shepherd (2005-08)	1,358
6	Sean White (1999-2002)	1,155
7	Austin Trammell (2017-20)	1,096
8	Quinton Jackson (2022-present)	1,084

PUNT RETURNS

CAREER

1	Huey Keeney (1945-48)	81
2	Horton Nesrsta (1951-53)	69
3	Eric Henley (1988-91)	61
4	Michael Perry (1995-98)	47
5	David Ferguson (1963-65)	43
6	Bruce Henley (1971-73)	40
	LaDoughyous McCalla (1994-98)	40
	Tyson Thompson (2021-Present)	32

10-RECEPTION GAMES

#1 SLOT Aaron Turner (1)^

10 vs. Liberty	Nov. 12, 2022
^ at Connecticut	

100-YARD RUSHING GAMES

#10 RB Quinton Jackson (2)

128 vs. Florida Atlantic	Oct. 4, 2025
119 at Louisiana	Aug. 30, 2025

#4 QB Chase Jenkins (1)

124 vs. Prairie View A&M	Sept. 13, 2025
--------------------------	----------------

100-YARD RECEIVING GAMES

#11 WR Tyson Thompson (2)^

113 vs. Northwestern State	Nov. 6, 2021
103 vs. Incarnate Word	Oct. 30, 2021
^ at HBU	

10+ TACKLE GAMES

#0 LB Andrew Awe (2)

11 at Charlotte	Sept. 18, 2025
10 vs. Florida Atlantic	Oct. 4, 2025

#2 DL Ejike Adele (1)^

10 at Princeton	Nov. 8, 2024
^ at Dartmouth	

#75 DL Blake Boenisch (1)

10 at Memphis	Nov. 8, 2024
---------------	--------------

#27 S Jack Kane (1)

11 vs. Houston	Sept. 6, 2025
----------------	---------------

#3 LB Ty Morris (1)

15 vs. Houston	Sept. 6, 2025
----------------	---------------

#4 S Marcus Williams (1)

12 at Navy	Sept. 27, 2025
------------	----------------

WHO'S BACK?

- Rice returned 21% of its rushing yards, 5% of its passing, and 15% of its receiving.
- Quinton Jackson is the Owls' leading returning rusher with 275 of the Owls' 282 returning yards on the ground.
- Drew Devillier is the leading returning passer with 137 yards, followed by Jackson with 21.
- Braylen Walker is the returning receiver with 22 receptions for 264 yards.
- Rice returned 35% of its game starts from last year on offense (46 of 132) and 27% on defense (36 of 143). Center David Stickle, who made his first collegiate start in the 2024 opener after transferring from Florida State, is the only returner who started all 12 games on either side of the ball. On offense, the Owls return 12 starts at wide receiver (Braylen Walker 8, Tyson Thompson 4), 11 at right guard in 2024 (Trace Norefleet 6, John Long 3, Weston Kropp 2), and one at quarterback (Drew Devillier) in addition to four from Micah Barnett at fullback (moved to tight end this spring)
- On defense Mike LB Andrew Awe and DT Blake Boenisch lead the way 10 starts from last season, followed by six combined at Viper (Blaise Tita 4, Marcus Williams and Plae Wyatt 1) and Free Safety (Daveon Hook 5, Peyton Stevenson 1), and four at Will LB (Ty Morris).
- While not technically a returning 2024 starter after missing all but the opener with an injury, Plae Wyatt started all 13 games in 2023 at VIPER and was the Owls' leading tackler.
- In addition, the Owls added three transfers who each started ten games last year at their previous schools (Tony Anyanwu, SFA; Ejike Adel, Dartmouth; Sean Sullivan, Yale). Ejike was named the Ivy League Defensive Player of the year in 2024 for the Big Green.

NEW FACES

- Rice added 42 new names to the roster since the end of the 2024 season. That list includes 12 players who joined the team as grad transfers (DL Ejike Adele, K Chase Allen, DL Tony Anyanwu, SLOT Max Balthazar, DL Sam Carrell, WR Artis Cole, CB Khary Crump, SAF Jack Kane, WR David Kasemervisz, CB Omari Porter, OL Sean Sullivan, and WR Aaron Turner), five who transferred from four-year schools as undergrads (DL Matthew

Aribisala, DL Dillan Botts, RB Carson Morgan, OL Cole Morgan, QB Lucas Scheernhorn) and two JuCos (VIPER Jo Chavez and CB Jerrick Harper).

- The roster features 63 returners, 20 transfers (14 FBS, 3 FCS, 2 JC, 1 D-III), and 23 true freshmen recruits.
- Two newcomers to the Owls have prior experience playing against Rice for their previous schools. Kicker Chase Allen faced the Owls in 2023 & 2024 with UTSA and scored seven points on a field goal and four PATs in the Roadrunners' 34-14 win in 2023. Matthew Aribisala started for Sam Houston at Rice Stadium in the 2024 season opener and was credited with three tackles and one sack.

RICE STADIUM TURNS 75

Rice Stadium celebrates its 75th birthday on September 30, three days after the Owls play at Navy. The stadium rose from the far west end of the campus in less than nine months in 1950 to provide a more suitable home for the Owls, who defeated North Carolina in the Cotton Bowl on New Year's Day and ended the season ranked fourth in the final AP poll. The 70,000 stadium was the largest on-campus facility in the Southwest Conference when it opened in a matchup between champions of the previous season's Orange (Santa Clara) and Cotton Bowls (Rice). The Owls took control early and won 27-7. In addition to the 421 games played by Rice since the stadium opened in 1950 (198-228-7), the stadium has also served as the home for the University of Houston (two games in 1950 and all home games from 1951-63), the Houston Oilers (1965-67), The Spring League (2021) and the Houston Roughnecks of the UFL in 2024. Rice Stadium is one of just four on-campus stadiums to host a Super Bowl (Super Bowl VIII), joining Tulane Stadium (IV, VI, IX), Stanford Stadium (XIX), and Sun Devil Stadium (XXX).

NEWER SURROUNDINGS

Offensive tackle Sean Sullivan is the rare player who made the jump to a newer facility when he came to Rice as a grad transfer from Yale. The Bulldogs play their games at the Yale Bowl, which opened in 1914, 36 years before Rice Stadium opened.

2025 CAPTAINS

After graduating three players (Chike Anigbogu, Izeya Floyd and Josh Pearcy) who served as captains for multiple years, the 2025 Owls will be lead by a new slate of six captains: TE Micah Barnett, RUSH Michael Daley, QB Chase Jenkins, RB Quinton Jackson, LB Ty Morris and VIPER Plae Wyatt were selected by their teammates.

GOOD WORKS TEAM

Rice senior safety Plae Wyatt is one of 22 college football players and one head coach who have been named to the 2025 Allstate AFCA Good Works Team®, which was announced on Tuesday. Wyatt is the fourth Owl to be honored since the program began in 1992, joining Corey Seymour (1993), Raymorris Barnes (2004), and Driphus Jackson (2015). For the second year, Allstate is partnering with the Wuerffel Foundation to unify two of college football's most meaningful community service honors: the Allstate AFCA Good Works Team and the Allstate Wuerffel Trophy. Fans can vote at ESPN.com/Allstate through Nov. 10 for one of 11 FBS honorees, including Wyatt, who will be named the 2025 Allstate Wuerffel Trophy recipient and serve as the Good Works Team captain, recognizing their leadership, performance, and impact off the field. All 11 FBS honorees will be invited to New Orleans to participate in a community project before the 2026 Allstate® Sugar Bowl®. Wyatt was elected a team captain for the Owls in 2025 as he worked his way back from an injury that ended his 2024 season after only 38 snaps in the opening game vs. Sam Houston. In 2023, he led the Owls in tackles with 81 while starting all 13 games. In the classroom, he earned his undergraduate degree in 2024 while posting a 3.77 GPA and is currently enrolled in the Master's of Global Affairs program. He was a two-time member of the C-USA Commissioner's Honor Roll, a two-time American Conference All-Academic selection, and a Rice Honor Athlete in 2025. Off the field, Wyatt has demonstrated a lifelong commitment to community service, rooted in a multigenerational legacy of giving back. Through the McKinney Yellow Jackets, founded by his father, he has mentored and coached at-risk youth for over six years. He extended this mission by founding the Plae Wyatt Free Youth Football Camp, now entering its second year. At Rice, he actively serves the Houston community through city events, mentoring, and outreach. He remains consistently active in the community—whether in Dallas or Houston, TX—demonstrating leadership, humility, and a deep dedication to uplifting and empowering those around him.

LOOKING AT THE SCHEDULE

- Rice opened 2025 by playing on the road three times in the first five games, going 2-1, including consecutive road conference games to open the season (1-1).
- With a road game at UTSA up next, Rice will play three of its first four conference games on the road. After a bye week on October 18, Rice will open a four-game

homestand featuring UConn, Memphis, UAB and North Texas, and conclude the season on the road at South Florida.

- Rice's 2025 opponents are 41-22 so far this year (.651). The Owls' 2025 opponents were a combined 80-72 in 2024 (.526) and were 5-2 in bowl games with Memphis (Frisco), Navy (Armed Forces), South Florida (Hawai'i), UConn (Fenway) and UTSA (Myrtle Beach), ending their seasons with bowl championships.
- The combined record of the Owls' 2024 opponents was 86-59, and their combined .593 winning percentage was the highest since 2005 (70-52, .603).
- The American Conference schools on the Owls' schedule are 8-6 this year (30-34 in 2024). Last season, Rice's American opponents were a combined 42-24
- The 2025 season saw the Owls' first road game at Louisiana since 1988 and their first trip to Annapolis to face Navy since 2003.
- The Owls will play Houston, UTSA, and Charlotte for the fifth consecutive year, the longest active streaks for Rice (the Rice-UTSA series was interrupted by a cancellation due to COVID-19 in 2022).

SPECIALTIES

- Punt returner Tyson Thompson and kick returner Quinton Jackson both earned preseason all-conference honors after putting up two of the best seasons by the Owls in each category in 2024.
- Thompson led the Owls and was fourth in the AAC last season, averaging 8.2 yards in his first season as the primary returner for Rice. His 21 returns were second in the conference and the most by an Owl since Ja'Corey Shepherd returned 22 punts in 2007, and he had 16 of those returns over the final six games. His 83 yards in punt returns vs. Navy were the most by an Owl since Mario Hull totaled 121 yards on eight returns vs. Memphis in 2011.
- Jackson ranked third in the AAC and seventh nationally in KOR yardage and was third in the conference and 13th nationally with a 26.7 average per return. He set a school record with a 100-yard kickoff return at UConn. He also caught a touchdown pass (Charlotte) and scored on the ground in the finale vs. USF to become the first Owl to have a touchdown rushing, receiving, and by kick return since James Sykes in 1976.
- Jackson's 100-yard return at Memphis was the Owls' first kickoff return touchdown since 2012, but Owls have not returned an unblocked punt for a score since November 8, 1997 when LaDoughyous McCalla raced 84 yards

OVERDUE RETURN

Rice has not returned an unblocked punt for a touchdown in over 25 years. LaDoughyous McCalla took one 84 yards for a score against TCU on Nov. 8, 1997. Chike Anigbogu scooped up an SMU blocked punt and returned it 15 yards for a touchdown in 2023 at Rice Stadium and that goes into the stats as a punt returned for a touchdown.

COLLEGE COLORS

Each member of the Owls will carry their residential college colors on to the field with them this season as all will wear their the logo of their college on the back of their helmets. Unlike most other universities, Rice has no sororities, fraternities, honors, or athlete dorms on campus. Instead, newly admitted students are randomly assigned to one of 11 residential colleges (Baker, Brown, Duncan, Hanszen, Jones, Lovett, Martel, McMurtry, Sid Richardson, Will Rice and Wiess), which they will remain in throughout their undergraduate years. The diversity of the Rice student body helps build community within each college, allowing a rich tapestry of traditions and culture to be formed.

Undergraduate transfers to Rice are assigned a residential college while all graduate students are members of the Graduate Students Association and will wear the GSA logo.



COACHING DEBUTS

Phil Arbuckle	10/26/1912	at Houston HS	W, 7-6
John Logan	10/5/1918	Camp Logan	L, 10-0
John Heisman	10/4/1924	Sam Houston	W, 22-6
Claude Rothgeb	9/29/28	Sam Houston	W, 24-6
Jack Meagher	9/28/29	Loyola (N.O.)	L, 33-0
Jimmy Kitts	9/22/34	Loyola (N.O.)	W, 12-0
Jess Neely	10/5/40	Centenary	W, 25-0
Bo Hagan	9/23/67	at LSU	L, 20-14
Bill Peterson	9/11/71	Houston	L, 23-21
Al Conover	9/9/72	Houston	W, 14-13
Homer Rice	9/18/976	Utah	W, 43-22
Ray Alborn	9/ 9/78	Iowa State	L, 23-19
Watson Brown	9/8/84	at Minnesota	L, 31-24
Jerry Berndt	9/6/86	Lamar	W, 28-14
Fred Goldsmith	9/2/89	at SMU	W, 35-6
Ken Hatfield	9/10/94	Tulane	L, 15-13
Todd Graham	9/2/06	Houston	L, 31-30
David Bailiff	9/1/07	Nicholls State	L, 16-14
Mike Bloomgren	8/25/18	Prairie View	W, 31-28
Pete Alamar*	11/2/24	Navy	W, 24-10
Scott Abell	8/30/25	at Louisiana	W, 14-12

*interim head coach

FIRST SEASONS

Jimmy Kitts	9	1	1934
Jess Neely	7	2	1940
Todd Graham	7	6	2006
Al Conover	5	5	1972
Ken Hatfield	5	6	1994
John Heisman	4	4	1924
Bo Hagan	4	6	1967
Jerry Berndt	4	7	1986
xPhil Arbuckle	3	2	1912
Scott Abell	3	3	2025
Bill Peterson	3	7	1971
Homer Rice	3	9	1976
David Bailiff	3	9	2007
Claude Rothgeb	2	7	1928
Jack Meagher	2	7	1929
Ray Alborn	2	9	1978
Fred Goldsmith	2	8	1989
Mike Bloomgren	2	11	2018
Pete Alamar*	2	2	2024
John Anderson	1	5	1918
Watson Brown	1	10	1984

*interim head coach

100-YARD RUSHERS PER SEASON

(SINCE 2005)

YEAR	NO	LEADER
2005	7	Quinton Smith (5)
2006	5	Quinton Smith (5)
2007	3	Chase Clement (2)
2008	3	C.J. Ugokwe(3)
2009	3	Tyler Smith (2)
2010	4	Jeremy Eddinton/Sam McGuffie (2)
2011	3	Tyler Smith (2)
2012	5	Charles Ross (3)
2013	8	Charles Ross (7)
2014	4	Jowan Davis (3)
2015	4	4 with 1
2016	3	Samuel Stewart (2)
2017	1	Nahshon Ellerbe (1)
2018	4	Emmanuel Esukpa (2)
2019	6	Aston Walter (5)
2020	1	Juma Otoviano (1)
2021	2	Ari Broussard/Jordan Myers (1)
2022	0	
2023	2	Dean Connors (2)
2024	3	Dean Connors (3)
2025	3	Quinton Jackson (2)

for a score against TCU on Nov. 8, 1997. Chike Anigbogu scooped up an SMU blocked punt and returned it 15 yards for a touchdown last season at Rice Stadium and that goes into the stats as a punt returned for a touchdown.

I'LL COME TO YOU

Scott Abell attempted to recruit senior tight end Micah Barnett to Davidson when Barnett was a senior at Dickinson High School in 2021 and had made the switch to fullback from the offensive line midway through his senior year. Barnett chose to stay home and accept a preferred walk-on slot at Rice. After taking over the program this year, Abell awarded Barnett a scholarship for his final year at Rice.

UNDER CENTER

Jenkins is the 17th quarterback make at least one start at Rice since 2017 (including three in each of five of the last eight seasons). JT Daniels (2023) and TJ McMahon (2022) each made nine consecutive starts over the past two seasons, the most for a Rice QB since Tyler Stehling started the first 11 games of 2016 before suffering an injury and missing the finale. Driphus Jackson is the last QB to start an entire season for the Owls (12 games in 2015) and made 25 consecutive starts at QB from 2014-15.

VS. UTSA

OFFENSE

Rushing	NO	YDS	AVG	TD	LONG
Quinton Jackson	8	13	1.6	0	4

Receiving	NO	YDS	AVG	TD	LONG
Landon Ransom-Goelz	2	42	21.0	1	22
Braylen Walker	2	23	11.5	0	17
Drayden Dickman	1	14	14.0	0	14

DEFENSE	TACKLES	TFL	SACK	INT	PBU
Andrew Awe	7-7-14	.5/0	0	0	0
Ty Morris	4-3-7	.5/1	0	0	0
Blake Boenisch	2-2-4	0	0	0	0
Blaise Tita	1-3-4	0	0	0	0
Daveon Hook	3-0-3	0	0	0	0
Plae Wyatt	1-1-2	0	0	0	0
Joeseoph Mutombo	0-1-1	0	0	0	0
Quinton Jackson	1-0-1	0	0	0	0
Enock Gota	1-0-1	0	0	0	0
John Long	1-0-1	0	0	0	0

WORK = RESULTS

- At the close of the preseason conditioning program under new head strength coach Lew Caralla, a total of 24 Owls were able to bench press 225 pounds 20 times, compared with just six when they began the program in January
- All participants who were tested recorded their fastest speeds according to Catapult technology, including

more than 30 who topped 20 MPH in workouts.

- Offensive guard John Long dropped 30 pounds heading into his senior season.
- Wide receivers Semaj Pierre and Braylen Walker each added 20 pounds to their frames as did safety Marcus Williams.

DEGREES IN HAND

20 Owls will take the field this fall having completed their undergraduate work, including five who earned their degrees at Rice (Brad Baur, Weston Kropp, Tyson Thompson, Marcus Williams and Plae Wyatt).

MASTER CLASSES

18 Owls will be pursuing Master's Degrees this fall: DE Ejike Adele (MBA), K Chase Allen (Global Affairs), DL Matthew Arbisala (Engineering Management & Leadership), SLOT Max Balthazar (Global Affairs), OL Brad Baur (Accounting), DE Sam Carrell (Global Affairs), WR Artis Cole (Social Policy Evaluation), CB Khary Crump (Social Policy Evaluation), VIPER Jack Kane (Global Affairs), WR David Kasemervisz (Engineering Management & Leadership), OL Weston Kropp (MBA), CB Omari Porter (Engineering Management & Leadership), C David Stickle (Global Affairs), OL Sean Sullivan (MBA), WR/KR Tyson Thompson (MBA), Safety Marcus Williams (Global Affairs), (VIPER Plae Wyatt (Global Affairs).

DILLARD BACK ON BALLOT

Jarett Dillard, the record-setting receiver who led Rice to a pair of bowl appearances after a 45-year absence, is one of 77 players from the Football Bowl Subdivision on the 2026 ballot for induction into the College Football Hall of Fame. Dillard is one of nine wide receivers on this year's ballot, joining Bernard Berrian (Fresno State), Willie Gault (Tennessee), Marvin Harrison (Syracuse), DeSean Jackson (Cal), Herman Moore (Virginia), Larry Sievers (Tennessee), Peter Warwick (Florida State) and Ryan Yarbrough (Wyoming).

Although lightly recruited out of high school and signing with a school known for its triple-option ground attack, Dillard thrived in the switch to a spread attack in his sophomore season and went on to set NCAA career records for most touchdown receptions (60) and games with a touchdown catch (38).

Also of note:

- During a breakout sophomore season, he set NCAA single-season records for both games and consecutive games with a touchdown reception (13), despite playing with three different quarterbacks.
- He was named a Biletnikoff Award finalist

GAME SEVEN AT UTSA



- while leading the Owls to their first bowl berth in 45 years.
- He caught 21 touchdown passes as a sophomore and then added 20 as a senior, becoming the only player in NCAA history to twice catch at least 20 touchdowns in a season.
- He wrapped his career while leading the Owls to a 10-4 season capped by a win in the Texas Bowl—their first bowl win since 1954—and with virtually every school receiving record in his possession.
- He has held the NCAA career record for touchdown receptions for 17 years (2008 to present), the longest streak since Elmo Wright set the record with 34 in 1970 until it was broken in 1989.
- Dillard was the first Owl named to the Football Writers All-America team in 50 years in 2008.
- He was the first player from Rice to earn first-team All-Conference USA three times and set conference career marks for touchdown receptions and receiving yards (4,138). He was the 10th receiver in NCAA history to pass 4,000 yards receiving and the 13th player with four 1,000-yard seasons.
- Dillard caught at least two passes in each game of his career (49 games), the longest streak in NCAA history for players with multiple catches in every game of the streak. His 51 touchdown receptions from quarterback Chase Clement set the NCAA record for most touchdowns by a passing duo and the tandem added a 52nd in the Texas Bowl as Dillard threw a scoring pass to Clement. After three seasons in the NFL, Dillard retired and entered law school. He is currently Senior Counsel at Husch Blackwell, LLP, specializing in Business, Commercial & Construction Litigation.
- He was inducted into the Rice Athletics Hall of Fame in 2015 and was an inaugural member of the Conference USA Hall of Fame and the Texas Bowl Gridiron Legend in 2019.

HIGH CEILING GUYS

Of the 11 Rice UFAs who played in the NFL since 2021, Chris Boswell is the only one who came to Rice out of high school with more than two stars by any recruiting service (three stars by Rivals).

ALL PRO OWLS

After record-setting regular seasons, Chris Boswell and Jack Fox were named to the AP's 2024 NFL All-Pro, becoming just the second and third former Rice Owls to earn the honor. Wide receiver Bill Howton was named first-team All-Pro in the NFL in 1956 and 1957. Tobin Rote, Howton's quarterback at Rice, was named to first-team AFL All-Pro in 1963. Boswell led the NFL in scoring during the 2024 season with a club-record 158 points, which matched the fifth-most points by a kicker in NFL history. He connected on an NFL-high 41

of 44 field goal attempts this season (93%), the second-most in NFL history, and was perfect on all 35 extra-point attempts. Fox set an NFL record with a net punting average of 46.2 yards per kick and led the league with a 51.0 gross punting average. Since making his debut with the Lions in 2020, Fox has the highest career gross punting average in NFL history (48.8 yards per punt).

IN THE LEAGUE

Luke McCaffrey became the first Owl to be taken in the NFL Draft since 2014 when Washington took him in the third round last April. His former roommate at Nebraska before both transferred to Rice (Brant Banks) became the 12th Owl since 2015 to reach the NFL as a non-drafted free agent when he debuted with Green Bay against McCaffrey and Washington on September 11++:

RICE UFAs in the NFL Since 2015

NAME	TEAM	YEAR
Chris Boswell	PIT	2015
Bryce Callahan	CHI	2015
Jordan Taylor	DEN	2016
Emmanuel Ellerbee	LAC	2018
Austin Walter	NYG	2019
Calvin Anderson	DEN	2020
Jack Fox	DET	2020
Myles Adams	SEA	2021
Nick Leverett	TB	2021
Austin Trammell	ATL	2021
Elijah Garcia	DEN	2022
Brant Banks	GB/TEN	2025

BONUS BALL

Rice is 8-9 all-time in overtime games, including a 4-4 mark on the road and a 4-5 mark at home. The Owls have won four of the last five road overtime games. Rice's first OT game came in 1998 when they beat SMU 23-17.

DATE	OPP	RESULT
9/5/98	SMU	W, 23-17
9/2/00	Houston	W, 30-27
10/20/01	Nevada	W 33-30
10/28/01	@LA Tech	L, 41-38
9/13/03	@Duke	L, 27-24
11/13/04	@UTEP	L, 35-28*
11/11/06	@Tulsa	W, 41-38*
9/22/12	Marshall	L, 54-51
10/5/13	@Tulsa	W, 30-27
11/21/13	@UAB	W, 37-34
9/24/16	North Texas	L, 42-35*
9/28/19	LA Tech	L, 23-20
10/24/20	Middle Tennessee	L, 34-40*
10/30/21	North Texas	L, 30-24
11/6/21	@Charlotte	L, 31-24
10/22/22	@LA Tech	W, 42-41
9/9/23	Houston	W, 43-41*

*Two Overtimes

2025 PRESEASON LISTS

Andrew Awe

Athlon Sports Preseason 4th Team All-AAC

Alex Bacchetta

Dave Campbell's All-Texas Preseason 2nd Team

Micah Barnett

Campbell Trophy

Blake Boenisch

Athlon Sports Preseason 2nd Team All-AAC
Phil Steele's Preseason 2nd Team All-AAC

Michael Daley

Athlon Sports Preseason 3rd Team All-AAC
Phil Steele's Preseason 4th Team All-AAC

Quinton Jackson

Athlon Sports Preseason 1st Team All-AAC KR
Phil Steele's Preseason 2nd Team All-AAC KR
Athlon Sports Preseason 3rd Team All-AAC AP
Phil Steele's Preseason 3rd Team All-AAC RB
Earl Campbell Tyler Rose Award Preseason Watch List
Paul Hornung Award Watch List
American Honor Roll (Sept. 1)

Ty Morris

Athlon Sports Preseason 2nd Team All-AAC
Dave Campbell's All-Texas Preseason 2nd Team

David Stickle

Athlon Sports Preseason 4th Team All-AAC
Phil Steele's Preseason 4th Team All-AAC


Tyson Thompson

Athlon Sports Preseason 1st Team All-AAC
Phil Steele's Preseason 1st Team All-AAC

Plae Wyatt

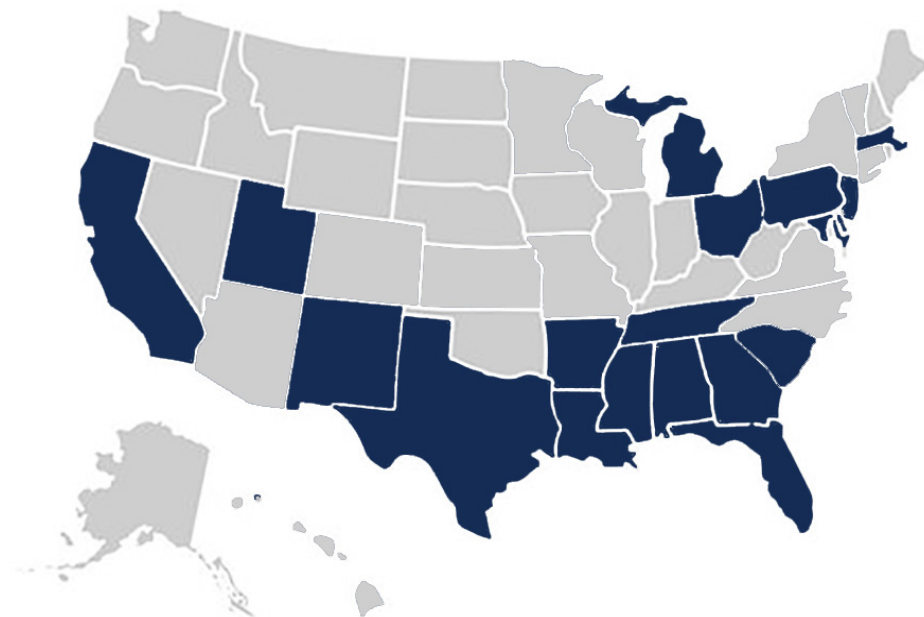
Phil Steele's Preseason 3rd Team All-AAC
Allstate Wuerffel Trophy Watch List
Allstate AFCA Good Works Team Nominee

RICE TO PARTNER WITH NIKE BEGINNING IN 2026-27



Rice Vice President and Director of Athletics Tommy McClelland announced on 10/25 that the Owls will partner with Nike as the official outfitter of Rice Athletics in advance of the 2026-27 academic year. Game One, an industry leader as an equipment supplier to over 130 colleges and universities across the nation, will also become the official supplier of the Owls' uniform, apparel, and footwear needs.

EXPANDING THE SEARCH



The Owls' 2025 roster includes players from 18 states. This year's team features 69 from the state of Texas, the most homegrown talent for the Owls since they had 70 on the roster in the shortened 2020 season.

The breakdown by state: Texas-69; California-9; Louisiana 5; Alabama & Georgia 3, Florida, New Jersey, Tennessee, and Utah 2, Arkansas, Massachusetts, Michigan, Mississippi, New Mexico, Ohio, Pennsylvania, and South Carolina 1.

COVERING THE OWLS

Members of the media should contact Chuck Pool, Rice's Assistant AD for Athletic Communications, to arrange player/coaches interviews as well as provide advance notice of intentions to cover practices.

Each Tuesday, Dunlevie Family Head Football Coach Scott Abell along with selected players, meet with the media in person and also on Zoom. Coach Abell addresses the media beginning at 12:15., followed by selected players. Members of the media may access game notes and additional information by visiting the football page on Rice's athletics web site, RiceOwls.com.

COLLEGEPRESSBOX.COM

Collegepressbox is the official media website for Division I football. Access and download game notes, quotes, statistics, media guides, headshots, logos and more for all FBS schools, conferences, postseason games, awards and the College Football Playoff. For access, please register for an account at collegepressbox.com/register.

2025 GAME-BY-GAME STARTERS (BOLD-1ST CAREER STARTS)

OFFENSE

Opponent	ST	SG	C	TG	TT	SLOT	SLOT/WR	WR	TE/WR	OB	QB
at Louisiana	Sullivan	Long	Stickle	Valent	Miller	Turner	Dickmann	Cole	Barnett	Jackson	C. Jenkins
Houston	Sullivan	Long	Stickle	Valent	Miller	Turner	Dickmann	Cole	Barnett	Jackson	C. Jenkins
Prairie View A&M	Needham	Long	Stickle	Valent	Miller	Turner	Dickmann	Ransom-Goelz	Barnett	Jackson	C. Jenkins
at Charlotte	Sullivan	Long	Bledsoe	Valent	Miller	Turner	Ransom-Goelz	Cole	Barnett	Jackson	C. Jenkins
at Navy	Sullivan	Long	Bledsoe	Valent	Miller	Turner	Dickmann	Thompson	B. Walker	Jackson	C. Jenkins
Florida Atlantic	Sullivan	Long	Bledsoe	Valent	Miller	Falk (TE)	Dickmann	Witt (TE)	Barnett	Jackson	C. Jenkins
at UTSA											
Connecticut											
Memphis											
UAB											
North Texas											
at South Florida											

DEFENSE

Opponent	DE	NT	DT	RUSH	LB	VIPER	LB	CB	CB	SS	FS
at Louisiana	Mutombo	Clark-Jolivet	Boenisch	Daley	Awe	Stevenson	T. Morris	Crump	Porter	Kane	Hook
Houston	Mutombo	Botts	Boenisch	Anyanwu	Awe	Stevenson	T. Morris	Crump	Porter	Kane	M. Williams
Prairie View A&M	Adele	Botts	Boenisch	Anyanwu	Awe	Stevenson	T. Morris	Crump	Porter	Kane	M. Williams
at Charlotte	Adele	Botts	Boenisch	Anyanwu	Awe	Stevenson	T. Morris	Crump	Porter	Kane	M. Williams
at Navy	Daley	Botts	Boenisch	Anyanwu	Awe	Tita	T. Morris	Crump	Porter	Stevenson	M. Williams
Florida Atlantic	Mutombo	Botts	Boenisch	Anyanwu	Awe	Chavez	T. Morris	Crump	Porter	Stevenson	M. Williams
at UTSA											
Connecticut											
Memphis											
UAB											
North Texas											
at South Florida											

GAME SEVEN AT UTSA



2024 Roster Breakdown	
Class	Total
Graduates	13
Seniors	10
Juniors	26
Sophomores	20
Redshirt Freshmen	14
Freshmen	23
Most Games Played	Total
Aaron Turner	47
Blake Boenisch	45
Peyton Stevenson	44
Andrew Awe	42
Tyson Thompson	41
Micah Barnett	40
Omari Porter	38
Jack Kane	35
Sean Sullivan	35
Plae Wyatt	35
Daveon Hook	34
Most Games Started	Total
Sean Sullivan	30
Aaron Turner	25
Dillan Botts	23
Andrew Awe	21
John Long	20
Blake Boenisch	19
Khary Crump	16
Tony Anyanwu	15
David Stickle	15
Plae Wyatt	15
Tyson Thompson	14
Artis Cole	13
Jack Kane	13
Ejike Adele	12
Consecutive Games Played	Total
Peyton Stevenson	44
Quinton Jackson	32
Wyatt Freeman	31
Enock Gota	27
Sean Sullivan	27
Andrew Awe	26
Ty Morris	25
Beau Barton	22
Tony Anyanwu	18
Alex Bacchetta	18
Khary Crump	18
Drayden Dickmann	18
Tyson Thompson	18
Blaise Tita	18
Dillan Botts	16
Consecutive Games Started	Total
Khary Crump	14
Blake Boenisch	12
Andrew Awe	6
Quinton Jackson	6
Chase Jenkins	6
John Long	6
Luke Miller	6
Ty Morris	6
Omari Porter	6
Peyton Stevenson	6
Patrick Valent	6

CAREER GAMES/STARTED

Player	2020	2021	2022	2023	2024	2025	Total	Cons. Games	Cons. Starts
DL Ejike Adele	-	-	6/0*	8/0*	10/10*	4/2	28/12	-	-
DL Luca Akirtava	-	-	-	-	-	3/0	3/0	2	-
RB Daelen Alexander	-	-	-	6/0	-	6/0	12/0	6	-
K Chase Allen	8/0*	-	-	12/0*	7/0*	2/0	29/0	-	-
DL Tony Anyanwu	4/0*	-	9/0*	-	12/10*	6/5	31/15	18	5
DL Matthew Aribisala	-	2/0*	4/0*	12/0*	4/4*	4/0	26/4	-	-
LB Andrew Awe	-	-	13/3	11/3	12/9	6/6	42/21	26	6
P Alex Bacchetta	-	-	2/0*	-	12/0	6/0	20/0#	18	-
WR Max Balthazar	-	-	8/1*	13/0*	-	-	21/1	-	-
FB Micah Barnett	-	-	10/0	13/1	11/4	6/5	40/10	6	1
LB Beau Barton	-	-	-	4/0	12/0	6/0	22/0	22	-
OL Brad Baur	-	-	1/0	2/1	8/0	2/0	13/1	1	-
LB Moh Bility	-	-	-	2/0	1/0	3/0	7/0	-	-
LB Kaleb Blanton	-	-	-	-	1/0	1/0	2/0	-	-
OL Nate Bledsoe	-	-	-	-	-	5/3	5/3	4	3
OL Blake Boenisch	-	2/0	13/2	13/0	11/10	6/6	45/19	13	12
DL Dillan Botts	-	-	-	10/7*	12/11*	6/5	28/23	16	5
LB Shepherd Bowling	-	-	-	6/0	1/0	3/0	10/0	-	-
DE Ethan Broughman	-	-	-	-	-	5/0	5/0	2	-
S Chris Bruce	-	-	-	-	11/0	3/0	14/0	2	-
RB Tyvonn Byars	-	-	-	-	-	2/0	2/0	-	-
DL Sam Carrell	-	1/0*	1/0*	1/0*	5/0*	5/0	13/0	4	-
WR Owen Carter	-	-	-	-	2/0	-	2/0	-	-
VIPERJo Chavez	-	-	-	-	-	6/1	6/1	6	1
CB JC Clark	-	-	-	1/0	6/0	1/0	8/0	-	-
DL Chris Clark-Jolivet	-	-	-	-	-	6/1	6/1	6	-
DL Aquantis Clemmons	-	-	-	2/0	8/0	6/0	16/0	8	-
WR Artis Cole	-	-	-	-	12/10*	4/3	16/13	-	-
QB Patrick Crayton, Jr.	-	-	-	-	-	1/0	1/0	-	-
CB Khary Crump	-	2/0*	4/0*	2/1*	12/9*	6/6	26/16	18	14
DE Michael Daley	-	-	-	5/0*	10/0	4/2	19/2#	-	-
QB Drew Devillier	-	-	-	-	3/1	3/0	6/1	-	-
WR Drayden Dickmann	-	-	-	1/0	12/1	6/5	19/6	18	2
S Ephraim Dotson	-	-	-	-	2/0	4/0	6/0	2	-
S Christian Edgar	-	-	-	8/0	22/0	5/0	25/0	2	-
S Jabari Ellison	-	-	-	-	-	4/0	4/0	2	-
TE James Falk	-	-	-	-	3/0	6/1	9/1	7	1
OL Peyton Farmer	-	-	-	1/0	4/0	1/0	6/0	-	-
OL Netane Fehoko	-	-	-	3/0	5/0	1/0	9/0	-	-
S Bailey Fletcher	-	-	-	-	-	1/0	1/0	-	-
DS Wyatt Freeman	-	-	-	13/0	12/0	6/0	31/0	31	-
K Enock Gota	-	-	-	9/0	12/0	6/0	27/0	27	-
DL Demone Green	-	-	2/0	13/0	3/1	6/0	24/1	6	-
WR Ryan Guillo	-	-	-	-	-	2/0	2/0	-	-
RB D'Andre Hardemann	-	-	-	-	-	5/0	5/0	5	-
CB Jerrick Harper	-	-	-	-	-	6/0	6/0	6	-
S Daveon Hook	-	-	8/0	13/1	12/5	1/1	34/7	-	-
RB Quinton Jackson	-	-	1/0	13/0	12/0	6/6	32/6	32	6
QB Chase Jenkins	-	-	-	5/0	2/0	6/6	13/6	6	6
DE DeReyon Jenkins, Jr.	-	-	-	-	-	1/0	1/0	-	-
CB LaVonte Johnson	-	-	-	-	-	3/0	3/0	2	-
S Jack Kane	-	-	10/0*	9/3*	12/6*	4/4	35/13	-	-
WR David Kasemervisz	-	1/0*	2/0*	9/0*	11/0*	6/0	29/0	13	-
LB Cooper King	-	-	-	-	6/0	5/0	11/0	2	-
OL Weston Kropp	-	-	2/0	5/0	12/5	5/0	24/5	2	-
OL John Long	-	-	12/10	1/0	7/4	6/6	26/20	7	6
WR Payton Matthews	-	-	-	-	-	3/0	3/0	2	-
OL Luke Miller	-	-	-	-	4/0	6/6	10/6	6	6
RB Carson Morgan	-	-	-	-	2/0*	6/0	8/0	6	-
OL Cole Morgan	-	-	-	-	-	1/0	1/0	-	-
LB Elroyal Morris	-	-	3/0	4/0	11/0	2/0	20/0	-	-
LB Ty Morris	-	-	-	11/0	12/4	6/6	29/10	25	6
DL Joseph Mutombo	-	-	-	1/0	10/0	6/4	17/4	10	1
OL Luke Needham	-	-	-	-	4/0	3/1	7/1	-	-
OL Trace Norfleet	-	-	-	1/0	10/6	1/0	12/6	-	-
DL Chibby Nwajuaku	-	-	1/0	2/0	6/0	5/0	14/0	5	-
S Ahran Ogbor	-	-	-	-	-	4/0	4/0	-	-
DL Devin Oliver	-	-	-	-	-	1/0	1/0	-	-
QB AJ Padgett	-	-	3/2	6/4	-	-	9/5	-	-
SLOT Semaj Pierre	-	-	-	-	-	6/0	6/0	6	-
CB Omari Porter	5/0*	3/0*	6/1*	12/2*	6/0*	6/6	38/9	6	6
WR Landon Ranson-Goelz	-	-	-	13/7	-	4/2	17/9	-	-
DL Robert Rooks	-	-	-	-	-	1/0	1/0	-	-
QB Lucas Scheerhorn	-	-	-	-	3/0*	-	3/0	-	-
DE Alex Scherle	-	-	-	-	7/0	5/0	12/0	2	-
CB Peyton Stevenson	-	-	13/0	13/0	12/1	6/6	44/7	44	6
OL David Stickle	-	1/0*	7/0*	6/0*	12/12	3/3	29/15#	-	-
OL Sean Sullivan	-	8/6*	1/0*	10/9*	10/10*	6/5	35/30	27	3
LB Ty Thames	-	-	-	-	-	5/0	5/0	2	-
WR Tyson Thompson	4/0	10/9	9/0	-	13/4	6/1	41/14	18	-
LB Blaise Tita	-	-	8/3*	-	12/4	6/1	26/8*	18	-
WR Aaron Turner	-	12/9*	12/10*	12/0*	4/1*	6/5	47/25	6	-
OL Patrick Valent	-	-	-	1/0	5/0	6/6	12/6	6	6
WR Braylen Walker	-	-	2/0	12/0	12/7	2/1	28/8	2	-
CB Jeremiah Williams	-	-	-	1/0	-	-	1/0	-	-
S Marcus Williams	-	-	9/0	6/2	3/1	6/5	24/8	6	5
LB CJ Witten	-	-	-	-	-	1/0	1/0	-	-
OL Cullen Witt	-	-	-	-	-	2/1	2/1	1	1
S Plae Wyatt	2/0	12/0	4/0	13/13	1/1	6/0	36/14	6	-

*Previous School

THE LAST TIME IT HAPPENED

TEAM	Rice	Opponent
Scored 30-39 Points	9/13/25, vs. Prairie View A&M (35)	9/6/25 vs. Houston (35)
Scored 40-49 Points	10/19/23, at Tulsa (42)	11/23/24 at UAB (40)
Scored 50-59 Points	9/16/23, vs. Texas Southern (59)	10/29/22, at Charlotte (56)
Scored 60-69 Points	9/7/24, vs. Texas Southern (69)	9/3/22, at USC (66)
Scored 70-79 Points	9/27/08, vs. North Texas (77)	9/26/15, at Baylor (70)
Recorded a Shutout	12/5/20, at Marshall (20-0)	10/16/21, at UTSA (45-0)
Recorded a Safety	9/8/18, at Hawai'i	9/21/24, at Army West Point
Rushed for 400+ Yards	9/5/15, vs. Wagner (401)	9/18/21, at Texas (427)
Rushed for 300-399 Yards	9/13/25, vs. Prairie View A&M (347)	12/17/22 vs. Southern Miss (361)
Rushed for Less than 50 Yards	10/12/24, vs. UTSA (42)	9/7/24, vs. Texas Southern (38)
Passed for 400+ Yards	11/30/25, vs. South Florida (430)	9/23/23, at USF (435)
Passed for 300-399 Yards	10/12/24, vs. UTSA (347)	11/30/25, vs. South Florida (320)
Passed for less than 50 yards	8/30/25, at Louisiana (45)	9/7/24, vs. Texas Southern (49)
Gained More Than 500 Yards Total Offense	11/30/25, vs. South Florida (550)	9/23/23, at USF (597)
Recorded 25 or More First Downs	9/13/25, vs. Prairie View A&M (28)	11/40/23, vs. SMU (28)
Penalized for 100 Yards	11/4/23, vs. SMU (120)	11/23/24, at UAB (110)
Defense Intercepted 3 Passes	11/27/21, vs. Louisiana Tech (3)	11/23/24, at UAB (3)
Overcame Halftime Deficit to Win	10/12/24, vs. UTSA (Trailed 10-9, won 29-27)	10/26/24, at UCONN (Trailed 3-0, won 17-10)
Win Despite Trailing After Third Quarter	10/12/24, vs. UTSA (Trailed 27-23, won 29-27)	10/15/22, at FAU (Trailed 14-10, won 17-14)
Won Game on Final Play	9/9/23, vs. Houston (D. Smith 2pt try failed, end of OT)	10/30/21 vs. North Texas (A. Adeyi 1-yd. run, OT)

INDIVIDUAL	Rice	Opponent
75+ Yard Run	11/24/18, J. Otoviano vs. Old Dominion (80)	11/25/23, K. Lewis, Florida Atlantic (75)
100-199 Yards Rushing	10/4/25, Q. Jackson, Florida Atlantic (128)	9/27/25, B. Horvath (110), A. Tecza (104), Navy
200+ Yards Rushing	11/24/18, J. Otoviano vs. Old Dominion (224)	12/17/22, F. Gore, Southern Miss (331)
Three Rushing TDs	9/7/24, D. Connors vs. Texas Southern (3)	9/21/24, B. Daily, Army West Point (3)
Four Rushing TDs	9/25/21, J. Myers vs. Texas Southern (4)	10/8/09, R. Dobbs, Navy (4)
80+ Yard Pass Completion	9/23/23, J. Daniels to Dean Connors (80)	10/13/18, A. Erdelyi to X. Ubosi, UAB (95)
300+ Yards Passing	11/30/25, E. Warner vs. South Florida (430)	11/12/22, A. Reed, WKU (377)
20 Pass Completions	11/30/25, E. Warner vs. South Florida (27)	10/28/23, M. Pratt, Tulane (22)
Four+ Passing TDs	9/16/23, J. Daniels vs. Texas Southern (4)	10/29/22, C. Reynolds, Charlotte (5)
300+ Yards Total Offense	11/30/25, E. Warner vs. South Florida (426)	11/4/23, P. Stone, SMU (305)
Scored Five TDs	11/16/13, C. Ross vs. LA Tech (5)	9/20/14, T. Heinicke, Old Dominion (6)
10 Receptions	11/25/23, L. McCaffrey vs. Florida Atlantic (12)	10/4/25, E. Messer, Florida Atlantic (11)
100-149 Receiving Yards	11/30/25, M. Sykes vs. South Florida (118)	10/4/25, E. Messer, Florida Atlantic (110)
150+ Receiving Yards	9/23/23, L. McCaffrey at USF (199)	11/20/21, J. Cowing, UTEP (170)
Three Receiving TDs	10/31/20, A. Trammell at Southern Miss (3)	10/29/22, E. Spencer, Charlotte (3)
50+ Yard Field Goal	11/17/18, H. Tobola at LSU (51)	8/30/25, T. Sterner, Louisiana (51)
Made Three Field Goals	11/3/22, C. VanSickle vs. UTEP (3)	9/18/25, L. Boyd, Charlotte (3)
70+ Yard Punt	10/27/18, J. Fox at North Texas (76)	8/31/13, D. Kaser, Texas A&M (76)
Returned Kickoff for TD	10/26/24, Q. Jackson at UCONN (100)	10/2/21, C. Harrell, Southern Miss (95)
Returned Punt for TD	11/8/97, L. McCalla vs. TCU (84)	9/14/24, M. Mews, Houston (75)
Returned Blocked Punt for TD	11/4/23, C. Anigbogu, SMU (15)	10/13/18, C. Biles, UAB (0)
Blocked Punt	11/4/23, P. Stevenson, SMU	9/28/24, H. Wilson, Charlotte
Returned Interception for TD	9/7/24, T. Flowers (34) vs. Texas Southern	9/6/25, W. James, Houston (37)
Returned Fumble for TD	10/1/22, T. Chamberlain vs. UAB (4 yds.)	10/19/24, S. Howard, Tulane (15 yds.)
Blocked a Field Goal	11/26/22, K. Seymour Jr. at North Texas	9/21/24, E. Modozie, Army West Point
Returned Blocked Field Goal for TD	9/21/13, A. Lyons vs. Houston (62)	11/19/16, K. Beverly, UTEP (80)
PAT Returned for Two Points	10/29/16, C. Thomas at Louisiana Tech	10/22/16, T. Single, Prairie View A&M
Blocked a PAT	10/7/23, P. Stevenson vs. UCONN	11/30/19, P. Amaewhule, UTEP

300-YARD PASSING, 100-YARD RUSHING, 100-YARD RECEIVING GAMES (2005-PRESENT)

300-YARD PASSING GAMES

541 Chase Clement vs. Tulsa	11/24/2007
444 Chase Clement vs. Southern Miss	10/18/2008
432 JT Daniels at USF	9/23/2023
430 E.J. Warner vs. South Florida	11/30/2024
407 Tyler Stehling vs. Prairie View A&M	10/22/2016
405 Nick Fanuzzi vs. UTEP	11/5/2011
401 JT Daniels vs. Houston	9/9/2023
395 Chase Clement vs. UTEP	11/3/2007
384 Chase Clement vs. Army	11/8/2008
381 Chase Clement vs. Houston	11/29/2008
380 Jake Constantine vs. WKU	11/13/2021
373 Driphus Jackson at North Texas	9/19/2015
372 Chase Clement at UTEP	11/1/2008
364 Chase Clement at SMU	11/10/2007
362 JT Daniels vs. UCONN	10/7/2023
359 Driphus Jackson at UTSA	11/21/2015
355 Chase Clement at Houston	10/13/2007
347 E.J. Warner vs. UTSA	10/12/2024
345 Chase Clement vs. Tulane	11/17/2007
342 JT Daniels at Tulsa	10/19/23
337 Driphus Jackson at Louisiana Tech	11/29/2014
334 TJ McMahon at Houston	9/24/2022
334 TJ McMahon vs. UTEP	11/3/2022
327 Mike Collins at North Texas	11/21/2020
321 Chase Clement at Tulsa	10/4/2008
318 Chase Clement at Memphis	9/6/2008
318 Driphus Jackson vs. Fresno State	12/24/2014
315 Chase Clement vs. Marshall	11/22/2008
314 Taylor McHargue vs. Marshall	9/22/2012
313 Wiley Green vs. UTEP	11/23/2018
307 Chase Clement vs. Western Michigan	12/30/2008
303 TJ McMahon vs. Louisiana	9/17/2022

100-YARD RUSHING GAMES

224 Juma Otoviano vs. Old Dominion	11/24/2018
215 Charles Ross vs. Louisiana Tech	11/16/2013
186 Ari Broussard at Charlotte	11/6/2021
183 Quinton Smith at UCF	10/21/2006
184 Dean Connors at Charlotte	11/18/2023
178 Sam McGuffie at Tulsa	11/6/2010
173 Emmanuel Esukpa vs. Prairie View A&M	8/25/2018
171 Quinton Smith at UTEP	11/4/2006
170 Tyler Smith at Houston	10/27/2011
167 Charles Ross at New Mexico State	10/19/2013
165 Austin Walter at Wake Forest	9/29/2018
160 Jordan Myers vs. Texas Southern	9/25/2021
157 Charles Ross vs. Kansas	9/14/2013
156 John Wall vs. Tulsa	11/12/2005
154 Quinton Smith vs. UTEP	10/29/2005
154 Charles Ross at UTEP	11/24/2012
153 Nahshon Ellerbe vs. Southern Miss	11/11/2017
153 Taylor McHargue vs. Marshall	9/22/2012
152 Charles Ross vs. UTEP	10/26/2013
150 Jowan Davis vs. Old Dominion	9/20/2014
149 Aston Walter at UTEP	11/30/2019
145 Tyler Smith vs. Tulane	11/19/2011
143 Quinton Smith vs. Tulane	11/12/2005
143 Jeremy Eddington vs. East Carolina	11/20/2010
141 Darik Dillard vs. Hawaii	10/4/2014
140 Turner Petersen at Houston	10/27/2011
136 Taylor Petersen vs. Southern Miss	10/27/2012
132 Samuel Stewart at Southern Miss	10/1/2016
131 Jowan Davis at Southern Miss	9/27/2014
130 Jowan Davis at UAB	11/21/2013
130 Samuel Stewart at Texas	9/12/2015
128 Quinton Jackson vs. Florida Atlantic	10/4/2025

127 Tyler Smith vs. UTEP	11/21/2009
126 Darik Dillard vs. Baylor	9/16/2016
125 Quinton Smith at ECU	10/8/2005
124 Quinton Smith vs. Navy	10/22/2005
124 Chase Clement at SMU	11/10/2007
124 Chase Jenkins vs. Prairie View A&M	9/13/2025
121 Jowan Davis vs. UTSA	11/8/2014
121 Dean Connors vs. Charlotte	9/28/2024
120 Dean Connors at Tulsa	10/19/2023
119 Quinton Jackson at Louisiana	8/30/25
117 Charles Ross vs. UTSA	10/13/2012
116 Charles Ross at Louisiana Tech	9/15/2012
116 Samuel Stewart vs. Prairie View A&M	10/22/2016
115 Quinton Smith vs. ECU	11/18/2006
114 Sam McGuffie vs. East Carolina	11/20/2010
113 Tyler Smith at Houston	11/28/2009
113 Dean Connors vs. Texas Southern	9/7/2024
112 Quinton Smith at Houston	11/26/2005
112 Aston Walter vs. Louisiana Tech	9/28/2019
111 C.J. Ugokwe at Tulane	10/25/2008
111 Juma Otoviano at Southern Miss	10/31/2020
110 C.J. Ugokwe vs. Houston	11/29/2008
109 Charles Ross vs. Marshall	12/7/2013
109 Aston Walter at UTSA	10/19/2019
108 Joel Armstrong vs. UCF	11/19/2005
108 Quinton Smith vs. Houston	9/2/2006
107 Charles Ross at Texas A&M	8/31/2013
107 Austin Walter vs. Wagner	9/5/2015
106 Darik Dillard at Florida Atlantic	10/10/2015
106 Aston Walter at Middle Tennessee	11/16/2019
105 Charles Ross at Houston	11/28/2009
105 Dean Connors vs. Navy	11/2/2024
104 Quinton Smith at Florida State	9/23/2006
104 Emmanuel Esukpa at Hawai'i	9/8/2018
103 Chase Clement vs. UTEP	11/3/2007
103 C.J. Ugokwe at UTEP	11/1/2008
103 Jeremy Eddington at Tulane	11/13/2010
103 Nahshon Ellerbe at Army West Point	8/30/2019
102 Luke Turner at Tulsa	10/20/2012
102 Jowan Davis at North Texas	9/19/2015
102 Aston Walter at UAB	10/5/2019
101 Charles Ross at North Texas	10/31/2013
100 Justin Hill at Southern Miss	10/3/2007

100-YARD RECEIVING GAMES

208 James Casey at Memphis	9/6/2008
199 Luke McCaffrey at USF	9/23/2023
185 Jordan Taylor vs. UTEP	10/26/2013
172 James Casey vs. Houston	11/29/2008
171 Jarett Dillard at Army	9/30/2006
171 Luke McCaffrey at Louisiana Tech	10/22/2022
168 Jarett Dillard vs. UTEP	11/3/2007
163 Dennis Parks at North Texas	9/19/2015
158 Jarett Dillard at Texas	9/20/2008
158 Toren Dixon vs. Tulane	11/14/2009
157 Vance McDonald vs. UTEP	11/5/2011
153 Jordan Taylor vs. Air Force	12/29/2012
150 Mario Hull vs. UTEP	11/21/2014
145 Jarett Dillard vs. SMU	11/25/2006
144 Jarett Dillard vs. Army	11/8/2008
143 Temi Alaka vs. Prairie View A&M	10/22/2016
143 Austin Trammell at Southern Miss	10/31/2020
143 Jake Bailey vs. North Texas	10/30/2021
143 Jake Bailey at Charlotte	11/6/2021
142 Jarett Dillard at Tulsa	10/4/2008
142 James Casey at UTEP	11/1/2008
142 Bradley Rozner vs. UTEP	11/3/2022
141 Jarett Dillard vs. Southern Miss	10/18/2008
141 Luke McCaffrey vs. Florida Atlantic	11/25/2023

138 Nate German at UTSA	11/21/2015
138 Bradley Rozner at UTSA	10/19/2019
137 Jarett Dillard at Tulsa	11/11/2006
137 Jordan Taylor vs. North Texas	10/25/2014
136 Jordan Taylor at Louisiana Tech	11/29/2014
135 Bradley Rozner at Florida Atlantic	10/15/2022
133 Jarett Dillard at Houston	10/13/2007
133 August Pitre III vs. WKU	11/13/2021
131 Jordan Taylor vs. Marshall	12/7/2013
130 Bradley Rozner at Middle Tennessee	11/16/2019
128 Jarett Dillard at SMU	11/10/2007
123 Bradley Rozner at Houston	9/24/2022
121 Luke McCaffrey at Houston	9/24/2022
120 James Casey at Tulsa	10/4/2008
120 Corbin Smiter vs. Marshall	11/22/2008
120 Toren Dixon at Oklahoma State	9/19/2009
120 Zach Wright vs. North Texas	9/24/2016
119 Sam McGuffie vs. Houston	9/29/2012
118 Matt Sykes vs. South Florida	11/30/2024
116 Zach Wright at UTEP	11/6/2015
116 Austin Trammell at North Texas	11/21/2020
115 James Casey at Vanderbilt	9/13/2008
115 Toren Dixon at East Carolina	10/17/2009
115 Jordan Taylor at FIU	11/1/2014
114 Jarett Dillard vs. North Texas	9/27/2008
114 Toren Dixon vs. Southern Miss	10/18/2008
113 Jarett Dillard vs. Florida State	9/23/2006
113 James Casey vs. Tulane	11/17/2007
113 James Casey vs. Southern Miss	10/18/2008
113 Austin Trammell at UAB	10/5/2019
112 James Casey vs. Western Michigan	12/30/2008
112 Austin Trammell vs. UTEP	11/3/2018
111 Jarett Dillard vs. UAB	10/14/2006
111 Zach Wright at Charlotte	11/12/2016
110 James Casey vs. Tulsa	11/24/2007
109 Joel Armstrong vs. Tulsa	11/24/2007
109 Sam McGuffie vs. Marshall	9/22/2012
109 Dennis Parks vs. Fresno State	12/24/2014
109 Dean Connors vs. UTSA	10/12/2024
108 Cedric Patterson III vs. Texas Southern	9/25/2021
108 August Pitre III at UAB	10/23/2021
105 Jarett Dillard at Vanderbilt	9/13/2008
105 Aaron Cephus at UTSA	10/21/2017
105 Luke McCaffrey vs. Louisiana	9/17/2022
105 Bradley Rozner vs. Charlotte	10/29/2022
104 Austin Walter vs. UTEP	11/3/2018
104 Corbin Smith vs. Army	11/8/2008
104 Luke Willson vs. Tulsa	10/22/2011
103 Vance McDonald at Tulane	11/13/2010
103 Jordan Taylor vs. Hawaii	10/4/2014
103 Bradley Rozner vs. Wake Forest	9/6/2019
102 Jarett Dillard at UCLA	9/9/2006
102 Turner Petersen vs. Houston	9/21/2013
101 Austin Walter at Louisiana Tech	11/10/2018
101 James Casey at Marshall	10/27/2007
101 Toren Dixon vs. North Texas	9/27/2008
101 Jordan Taylor at Kansas	9/8/2012
101 Bradley Rozner vs. McNeese	9/10/2022
100 Aaron Cephus at UAB	11/4/2017
100 Bradley Rozner vs. Baylor	9/21/2019
100 Luke McCaffrey vs. UCONN	10/7/2023
100 Kobie Campbell at Tulane	10/19/2024

NUMERICAL ROSTER

No.	Name	Pos.
0	Awe, Andrew	LB
1	Daley, Michael	DE
1	Turner, Aaron	SLOT
2	Adele, Ejike	DL
3	Balthazar, Max	SLOT
3	Morris, Ty	LB
4	Jenkins, Chase	QB
4	Williams, Marcus	S
5	Devillier, Drew	QB
5	Harper, Jerrick	CB
6	Chavez, Jo	VIPER
6	Dickmann, Drayden	SLOT
7	Cole, Artis	WR
7	Porter, Omari	CB
8	Mutombo, Joseph	DL
8	Scheerhorn, Lucas	QB
9	Stevenson, Peyton	S
10	Bility, Moh	CB
10	Jackson, Quinton	RB
11	Carrell, Sam	DL
11	Thompson, Tyson	SLOT
12	Crump, Khary	CB
12	Padgett, AJ	TE
13	Edgar, Christian	S
14	Dotson, Ephraim	CB
15	Aribisala, Matthew	DL
15	Crayton, Jr., Patrick	QB
16	Nwajuaku, Chibby	DL
17	Ransom-Goelz, Landon	WR
18	Carter, Owen	WR
19	Pierre, Semaj	SLOT
19	Williams, Jeremiah	CB
20	Alexander, Daelen	RB
20	Fletcher, Bailey	S
21	Clark, Jamarion	CB
22	Bowling, Shepherd	VIPER
22	Guillo, Ryan	SLOT
23	Amey III, Michael	S
23	Matthews, Payton	WR
24	DeBose IV, Larry	SLOT
24	Ellison, Jabari	S
25	Phillips, Rhys	TE
25	Tita, Blaise	LB
26	Anyanwu, Tony	DL
26	Byars, Tyvonn	RB
27	Hardemann, D'Andre	RB
27	Kane, Jack	S
28	Gota, Enock	K
28	Johnson, Lavonte	S
29	Hook, Daveon	S
30	Morgan, Carson	RB
30	Morris, Elroyal	DL
31	Clark, Jordan	WR
32	Leahey, Colin	SLOT
33	Akirtava, Luca	DL

ALPHABETICAL ROSTER

No.	Name	Pos	Ht	Wt	Cl/Exp	Hometown/Previous School
2	Adele, Ejike	DL	6-2	280	GR-TR	Atlanta, Ga./Dartmouth
33	Akirtava, Luca	DL	6-2	267	FR	Frisco, Texas/Reedy
59	Alberding, Colter	OL	6-4	320	FR	Allen, Texas/Allen
20	Alexander, Daelen	RB	5-10	215	RS SO-1L	Pflugerville, Texas/Weiss
82	Allen, Chase	K	6-1	216	GR-TR	Colleyville, Texas/UTSA
23	Amey III, Michael	SAF	6-0	205	FR-HS	Missouri City, Texas/Hightower
26	Anyanwu, Tony	DL	6-2	249	GR-TR	Rowlett, Texas/Stephen F. Austin
88	Acrega-Whiteside, Keenan	WR	6-4	175	FR	Spartanburg, S.C./Dorman
15	Aribisala, Matthew	DL	6-2	300	RS JR	Cedar Hill, Texas/Sam Houston
0	Awe, Andrew	LB	6-2	230	RS SR-3L	Mansfield, Texas/Mansfield Lake Ridge
91	Bacchetta, Alex	P	6-2	230	RS JR1L	Atlanta, Ga./Penn State
3	Balthazar, Max	SLOT	5-11	201	RS JR	Miami, Fla./Coastal Carolina
49	Barnett, Micah	TE	6-2	234	SR-3L	Dickinson, Texas/Dickinson
54	Barton, Beau	LB	6-2	195	RS SO-1L	Van, Texas/Van
74	Baur, Brad	OL	6-6	272	RS JR-2L	Rocklin, Calif./Rocklin
94	Bays, Braden	DL	6-3	259	FR	Boerne, Texas/Boerne
10	Bility, Moh	CB	6-0	184	RS JR-1L	Dallas, Texas/North Texas
78	Birkhoff, Erben	OL	6-3	317	FR	Katy, Texas/Obra Tompkins
34	Blanton, Kaleb	LB	6-1	218	RS FR	Manvel, Texas/Manvel
56	Bledsoe, Nate	OL	6-4	310	RS SO-1L	Collierville, Tenn./Briarcrest Christian
75	Boenisch, Blake	DL	6-3	341	RS SR-3L	Needville, Texas/Needville
77	Bothwell, Ian	OL	6-5	325	FR	Fort Worth, Texas/All Saint's Episcopal
96	Botts, Dillan	DL	6-1	285	JR-TR	Houston, Texas/Mary Hardin-Baylor
22	Bowling, Shepherd	VIPER	6-0	212	RS JR-1L	Katy, Texas/Army
51	Broughman, Ethan	DE	6-2	238	RS SO	Dana Point, Calif./Dana Hills
43	Bruce, Chris	VIPER	6-3	195	RS SO-1L	Buda, Texas/Jack C. Hays
26	Byars, Tyvonn	RB	5-10	214	FR HS	Montgomery, Texas/Lake Creek
11	Carrell, Sam	DL	6-4	271	GR-TR	Albuquerque, N.M./Texas Tech
18	Carter, Owen	SLOT	6-2	204	RS FR	Cypress, Texas/Cy-Fair
6	Chavez, Jo	VIPER	6-0	190	SO-TR	Folsom, Calif./Saddleback College
21	Clark, Jamarion	CB	6-0	176	RS SO-1L	Temple, Texas/Dallas South Oak Cliff
31	Clark, Jordan	WR	5-10	185	FR	Manor, Texas/Manor
99	Clark-Jolivet, Chris	DL	6-1	298	RS SO	Houston, Texas/Furr
57	Clemmons, Aquantis	DL	5-10	281	JR-2L	Columbus, Ga./Carver
7	Cole, Artis	WR	6-0	194	GR-TR	Benton, La./Louisiana-Monroe
15	Crayton, Jr., Patrick	QB	6-0	200	FR	Lewisville, Texas/Hebron
12	Crump, Khary	CB	6-0	172	GR-TR	Los Angeles, Calif./Houston Christian
1	Daley, Michael	DE	6-2	237	RS JR-1L	Alpine, Utah/BYU
24	DeBose IV, Larry	SLOT	5-9	156	RS FR	Conroe, Texas/Oak Ridge
5	Devillier, Drew	QB	6-5	228	RS FR	Plano, Texas/East
6	Dickmann, Drayden	SLOT	5-11	181	RS SO 1L	Georgetown, Texas/Georgetown
14	Dotson, Ephraim	CB	5-10	181	RS FR	Missouri City, Texas/Hightower
13	Edgar, Christian	SLOT	6-2	192	RS JR-2L	Austin, Texas/Westlake
24	Ellison, Jabari	SAF	5-11	179	RS SO	Dickinson, Texas/Dickinson
86	Falk, James	TE	6-6	252	RS SO-1L	Springfield, Pa./Haverford School
58	Farmer, Peyton	OL	6-6	294	RS SO-1L	Fresno, Texas/Ridge Point
55	Fehoko, Netane	OL	6-0	295	RS JR-1L	Inglewood, Calif./College of San Mateo
20	Fletcher, Bailey	SAF	5-11	180	RS FR	San Antonio, Texas/Reagan
48	Freeman, Wyatt	DS	5-10	201	JR-2L	Bakersfield, Calif./Naval Academy Prep
28	Gota, Enock	K	6-0	199	RS JR-2L	Houston, Texas/Dekaney
45	Green, Demone	DL	6-1	247	RS JR-1L	Houston, Texas/Heights
22	Guillo, Ryan	SLOT	5-11	201	RS JR	Pearland, Texas/Dawson
27	Hardemann, D'Andre	RB	5-8	200	FR HS	Houston, Texas/North Shore
5	Harper, Jerrick	CB	6-0	191	JR-TR	Silsbee, Texas/Silsbee/Trinity Valley CC
29	Hook, Daveon	SAF	5-11	184	SR-3L	Cibola, Texas/Steele
10	Jackson, Quinton	RB	5-7	160	RS JR-2L	Fort Worth, Texas/North Crowley
4	Jenkins, Chase	QB	6-0	191	RS SO	Katy, Texas/Alief Taylor
42	Jenkins, DJ	DE	6-4	217	FR	Slidell, La./Pope John Paul II
28	Johnson, LaVonte	CB	6-2	187	RS FR	Houston, Texas/North Shore
27	Kane, Jack	S	6-0	181	GR-TR	Long Beach, Calif./Oregon State
80	Kasemervisz, David	WR	6-1	210	GR-TR	Sugar Land, Texas/Stanford
34	Kibbles, Trei	RB	5-7	175	RS FR	Silsbee, Texas/Silsbee
44	King, Cooper	LB	5-10	214	RS SO-1L	Stratford, Texas/Stratford
79	Kropp, Weston	OL	6-4	320	RS JR-2L	Biloxi, Miss./Jones College
32	Leahey, Colin	SLOT	6-0	189	FR	Magnolia, Texas/Magnolia

GAME SEVEN AT UTSA



ALPHABETICAL ROSTER

No.	Name	Ht	Wt	Pos	Cl/Exp	Hometown/Previous School
76	Long, John	OL	6-4	329	RS SR-3L	Kempner, Texas/Lampasas
23	Matthews, Payton	WR	6-0	180	FR HS	San Antonio, Texas/Harlan
46	McMillan, Cade	SAF	5-10	173	RS FR	Houston, Texas/Phillips Exeter Academy
73	Michaelis, Justin	OL	6-4	315	FR	Park City, Utah/Park City
53	Miller, Luke	OL	6-5	294	RS FR	Round Rock, Texas/Round Rock
30	Morgan, Carson	RB	6-0	212	RS SO	Bentonville, Ark./Kansas
52	Morgan, Cole	OL	6-4	288	RS SO-TR	Princeton, N.J./Michigan
30	Morris, Elroyal	DL	6-3	292	RS SR-3L	Houston, Texas/Dekaney
3	Morris, Ty	LB	6-3	229	JR-2L	Houston, Texas/Dekaney
8	Mutombo, Joseph	DL	6-6	257	RS SO-1L	Fort Worth, Texas/Keller Central
67	Needham, Luke	OL	6-5	305	RS SO-1L	Germantown, Tenn./Houston HS
61	Norfleet, Trace	OL	6-2	276	RS JR-1L	Lewisville, Texas/Prestonwood Christian
16	Nwajuaku, Chibby	DL	6-2	239	RS JR-1L	Cypress, Texas/Cy Ranch
36	Ogbor, Ahran	S	5-10	209	FR	Spring, Texas/Spring
91	Oliver, DD	DL	6-3	294	FR	Bossier City, La./Parkway
12	Padgett, AJ	TE	6-3	241	RS JR-1L	Frisco, Texas/Reedy
25	Phillips, Rhys	TE	6-3	233	RS FR	Katy, Texas/Tompkins
19	Pierre, Semaj	SLOT	5-8	168	FR HS	Baton Rouge, La./Port Arthur Memorial
7	Porter, Omari	CB	6-2	198	GR-TR	Auburn, Ala./Auburn HS/Stanford
71	Principe, Cole	OL	6-4	315	FR	Brea, Calif./Orange Lutheran
17	Ransom-Goelz, Landon	WR	6-0	177	RS SO-1L	Trophy Club, Texas/Byron Nelson
83	Ranucci, Jackson	WR	5-11	180	RS FR	Houston, Texas/Episcopal
98	Rooks, Robert	DL	6-1	264	FR HS	Petaluma, Calif./St. Vincent De Paul
8	Scheerhorn, Lucas	QB	6-0	196	RS FR	Spring, Texas/Kennesaw State
87	Scherle, Alex	TE	6-4	234	RS JR-1L	Rochester Hills, Mich./Notre Dame Prep
9	Stevenson, Peyton	VIPER	6-2	200	RS SR-3L	Demopolis, Ala./Demopolis
64	Stickle, David	OL	6-4	292	GR-1L	Pace, Fla./Florida State
60	Sullivan Sean	OL	6-5	309	GR-TR	Westborough, Mass./Yale
84	Swartz, Will	TE	6-5	250	FR HS	Huffman, Texas/Hargrave
47	Thames, Ty	LB	6-3	214	FR	Wimberly, Texas/Wimberly
11	Thompson, Tyson	SLOT	5-9	185	RS SR-2L	Klein, Texas/Houston Baptist
25	Tita, Blaise	LB	6-2	220	RS SR-1L	Houston, Texas/Kilgore College
1	Turner, Aaron	SLOT	5-8	184	GR-TR	Ellicott, Md./Cincinnati
50	Valent, Patrick	OL	6-3	325	RS SO-1L	Warren, Ohio/John F. Kennedy Catholic
81	Walker, Braylen	WR	5-10	172	RS JR-2L	Sulphur, La./Lake Charles College Prep
19	Williams, Jeremiah	CB	5-10	186	RS JR	Dallas, Texas/Bishop Lynch
4	Williams, Marcus	SAF	5-11	190	RS JR-2L	Helena, Ala./Hoover
62	Witt, Cullen	OL	6-2	268	RS FR	Houston, Texas/Episcopal
55	Witten, CJ	LB	6-1	218	FR	Westlake, Texas/Liberty Christian
41	Wyatt, Plae	VIPER	6-0	211	RS SR-3L	McKinney, Texas/Boyd

PRONUNCIATIONS

No	Name	Pronunciation
2	Edjike Adele	Edge-ih-kay Ah-del-ee
88	Keenan Arcega-Whiteside	Ar-seh-ga
15	Matthew Aribisala	Ah-REE-bih-sala
33	Luca Akirtava	Ah-Ker-tava
20	Daelen Alexander	Day-len
26	Tony Anyanwu	Ay-an-when-you
0	Andrew Awe	Awe-way
91	Alex Bacchetta	Bah-ket-ah
3	Max Balthazar	Ball-tha-zar
75	Blake Boenisch	Bane-ish
26	Tyvon Byars	Tie-von
12	Khary Crump	Kye-ree
24	Larry Debose IV	DEE-boze
5	Drew Devillier	De-vill-ee-ay
14	Ephraim Dotson	Eee-frem
55	Netane Fehoko	Neh-tan-ay Feh-hoe-koe
28	Enoch Goto	Ee-nock
22	Ryan Guillo	Gwill-oh
27	Jack Kane	Con-AY
80	David Kasemervisz	Kaz-ah-Mir-viz
42	DeReyon Jenkins	Dare-REE-on
8	Joseph Mutombo	Mah-tom-bo
16	Chibby Nwajuaku	Chib-ee New-ah-jew-ah-koo
36	Ahran Ogboore	Aaron Ohg-bore
25	Rhys Phillips	Reese
19	Semaj Pierre	Seh-maj
17	Landon Ransom-Goelz	Ransom-goals
9	Lucas Scheerhorn	Shear-horn

87	Alex Scherle	Shir-lee
25	Blaise Tita	Tee-tah
41	Plae Wyatt	Play

RECORDED PRONUNCIATIONS



No.	Name	Pos.
34	Blanton, Kaleb	LB
34	Kibbles, Trey	RB
36	Ogbor, Ahran	S
41	Wyatt, Plae	VIPER
42	Jenkins, DeReyon	DE
43	Bruce, Chris	VIPER
44	King, Cooper	LB
45	Green, Demone	DL
46	McMillan, Cade	S
47	Thames, Ty	LB
48	Freeman, Wyatt	DS
49	Barnett, Micah	TE
50	Valent, Patrick	OL
51	Broughman, Ethan	DE
52	Morgan, Cole	OL
53	Miller, Luke	OL
54	Barton, Beau	LB
55	Fehoko, Netane	OL
55	Witten, CJ	LB
56	Bledsoe, Nate	OL
57	Clemmons, Aquantis	DL
58	Farmer, Peyton	OL
59	Alberding, Colter	OL
60	Sullivan, Sean	OL
61	Norfleet, Trace	OL
62	Witt, Cullen	OL
64	Stickle, David	OL
67	Needham, Luke	OL
71	Principe, Cole	OL
73	Michaelis, Justin	OL
74	Baur, Brad	OL
75	Boenisch, Blake	DL
76	Long, John	OL
77	Bothwell, Ian	OL
78	Birkhoff, Erben	OL
79	Kropp, Weston	OL
80	Kasemervisz, David	WR
81	Walker, Braylen	WR
82	Allen, Chase	K
83	Ranucci, Jackson	WR
84	Swartz, Will	TE
86	Falk, James	TE
87	Scherle, Alex	TE
88	Acrega-Whiteside, Keenan	WR
91	Bacchetta, Alex	P
91	Oliver, DD	DL
94	Bays, Braden	DL
96	Botts, Dillan	DL
98	Rooks, Robert	DL
99	Clark-Jolivet, Chris	DL

CAREER STATS

#2 DL EJIKE ADELE

YEAR	GP-GS	UT	AT	TOTAL	TFL	SACKS	FF	FR	PBU
2022	6-0	3	3	6	0.0-0	0.0-0	0	0	0
2023	8-0	4	6	10	1.0-4	1.0-4	0	1	0
2024	10-10	23	31	54	12.0-53	6.0-42	0	1	0
2025	4-2	4	4	8	1.0-4	0.0-0	0	0	0
Career	28-12	34	44	78	14.0-61	7.0-46	0	2	0

#20 RB DAELEN ALEXANDER

YEAR	GP-GS	RUSH	YDS	AVG	TD	LONG
2023	6-0	18	35	1.9	5	9
2025	6-0	51	241	4.7	2	27
Career	12-0	69	276	4.0	7	27

#82 K CHASE ALLEN

YEAR	FGM-A	PCT	BLK	LONG	PAT	PCT
2020	0-0	.000	0	0	0-0	.000
2023	13-15	.867	0	53	49-49	1.000
2024	5-9	.556	0	35	11-11	1.000
2025	0-0	.000	0	0	1-1	1.000
Career	18-24	.750	0	53	61-61	1.000

#26 DL TONY ANYANWU

YEAR	GP-GS	UT	AT	TOTAL	TFL	SACKS	FF	FR	PBU
2020	4-0	0	0	0	0.0-0	0.0-0	0	0	0
2022	9-0	5	2	7	1.5-2	0.0-0	0	0	0
2024	12-10	10	11	21	8.0-39	5.0-34	1	0	1
2025	6-5	16	9	25	4.0-18	3.0-17	1	1	0
Career	31-15	31	22	53	13.5-59	8.0-51	2	1	1

#27 LB ANDREW AWE

YEAR	GP-GS	UT	AT	TOTAL	TFL	SACKS	FF	FR	PBU
2022	13-3	16	6	22	1.5-2	0.0-0	0	0	0
2023	11-3	9	11	20	2.5-5	0.0-0	0	0	1
2024	12-10	33	19	52	4.0-12	1.0-7	0	0	0
2025	6-6	21	27	48	3.5-12	0.5-4	0	0	1
Career	42-22	79	63	142	11.0-31	1.5-11	0	0	2

#91 P ALEX BACCHETTA

YEAR	PUNTS	YDS	AVG	LONG	TB	FC	I20	50+
2022	4	160	40.0	42	0	0	3	0
2024	49	2,033	41.5	59	3	19	11	10
2025	28	1,259	45.0	59	1	13	4	7
Career	81	3,452	42.6	59	4	32	18	17

#3 SLOT MAX BALTHAZAR

YEAR	GP-GS	RUSH	YDS	AVG	TD	LG	REC	YDS	AVG	TD	LONG
2022	8-1	27	141	5.2	1	22	0	0	0.0	0	0
2023	13-0	43	211	4.9	2	34	11	82	7.5	1	42
Career	21-0	70	352	5.0	3	34	11	82	7.5	1	42

#75 DL BLAKE BOENISCH

YEAR	GP-GS	UT	AT	TOTAL	TFL	SACKS	FF	FR	QBH
2021	2-0	0	0	0	0.0-0	0.0-0	0	0	0
2022	13-2	10	19	29	1.5-3	1.5-3	0	0	0
2023	13-0	11	15	26	2.5-5	0.0-0	0	0	0
2024	11-10	25	17	42	3.5-8	0.0-0	0	0	0
2025	6-6	5	10	15	1.0-3	0.5-2	0	1	0
Career	45-18	51	61	112	8.5-19	2.0-5	0	1	0

#96 DL DILLAN BOTTS

YEAR	GP-GS	UT	AT	TOTAL	TFL	SACKS	FF	FR	PBU
2023	10-7	10	13	23	3.0-24	2.5-23	0	1	1
2024	12-11	16	15	31	7.0-28	3.0-22	0	1	0
2025	6-5	3	5	8	0.0-0	0.0-0	0	0	0
Career	28-23	29	32	62	10.0-52	5.5-55	0	2	1

#57 DL AQUANTIS CLEMMONS

YEAR	GP-GS	UT	AT	TOTAL	TFL	SACKS	FF	FR	QBH
2023	2-0	0	0	0	0.0-0	0.0-0	0	0	0
2024	8-0	2	6	8	0.5-1	0.0-0	0	0	0
2025	6-0	1	7	8	1.5-7	1.0-5	0	0	0
Career	16-0	3	13	16	2.0-8	1.0-5	0	0	0

#7 WR ARTIS COLE

YEAR	GP-GS	REC	YDS	AVG	TD	LONG
2024	12-10	13	168	12.9	1	30
2025	4-2	1	4	4.0	0	4
Career	16-12	14	172	12.3	1	30

#12 CB KHARY CRUMP

YEAR	GP-GS	UT	AT	TOTAL	TFL	SACKS	FF	INT	PBU
2021	2-0	0	0	0	0.0-0	0.0-0	0	0	0
2022	4-0	1	0	1	0.0-0	0.0-0	0	0	1
2023	2-1	0	1	1	0.0-0	0.0-0	0	0	0
2024	12-9	21	19	40	2.5-8	0.0-0	0	3	10
2025	6-6	5	7	12	0.0-0	0.0-0	0	0	6
Career	26-16	27	27	54	2.5-8	0.0-0	0	3	17

#1 DE MICHAEL DALEY

YEAR	GP-GS	UT	AT	TOTAL	TFL	SACKS	FF	FR	PBU
2023	5-0	0	0	0	0.0-0	0.0-0	0	0	0
2024	10-0	9	5	14	5.5-30	3.0-24	2	0	0
2025	4-3	7	8	15	4.5-19	4.0-13	0	0	2
Career	19-3	16	13	29	10.0-49	7.0-30	2	0	2

#6 SLOT DRAYDEN DICKMANN

YEAR	GP-GS	REC	YDS	AVG	TD	LONG
2023	1-0	1	-1	-1	0	-1
2024	12-1	10	80	8.0	1	31
2025	6-5	22	229	10.4	3	46
Career	19-6	33	308	9.3	4	46

#28 K ENOCK GOTA

YEAR	FGM-A	PCT	BLK	LONG	PAT	PCT
2023	0-0	.000	0	0	1-1	1.000
2024	5-8	.625	1	46	13-14	.929
2025	4-7	.571	0	49	14-14	1.000
Career	9-15	.600	1	49	28-29	.966

#45 DL DEMONE GREEN

YEAR	GP-GS	UT	AT	TOTAL	TFL	SACKS	FF	QBH	PBU
2022	2-0	1	0	1	1.0-17	1.0-17	0	0	0
2023	13-0	7	5	12	5.0-15	2.0-5	0	0	0
2024	3-0	5	5	10	1.5-7	1.5-7	0	0	1
2025	6-0	2	1	3	0.5-3	0.5-3	0	0	0
Career	24-0	14	12	26	8.0-42	5.0-32	0	0	1

#29 S DAVEON HOOK

YEAR	GP-GS	UT	AT	TOTAL	TFL	SACKS	FF	FR	PBU
2022	8-0	7	3	10	0.0-0	0.0-0	0	0	0
2023	13-1	11	5	16	1.0-2	0.0-0	1	0	3
2024	12-5	41	8	49	1.5-5	0.0-0	0	0	2
2025	1-1	3	0	3	0.0-0	0.0-0	0	0	0
Career	34-7	62	16	78	2.5-7	0.0-0	1	0	5

#10 RB QUINTON JACKSON

YEAR	GP-GS	RUSH	YDS	AVG	TD	LG	REC	YDS	AVG	TD	LONG
2022	1-0	3	15	5.0	0	11	2	54	27.0	0	34
2023	13-0	7	25	3.6	0	11	6	33	5.5	0	9
2024	12-0	48	275	5.7	1	45	11	69	6.3	1	17
2025	6-6	92	481	5.2	3	68	1	-6	-6.0	0	-6
Career	32-6	150	796	5.3	4	68	20	150	7.5	1	34

YEAR	KR	YDS	AVG	TD	LG
2022	0	0	0.0	0	0
2023	17	393	23.1	0	44
2024	22	589	26.8	1	100
2025	6	102	17.0	0	23
Career	45	1,084	24.1	1	100

#4 QB CHASE JENKINS

YEAR	GP-GS	C-A	PCT	YDS	AVG/G	TD	INT	LONG
2023	5-0	13-19	68.4	100	20.0	0	1	37
2024	2-0	0-0	0.0	0	0.0	0	0	0
2025	6-6	59-86	68.6	520	86.7	4	1	46
Career	13-6	72-105	68.6	620	47.7	4	2	46

YEAR	RUSH	YDS	AVG	TD	LONG
2023	14	82	5.9	1	28
2024	1	2	2.0	0	2
2025	77	268	3.5	4	34
Career	92	352	3.8	5	34

#27 S JACK KANE

YEAR	GP-GS	UT	AT	TOTAL	TFL	SACKS	FF	INT	PBU
2022	10-0	2	0	2	0.0-0	0.0-0	0	0	0
2023	9-3	11	12	23	0.5-1	0.0-0	0	0	3
2024	12-6	14	18	32	0.0-0	0.0-0	1	2	2
2025	4-4	7	8	15	0.0-0	0.0-0	0	1	2
Career	35-13	4	38	72	0.5-1	0.0-0	1	3	7

GAME SEVEN AT UTSA



CAREER STATS

#30 DL ELROYAL MORRIS

YEAR	GP-GS	UT	AT	TOTAL	TFL	SACKS	FF	FR	QBH
2021	4-0	0	1	1	0.0-0	0.0-0	0	0	0
2023	4-0	4	1	5	2.5-11	0.0-0	0	0	0
2024	11-0	8	4	12	1.5-8	1.5-8	1	0	2
2025	2-0	0	1	1	0.0-0	0.0-0	0	0	0
Career	21-0	12	7	19	4.0-19	1.5-8	1	0	2

#3 LB TY MORRIS

YEAR	GP-GS	UT	AT	TOTAL	TFL	SACKS	FF	FR	PBU
2023	12-0	6	4	10	0.5-4	0.5-4	0	0	1
2024	12-4	27	29	56	7.5-45	4.0-35	0	0	0
2025	6-6	21	20	41	7.0-29	2.0-20	2	1	1
Career	30-10	54	53	107	15.0-78	6.5-59	2	1	2

#8 DL JOSEPH MUTOMBO

YEAR	GP-GS	UT	AT	TOTAL	TFL	SACKS	FF	FR	QBH
2023	1-0	1	0	1	1.0-1	0.0-0	0	0	0
2024	12-0	8	3	11	3.0-7	2.0-5	1	0	1
2025	5-3	2	4	6	1.5-13	1.5-13	0	0	1
Career	18-3	11	7	18	5.5-21	3.5-18	1	0	2

#16 DL CHIBBY NWAJIAKU

YEAR	GP-GS	UT	AT	TOTAL	TFL	SACKS	FF	FR	QBH
2022	1-0	0	0	0	0.0-0	0.0-0	0	1	0
2023	2-0	1	2	3	0.5-1	0.0-0	0	0	0
2024	6-0	4	3	7	0.5-1	0.0-0	0	0	0
2025	5-0	3	7	10	0.5-3	0.5-3	0	0	0
Career	14-0	8	12	20	1.5-5	0.5-3	0	1	0

#7 CB OMARI PORTER

YEAR	GP-GS	UT	AT	TOTAL	TFL	SACKS	FF	INT	PBU
2020	5-0	0	1	1	0.0-0	0.0-0	0	0	0
2021	3-0	0	0	0	0.0-0	0.0-0	0	0	0
2022	6-1	4	2	6	0.0-0	0.0-0	0	1	0
2023	12-2	10	9	19	0.0-0	0.0-0	0	0	0
2024	6-0	4	0	4	0.0-0	0.0-0	0	0	0
2025	6-6	13	4	17	0.5-0	0.0-0	0	0	3
Career	38-9	31	16	47	0.5-0	0.0-0	0	1	3

#17 WR LANDON RANSOM-GOELZ

YEAR	GP-GS	REC	YDS	AVG	TD	LONG
2023	13-6	26	380	14.6	3	44
2025	4-2	6	63	10.5	1	34
Career	17-8	32	443	13.8	4	44

#9 VIPER PEYTON STEVENSON

YEAR	GP-GS	UT	AT	TOTAL	TFL	SACKS	FF	INT	PBU
2022	13-0	1	0	1	0.0-0	0.0-0	0	0	0
2023	13-0	1	1	2	0.0-0	0.0-0	0	0	0
2024	12-1	13	6	19	2.0-11	1.0-9	0	0	1
2025	6-6	13	15	28	2.5-4	0.0-0	0	1	0
Career	44-7	28	22	50	4.5-15	1.0-9	0	1	1

#11 SLOT TYSON THOMPSON

YEAR	GP-GS	REC	YDS	AVG	TD	LONG
2020	4-0	4	38	9.5	0	17
2021	10-9	57	562	9.9	2	51
2022	9-0	0	0	0.0	0	0
2024	12-5	3	11	3.7	0	6
2025	6-1	4	66	16.5	1	37
Career	40-15	68	677	10.9	3	51

YEAR	PR	YDS	AVG	TD	LG
2021	11	109	9.9	1	44
2022	7	26	3.7	0	10
2024	21	173	8.2	0	30
2025	5	16	3.2	0	11
Career	44	324	7.4	1	44

#25 LB BLAISE TITA

YEAR	GP-GS	UT	AT	TOTAL	TFL	SACKS	FF	FR	PBU
2022	8-3	14	10	24	4.5-17	1.0-0	1	0	1
2024	12-4	14	23	37	2.5-19	2.0-12	0	1	0
2025	6-1	5	3	8	0.0-0	0.0-0	0	0	0
Career	26-8	33	36	69	7.0-36	3.0-12	1	1	1

#1 SLOT AARON TURNER

YEAR	GP-GS	RUSH	YDS	AVG	TD	LG	REC	YDS	AVG	TD	LONG
2021	12-9	1	22	22.0	0	22	33	232	7.0	0	50
2022	13-10	14	53	3.8	0	15	57	527	9.2	3	56
2023	12-0	11	97	8.8	0	26	11	89	8.1	2	21
2024	4-1	0	0	0.0	0	0	5	85	17.0	0	49
2025	6-5	16	109	6.8	2	52	18	126	7.0	0	32
Career	47-24	42	281	6.7	2	52	124	1059	8.5	5	56

#81 WR BRAYLEN WALKER

YEAR	GP-GS	REC	YDS	AVG	TD	LONG
2022	2-0	4	77	19.3	1	48
2023	12-0	13	200	15.4	2	36
2024	12-8	22	264	12.0	1	50
2025	2-1	6	49	8.2	0	14
Career	28-9	45	590	13.1	4	50

#4 S MARCUS WILLIAMS

YEAR	GP-GS	UT	AT	TOTAL	TFL	SACKS	FF	FR	INT	PBU
2021	1-0	1	0	1	0.0-0	0.0-0	0	0	0	0
2022	9-0	12	10	22	2.0-7	0.0-0	0	0	0	1
2023	6-2	15	10	25	1.0-4	0.0-0	0	1	0	1
2024	3-1	1	3	4	0.0-0	0.0-0	1	0	1	0
2025	6-5	25	8	33	3.0-15	0.0-0	1	0	0	5
Career	25-8	54	31	85	6.0-26	0.0-0	2	1	1	7

#41 VIPER PLAE WYATT

YEAR	GP-GS	UT	AT	TOTAL	TFL	SACKS	FF	INT	PBU
2020	2-0	0	0	0	0.0-0	0.0-0	0	0	0
2021	12-0	11	10	21	0.0-0	0.0-0	1	0	0
2022	4-0	4	3	7	0.0-0	0.0-0	0	0	1
2023	13-13	43	37	80	3.0-13	1.0-9	1	0	6
2024	1-1	3	2	5	0.0-0	0.0-0	0	0	0
2025	6-0	4	3	7	1.0-2	0.0-0	0	1	0
Career	38-15	65	55	120	4.0-15	1.0-9	2	1	7

CAREER HIGHS

#2 DL EJIKE ADELE

Tackles 10 at Princeton (11/8/24)
 TFL 3.5 at Columbia (10/26/24)
 Sacks 2.0 at Columbia (10/26/24)

#20 RB DAELEN ALEXANDER

Rushes 15 at Louisiana (8/30/25)
 Rushing Yards 74 at Louisiana (8/30/25)
 Rushing TDs 3 vs. Houston (9/9/23)
 Longest Rush 27 at Charlotte (9/18/25)

#82 K CHASE ALLEN

Field Goals 3 at North Texas (11/4/23)
 Longest Field Goal 53 vs. UAB (10/14/23)

#26 DL TONY ANYANWU

Tackles 6 vs. Florida Atlantic (10/4/25)
 TFL 2.0, 2x, last at Charlotte (9/18/25)
 Sacks 2.0 at Charlotte (9/18/25)

#15 DL MATTHEW ARIBISALA

Tackles 5 vs. FIU (10/18/23)
 TFL 1.0, 3x, last at Rice (8/31/24)
 Sacks 1.0 at Rice (8/31/24)

#0 LB ANDREW AWE

Tackles 11 at Charlotte (9/18/25)
 TFL 2.0 vs. South Florida (11/30/24)
 Sacks 1.0 vs. South Florida (11/30/24)

#91 P ALEX BACCHETTA

Punts 10 at Houston (9/14/24)
 Longest Punt 59, 2x, last vs. Florida Atlantic (10/4/25)
 Punting Avg 47.5 vs. Florida Atlantic (10/4/25)

#3 SLOT MAX BALTHAZAR

Rushes 7, 2x, last vs. Marshall (10/28/23)
 Rushing Yards 79 at Arkansas State (10/21/23)
 Rushing TDs 1, 3x, last at Georgia Southern (9/30/23)
 Longest Rush 3 at Arkansas State (10/21/23)
 Receptions 4 at Georgia Southern (9/30/23)
 Receiving Yards 44 vs. James Madison (11/25/23)
 Receiving TDs 1 vs. James Madison (11/25/23)
 Longest Reception 42 vs. James Madison (11/25/23)

#75 DL BLAKE BOENISCH

Tackles 10 at Memphis (11/8/24)
 Sacks 1.5 vs. McNeese (9/10/22)
 TFL 1.5 vs. McNeese (9/10/22)

#96 DL DILLAN BOTTS

Tackles 7 vs. Bethel (9/7/24)
 Sacks 1.0, 3x, last vs. Howard Payne (11/16/24)
 TFL 3.0 vs. Howard Payne (11/16/24)
 Interceptions 1 at Howard Payne (11/11/23)

#6 VIPER JO CHAVEZ

Tackles 6 at Charlotte (9/18/25)
 TFL 0.5 at Charlotte (9/18/25)

#57 DL AQUANTIS CLEMMONS

Tackles 3 at Army West Point (9/21/24)
 TFL 0.5, 2x, last at Charlotte (9/18/25)
 Sacks 0.5 at Charlotte (9/18/25)

#7 WR ARTIS COLE

Receptions 3 vs. Louisiana (11/30/24)
 Receiving Yards 46 vs. James Madison (10/5/24)
 Receiving TDs 1 at Marshall (11/2/24)
 Longest Reception 30 vs. James Madison (10/5/24)

#12 CB KHARY CRUMP

Tackles 9 at Indiana State (9/28/24)
 TFL 1.0, 2x, last at Stephen F. Austin (10/26/24)
 Interceptions 1, 3x, last at East Texas A&M (11/16/24)

#1 DE MICHAEL DALEY

Tackles 6 at Navy (9/27/25)
 TFL 2.5 at Charlotte (9/18/25)
 Sacks 2.5 at Charlotte (9/18/25)

#6 SLOT DRAYDEN DICKMANN

Receptions 4, 3x, last vs. Florida Atlantic (10/4/25)
 Receiving Yards 61 vs. Florida Atlantic (10/4/25)
 Receiving TDs 1, 4x, last vs. Florida Atlantic (10/4/25)
 Longest Reception 46 vs. Florida Atlantic (10/4/25)

#28 K ENOCK GOTA

Field Goals 2, 3x, last at Navy (9/27/25)
 Longest Field Goal 49 vs. Prairie View A&M (9/13/25)

#45 DL DEMONE GREEN

Tackles 6 vs. Sam Houston (8/31/24)
 TFL 3.0 vs. Houston (9/9/23)
 Sacks 1.0, 4x, last vs. Sam Houston (8/31/24)

#27 RB D'ANDRE HARDEMANN

Rushes 9 vs. Florida Atlantic (10/4/25)
 Rushing Yards 34 vs. Florida Atlantic (10/4/25)
 Longest Rush 11 vs. Prairie View A&M (9/13/25)

#29 S DAVEON HOOK

Tackles 7, 2x, last at Memphis (11/8/24)
 TFL 1.0, 2x, last at Houston (9/14/24)

#10 RB QUINTON JACKSON

Rushes 22 at Louisiana (8/30/25)
 Rushing Yards 128 vs. Florida Atlantic (10/4/25)
 Rushing TDs 1, 4x, last vs. Florida Atlantic (10/4/25)
 Longest Rush 68 vs. Florida Atlantic (10/4/25)
 Receptions 3, 2x, last at UAB (11/23/24)
 Receiving Yards 54 vs. Southern Miss (12/17/22)
 Receiving TDs 1 vs. Charlotte (9/28/24)
 Longest Reception 34 at South Florida (9/23/23)
 Longest Kick Return 100 at Connecticut (10/26/24)
 Kick Return Touchdowns 1 at Connecticut (10/26/24)

#9 QB CHASE JENKINS

Completions 12, 2x, last vs. Florida Atlantic (10/4/25)
 Attempts 21 at Navy (9/27/25)
 Passing Yards 137 vs. Florida Atlantic (10/4/25)
 Passing TDs 1, 4x, last vs. Florida Atlantic (10/4/25)
 Longest Pass 46 vs. Florida Atlantic (10/4/25)
 Rushes 21 vs. Prairie View A&M (9/13/25)
 Rushing Yards 124 vs. Prairie View A&M (9/13/25)
 Longest Rush 28 vs. East Carolina (9/20/23)
 Rushing TDs 1, 5x, last vs. Florida Atlantic (10/4/25)

#27 S JACK KANE

Tackles 11 vs. Houston (9/6/25)
 TFL 0.5 vs. Washington (11/18/23)
 Interceptions 1, 3x, last at Louisiana (8/30/25)

#30 DL ELROYAL MORRIS

Tackles 3, 2x, last at Houston (9/14/24)
 Sacks 1.0 at Houston (9/14/24)
 TFL 1.5 vs. Texas Southern (9/16/23)

#3 LB TY MORRIS

Tackles 15 vs. Houston (9/6/25)
 TFL 3.0 vs. Florida Atlantic (10/4/25)
 Sacks 1.0, 6x, last at Charlotte (9/18/25)

#8 DL JOSEPH MUTOMBO

Tackles 4 vs. Charlotte (9/28/24)
 TFL 2.0 vs. Charlotte (9/28/24)
 Sacks 1.0, 3x, last at Louisiana (8/30/25)
 Interceptions 1 vs. Charlotte (9/28/24)

#16 DL CHIBBY NWAJIAKU

Tackles 5 vs. Texas Southern (9/7/24)
 TFL 0.5, 2x, last vs. Texas Southern (9/7/24)

GAME SEVEN AT UTSA

#12 QB AJ PADGETT

Completions 24 vs. Florida Atlantic (11/25/23)
 Attempts 37, 2x, last vs. Florida Atlantic (11/25/23)
 Passing Yards 295 vs. Southern Miss (12/17/22)
 Passing TDs 3, 2x, last vs. Florida Atlantic (11/25/23)
 Long Pass 48 at North Texas (11/26/22)
 Rushes 14 at North Texas (11/26/22)
 Rushing Yards 26 at North Texas (11/26/22)
 Longest Rush 14, 2x, last vs. Florida Atlantic (11/25/23)
 Rushing TDs 2 at Charlotte (11/18/23)

#7 CB OMARI PORTER

Tackles 8 vs. California (11/18/23)
 TFLs 0.5 at Charlotte (9/18/25)
 Interceptions 1 at California (11/19/22)

#17 WR LANDON RANSOM-GOELZ

Receptions 5 at Tulsa (10/19/23)
 Receiving Yards 58 at Tulsa (10/19/23)
 Receiving TDs 1, 4x, last vs. Prairie View A&M (9/13/25)
 Longest Reception 44, 2x, last vs. East Carolina (9/20/23)

#9 VIPER PEYTON STEVENSON

Tackles 7 vs. Florida Atlantic (10/4/25)
 TFL 1.0, 2x, last vs. Prairie View A&M (9/13/25)
 Sacks 1.0 vs. Navy (11/2/24)
 Interceptions 1 vs. Florida Atlantic (10/4/25)

#11 WR TYSON THOMPSON

Receptions 16 at Incarnate Word (10/30/21)
 Receiving Yards 113 at Northwestern State (11/6/21)
 Receiving TDs 1, 3x, last vs. Prairie View A&M (9/13/25)
 Longest Reception 51 at SE Louisiana (10/16/21)
 Longest Punt Return 44 at New Mexico (9/2/21)
 Longest Kick Return 89 vs. Nicholls State (10/23/21)

#56 LB BLAISE TITA

Tackles 9 at Army West Point (9/21/24)
 TFL 2.5 vs. Texas Southern (9/7/24)
 Sacks 2.0 vs. Texas Southern (9/7/24)

#1 SLOT AARON TURNER

Rushes 5, 2x, last vs. Florida Atlantic (10/4/25)
 Rushing Yards 68 vs. Prairie View A&M (9/13/25)
 Longest Rush 52 vs. Prairie View A&M (9/13/25)
 Rushing TDs 1 vs. Prairie View A&M (9/13/25)
 Receptions 10 vs. Liberty (11/12/22)
 Receiving Yards 71 vs. Syracuse (9/10/22)
 Receiving TDs 1, 5x, last at Oklahoma State (10/28/23)
 Longest Reception 56 vs. Syracuse (9/10/22)

#81 WR BRAYLEN WALKER

Longest Rush 20, 2x, last vs. SMU (11/4/23)
 Receptions 4, 4x, last at Navy (9/27/25)
 Receiving Yards 77 at North Texas (11/26/22)
 Receiving Touchdowns 1, 4x, last vs. Texas Southern (9/7/24)
 Longest Reception 50 at UAB (11/23/24)

#4 S MARCUS WILLIAMS

Tackles 12 at Navy (9/27/25)
 TFL 1.0, 6x, last vs. Florida Atlantic (10/4/25)
 Interceptions 1 vs. Texas Southern (9/7/24)
 Forced Fumbles 1, 2x, last at Charlotte (9/18/25)

#41 VIPER PLAE WYATT

Tackles 12 vs. Tulane (10/28/23)
 TFL 1.5 at USF (9/23/23)
 Sacks 1.0 at USF (9/23/23)
 Forced Fumbles 1, 2x, last at UTSA (11/11/23)
 Fumble Recoveries 1 vs. Texas Southern (9/16/23)
 Interceptions 1 at Navy (9/27/25)

SCOTT ABELL

DUNLEVIE FAMILY HEAD FOOTBALL COACH



Scott Abell was named the new Dunlevie Family Head Football Coach at Rice on November 26, 2024, becoming the 20th head football coach in school history.

Abell came to Rice from Davidson, where he was the winningest coach in school history, having compiled a 47-28 record in seven seasons (35-18 in the Pioneer Football League).

Davidson posted winning seasons in each of his seven seasons, after having ten consecutive losing seasons before his arrival, captured a pair of PFL championships, and made three appearances in the FCS playoffs. He was twice named the Pioneer League Coach of the Year, and his .627 winning percentage is also the best in school history.

Before Abell's arrival, Davidson had not posted a winning season in a decade and had won seven games total over the previous five seasons. The Wildcats had posted only 12 winning seasons in the previous 48 years and no more than five in consecutive years.

In 2024, Abell's Wildcats led the nation in rushing for the fifth consecutive year and the sixth time in his seven seasons, averaging 315 yards per game and 5.4 yards per carry. Mari Adams was ranked fifth in the nation in rushing yards per game (111.9)

During the 2023 campaign, the Wildcats put together one of their most dominant and successful stretches during the Abell era, winning seven straight games by an average margin of 26.9 points per game.

Davidson, which ended the 2023 season 7-4, finished with the nation's top-rushing attack for the fourth consecutive year. In addition, the 'Cats also led all of FCS in scoring offense (40.0), while ranking among national leaders in total offense (463.2 ypg / 5th), passing efficiency (158.37 / 8th), 3rd down conversion defense (13th), red zone offense (7th) and time of possession (33:25 / 4th).

One of just four teams to make three straight FCS Playoffs from spring of 2021 to fall of 2022, Davidson finished the 2022 campaign 8-4 overall and 6-2 in league play, while leading the nation in rushing offense for the third consecutive season. Along with its ground attack, Abell's squad was once again among the tops in the country in total offense, passing efficiency, scoring offense, total defense and time of possession.

The 'Cats also closed the 2022 season with an undefeated record at home, running their win streak at Richardson Stadium to 13.

In 2021, Abell led Davidson to its second straight PFL title going 8-3 overall and 7-1 in league play. In addition to their second FCS Playoff appearance in as many seasons, the Wildcats led the nation in rushing offense (348.4 ypg) and 3rd down conversion percentage (54.3%). Abell's offense also ranked among national leaders in time of possession (2nd), passing efficiency (9th) and total offense (460.4 ypg).

Throughout the 2021 spring (COVID-19) and fall seasons, Davidson put together an 11-2 mark in conference play.

Abell's third season at the helm was pushed to the Spring of 2021 due to the CoVID-19 pandemic. It was worth the wait as the Wildcats captured their first conference crown in 52 years, winning the program's first-ever Pioneer Football League crown and earning Davidson's first postseason berth in 52 seasons and a trip to the FCS Playoffs.

In the unorthodox 2020-21 season, Abell and the 'Cats faced the most daunting schedule in the modern era, opening at nationally ranked Elon and facing another Top-25 foe in San Diego, which the Wildcats would knock off in Southern California to snap the Toreros' FCS record-tying 39-game conference win streak. In addition, it was Davidson's first-ever win over a ranked opponent away from home.

Coming off the program's first winning season in over a decade, year two saw the program take another step forward under Abell's guidance. Along with recording the most FCS wins (6) in a single season, Davidson went 8-4 in 2019, its most successful season in 19 years.

In his first season at the helm, Abell led Davidson to its first winning record since 2007, directing the 'Cats to a 6-5 mark that concluded with a heroic goal-line stand on the final play of the season to secure the successful campaign.

Coach Abell helped lead the Wildcat offense to NCAA FCS statistical championships in total offense (561.9) and rushing offense (442.9) while directing the 'Cats to top-five statistical rankings in third down conversion percentage, offensive red zone, and scoring.

The 2018 Wildcats snapped a 17-game Pioneer Football League losing streak with a 40-35 road victory at Valparaiso and earned national attention for a 91-61 Thursday night shootout victory over Guilford.

COACHING RECORD

Year	School	Overall	Conference
2012	Washington & Lee	8-3#	6-1 (1st)
2013	Washington & Lee	5-5	3-4 (T-4th)
2014	Washington & Lee	2-8	2-5 (T-6th)
2015	Washington & Lee	10-1#	7-0 (1st)
2016	Washington & Lee	6-4	5-2 (T-2nd)
2017	Washington & Lee	8-3#	5-1 (1st)
Totals	(6 seasons)	39-24	28-13 (ODAC)
2018	Davidson College	6-5	3-5 (6th)
2019	Davidson College	8-4	5-3 (4th)
2021	Davidson College*	4-3%	4-1 (1st)
2021	Davidson College**	8-3%	7-1 (1st)
2022	Davidson College	8-4%	6-2 (T-2nd)
2023	Davidson College	7-4	6-2 (3rd)
2024	Davidson College	6-5	4-4 (6th)
Total	(7 Seasons)	47-28	35-17 (PFL)
2025	Rice	3-3	1-2
Totals	(1 season)	3-3	1-1 (American)
Career	(13 Seasons)	89-56	64-32

*2020 season competed in Spring 2021 due to CoVID

**Fall Season

#NCAA DIII Playoffs

% FCS Playoffs

COACHING HONORS

2-Time PFL Coach of the Year

3-Time ODAC Coach of the Year

2-Time Willy Lanier Va State Coach of the Year

CONFERENCE CHAMPIONS

2012 Old Dominion Athletic Conference

2015 Old Dominion Athletic Conference

2017 Old Dominion Athletic Conference

2021 Pioneer Football League (Spring)

2021 Pioneer Football League (Fall)

COACHING EXPERIENCE

2025 – Rice (Dunlevie Family Head Football Coach)

2018-2024 – Davidson (Head Coach/Offensive Coordinator/Quarterbacks)

2008-17 – Washington & Lee (Head Coach, 2012-17; Offensive Coord. 2008-11)

2002-08 – Amherst County High (Head Coach and Offensive Coordinator)

1997-02 – Liberty High (Head Coach)

1996-97 – Altavista High (Offensive Coordinator, QB's, LB's)

1994-96 – Western Albemarle High (QB's and DE's Coach)

1993 – Albemarle High (Assistant)

Abell's squad rewrote the NCAA FCS history books with a trip west to PFL power San Diego, steering Davidson to a 789-yard rushing performance, shattering a 30-year record set by Missouri State in 1998 (681). Four Wildcats rushed for over 150 yards, including Dugger's 231-yard output, the fifth-best single-game rushing performance in Davidson football's 117-year history.

The Wildcats reset 10 program records, including rushing yards in a season (4765), rushing touchdowns (55), and scoring (494 points).

Under Abell's leadership, the 'Cats earned 44 all-conference honors, with 39 more receiving honorable-mention recognition.

Abell joined the Wildcats following a six-year stint as head football coach at Division III Washington & Lee University. While leader of the Generals, Abell posted a 39-24 overall record and won the Old Dominion Athletic Conference Championship thrice. His conference peers selected him ODAC Coach of the Year on three occasions and he was tabbed the Willy Lanier Virginia State Coach of the Year twice.

Abell served as the Washington & Lee offensive coordinator until 2012, when he was elevated to head coach. Under Abell, the Generals were transformed into a national rushing powerhouse, leading the NCAA Division III in rushing three of his final six seasons. His 2015 squad went undefeated in the regular season, the first to do so in program history, and set records in total yards (5,439), rushing offense (4,773), and points scored (417).

His head coaching career started uphill in 1997 at Liberty High School, near Lynchburg, Va., where he turned an 0-10 program into district champions in three years. He moved to nearby Amherst High School, which had not brought home a state championship in a dozen years and led teams to back-to-back state titles.

Prior to landing his first head coaching gig, Abell served as an assistant at Altavista, Western Albemarle, and Albemarle High School. His duties ranged from offensive coordinator to coaching the quarterbacks, defensive backs, and linebackers.

Abell graduated with a bachelor's degree in education from Longwood College in 1992, where he played baseball. A gifted baseball player, Abell was drafted by the Kansas City Royals and spent two years in the minor leagues, hitting a home run in his first at-bat.

Abell then turned his attention back to football and teaching, eventually earning his master's of administration/supervision at Lynchburg in 2007.

Abell and his wife, Crissie, are the parents of a son, Porter, who coached wide receivers and tight ends while coordinating Davidson's passing game and recruiting efforts since 2018, and a daughter, Emily Moynahan, head coach Houston Episcopal (former player at Washington & Lee).



2025 SCORING DRIVES

RICE

Opp.	Plays	Yards	TOP	Result	Qtr.	Time	How Scored	QB
UL	13	72	6:24	TD	2	14:34	Jackson 1-yd run	Jenkins
UL	8	66	3:59	TD	2	3:38	Turner 17-yd run	Jenkins
UH	14	47	6:27	FG	2	9:20	Gota 42-yd FG	Jenkins
UH	12	75	5:51	TD	4	9:02	Jenkins 3-yd run	Jenkins
PVAMU	12	68	6:00	TD	1	2:28	Jenkins 3-yd run	Jenkins
PVAMU	7	68	3:38	TD	2	11:47	Turner 52-yd run	Jenkins
PVAMU	9	49	4:41	TD	2	4:56	Jackson 1-yd run	Jenkins
PVAMU	11	48	2:32	FG	2	0:50	Gota 49-yd FG	Jenkins
PVAMU	5	65	2:41	TD	3	12:19	Ransom-Goelz 34-yd rec	Jenkins
PVAMU	8	61	3:17	TD	4	5:40	Thompson 22-yd rec	Devillier
CHA	9	75	4:26	TD	1	4:25	Dickmann 9-yd rec	Jenkins
CHA	6	75	1:05	TD	2	1:18	Jenkins 34-yd run	Jenkins
CHA	7	75	3:27	TD	3	11:33	Alexander 13-yd run	Jenkins
CHA	9	57	4:29	TD	4	7:27	Alexander 1-yd run	Jenkins
NAVY	18	48	8:15	FG	3	0:22	Gota 35-yd FG	Jenkins
NAVY	7	61	3:19	TD	4	7:05	Dickmann 3-yd rec	Jenkins
NAVY	10	54	2:43	FG	4	0:24	Gota 44-yd FG	Jenkins
FAU	3	75	1:26	TD	1	13:34	Jackson 68-yd run	Jenkins
FAU	11	90	5:39	TD	3	4:44	Dickmann 46-yd rec	Jenkins
FAU	8	75	2:44	TD	4	3:19	Jenkins 2-yd run	Jenkins

OPPONENT

Opp.	Plays	Yards	TOP	Result	Qtr.	Time	How Scored	QB
UL	10	26	4:21	FG	1	6:04	Sterner 47-yd FG	Howard
UL	10	41	3:12	FG	2	0:26	Sterner 51-yd FG	Howard
UL	11	98	5:09	TD	3	1:45	Howard 25-yd run	Howard
UH	5	74	0:35	FG	2	0:40	Connors 54-yd run	Weigman
UH	15	76	6:50	TD	3	6:24	Weigman 9-yd run	Weigman
UH	-	-	-	TD	4	14:53	James 37-yd INT return	-
UH	2	75	0:43	TD	4	8:19	Johnson 74-yd rec	Weigman
UH	3	49	0:57	TD	4	3:40	Connors 42-yd run	Weigman
PVAMU	6	63	1:55	TD	1	8:34	Jones 12-yd rec	Carter
PVAMU	7	52	2:46	FG	3	2:41	Webb 28-yd FG	Carter
PVAMU	13	75	3:59	TD	4	1:41	Carter 6-yd run	Carter
CHA	12	63	6:09	FG	1	8:51	Boyd 29-yd FG	Harrell
CHA	12	64	4:58	FG	2	7:55	Boyd 25-yd FG	Loftis
CHA	8	45	3:34	FG	2	2:23	Boyd 40-yd FG	Loftis
CHA	10	75	3:04	TD	4	7:27	Nicholas 31-yd rec	Loftis
NAVY	14	75	7:56	TD	1	7:04	Hutchison 2-yd run	Horvath
NAVY	3	80	1:28	TD	2	14:56	Horvath 8-yd run	Horvath
NAVY	10	75	4:49	TD	4	10:33	Horvath 2-yd run	Horvath
FAU	6	75	2:11	TD	1	11:23	Kirch 30-yd rec	Veltkamp
FAU	6	54	1:55	TD	1	6:57	Waseem 38-yd rec	Veltkamp
FAU	6	54	3:08	FG	2	4:36	Smith 36-yd FG	Veltkamp
FAU	8	76	2:54	TD	3	1:50	Kirch 2-yd rec	Veltkamp
FAU	13	76	6:33	FG	4	6:03	Smith 26-yd FG	Veltkamp

INDIVIDUAL & TEAM SUPERLATIVES

RICE SUPERLATIVES

Individual

Rushes	22	Quinton Jackson at Louisiana (Aug. 30, 2025)
Yards Rushing	128	Quinton Jackson vs. Florida Atlantic (Oct. 4, 2025)
TD Rushes	2	Daelen Alexander at Charlotte (Sept. 18, 2025)
Long Rush	68	Quinton Jackson vs. Florida Atlantic (Oct. 4, 2025)
Pass attempts	21	Chase Jenkins at Navy (Sept. 27, 2025)
Pass Completions	12	Chase Jenkins at Navy (Sept. 27, 2025) Chase Jenkins vs. Florida Atlantic (Oct. 4, 2025)
Yards Passing	137	Chase Jenkins vs. Florida Atlantic (Oct. 4, 2025)
TD Passes	1	Four times; last Chase Jenkins vs. Florida Atlantic (Oct. 4, 2025)
Long Pass	46	Chase Jenkins vs. Florida Atlantic (Oct. 4, 2025)
Receptions	5	Aaron Turner vs. Florida Atlantic (Oct. 4, 2025)
Yards Receiving	61	Drayden Dickmann vs. Florida Atlantic (Oct. 4, 2025)
TD Receptions	1	Four times; last Drayden Dickmann vs. Florida Atlantic (Oct. 4, 2025)
Long Reception	46	Drayden Dickmann vs. Florida Atlantic (Oct. 4, 2025)
Field Goals	2	Enock Gota at Navy (Sept. 27, 2025)
Long Field Goal	49	Enock Gota vs. Prairie View A&M (Sept. 13, 2025)
Punts	6	Alex Bacchetta at Louisiana (Aug. 30, 2025) Alex Bacchetta vs. Houston (Sept. 6, 2025) Alex Bacchetta at Charlotte (Sept. 18, 2025)
Punting Avg	51.0	Alex Bacchetta vs. Prairie View A&M (Sept. 13, 2025)
Long Punt	59	Alex Bacchetta vs. Florida Atlantic (Oct. 4, 2025)
Punts inside 20	2	Alex Bacchetta at Louisiana (Aug. 30, 2025)
Long Punt Return	11	Tyson Thompson vs. Houston (Sept. 6, 2025)
Long Kickoff Return	37	Quinton Jackson at Louisiana (Aug. 30, 2025)
Tackles	15	Ty Morris vs. Houston (Sept. 6, 2025)
Sacks	2.5	Michael Daley at Charlotte (Sept. 18, 2025)
Tackles For Loss	3.0	Ty Morris vs. Florida Atlantic (Oct. 4, 2025)
Interceptions	1	Jack Kane at Louisiana (Aug. 30, 2025) Plae Wyatt at Navy (Sept. 27, 2025) Peyton Stevenson vs. Florida Atlantic (Oct. 4, 2025)

Team

Rushes	60	vs. Prairie View A&M (Sept. 13, 2025)
Yards Rushing	347	vs. Prairie View A&M (Sept. 13, 2025)
Yards Per Rush	5.8	vs. Prairie View A&M (Sept. 13, 2025)
TD Rushes	3	vs. Prairie View A&M (Sept. 13, 2025) at Charlotte (Sept. 18, 2025)
Pass attempts	21	at Navy (Sept. 27, 2025)
Pass Completions	12	vs. Prairie View A&M (Sept. 13, 2025) at Navy (Sept. 27, 2025) vs. Florida Atlantic (Oct. 4, 2025)
Yards Passing	137	vs. Florida Atlantic (Oct. 4, 2025)
Yards Per Pass	11.4	vs. Florida Atlantic (Oct. 4, 2025)
TD Passes	1	Four times; last vs. Florida Atlantic (Oct. 4, 2025)
Total Plays	79	vs. Prairie View A&M (Sept. 13, 2025)
Total Offense	461	vs. Prairie View A&M (Sept. 13, 2025)
Yards Per Play	6.1	at Charlotte (Sept. 18, 2025)
Points	38	vs. Prairie View A&M (Sept. 13, 2025)
Sacks By	6	at Charlotte (Sept. 18, 2025)
First Downs	28	vs. Prairie View A&M (Sept. 13, 2025)
Penalties	8	at Louisiana (Aug. 30, 2025)
Penalty Yards	90	at Louisiana (Aug. 30, 2025)
Turnovers	2	vs. Houston (Sept. 6, 2025)
Interceptions By	1	at Louisiana (Aug. 30, 2025) at Navy (Sept. 27, 2025) vs. Florida Atlantic (Oct. 4, 2025)
Punts	6	at Louisiana (Aug. 30, 2025) vs. Houston (Sept. 6, 2025) at Charlotte (Sept. 18, 2025)
Punting Avg	51.0	vs. Prairie View A&M (Sept. 13, 2025)
Long Punt	59	vs. Florida Atlantic (Oct. 4, 2025)
Punts inside 20	2	at Louisiana (Aug. 30, 2025)
Long Punt Return	11	vs. Houston (Sept. 6, 2025)

OPPONENT SUPERLATIVES

Individual

Rushes	21	Blake Horvath at Navy (Sept. 27, 2025)
Yards Rushing	132	Dean Connors vs. Houston (Sept. 6, 2025)
TD Rushes	2	Dean Connors vs. Houston (Sept. 6, 2025) Blake Horvath at Navy (Sept. 27, 2025)
Long Rush	65	Alex Tecza at Navy (Sept. 27, 2025)
Pass attempts	33	Caden Veltkamp vs. Florida Atlantic (Oct. 4, 2025)
Pass completions	23	Caden Veltkamp vs. Florida Atlantic (Oct. 4, 2025)
Yards Passing	290	Caden Veltkamp vs. Florida Atlantic (Oct. 4, 2025)
TD Passes	3	Caden Veltkamp vs. Florida Atlantic (Oct. 4, 2025)
Long Pass	74	Conner Weigman vs. Houston (Sept. 6, 2025)
Receptions	11	Easton Messer vs. Florida Atlantic (Oct. 4, 2025)
Yards Receiving	110	Easton Messer vs. Florida Atlantic (Oct. 4, 2025)
TD Receptions	2	Michael Kirch vs. Florida Atlantic (Oct. 4, 2025)
Long Reception	74	Stephon Johnson vs. Houston (Sept. 6, 2025)
Field Goals	3	Liam Boyd at Charlotte (Sept. 18, 2025)
Long Field Goal	51	Tony Sterner at Louisiana (Aug. 30, 2025)
Punts	5	Liam Dougherty vs. Houston (Sept. 6, 2025) Adam Atwell vs. Prairie View A&M (Sept. 13, 2025) Bronson Long at Charlotte (Sept. 18, 2025)
Punting Avg	45.7	Nathan Torney at Louisiana (Aug. 30, 2025)
Long Punt	55	Jacob Carlson at Navy (Sept. 27, 2025)
Punts inside 20	1	Five times; last Logan Lupo vs. Florida Atlantic (Oct. 4, 2025)
Long Punt Return	36	Easton Messer vs. Florida Atlantic (Oct. 4, 2025)
Long Kickoff Return	28	Mekhi Mews vs. Houston (Sept. 6, 2025)
Tackles	13	MarcAnthony Parker at Navy (Sept. 27, 2025)
Sacks	1.0	Eight times; last by Eric Brantley, Jr. vs. Florida Atlantic (Oct. 4, 2025)
Tackles For Loss	3.0	Eddie Walls III vs. Houston (Sept. 6, 2025)
Interceptions	1	Will James vs. Houston (Sept. 6, 2025)

Team

Rushes	48	at Navy (Sept. 27, 2025)
Yards Rushing	283	at Navy (Sept. 27, 2025)
Yards Per Rush	5.9	at Navy (Sept. 27, 2025)
TD Rushes	3	vs. Houston (Sept. 6, 2025) at Navy (Sept. 27, 2025)
Pass attempts	44	at Charlotte (Sept. 18, 2025)
Pass completions	23	at Charlotte (Sept. 18, 2025) vs. Florida Atlantic (Oct. 4, 2025)
Yards Passing	290	vs. Florida Atlantic (Oct. 4, 2025)
Yards Per Pass	21.5	at Navy (Sept. 27, 2025)
TD Passes	3	vs. Florida Atlantic (Oct. 4, 2025)
Total Plays	66	vs. Florida Atlantic (Oct. 4, 2025)
Total Offense	455	at Navy (Sept. 27, 2025)
Yards Per Play	7.5	at Navy (Sept. 27, 2025)
Points	35	vs. Houston (Sept. 6, 2025)
Sacks By	3	vs. Houston (Sept. 6, 2025)
First Downs	22	at Charlotte (Sept. 18, 2025)
Penalties	10	at Navy (Sept. 27, 2025)
Penalty Yards	85	at Navy (Sept. 27, 2025)
Turnovers	2	at Louisiana (Aug. 30, 2025) vs. Florida Atlantic (Oct. 4, 2025)
Interceptions By	1	vs. Houston (Sept. 6, 2025)
Punts	7	vs. Houston (Sept. 6, 2025)
Punting Avg	45.7	at Louisiana (Aug. 30, 2025)
Long Punt	55	at Navy (Sept. 27, 2025)
Punts inside 20	1	Five times; last vs. Florida Atlantic (Oct. 4, 2025)
Long Punt Return	36	vs. Florida Atlantic (Oct. 4, 2025)

2025 DRIVE SUPERLATIVES

Longest Drive	Rice	Opponents
No. of Plays	18 (48 yds, 8:15 TOP) at Navy results in FG	15 (76 yds, 6:50 TOP) by Houston results in TD
By No. of Yards	90 (11p, 5:39 TOP) vs. Florida Atlantic results in TD	8 (11p, 5:09 TOP) by Louisiana results in TD
By Time of Possession	8:15 (18p, 48 yds) at Navy results in FG	7:56 (14p, 75 yds) by Navy results in TD
Shortest Drive	Rice	Opponents
No. of Plays	1 (1 yds; 0:44 TOP) vs. Houston results in end of half	1 (-4 yds; 0:08 TOP) by Florida Atlantic results in fumble
By No. of Yards	-16 (3p, 1:50 TOP) vs. Houston results in punt	-17 (3p, 1:23 TOP) by Charlotte results in punt
By Time of Possession	0:24 (1p, 2 yds) at Louisiana results in end of half	0:08 (1p, -4 yds) by Florida Atlantic results in fumble

2025 TURNOVERS

Opponent	Forced by Rice					Forced by Opponent			
	Fumbles	INT	Total	Pts Off	Margin	Fumbles	INT	Total	Pts Off
at Louisiana	1	1	2	0	2	0	0	0	0
Houston	0	0	0	0	-2	1	1	2	7
Prairie View A&M	0	0	0	0	0	0	0	0	0
at Charlotte	1	0	1	7	1	0	0	0	0
at Navy	0	1	1	3	1	0	0	0	0
Florida Atlantic	1	1	2	0	2	0	0	0	0
at UTSA									
Connecticut									
Memphis									
UAB									
North Texas									
at South Florida									
TOTALS	3	3	6	10	4	1	1	2	7

2025 RICE BIG PLAYS

Opponent	Rushing				Passing				Special Teams	
	10-19	20-29	30-39	40+	20-29	30-39	40-49	50+	Block	Ret. TD
at Louisiana	4	0	0	0	1	0	0	0	0	0
Houston	5	0	0	0	0	0	0	0	0	0
Prairie View A&M	9	1	0	1	1	1	0	0	0	0
at Charlotte	3	3	1	0	0	1	0	0	0	0
at Navy	3	0	0	0	1	1	0	0	0	0
Florida Atlantic	2	1	0	1	0	1	1	0	0	0
at UTSA										
Connecticut										
Memphis										
UAB										
North Texas										
at South Florida										
TOTALS	26	5	1	2	3	4	1	0	0	0

2025 OPPONENT BIG PLAYS

Opponent	Rushing				Passing				Special Teams	
	10-19	20-29	30-39	40+	20-29	30-39	40-49	50+	Block	Ret. TD
at Louisiana	6	1	1	0	1	0	0	0	0	0
Houston	2	0	0	2	1	0	0	1	1	0
Prairie View A&M	6	1	0	0	1	1	0	0	0	0
at Charlotte	2	0	1	0	2	1	0	0	0	0
at Navy	5	1	0	1	3	1	0	0	0	0
Florida Atlantic	3	0	0	0	0	2	2	1	0	0
at UTSA										
Connecticut										
Memphis										
UAB										
North Texas										
at South Florida										
TOTALS	24	3	2	3	8	5	2	2	1	0

PLAYER NOTES

QUARTERBACKS

4 CHASE JENKINS

- Has thrown a TD pass in each of the last four games and had run for a touchdown in four of the last five.
- Has scored four times in 77 carries and is the first Rice QB to have four rushing TDs since Tyler Stehling had four (in 101 carries) in 2016... Last Rice QB with more than four rushing TDs in a season was Taylor McHargue in 2013 (5).
- Set career-highs with 137 yards passing and tied his career high with 12 completions vs Florida Atlantic.
- Ran for 124 yards and one touchdown and threw for 87 yards and his first career touchdown pass in the win over Prairie View.
- First Rice QB to top 100 yards rushing since Taylor McHargue ran for 153 vs. Marshall in 2012.
- Completing 68.6% of his passes (59-86).
- Made his first career start in the opener and became the first quarterback to win his starting debut in a season-opening game since Shawn Stankavage led Rice to a 31-28 win over Prairie View in 2018.

5 DREW DEVILLIER

- Threw his first career touchdown pass, an 11-yard completion to Tyson Thompson in the fourth quarter vs. Prairie View and completed his only throw for 11 yards at Charlotte.
- Completed 20 of 38 for 137 yards passing and added 20 on the ground in his debut season in 2024 while preserving his redshirt.
- Made the start at UConn in place of an injured E.J. Warner and completed a career-best 14 passes for 88 yards.

RUNNING BACKS

10 QUINTON JACKSON

- Leads the Owls in rushing and ranks 4th in the American with 481 yards, and ranks 1th in all-purpose (577 yards).
- Rushed for a career-high 128 yards and scored on a career-long 68 yards run vs. Florida Atlantic.
- Averaged a season-best 6.7 yards per carry at Charlotte (12/80) and matched that vs. Florida Atlantic. (19/128).
- Rushed for 119 yards and scored a touchdown at Louisiana in his first career start.
- Named to the American Conference and Paul Hornung Honorable Mention lists for his efforts in the opener.
- First Rice player with a 100-yard game in the season opener since Nahshon Ellerbe had 103 at Army on Aug. 30, 2019, and his 119 yards are the most in a season opener since Anthony Ekpe had 173 against Prairie View A&M on Aug. 25, 2018.
- Ranked third in the AAC in 2024 and seventh nationally in KOR yardage and was third in the conference and 13th nationally with a 26.7 average per return.
- Set a school record with a 100-yard kickoff return at UConn combined with a receiving TD vs. Charlotte and a rushing TD in the season finale vs. USF, Jackson became the first Owl to have a touchdown rushing, receiving, and by kick return since James Sykes in 1976.

20 DAELN ALEXANDER

- Scored a pair of touchdowns and ran for 73 yards on 10 carries at Charlotte.
- Led the Owls with 55 yards on the ground vs. Houston (5.5 per carry)
- Reached career highs in rushing attempts (15) and yards (74) in his return to action at Louisiana after missing the last 19 games over two seasons due to an injury.
- Made an immediate impact in the Owls' short-yardage package in the first six games in '23 before suffering a season-ending injury.

- Set a school record by scoring 14 points in overtime vs. Houston in the 2023 Bayou Bucket on a pair of short touchdown runs and then the decisive two-point conversion.
- Scored Rice's first points in an American Athletic Conference game on a three-yard TD pass from JT Daniels... Ended the year with six total touchdowns on 19 touches

27 D'ANDRE HARDEMAN

- Set career bests with nine carries for 34 yards vs. Florida Atlantic.
- Made his debut vs. Houston with 23 yards on six attempts, with a long run of nine on his first collegiate carry.

SLOT RECEIVERS

1 AARON TURNER

- Caught a season-high five passes for 50 yards vs. Florida Atlantic and has nine receptions in the last two games.
- Topped 1,000 career receiving yards at Navy and has 122 receptions for 1,059 yards.
- Ran for 68 yards on five carries, including a 52-yard score vs. Prairie View.
- Grad transfer from Cincinnati who has a combined 45 games of FBS experience between UConn, Cincinnati, and Rice.
- Scored on a 17-yard run for his first career rushing touchdown (in 27 carries) to provide the winning margin at Louisiana.

6 DRAYDEN DICKMANN

- Leads the Owls with 22 receptions for 229 yards and three touchdowns.
- Has caught a TD pass in the last three games.
- Opened the scoring vs. Charlotte on a nine-yard reception from Chase Jenkins.
- Placed sixth in the 100m and also added a fifth-place showing in the 4x100m relay at the AAC Outdoor Championships. Qualified for the 100m finals after a personal best time of 10.55s in the prelims... Finished 13th in the 60m at the AAC Indoor Championships.

WIDE RECEIVERS

81 BRAYLEN WALKER

- Ticketed as a starter heading into camp, but was sidelined early with an injury and made his season debut vs. Navy.
- Made his ninth career start vs. Florida Atlantic and had a pair of receptions for 16 yards after making his debut vs. Navy (4/33).
- Reached career highs in receptions (21) and receiving yards (252) while playing in 11 games and making his first seven career starts in 2024.

23 PEYTON MATTHEWS

- True freshman who made his debut vs. Prairie View.
- Had 18 snaps on offense against Florida Atlantic and recorded his first career catch (10 yards).

TIGHT ENDS

49 MICAH BARNETT

- Made the switch from fullback to tight and was selected by his teammates as a co-captain for the 2025 season.
- Made his 10th career start vs. Florida Atlantic.
- Played in 34 consecutive games and made five starts at fullback, including four starts in 2024 before missing the season finale last year vs. South Florida.

GAME SEVEN AT UTSA



86 JAMES FALK

- Made his first career start vs. Florida Atlantic.
- Saw action on a career-best 28 snaps at Navy.

OFFENSIVE LINE

50 PATRICK VALENT

- Second on the line with 338 snaps through five games and has not allowed a sack on 99 pass plays.
- Made his first career start in the opener at Louisiana (50 snaps) and led the O-Line with 65 snaps vs. Houston.

53 LUKE MILLER

- Leads the O-Line and is second on the offense with 374 snaps.
- Has not allowed a sack and just six pressures while being called for one penalty on 107 pass plays.
- Made his first career start in the opener at Louisiana and was one of four on offense to play all 64 snaps (Chase Jenkins, John Long, David Stickle).

54 NATE BLEDSOE

- Made his first career start at Charlotte and played 59 snaps and followed that 61 at Navy and 67 vs. Florida Atlantic.
- Came on in relief of David Stickle with 37 snaps vs. Prairie View.

60 SEAN SULLIVAN

- Has started five of six and played a season-high 67 snaps vs. Florida Atlantic.
- Has not allowed a sack or been called for a penalty and has not allowed a sack since the last game of 2023 with Yale (454 pass plays).
- Streak of 22 consecutive starts between Yale and Rice ended vs. Prairie View.
- Started all 10 games (2 at left tackle and 8 at left guard) in 2024 and all 10 at left guard in 2023 for the Ivy League champions... Part of an offensive line that helped the Bulldogs finish second in the Ivy League in scoring offense.

64 DAVID STICKLE

- Made his 14th consecutive start at center in the opener and was one of four offensive players to play all 64 snaps (Chase Jenkins, John Long, Luke Miller).
- Missed the Charlotte game to snap a streak of 14 consecutive starts and has missed the last three.
- In his third different offensive scheme in the last three years (Rice in 2024, Florida State from 2020-23).
- Came into the season with 161 career offensive snaps with Florida State over two seasons.

67 LUKE NEEDHAM

- Made his first career start vs. Prairie View.
- Played a career-high 57 snaps vs. Houston and was PFF's highest graded run blocker on the Owls (80.9)

76 JOHN LONG

- Made his 20th career start vs. Florida Atlantic (most at Rice among current Owls offensive linemen).
- Has not allowed a sack and just two pressures on 89 pass plays.
- Most experienced member of the offensive line with 1,226 career snaps.
- Dropped 30 pounds of weight during offseason conditioning.

DEFENSIVE LINE

1 MICHAEL DALEY

- Named a co-captain for this season.
- Credited with a career-best six tackles at Navy, but missed the Florida Atlantic game.
- Has sacks in three of four games (sat out vs. Prairie View), including a career-high 2.5 at Charlotte.
- Second on the team with 4.5 TFL and 4 sacks (tied for third in the American Conference).
- Credited with seven pressures and three hurries by PFF vs. Charlotte.
- Second on the team with 11 total pressures, including six hurries.
- Broke up a pass on fourth down with 57 seconds left at Louisiana to cement the Owls' first season-opening win since 2018.

8 JOSEPH MUTOMBO

- Made his first career start in the opener at Louisiana and was credited with a pair of tackles and his third career sack.
- Had sacks in each of the first two games but sat out the game vs. Prairie View and saw action on nine snaps at Charlotte.
- Credited with a sack in the first quarter when forcing an intentional grounding penalty and has sacks in his last three games (Houston and Louisiana this year; vs. USF in the 2024 season finale).
- Highlight game came vs. Charlotte where he was credited with four tackles (all solos), two TFLs, his first career sack, and his first career interception.
- Earned a grade of 85.0 vs. Charlotte from PFF to lead the team.

11 SAM CARRELL

- Grad transfer from Texas Tech who made his debut vs. Houston with 13 snaps and was credited with two tackles on 12 snaps vs. Prairie View.
- Assisted on a tackle and had one of the Owls' nine pass breakups at Charlotte, batting down a pass at the line of scrimmage.
- Appeared in five games on the defensive line (30 snaps) as a junior for the Red Raiders.

15 MATTHEW ARIBISALA

- Made his Rice debut with three tackles vs. Houston, and has six career tackles and a sack in three career games at Rice Stadium (credited with three stops and a sack with Sam Houston vs. Rice in 2024).
- Played in the first four games for Sam Houston in 2024 before missing the remainder of the season.
- Career-best in tackles is five vs. FIU in 2023.

57 AQUANTIS CLEMMONS

- Played a career-high 36 snaps in the opener at Louisiana and was credited with a pair of tackles and shared his second career tackle for loss.
- Has a hurry in three of the last five games and a career-high 1.5 sacks this year.
- Top career effort was at Army in 2024 when he was credited with three tackles and his TFL.

75 BLAKE BOENISCH

- 2025 All-AAC Preseason Phil Steele (second team)
- Credited with a season-high five tackles vs. Florida Atlantic.
- Credited with a pair of tackles in the opener at Louisiana, including a shared tackle for loss, and recovered his first career fumble, which set up the Owls' deciding touchdown.
- Reached career bests in solo tackles (25), assists (17), total tackles (42) and tackles for loss (3.5) while making a career-high 10 starts and

seeing action in career-best 384 plays on defense.

- Posted the ninth-highest tackling grade among all FBS defensive linemen (83.0).
- Credited with a career-best 10 tackles at Memphis last year, the first Owls' interior defender to be credited with at least 10 tackles in a game since the early 1990s.

96 DILLAN BOTTS

- Transfer from Mary Hardin-Baylor where he played in 22 games over two seasons and has started the last two games.
- Has started the last five games and has five total pressures.
- Made his first career start for Rice vs. Houston and was credited with a pair of QB pressures.
- Played in all 12 games as Mary Hardin (8-4) advanced to the D3 quarterfinals as an at-large qualifier.
- Credited with a career-best 31 tackles, seven tackles for loss (28 yards) and three sacks (22 yards).

99 CHRISTOPHER CLARK-JOLIVET

- Made his collegiate debut with a start at Louisiana after not seeing action in his first two seasons.
- Has had two tackles in each of the last three games and has 89 snaps in the last four, including a career-high 24 vs. Florida Atlantic.
- Did not see any action last fall during a redshirt freshman season.

LINEBACKERS

0 ANDREW AWE

- Leads the team with 48 tackles—30 in the last three-- and has 142 in his career.
- Leads the team with an 90.7% tackle rate.
- Has seven total pressures this year on only 10 pass rushes.
- Earned American Conference Honorable Mention honors after a career-best, 11-tackle effort at Charlotte on a career-high 84 snaps.
- Active leader with 21 career starts at Rice and is the active leader on defense with 1,164 snaps.

3 TY MORRIS

- Named a co-captain for the 2025 season.
- Leads the team with 7 TFLs—including a career-best three vs. Florida Atlantic—and has at least one TFL in the each of the last five games.
- Second on the team with 41 tackles and leads the defense with 381 snaps.
- Tied for second in the conference with two forced fumbles, both coming in the last three games.
- Credited with eight stops at Charlotte, including a sack and forced fumble for a loss of 17 yards at the end of the third quarter to set up the Owls' final touchdown.
- Led the Owls with a career-best 15 tackles in the Bayou Bucket vs. Houston, his first career double-digit tackle game and the most by a Rice defender since Myron Morrison had 15 against Florida Atlantic in 2022.
- Credited with six tackles and a sack in the first quarter against the Cougars.

25 BLAISE TITA

- Made his first start of the season, as the VIPER at Navy.
- Played a season-high 24 snaps vs. Florida Atlantic.
- Transfer from Kilgore JC who joined the Owls in the spring of 2024 and was credited with 37 tackles (14 unassisted and 23 assists), 13 more than he compiled as a freshman at Lamar in 2022.

26 TONY ANYANWU

- Grad transfer from SFA, who leads the Owls with 21 total pressures and 13 hurries, and is second with three sacks.
- Needs one sack to match his career high set last year at SFA.
- Credited with a career-high four tackles in the opener at Louisiana, including a sack and a forced fumble, which set up the Owls' deciding touchdown in the second quarter.
- Matched his career-best with four stops vs. Houston in his first career start as an Owl.
- Highest graded Owl on defense through two games by PFF (87.1) and leads the team with six total pressures and four QB hurries.
- Credited with a career-best 21 tackles, 8 TFL, and five sacks in 10 games for the Lumberjacks in 2024.

44 COOPER KING

- Has seen action on special teams in all six games and credited with three tackles and a shared sack on 14 defensive snaps vs. Prairie View.
- Saw action in six games on defense in 2024 and special teams and was credited with a pair of tackles in his first collegiate action.
- Grandfather, Rufus was inducted into the Rice Athletics Hall of Fame after earning All-American and All-SWC honors as a guard, helping lead the Owls to the 1960 Sugar Bowl and went on to play in the Hula Bowl and Coaches All-American All-Star games... Great uncle, Boyd King, played center alongside his brother at Rice while another great uncle, Doug Mills, played at Rice from 1962-64

DEFENSIVE BACKS

4 MARCUS WILLIAMS

- Credited with a career-best 12 tackles at Navy and has 27 in the last three games and has a career-high 33 on the season.
- His 27 stops in the last three were better than his previous career high of 26 in six games in 2023.
- Credited with six tackles (one for a loss of 12 yards), forced a fumble, and broke up a career-high three passes at Charlotte while playing a career-best 84 snaps.
- Tackle total was his best effort since a career-best nine vs. East Carolina in 2023.
- Credited with three tackles vs. Houston in his return to the starting lineup.
- Saw his '24 season cut short after three games (one start) due to an injury.

5 JERRICK HARPER

- Played a career-high 56 snaps vs. Charlotte and allowed just one completion on five targets.
- Has 109 snaps in the last three compared with 33 in his first two games.
- Made his Rice debut with an appearance on special teams at Louisiana and picked up an assisted tackle vs. Houston.
- Credited with two tackles vs. Prairie View on 23 snaps.
- Transfer from Trinity Valley CC where he was credited with 36 tackles in nine games in his second year with the Cardinals and led the team with eight pass breakups.

6 JO CHAVEZ

- Called upon early after an injury to Jack Kane and responded with a career-high six tackles, including a shared tackle for loss.
- Played 75 snaps vs. the 49ers after having 20 on defense in the first three games.
- Made his Rice debut with an appearance on special teams at Louisiana and saw action on three defensive snaps vs. Houston in addition to

his special teams assignments.

- Credited with his first career tackle vs. Prairie View.

7 OMARI PORTER

- Transfer from Stanford, where he played in 26 games over four seasons and has started all six games as an Owl.
- Has allowed 12 completions in 30 passing attempts (40%), compared to a career average of 68.4 coming into 2025 (13-19)
- Has 296 snaps this season compared with 322 in his career before this year.
- Appeared in all 12 games in 2023 and closed the year by making a pair of starts at safety (vs. Cal and Notre Dame).

9 PEYTON STEVENSON

- Former special team standout who grew into a more prominent role on defense in 2024 and moved into a starting role this year.
- Credited with a career-best seven tackles and also picked off his first career pass.
- Second on the team with 44 consecutive games played at Rice.
- Leads the defensive backs with 365 snaps this year.
- Made his second career start in the opener at Louisiana and tied for the team lead with a career-high six tackles, including a shared tackle for loss.
- Saw action in all 12 games on defense, including his first career start (vs. Navy).
- Was credited with 19 tackles, including two for loss (11 yards) and his first career sack (loss of nine) along with a pass breakup on 147 defensive snaps.
- Has 735 career special team snaps.

12 KHARY CRUMP

- Second on the team with a 41.7 completion percentage (10/24) and tied for the American Conference lead with six pass breakups.
- Made the start at Louisiana and was credited with three tackles while matching Omari Porter for the team lead in snaps (67)...matched that with three tackles vs. Houston along with two breakups.
- Transfer from Houston Christian, where he played in all 12 games, including nine starts, and compiled a career-best 40 tackles, including 2.5 sacks, three interceptions, and 10 pass breakups for the Huskies.

14 EPHRAIM DOTSON

- Credited with his first career tackle in the opener at Louisiana, sharing a stop on punt coverage.
- Made his debut with 20 snaps on defense vs. Texas Southern and had seven snaps in the finale vs. South Florida and was credited with an assist for his first career tackle

27 JAKE KANE

- Broke up a pass early vs. Charlotte but missed the remainder of the game and has missed the last two.
- Credited with a career-best 11 tackles vs. Houston and broke up a pass.
- Made his Rice debut with a start in the opener at Louisiana and was credited with a pair of tackles and his third career interception.
- Transferred from Oregon State, where he played in 31 games.
- Played in all 12 games in '24 and recorded 32 tackles with one forced fumble, two interceptions, two pass breakups, and a quarterback hurry.

29 DAVEON HOOK

- Made his seventh career start in the opener at Louisiana and was credited with three tackles, but missed has missed the last five games

after an injury at practice before the Houston game.

- Has 33 games of experience in the Owls' defensive backfield and has played in 32 consecutive games (second to Peyton Stevenson's 39 on the squad).
- Second on the team with 42 solo tackles in 2024 and fifth on the team with 49 total tackles.

SPECIAL TEAMS

11 TYSON THOMPSON

- Returned one punt for 11 yards and added two rushes for 14 yards and a reception for three yards vs. Houston.
- Led the Owls and was fourth in the AAC last season, averaging 8.2 yards in his first season as the primary returner for Rice. His 21 returns were second in the conference and the most by an Owl since Ja'Corey Shepherd returned 22 punts in 2007.
- Returned a season-best five punts for 83 yards (a long of 30 yards) vs. Navy and added 59 on three kickoff returns to finish with 142 all-purpose yards, his most as an Owl.
- 83 punt return yards in a game were the most by an Owl since Mario Hull totaled 121 yards on eight returns vs. Memphis in 2011.

28 ENOCK GOTA

- Has touchbacks on 21 of 24 kickoffs and has converted all 14 PATs and four of seven field goal attempts of the season.
- Second in the American Conference and tied for 17th in the nation with a 87.5 touchback percentage this year.
- Has touchbacks on 74.3% of his kickoffs in his career (87/117), including an 80.4 % last year (37/46), which was second in the American and 12th in the nation.
- Kicked a career-long 49-yard field goal vs. Prairie View.
- Has converted 28 of 29 PATs and 9/15 field goals in his career.
- Recorded the tackle on two of the nine kick returns against him in 2024 including one against UTSA.
- Scored a career-high 14 points vs. Texas Southern in 2024, converting all eight PATs in addition to his first two career field goals.

91 ALEX BACCHETTA

- Has averaged 47.1 per punt over the last three games (16/754) with seven punts of 50+ yards, including a 59-yarder vs. Florida Atlantic to match his career-long.
- Averaging 45.0 on 28 punts this year, with 13 fair catches, six of 50+ and three inside the 20.
- Has 18 career punts of 50+ yards (with a long of 59 at UAB in 2024 and vs. Florida Atlantic in 2025) and has placed 14 inside the 20.

TEAM STATISTICS

Team Statistics

	RICE	OPP
Scoring	123	129
Points per game	20.5	21.5
Points Off Turnovers	3	7
First Downs	110	109
Rushing	73	48
Passing	30	47
Penalty	7	14
Rushing Yardage	1318	916
Yards gained rushing	1457	1063
Yards lost rushing	139	147
Rushing attempts	301	214
Average per rush	4.4	4.3
Average per game	219.7	152.7
TDs Rushing	11	8
Passing Yardage	559	1148
Comp-Att-Int	63-91-1	92-168-3
Average per pass	6.1	6.8
Average per catch	8.9	12.5
Average per game	93.2	191.3
TDs Passing	5	6
Total offense	1877	2064
Total plays	392	382
Average per play	4.8	5.4
Average per game	312.8	344.0
Kick returns: #-Yards	9-162	3-48
Punt returns: #-Yards	5-16	10-115
Int returns: #-Yards	3-7	1-37
Kick return average	18.0	16.0
Punt return average	3.2	11.5
Int return average	2.3	37.0
Fumbles-Lost	3-1	6-3
Penalties-Yards	31-329	36-304
Average per game	54.8	50.7
Punts-Yards	29-1279	23-981
Average per punt	44.1	42.7
Net punt average	39.9	40.2
Kickoffs-Yards	25-1604	29-1693
Average per kick	64.2	58.4
Net kick average	40.2	39.2
Time of possession / game	32:15	27:45
3rd-down conversion	34/84	46/90
3rd-down pct	40%	51%
4th-down conversion	7/13	4/9

TEAM STATISTICS

	RICE	OPP
4th-down pct	54%	44%
Sacks by-Yards	15-89	9-66
Misc Yards	0	0
Touchdowns scored	16	15
Field goals - attempts	4-7	8-11
On-Side kicks	0-1	0-0
Red-zone scores	(12-13) 92%	(12-12) 100%
Red-zone touchdowns	(10-13) 77%	(7-12) 58%
PAT-attempts	(15-15) 100%	(13-13) 100%
2-point conversion-attempts	(0-1) 0%	(1-2) 50%
Attendance	75375	64418
Games / Avg per game	3/25125	3/21473
Neutral site games	-	0/0

Score by Periods

Team	1st	2nd	3rd	4th	OT	TOT
Rice	21	41	24	37	0	123
Opponents	34	26	23	46	0	129

RESULTS

Team Results

	Date	Opponent		Score	Overall	Conf	Time	Attend
	08/30/2025	at Louisiana	W	14-12	1-0	0-0	3:10	22148
	09/06/2025	Houston	L	9-35	1-1	0-0	3:07	30116
	09/13/2025	Prairie View	W	38-17	2-1	0-0	3:32	22260
*	09/18/2025	at Charlotte	W	28-17	3-1	1-0	3:22	13397
*	09/27/2025	at Navy	L	13-21	3-2	1-1	3:12	28873
*	10/04/2025	Fla. Atlantic	L	21-27	3-3	1-2	3:14	22999

INDIVIDUAL STATISTICS

Rushing

Player	gp	att	gain	loss	net	avg	td	lg	avg/g
Quinton Jackson	6	92	498	17	481	5.2	3	68	80.2
Chase Jenkins	6	77	357	89	268	3.5	4	34	44.7
Daelen Alexander	6	51	242	1	241	4.7	2	27	40.2
D'Andre Hardemann	5	32	121	1	120	3.8	0	11	24.0
Aaron Turner	6	16	115	6	109	6.8	2	52	18.2
Semaj Pierre	6	4	36	0	36	9.0	0	17	6.0
Tyson Thompson	6	5	28	1	27	5.4	0	10	4.5
Tyvonnn Byars	2	4	24	0	24	6.0	0	11	12.0
Carson Morgan	6	2	11	0	11	5.5	0	6	1.8
Patrick Crayton Jr.	1	2	8	0	8	4.0	0	5	8.0
Landon Ransom-Goelz	4	3	7	1	6	2.0	0	7	1.5
Drew Devillier	3	2	6	5	1	0.5	0	6	0.3
Drayden Dickmann	6	9	4	15	-11	-1.2	0	2	-1.8
Team	6	2	0	3	-3	-1.5	0	0	-0.5
Total	6	301	1457	139	1318	4.4	11	68	219.7
Opponents	6	214	1063	147	916	4.3	8	65	152.7

Passing

Player	gp	effic	comp-att-int	pct	yds	td	lg	avg/g
Chase Jenkins	6	132.4	59-86-1	68.6	520	4	46	86.7
Drew Devillier	3	211.5	4-5-0	80.0	39	1	22	13.0
Total	6	136.8	63-91-1	69.2	559	5	46	93.2
Opponents	6	120.4	92-168-3	54.8	1148	6	74	191.3

Receiving

Player	gp	no.	yds	avg	td	lg	avg/g
Drayden Dickmann	6	22	229	10.4	3	46	38.2
Aaron Turner	6	18	126	7.0	0	32	21.0
Braylen Walker	2	6	49	8.2	0	14	24.5
Landon Ransom-Goelz	4	6	63	10.5	1	34	15.8
Tyson Thompson	6	4	66	16.5	1	37	11.0
David Kasemervisz	6	2	6	3.0	0	5	1.0
Quinton Jackson	6	1	-6	-6.0	0	0	-1.0
Ryan Guillo	2	1	9	9.0	0	9	4.5
Artis Cole	4	1	4	4.0	0	4	1.0
Payton Matthews	3	1	10	10.0	0	10	3.3
D'Andre Hardemann	5	1	3	3.0	0	3	0.6
Total	6	63	559	8.9	5	46	93.2
Opponents	6	92	1148	12.5	6	74	191.3

Punt Returns

Player	no.	yds	avg	td	lg
Tyson Thompson	5	16	3.2	0	11
Total	5	16	3.2	0	11
Opponents	10	115	11.5	0	36

Interceptions

Player	no.	yds	avg	td	lg
Plae Wyatt	1	7	7.0	0	7
Jack Kane	1	0	0.0	0	0
Peyton Stevenson	1	0	0.0	0	0
Total	3	7	2.3	0	7
Opponents	1	37	37.0	1	37

Kick Returns

Player	no.	yds	avg	td	lg
Quinton Jackson	6	102	17.0	0	23
Tyson Thompson	3	60	20.0	0	35
Total	9	162	18.0	0	35
Opponents	3	48	16.0	0	28

Fumbles Recovered

Player	no.	yds	avg	td	lg
Tony Anyanwu	1	0	0.0	0	0
Blake Boenisch	1	0	0.0	0	0
Ty Morris	1	0	0.0	0	0
Total	3	0	0.0	0	0
Opponents	1	0	0.0	0	0

INDIVIDUAL STATISTICS

Scoring

Player	td	fg	PAT				dxp	saf	pts
			kick	rush	rcv	pass			
Enock Gota	-	4-7	14-14	-	-	-	-	-	26
Chase Jenkins	4	-	-	-	-	-	-	-	24
Quinton Jackson	3	-	-	-	-	-	-	-	18
Drayden Dickmann	3	-	-	-	-	-	-	-	18
Aaron Turner	2	-	-	-	-	-	-	-	12
Daelen Alexander	2	-	-	-	-	-	-	-	12
Tyson Thompson	1	-	-	-	-	-	-	-	6
Landon Ransom-Goelz	1	-	-	-	-	-	-	-	6
Chase Allen	-	-	1-1	-	-	-	-	-	1
Total	16	4-7	15-15	0	0	0	0	0	123
Opponents	15	8-11	13-13	0	1	1	0	0	129

Field Goals

Player	fg	pct.	01-19	20-29	30-39	40-49	50-99	lg	blk
Enock Gota	4-7	57.1	0-0	0-0	1-1	3-4	0-2	49	0
Opponents	8-11	72.7	0-0	4-4	1-1	2-4	1-2	51	0

FG Sequence

Team Name	Rice	Opponents
Louisiana		(47),(51)
Houston	(42)	47
Prairie View	(49),54	(28)
Charlotte	55	(29),(25),(40),42
Navy	(35),(44)	50
Fla. Atlantic	47	(36),(26)

Numbers in (parentheses) indicate field goal was made

Total Offense

Player	g	plays	rush	pass	total	avg/g
Chase Jenkins	6	163	268	520	788	131.3
Quinton Jackson	6	92	481	0	481	80.2
Daelen Alexander	6	51	241	0	241	40.2
D'Andre Hardemann	5	32	120	0	120	24.0
Aaron Turner	6	16	109	0	109	18.2
Drew Devillier	3	7	1	39	40	13.3
Semaj Pierre	6	4	36	0	36	6.0
Tyson Thompson	6	5	27	0	27	4.5
Tyvonnn Byars	2	4	24	0	24	12.0
Carson Morgan	6	2	11	0	11	1.8
Patrick Crayton Jr.	1	2	8	0	8	8.0
Landon Ransom-Goelz	4	3	6	0	6	1.5
Drayden Dickmann	6	9	-11	0	-11	-1.8
Team	6	0	-3	0	-3	-0.5
Total	6	392	1318	559	1877	312.8
Opponents	6	382	916	1148	2064	344.0

Punting

Player	no.	yds	avg	lg	tb	fc	i20	50+	blk
Alex Bacchetta	28	1259	45.0	59	1	13	4	7	0
Team	1	20	20.0	0	0	0	0	0	1
Total	29	1279	44.1	59	1	13	4	7	1
Opponents	23	981	42.7	55	2	12	5	5	0

Kickoffs

Player	no.	yds	avg	tb	ob	retn	net	ydln
Enock Gota	24	1539	64.1	21	0			
Chase Allen	1	65	65.0	1	0			
Total	25	1604	64.2	22	0	3	40.2	24
Opponents	29	1693	58.4	13	0	9	39.2	25

INDIVIDUAL STATISTICS

All Purpose

Player	g	rush	rcv	pr	kr	ir	total	avg/g
Quinton Jackson	6	481	-6	0	102	0	577	96.2
Chase Jenkins	6	268	0	0	0	0	268	44.7
Daelen Alexander	6	241	0	0	0	0	241	40.2
Aaron Turner	6	109	126	0	0	0	235	39.2
Drayden Dickmann	6	-11	229	0	0	0	218	36.3
Tyson Thompson	6	27	66	16	60	0	169	28.2
D'Andre Hardemann	5	120	3	0	0	0	123	24.6
Landon Ransom-Goelz	4	6	63	0	0	0	69	17.3
Braylen Walker	2	0	49	0	0	0	49	24.5
Semaj Pierre	6	36	0	0	0	0	36	6.0
Tyvonn Byars	2	24	0	0	0	0	24	12.0
Carson Morgan	6	11	0	0	0	0	11	1.8
Payton Matthews	3	0	10	0	0	0	10	3.3
Ryan Guillo	2	0	9	0	0	0	9	4.5
Patrick Crayton Jr.	1	8	0	0	0	0	8	8.0
Plae Wyatt	6	0	0	0	0	7	7	1.2
David Kasemervisz	6	0	6	0	0	0	6	1.0
Artis Cole	4	0	4	0	0	0	4	1.0
Drew Devillier	3	1	0	0	0	0	1	0.3
Team	6	-3	0	0	0	0	-3	-0.5
Total	6	1318	559	16	162	7	2062	343.7
Opponents	6	916	1148	115	48	37	2264	377.3

INDIVIDUAL DEFENSIVE STATISTICS

Team Defense

			Tackles				Sacks	Pass defense			Fumbles		blkd	
##	Player	gp	ua	a	tot	tfl/yds	no-yds	int-yds	brup	qbh	fr-yds	ff	kick	saf
0	Andrew Awe	6	21	27	48	3.5-12	0.5-4	.	1
3	Ty Morris	6	21	20	41	7-29	2-20	.	1	.	1-0	2	.	.
4	Marcus Williams	6	25	8	33	3-15	.	.	5	.	.	1	.	.
9	Peyton Stevenson	6	13	15	28	2.5-4	.	1-0
26	Tony Anyanwu	6	16	9	25	4-18	3-17	.	.	1	1-0	1	.	.
7	Omari Porter	6	13	4	17	0.5-0	.	.	3
1	Michael Daley	4	7	8	15	4.5-19	4-19	.	2	2
75	Blake Boenisch	6	5	10	15	1-3	0.5-1	.	.	.	1-0	.	.	.
27	Jack Kane	4	7	8	15	.	.	1-0	2
6	Jo Chavez	6	4	8	12	0.5-1
12	Khary Crump	6	5	7	12	.	.	.	6
16	Chibby Nwajuaku	5	3	7	10	0.5-3	0.5-3	.	.	2
99	Chris Clark-Jolivet	6	5	5	10	1
2	Ejike Adele	4	4	4	8	1-4	.	.	.	2
96	Dillan Botts	6	3	5	8
25	Blaise Tita	6	5	3	8	2
57	Aquantis Clemmons	6	1	7	8	1.5-7	1-5
41	Plae Wyatt	6	4	3	7	1-2	.	1-7
15	Matthew Aribisala	4	2	4	6
8	Joseph Mutombo	5	2	4	6	1.5-13	1.5-13	.	1	1
5	Jerrick Harper	6	2	3	5
33	Luca Akirtava	3	2	2	4	2-10
20	Bailey Fletcher	1	3	.	3	1	.	.
45	Demone Green	6	2	1	3	0.5-3	0.5-3
54	Beau Barton	6	1	2	3
44	Cooper King	6	1	2	3	0.5-4	0.5-4
29	Daveon Hook	1	3	.	3
11	Sam Carrell	5	.	3	3	.	.	.	1
10	Moh Bility	3	2	.	2	.	.	.	1
51	Ethan Broughman	6	.	1	1
30	Carson Morgan	6	.	1	1
14	Ephraim Dotson	5	.	1	1
91	Alex Bacchetta	6	1	.	1
30	Elroyal Morris	2	.	1	1
27	D'Andre Hardemann	5	.	1	1
47	Ty Thames	6	1	.	1
36	Ahran Ogbor	4	1
	Totals	6	185	184	369	36-147	15-89	3-7	24	11	3-0	5	0	0
	Opponents	6	217	250	467	43-143	9-66	1-37	11	12	1-0	2	1	0

GAME-BY-GAME DEFENSIVE STATISTICS

Total Tackles

Player	S-A	Total	LA	UH	PVAM	CLT	Navy	FAU
Andrew Awe	21-27	48	4-2	3-4	2-3	6-5	3-6	3-7
Ty Morris	21-20	41	1-2	6-9	1-1	5-3	3-2	5-3
Marcus Williams	25-8	33	2-0	3-0	0-1	6-0	6-6	8-1
Peyton Stevenson	13-15	28	3-3	1-3	3-0	1-1	2-4	3-4
Tony Anyanwu	16-9	25	4-0	2-2	2-1	3-1	3-1	2-4
Omari Porter	13-4	17	3-0	2-0	1-0	2-1	2-1	3-2
Michael Daley	7-8	15	1-3	1-1	DNP	2-1	3-3	DNP
Jack Kane	7-8	15	2-0	3-8	2-0	-	DNP	DNP
Blake Boenisch	5-10	15	0-2	0-2	0-2	1-0	2-1	2-3
Khary Crump	5-7	12	2-1	0-3	1-1	2-0	0-2	-
Jo Chavez	4-8	12	-	-	1-0	2-4	0-1	1-3
Chris Clark-Jolivet	5-5	10	2-0	1-0	0-1	1-1	0-2	1-1
Chibby Nwajuaku	3-7	10	DNP	0-2	0-1	1-0	2-1	0-3
Blaise Tita	5-3	8	-	3-0	0-1	0-1	1-0	1-1
Ejike Adele	4-4	8	2-1	1-1	-	1-2	DNP	DNP
Dillan Botts	3-5	8	-	-	0-1	3-0	0-3	0-1
Aquantis Clemmons	1-7	8	0-3	-	-	0-2	1-1	0-1
Plae Wyatt	4-3	7	-	-	1-0	-	2-2	1-1
Joseph Mutombo	2-4	6	2-0	0-1	DNP	-	-	0-3
Matthew Aribisala	2-4	6	DNP	1-2	1-1	0-1	-	DNP
Jerrick Harper	2-3	5	-	0-1	1-1	-	0-1	1-0
Luca Akirtava	2-2	4	DNP	DNP	2-2	DNP	-	-
Bailey Fletcher	3-0	3	DNP	DNP	3-0	DNP	DNP	DNP
Daveon Hook	3-0	3	3-0	DNP	DNP	DNP	DNP	DNP
Demone Green	2-1	3	1-0	-	1-1	-	-	-
Cooper King	1-2	3	-	-	1-2	-	-	-
Beau Barton	1-2	3	-	-	1-2	-	-	-
Sam Carrell	0-3	3	DNP	-	0-2	0-1	-	-
Moh Bility	2-0	2	-	-	2-0	DNP	DNP	DNP
Ty Thames	1-0	1	-	-	1-0	-	-	-
Alex Bacchetta	1-0	1	-	-	-	-	-	1-0
Ephraim Dotson	0-1	1	0-1	DNP	-	-	-	-
D'Andre Hardemann	0-1	1	DNP	-	0-1	-	-	-
Elroyal Morris	0-1	1	-	0-1	DNP	DNP	DNP	DNP
Carson Morgan	0-1	1	-	-	-	-	0-1	-
Ethan Broughman	0-1	1	-	-	0-1	-	-	-

GAME-BY-GAME SACKS

Player	UA-A	Total	LA	UH	PVAM	CLT	Navy	FAU
Michael Daley	3-2	4	0.5-2	1-1	DNP	2.5-16	-	DNP
Tony Anyanwu	3-0	3	1-7	-	-	2-10	-	-
Ty Morris	2-0	2	-	1-3	-	1-17	-	-
Joseph Mutombo	1-1	1.5	1-12	0.5-1	DNP	-	-	-
Aquantis Clemmons	0-2	1	0.5-3	-	-	0.5-2	-	-
Andrew Awe	0-1	0.5	-	-	0.5-4	-	-	-
Chibby Nwajuaku	0-1	0.5	DNP	-	0.5-3	-	-	-
Cooper King	0-1	0.5	-	-	0.5-4	-	-	-
Demone Green	0-1	0.5	-	-	0.5-3	-	-	-
Blake Boenisch	0-1	0.5	-	0.5-1	-	-	-	-

Punt Returns

Player	No-Yds	LA	UH	PVAM	CLT	Navy	FAU
Tyson Thompson	5-16	1-3	1-11	2-4	-	-	1--2

Kick Returns

Player	No-Yds	LA	UH	PVAM	CLT	Navy	FAU
Quinton Jackson	6-102	2-37	2-42	-	-	1-0	1-23
Tyson Thompson	3-60	-	-	1-11	-	2-49	-

Interceptions Returns

Player	No-Yds	LA	UH	PVAM	CLT	Navy	FAU
Plae Wyatt	1-7	-	-	-	-	1-7	-
Peyton Stevenson	1-0	-	-	-	-	-	1-0
Jack Kane	1-0	1-0	-	-	-	DNP	DNP

Fumble Returns

Player	No-Yds	LA	UH	PVAM	CLT	Navy	FAU
Ty Morris	1-0	-	-	-	-	-	1-0
Tony Anyanwu	1-0	-	-	-	1-0	-	-
Blake Boenisch	1-0	1-0	-	-	-	-	-

GAME-BY-GAME PASSING STATISTICS

#4 Chase Jenkins	Comp	Att	Int	Pct	Yards	TD	Long	Sacked	Effic.
Louisiana	7	9	0	77.8	45	0	23	2-18	119.8
Houston	10	12	1	83.3	50	0	13	3-24	101.7
Prairie View	10	16	0	62.5	87	1	34	0-0	128.8
Charlotte	8	11	0	72.7	87	1	37	0-0	169.2
Navy	12	21	0	57.1	114	1	36	2-9	118.5
Fla. Atlantic	12	17	0	70.6	137	1	46	1-10	157.7
Totals	59	86	1	68.6	520	4	46	8-61	132.4

#5 Drew Devillier	Comp	Att	Int	Pct	Yards	TD	Long	Sacked	Effic.
Houston	1	1	0	100.0	1	0	1	0-0	108.4
Prairie View	2	3	0	66.7	27	1	22	1-5	252.3
Charlotte	1	1	0	100.0	11	0	11	0-0	192.4
Totals	4	5	0	80.0	39	1	22	1-5	211.5

GAME-BY-GAME RUSHING & RECEIVING STATISTICS

Rushing

Player	No-Yds/TD	LA	UH	PVAM	CLT	Navy	FAU
Quinton Jackson	92-481/3	22-119/1	15-52/0	9-42/1	12-80/0	15-60/0	19-128/1
Chase Jenkins	77-268/4	12--13/0	14-33/1	21-124/1	10-71/1	12-33/0	8-20/1
Daelen Alexander	51-241/2	15-74/0	10-55/0	7-20/0	10-73/2	3-6/0	6-13/0
D'Andre Hardemann	32-120/0	DNP	6-23/0	5-29/0	5-13/0	7-21/0	9-34/0
Aaron Turner	16-109/2	1-17/1	2-4/0	5-68/1	3-3/0	-	5-17/0
Drayden Dickmann	9--11/0	1--1/0	3--6/0	2--5/0	-	2-0/0	1-1/0
Tyson Thompson	5-27/0	1-6/0	2-14/0	1--1/0	1-8/0	-	-
Semaj Pierre	4-36/0	-	1-2/0	2-31/0	1-3/0	-	-
Tyvonn Byars	4-24/0	DNP	DNP	2-19/0	2-5/0	DNP	DNP
Landon Ransom-Goelz	3-6/0	1-7/0	-	-	2--1/0	DNP	DNP
Carson Morgan	2-11/0	-	-	2-11/0	-	-	-
Patrick Crayton Jr.	2-8/0	DNP	DNP	2-8/0	DNP	DNP	DNP
Drew Devillier	2-1/0	DNP	-	2-1/0	-	DNP	DNP

Receiving

Player	No-Yds/TD	LA	UH	PVAM	CLT	Navy	FAU
Drayden Dickmann	22-229/3	3-44/0	4-8/0	4-32/0	4-39/1	3-45/1	4-61/1
Aaron Turner	18-126/0	2-3/0	3-24/0	2-6/0	2-16/0	4-27/0	5-50/0
Landon Ransom-Goelz	6-63/1	-	1-11/0	3-46/1	2-6/0	DNP	DNP
Braylen Walker	6-49/0	DNP	DNP	DNP	DNP	4-33/0	2-16/0
Tyson Thompson	4-66/1	1-4/0	1-3/0	1-22/1	1-37/0	-	-
David Kasemervisz	2-6/0	-	1-1/0	1-5/0	-	-	-
Payton Matthews	1-10/0	DNP	DNP	-	DNP	-	1-10/0
Ryan Guillo	1-9/0	DNP	DNP	DNP	-	1-9/0	DNP
Artis Cole	1-4/0	-	1-4/0	-	DNP	-	DNP
D'Andre Hardemann	1-3/0	DNP	-	1-3/0	-	-	-
Quinton Jackson	1--6/0	1--6/0	-	-	-	-	-

CONVERSIONS AND TIME OF POSSESSION

3rd-Down Conversions

Date	Opponent	Score	Overall	1st Qtr	2nd Qtr	3rd Qtr	4th Qtr	Overtime
08/30/2025	at Louisiana	W 14-12	5-12 41.7	1-2 50.0	2-3 66.7	1-3 33.3	1-4 25.0	0-0 0.0
09/06/2025	Houston	L 9-35	4-15 26.7	0-3 0.0	2-5 40.0	0-2 0.0	2-5 40.0	0-0 0.0
09/13/2025	Prairie View	W 38-17	6-14 42.9	0-2 0.0	3-6 50.0	2-3 66.7	1-3 33.3	0-0 0.0
09/18/2025	at Charlotte	W 28-17	5-12 41.7	0-1 0.0	1-3 33.3	1-3 33.3	3-5 60.0	0-0 0.0
09/27/2025	at Navy	L 13-21	4-15 26.7	0-2 0.0	1-4 25.0	2-6 33.3	1-3 33.3	0-0 0.0
10/04/2025	Fla. Atlantic	L 21-27	10-16 62.5	3-5 60.0	2-5 40.0	4-4 100.0	1-2 50.0	0-0 0.0
Rice			34-84 40.5	4-15 26.7	11-26 42.3	10-21 47.6	9-22 40.9	0-0 0.0
Opponents			46-90 51.1	10-22 45.5	10-24 41.7	11-19 57.9	15-25 60.0	0-0 0.0

4th-Down Conversions

Date	Opponent	Score	Overall	1st Qtr	2nd Qtr	3rd Qtr	4th Qtr	Overtime
08/30/2025	at Louisiana	W 14-12	0-1 0.0	0-0 0.0	0-0 0.0	0-0 0.0	0-1 0.0	0-0 0.0
09/06/2025	Houston	L 9-35	0-2 0.0	0-0 0.0	0-1 0.0	0-0 0.0	0-1 0.0	0-0 0.0
09/13/2025	Prairie View	W 38-17	3-4 75.0	1-1 100.0	1-1 100.0	0-1 0.0	1-1 100.0	0-0 0.0
09/18/2025	at Charlotte	W 28-17	0-0 0.0	0-0 0.0	0-0 0.0	0-0 0.0	0-0 0.0	0-0 0.0
09/27/2025	at Navy	L 13-21	4-5 80.0	0-0 0.0	0-1 0.0	2-2 100.0	2-2 100.0	0-0 0.0
10/04/2025	Fla. Atlantic	L 21-27	0-1 0.0	0-1 0.0	0-0 0.0	0-0 0.0	0-0 0.0	0-0 0.0
Rice			7-13 53.8	1-2 50.0	1-3 33.3	2-3 66.7	3-5 60.0	0-0 0.0
Opponents			4-9 44.4	2-3 66.7	0-1 0.0	1-1 100.0	1-4 25.0	0-0 0.0

Time of Possession

Date	Opponent	Score	Overall	1st Qtr	2nd Qtr	3rd Qtr	4th Qtr	Overtime
08/30/2025	at Louisiana	W 14-12	36:24	04:41	13:45	06:29	11:29	00:00
09/06/2025	Houston	L 9-35	32:46	05:35	11:17	03:36	12:18	00:00
09/13/2025	Prairie View	W 38-17	36:22	08:09	10:51	07:15	10:07	00:00
09/18/2025	at Charlotte	W 28-17	30:12	06:24	04:59	09:34	09:15	00:00
09/27/2025	at Navy	L 13-21	26:31	03:32	05:18	11:30	06:11	00:00
10/04/2025	Fla. Atlantic	L 21-27	31:14	07:31	11:06	05:39	06:58	00:00
Rice			Total 193:29	35:52	57:16	44:03	56:18	00:00
			Avg. 32:15	05:59	09:33	07:21	09:23	00:00
Opponents			Total 166:31	42:09	44:43	38:35	41:04	00:00
			Avg. 27:45	07:01	07:27	06:26	06:51	00:00

TEAM GAME-BY-GAME STATISTICS

Date	Opponent	Rushing				Receiving				Passing				Kick Returns				Punt Returns				tot off
		no.	yds	td	lg	no.	yds	td	lg	cmp-att-int	yds	td	lg	no.	yds	td	lg	no.	yds	td	lg	
08/30/2025	at Louisiana	55	206	2	17	7	45	0	23	7-9-0	45	0	23	2	37	0	23	1	3	0	3	251
09/06/2025	Houston	53	177	1	17	11	51	0	13	11-13-1	51	0	13	2	42	0	23	1	11	0	11	228
09/13/2025	Prairie View	60	347	3	52	12	114	2	34	12-19-0	114	2	34	1	11	0	11	2	4	0	2	461
09/18/2025	at Charlotte	46	255	3	34	9	98	1	37	9-12-0	98	1	37	0	0	0	0	0	0	0	0	353
09/27/2025	at Navy	39	120	0	16	12	114	1	36	12-21-0	114	1	36	3	49	0	35	0	0	0	0	234
10/04/2025	Fla. Atlantic	48	213	2	68	12	137	1	46	12-17-0	137	1	46	1	23	0	23	1	-2	0	0	350
Rice		301	1318	11	68	63	559	5	46	63-91-1	559	5	46	9	162	0	35	5	16	0	11	1877
Opponents		214	916	8	65	92	1148	6	74	92-168-3	1148	6	74	3	48	0	28	10	115	0	36	2064

Rice Averages

Games	Avg/ rush	Avg/ catch	Pass effc	KR avg	PR avg	All purpose avg/game	Total offense avg/game
6	4.4	8.9	136.8	18.0	3.2	343.7	312.8

Date	Opponent	Tackles				Sacks	Fumble		Pass Defense			blkd	PAT attempts			off		
		ua	a	total	tfl-yds	no-yds	ff	fr-yds	int-yds	qbh	brup	kick	kick	rush	rcv	saf	t/o	pts
08/30/2025	at Louisiana	32	18	50	6.0-33	3-24	1	1-0	1-0	1	1	0	2-2	0	0	0	0	14
09/06/2025	Houston	27	40	67	5.0-11	3-6	0	0-0	0-0	0	6	0	0-0	0	0	0	0	9
09/13/2025	Prairie View	27	26	53	7.0-31	2-14	1	0-0	0-0	2	4	0	5-5	0	0	0	0	38
09/18/2025	at Charlotte	36	24	60	9.0-59	6-45	2	1-0	0-0	5	9	0	4-4	0	0	0	0	28
09/27/2025	at Navy	30	38	68	2.0-3	0-0	0	0-0	1-7	2	0	0	1-1	0	0	0	3	13
10/04/2025	Fla. Atlantic	33	38	71	7.0-10	1-0	1	1-0	1-0	1	4	0	3-3	0	0	0	0	21
Rice		185	184	369	36.0-147	15-89	5	3-0	3-7	11	24	0	15-15	0	0	0	3	123
Opponents		217	250	467	43.0-143	9-66	2	1-0	1-37	12	11	1	13-13	0	1	0	7	129

Date	Opponent	Punting										Field Goals			Kickoffs			
		no.	yds	avg	long	blkd	tb	fc	50+	i20	md-att	long	blkd	no.	yds	avg	tb	ob
08/30/2025	at Louisiana	6	256	42.7	56	0	0	2	1	2	0-0	0	0	3	195	65.0	3	0
09/06/2025	Houston	7	279	39.9	49	1	1	4	0	0	1-1	42	0	3	190	63.3	2	0
09/13/2025	Prairie View	1	51	51.0	51	0	0	0	1	0	1-2	49	0	7	455	65.0	6	0
09/18/2025	at Charlotte	6	272	45.3	55	0	0	4	2	0	0-1	0	0	5	325	65.0	5	0
09/27/2025	at Navy	5	231	46.2	51	0	0	2	2	1	2-2	44	0	3	195	65.0	3	0
10/04/2025	Fla. Atlantic	4	190	47.5	59	0	0	1	1	1	0-1	0	0	4	244	61.0	3	0
Rice		29	1279	44.1	59	1	1	13	7	4	4-7	49	0	25	1604	64.2	22	0
Opponents		23	981	42.7	55	0	2	12	5	5	8-11	51	0	29	1693	58.4	13	0

OPPONENT GAME-BY-GAME STATISTICS

Date	Opponent	Rushing				Receiving				Passing				Kick Returns				Punt Returns				tot		
		no.	yds	td	lg	no.	yds	td	lg	cmp	att	int	yds	td	lg	no.	yds	td	lg	no.	yds	td	lg	off
08/30/2025	at Louisiana	31	151	1	32	10	88	0	25	10	28	1	88	0	25	0	0	0	0	3	23	0	13	239
09/06/2025	Houston	38	204	3	54	15	188	1	74	15	22	0	188	1	74	1	28	0	28	1	2	0	2	392
09/13/2025	Prairie View	32	100	1	22	13	151	1	37	13	28	0	151	1	37	1	17	0	17	0	0	0	0	251
09/18/2025	at Charlotte	32	75	0	37	23	259	1	31	23	44	0	259	1	31	0	0	0	0	2	42	0	26	334
09/27/2025	at Navy	48	283	3	65	8	172	0	34	8	13	1	172	0	34	0	0	0	0	1	5	0	5	455
10/04/2025	Fla. Atlantic	33	103	0	12	23	290	3	55	23	33	1	290	3	55	1	3	0	3	3	43	0	36	393
Opponents		214	916	8	65	92	1148	6	74	92	168	3	1148	6	74	3	48	0	28	10	115	0	36	2064
Rice		301	1318	11	68	63	559	5	46	63	91	1	559	5	46	9	162	0	35	5	16	0	11	1877

Opponents Averages

Games	Avg/ rush	Avg/ catch	Pass effic	KR avg	PR avg	All purpose avg/game	Total offense avg/game
6	4.3	12.5	120.4	16.0	11.5	377.3	344.0

Date	Opponent	Tackles				Sacks		Fumble		Pass Defense			blkd	PAT attempts			off	
		ua	a	total	tfl-yds	no-yds	ff	fr-yds	int-yds	qbh	brup	kick	kick	rush	rcv	saf	t/o	pts
08/30/2025	at Louisiana	51	12	63	7.0-36	2-18	0	0-0	0-0	0	1	0	0	0-0	0	0	0	12
09/06/2025	Houston	34	58	92	8.0-40	3-24	1	1-0	1-37	0	1	1	5-5	0	0	0	7	35
09/13/2025	Prairie View	38	54	92	9.0-22	1-5	1	0-0	0-0	2	4	0	2-2	0	0	0	0	17
09/18/2025	at Charlotte	27	40	67	4.0-6	0-0	0	0-0	0-0	4	0	0	0-0	0	1	0	0	17
09/27/2025	at Navy	28	46	74	7.0-21	2-9	0	0-0	0-0	6	1	0	3-3	0	0	0	0	21
10/04/2025	Fla. Atlantic	39	40	79	8.0-18	1-10	0	0-0	0-0	0	4	0	3-3	0	0	0	0	27
Opponents		217	250	467	43.0-143	9-66	2	1-0	1-37	12	11	1	13-13	0	1	0	7	129
Rice		185	184	369	36.0-147	15-89	5	3-0	3-7	11	24	0	15-15	0	0	0	3	123

Date	Opponent	Punting										Field Goals			Kickoffs				
		no.	yds	avg	long	blkd	tb	fc	50+	i20	md-att	long	blkd	no.	yds	avg	tb	ob	
08/30/2025	at Louisiana	3	137	45.7	51	0	0	1	1	1	2-2	51	0	4	222	55.5	0	0	
09/06/2025	Houston	5	226	45.2	54	0	1	3	2	1	0-1	0	0	6	378	63.0	3	0	
09/13/2025	Prairie View	5	193	38.6	46	0	0	3	0	0	1-1	28	0	4	166	41.5	0	0	
09/18/2025	at Charlotte	5	222	44.4	50	0	0	4	1	1	3-4	40	0	5	325	65.0	5	0	
09/27/2025	at Navy	3	126	42.0	55	0	1	1	1	1	0-1	0	0	4	214	53.5	0	0	
10/04/2025	Fla. Atlantic	2	77	38.5	45	0	0	0	0	1	2-2	36	0	6	388	64.7	5	0	
Opponents		23	981	42.7	55	0	2	12	5	5	8-11	51	0	29	1693	58.4	13	0	
Rice		29	1279	44.1	59	1	1	13	7	4	4-7	49	0	25	1604	64.2	22	0	

RED ZONE

Rice Inside Opponent Red-Zone

Date	Opponent	Score	Times In RZ	Times Scored	Total Pts	TDs	Rush TDs	Pass TDs	FGs Made	Failed to score inside RZ					
08/30/2025	at Louisiana	W 14-12	3	2	14	2	2	0	0	0	1	0	0	0	0
09/06/2025	Houston	L 9-35	2	2	9	1	1	0	1	1	0	0	0	0	0
09/13/2025	Prairie View	W 38-17	2	2	14	2	2	0	0	0	0	0	0	0	0
09/18/2025	at Charlotte	W 28-17	3	3	21	3	2	1	0	0	0	0	0	0	0
09/27/2025	at Navy	L 13-21	2	2	10	1	0	1	1	1	0	0	0	0	0
10/04/2025	Fla. Atlantic	L 21-27	1	1	7	1	1	0	0	0	0	0	0	0	0
Totals 12 of 13 (92.3%)			13	12	75	10	8	2	2	2	1	0	0	0	0

Opponents Inside Rice Red-Zone

Date	Opponent	Score	Times In RZ	Times Scored	Total Pts	TDs	Rush TDs	Pass TDs	FGs Made	Failed to score inside RZ					
08/30/2025	Louisiana	W 14-12	0	0	0	0	0	0	0	0	0	0	0	0	0
09/06/2025	Houston	L 9-35	1	1	7	1	1	0	0	0	0	0	0	0	0
09/13/2025	Prairie View	W 38-17	3	3	17	2	1	1	1	1	0	0	0	0	0
09/18/2025	Charlotte	W 28-17	2	2	6	0	0	0	2	2	0	0	0	0	0
09/27/2025	Navy	L 13-21	3	3	21	3	3	0	0	0	0	0	0	0	0
10/04/2025	Fla. Atlantic	L 21-27	3	3	13	1	0	1	2	2	0	0	0	0	0
Totals 12 of 12 (100.0%)			12	12	64	7	5	2	5	5	0	0	0	0	0

PLAY BREAKDOWN

20-YARD PLUS PLAYS			
Yds	Type	Players	Opponent
68*	Rush	Quinton Jackson	Florida Atlantic
52*	Rush	Aaron Turner	Prairie View A&M
46*	Pass	Drayden Dickmann from Chase Jenkins	Florida Atlantic
37	Pass	Tyson Thompson from Chase Jenkins	Charlotte
36	Pass	Drayden Dickmann from Chase Jenkins	Navy
35	KR	Tyson Thompson	Navy
34*	Pass	Landon Ransom-Goelz from Chase Jenkins	Prairie View A&M
34*	Rush	Chase Jenkins	Charlotte
32	Pass	Aaron Turner from Chase Jenkins	Florida Atlantic
27	Rush	Daelen Alexander	Charlotte
26	Rush	Quinton Jackson	Charlotte
23	KR	Quinton Jackson	Louisiana
23	KR	Quinton Jackson	Houston
23	Pass	Drayden Dickmann from Chase Jenkins	Louisiana
23	Rush	Chase Jenkins	Charlotte
23	KR	Quinton Jackson	Florida Atlantic
22*	Pass	Tyson Thompson from Drew Devillier	Prairie View A&M
21	Rush	Chase Jenkins	Prairie View A&M
20	Pass	Aaron Turner from Chase Jenkins	Navy
20	Rush	Quinton Jackson	Florida Atlantic

* touchdown scored on play

LONG PLAYS BY THE NUMBERS								
Long Plays by Yards				No.	TD			
100+				0	0			
90-99				0	0			
80-89				0	0			
70-79				0	0			
60-69				1	1			
50-59				1	1			
40-49				1	1			
30-39				6	2			
20-29				11	1			
20+ Yard Plays by Type				No.	TD			
Rushing				8	3			
Passing				8	3			
Punt returns.....				0	0			
Kick returns.....				4	0			
Interceptions.....				0	0			
Fumble returns.....				0	0			
Other				0	0			
TOTAL.....				20	6			
20+ Yard Plays by Player								
Player	No.	TD	R	P	KR	PR	IR	FR
Quinton Jackson	6	1	3	0	3	0	0	0
Drayden Dickmann.....	3	1	0	3	0	0	0	0
Chase Jenkins	3	1	3	0	0	0	0	0
Tyson Thompson	3	1	0	2	1	0	0	0
Aaron Turner	3	1	1	2	0	0	0	0
Landon Ransom-Goelz.....	1	1	0	1	0	0	0	0
Daelen Alexander.....	1	0	1	0	0	0	0	0
TOTAL.....	20	6	8	8	3	0	0	0
LONGEST PLAYS OF THE YAR								
Rushing								
68 Quinton Jackson vs. Florida Atlantic (Oct. 4, 2025)								
Rushing Touchdown								
68 Quinton Jackson vs. Florida Atlantic (Oct. 4, 2025)								
Passing								
46 Drayden Dickmann from Chase Jenkins vs. Florida Atlantic (Oct. 4, 2025)								
Passing Touchdown								
46 Drayden Dickmann from Chase Jenkins vs. Florida Atlantic (Oct. 4, 2025)								
Punt Return								
11 Tyson Thompson vs. Houston (Sept. 6, 2025)								
Kick Return								
35 Tyson Thompson at Navy (Sept. 27, 2025)								
Interception Return								
7 Plae Wyatt at Navy (Sept. 27, 2025)								
Fumble Return								
None								
Field Goal Return								
None								
Punt								
59 Alex Bacchetta vs. Florida Atlantic (Oct. 4, 2025)								
Field Goal								
49 Enock Gota vs. Prairie View A&M (Sept. 13, 2025)								

GAME SEVEN AT UTSA



Aug. 30, 2025 • Our Lady of Lourdes Stadium (22,148) • Lafayette, La.

RAGIN' CAJUNS

RICE

LOUISIANA

LAFAYETTE, La. - Quinton Jackson rushed for a career-high 119 yards on 22 carries, and Rice earned a thrilling, 14-12 victory over Louisiana to give Head Coach Scott Abell his first victory.

Score by Quarters	1	2	3	4	F	
Rice Owls	0	14	0	0	14	Record: (1-0, 0-0)
Louisiana Ragin' Cajuns	3	3	6	0	12	Record: (0-1, 0-0)

Scoring Summary

1st	06:04 UL - Sterner 47-yd field goal
2nd	14:34 RICE - Jackson 1-yd run (Gota kick)
	03:38 RICE - Turner 17-yd run (Gota kick)
	00:26 UL - Sterner 51-yd field goal
3rd	01:45 UL - Howard 25-yd run (Howard pass failed)

	RICE	UL
FIRST DOWNS	18	16
Rushing	14	9
Passing	3	3
Penalty	1	4
Rushing Attempts	55	31
Yds Gained Rushing	239	184
Yds Lost Rushing	33	33
NET YDS RUSHING	206	151
NET YDS PASSING	45	88
Comp-Att-Int	7-9-0	10-28-1
TOTAL PLAYS-YDS	64-251	59-239
Fumbles-Lost	0-0	1-1
Penalties-Yards	8-90	6-44
Punts-Avg	6-42.7	3-45.7
Punt Ret-Yds-TD	1-3-0	3-23-0
KO Ret-Yds-TD	2-37-0	0-0-0
INT Ret-Yds-TD	1-0-0	0-0-0
Possession Time	36:24	23:36
Third Down Conv	5 of 12	7 of 15
Fourth Down Conv	0 of 1	0 of 2
Red Zone Scores-Att	2-3	0-0
Sacks-Yds	3-24	2-18
Field Goals	0-0	2-2

RUSHING: Rice - Quinton Jackson 22-119-1; Daelen Alexander 15-74; Aaron Turner 1-17-1; Landon Ranson-Goelz 1-7; Tyson Thompson 1-6; Drayden Dickmann 1-(-1); Team 2-(-3); Chase Jenkins 12-(-13). Louisiana - Bill Davis 11-58; Walker Howard 9-47-1; Zylan Perry 11-46.

PASSING: Rice - Chase Jenkins 7-9-0-45-0. Louisiana - Walker Howard 10-22-1-88-0; Daniel Beale 0-6-0-0-0.


RECEIVING: Rice - Drayden Dickmann 3-44; Aaron Turner 2-3; Tyson Thompson 1-4; Quinton Jackson 1-(-6). Louisiana - Shelton Sampson, Jr. 4-59; Bill Davis; 1-7; Jaydon Johnson 1-7; KeDarius Wade 1-6; Caden Jenson 1-4; Landon Strother 1-4; Zylan Perry 1-1.


INTERCEPTIONS: Rice - Jack Kane 1-0. Louisiana - None.


FUMBLES: Rice - None. Louisiana - Walker Howard 1-1.

SACKS: Rice - Joseph Mutombo 1.0-12; Tony Anyanwu 1.0-7; Michael Daley 1.0-5. Louisiana - Terrence Williams 1.0-13; Jaelen Crider 1.0-5.

TACKLES (UA-A): Rice - Andrew Awe 4-3; Peyton Stevenson 3-3; Tony Anyanwu 4-0; Michael Daley 2-2; Omari Porter 3-0; Daveon Hook 3-0; Khary Crump 2-1; Ejike Adele 2-1; Ty Morris 1-2; Joseph Mutombo 2-0; Marcus Williams 2-0; Chris Clark-Jolivet 2-0; Jak Kane 2-0; Aquantis Clemmons 1-1; Demone Green 1-0; Ephraim Dotson 0-1. Louisiana - Jaden Dugger 8-2; Terrence Williams 8-0; Jake St. Andre 6-0; Cameron Whitfield 3-2; Ashley Williams 4-0; Jalen Clark 3-1; Courtline Flowers 3-0; Caleb Kibodi 3-0; Tyree Skipper 3-0; Jordan Lawson 2-1; Lorenzell Dubose 2-0; Jaelen Crider 2-0; Trae Tomlinson 2-0; Kadarius Miller 1-1; Key'Savalyn Barnes 1-0; Avery Demery 1-0; Kody Jackson 1-0; Lance Williams 0-1.

Sept. 6, 2025 • Rice Stadium (30,116) • Houston, Texas						
	HOUSTON					35
	RICE					9
HOUSTON - Houston broke open a tightly fought contest with 21 fourth-quarter points to retain the Bayou Bucket with a 35-9 win over Rice on Saturday night at Rice Stadium.						
Score by Quarters	1	2	3	4	F	
Houston Cougars	0	7	7	21	35	Record: (2-0, 0-0)
Rice Owls	0	3	0	6	9	Record: (1-1, 0-0)
Scoring Summary						
2nd	09:20 RICE - Gota 42-yd field goal					
	00:40 UH - Connors 54-yd run (Sanchez kick)					
3rd	06:24 UH - Weigman 9-yd run (Sanchez kick)					
4th	14:53 UH - James 37-yd INT return (Sanchez kick)					
	09:02 RICE - Jenkins 3-yd run (Jenkins pass failed)					
	08:19 UH - Johnson 74-yd pass from Weigman (Sanchez kick)					
	03:40 UH - Connors 42-yd run (Sanchez kick)					
			UH	RICE		
FIRST DOWNS			14	16		
Rushing			8	12		
Passing			6	4		
Penalty			0	0		
Rushing Attempts			38	53		
Yds Gained Rushing			217	213		
Yds Lost Rushing			13	36		
NET YDS RUSHING			204	177		
NET YDS PASSING			188	51		
Comp-Att-Int			15-22-0	11-13-1		
TOTAL PLAYS-YDS			60-392	66-228		
Fumbles-Lost			1-0	1-1		
Penalties-Yards			2-23	1-10		
Punts-Avg			5-45.2	7-39.9		
Punt Ret-Yds-TD			1-2-0	1-11-0		
KO Ret-Yds-TD			1-28-0	2-42-0		
INT Ret-Yds-TD			1-37-1	0-0-0		
Possession Time			27:14	32:46		
Third Down Conv			9 of 16	4 of 15		
Fourth Down Conv			0 of 1	0 of 2		
Red Zone Scores-Att			1-1	2-2		
Sacks-Yds			3-24	3-6		
Field Goals			0-1	1-1		
RUSHING: Houston - Dean Connors 13-132-2; Stacy Sneed 9-36; Conner Weigman 10-23-1; DJ Butler 4-11; Zane Smith 1-5; Team 1-(-3). Rice - Daelen Alexander 10-55; Quinton Jackson 15-52; Chase Jenkins 14-33-1; D'Andre Hardeman 6-23; Tyson Thompson 2-14; Aaron Turner 2-4; Semaj Pierre 1-2; Drayden Dickmann 3-(-6).						
PASSING: Houston - Conner Weigman 15-22-0188-1. Rice - Chase Jenkins 10-12-1-50-0; Drew Devillier 1-1-0-1-0.						
RECEIVING: Houston - Stephon Johnson 1-74-1; Tanner Koziol 6-52; Amare Thomas 2-16; Mekhi Mews 1-16; Stacy Sneed 1-14; Luke McGary 2-13; Dean Connors 2-3. Rice - Aaron Turner 3-24; Landon Ransom-Goelz 1-11; Drayden Dickmann 4-8; Artis Cole 1-4; Tyson Thompson 1-3; David Kasemervisz 1-1.						
INTERCEPTIONS: Houston - Will James 1-37-1. Rice - None.						
FUMBLES: Houston - None. Rice - D'Andre Hardeman 1-1.						
SACKS: Houston - Eddie Walls 1.0-11; Corey Platt, Jr. 1.0-5; Slone Fotu 0.5-4; Brandon Mack 0.5-4. Rice - Ty Morris 1.0-3; Michael Daley 1.0-1; Blake Boenisch 0.5-1; Joseph Mutombo 0.5-1.						
TACKLES (UA-A): Houston - Latrell McCutchin, Sr. 6-5; Carlos Allen 3-6; Wrook Brown 2-6; Eddie Walls III 4-3; Jalen Garner 1-6; Kentrell Webb 5-1; Jordan Allen 4-2; Slone Fotu 0-6; Brandon Mack 1-3; Travis Buhake 1-3; Corey Platt, Jr. 1-3; Will James 1-2; Marc Stampley II 1-2; Khalil Laufau 1-2; Latreveon McCutchin 0-3; Johnsley Barbas 0-2; Chance Bryant 1-0; Blaeck Thompson 1-0; Keaney Parks 1-0; Carmycah Glass 0-1; Jesus Machado 0-1; Zelmar Vedder 0-1. Rice - Ty Morris 6-9; Jack Kane 3-8; Andrew Awe 3-4; Peyton Stevenson 1-3; Blaise Tita 3-0; Marcus Williams 3-0; Tony Anyanwu 1-2; Matthew Aribisala 1-2; Khary Crump 0-3; Omari Porter 2-0; Ejike Adele 1-1; Michael Daley 1-1; Blake Boenisch 0-2; Chibby Nwajuaku 0-2; Bailey Fletcher 1-0; Chris-Clark Jolivet 1-0; Joseph Mutombo 0-1; Cade McMillan 0-1; Elroyal Morris 0-1; Jerrick Harper 0-1.						

Sept. 13, 2025 • Rice Stadium (22,260) • Houston, Texas						
	PRAIRIE VIEW A&M					17
	RICE					38
HOUSTON - Chase Jenkins became the first Rice quarterback to rush for more than 100 yards since 2012, finishing with 124 yards and throwing for 87 more to lead Rice to a 38-17 win over Prairie View A&M at Rice Stadium on Saturday night.						
Score by Quarters	1	2	3	4	F	
Prairie View A&M Panthers	7	0	3	7	17	Record: (1-2, 1-0)
Rice Owls	7	17	7	7	38	Record: (2-1, 0-0)
Scoring Summary						
1st	08:34 PVAMU - Jones 12-yd pass from Carter (Webb kick)					
	02:28 RICE - Jenkins 3-yd run (Gota kick)					
2nd	11:47 RICE - Turner 52-yd run (Gota kick)					
	04:56 RICE - Jackson 1-yd run (Gota kick)					
	00:50 RICE - Gota 49-yd field goal					
3rd	12:19 RICE - Ransom-Goelz 34-yd pass from Jenkins (Gota kick)					
	02:41 PVAMU - Webb 28-yd field goal					
4th	05:40 RICE - Thompson 22-yd pass from Devillier (Allen kick)					
	01:41 PVAMU - Carter 5-yd run (Webb kick)					
			PVAMU		RICE	
FIRST DOWNS			18		28	
Rushing			7		19	
Passing			8		6	
Penalty			3		3	
Rushing Attempts			32		60	
Yds Gained Rushing			130		369	
Yds Lost Rushing			30		22	
NET YDS RUSHING			100		347	
NET YDS PASSING			151		114	
Comp-Att-Int			13-28-0		12-19-0	
TOTAL PLAYS-YDS			60-251		79-461	
Fumbles-Lost			1-0		2-0	
Penalties-Yards			7-54		6-58	
Punts-Avg			5-38.6		1-51.0	
Punt Ret-Yds-TD			0-0-0		2-4-0	
KO Ret-Yds-TD			1-17-0		1-11-0	
INT Ret-Yds-TD			0-0-0		0-0-0	
Possession Time			23:38		36:22	
Third Down Conv			7 of 15		6 of 14	
Fourth Down Conv			0 of 1		3 of 4	
Red Zone Scores-Att			3-3		2-2	
Sacks-Yds			1-5		2-14	
Field Goals			1-1		1-2	
RUSHING: Prairie View A&M - Tevin Carter 15-65-1; Lamagea McDowell 1-14; Tyler Nelson 1-11; Chase Bingmon 11-10; Jeremiah Aaron 1-3; Shadrick Byrd 2-2; Brandon Campbell 1-(-5). Rice - Chase Jenkins 21-124-1; Aaron Turner 5-68-1; Quinton Jackson 9-42-1; Semaj Pierre 2-31; D'Andre Hardemann 5-29; Daelen Alexander 7-20; Tyvonn Byars 2-19; Carson Morgan 2-11; Patrick Crayton, Jr. 2-8; Drew Deviller 2-1; Tyson Thompson 1-(-1); Drayden Dickmann 2-(-5).						
PASSING: Prairie View A&M - Tevin Carter 12-27-0-131-1; Cameron Peters 1-1-0-20-0. Rice - Chase Jenkins 10-16-0-87-1; Drew Deviller 2-3-0-27-1.						
RECEIVING: Prairie View A&M - Jyzaiah Rockwell 6-92; Travon Jones 1-12-1; Jeremiah Aaron 1-11; Cameron Bonner 1-11; Chase Bingmon 1-10; William Taylor 1-10; Brandon Campbell 1-6; Shadrick Byrd 1-(-1). Rice - Landon Ransom-Goelz 3-46-1; Drayden Dickmann 4-32; Tyson Thompson 1-22; Aaron Turner 2-6; David Kasemervisz 1-5; D'Andre Hardemann 1-3.						
INTERCEPTIONS: Prairie View A&M - None. Rice - None.						
FUMBLES: Prairie View A&M - Tevin Carter 1-0. Rice - Chase Jenkin 1-0; Tyson Thompson 1-0.						
SACKS: Prairie View A&M - Jayven Jackson 1.0-5. Rice - Cooper King 1.0-7; Andrew Awe 0.5-4; Chibby Nwajuaku 0.5-3.						
TACKLES (UA-A): Prairie View A&M - Darrell Starling 4-7; Kamren Amao 5-5; Trinity Ward 5-3; Eric Zachery 3-4; Travor Randle 2-5; Jayven Jackson 3-3; Jaylon Shelton 3-2; Mandel Eugene, Jr. 3-1; Josh Williamson 2-2; Malik Gucake 2-2; Molik Mason 1-3; Sterling Roberts 0-4; Premiere Whitley 0-3; Kennedy Parker 1-1; Skylon Jean-Louis 1-1; Matthew Moore 1-1; Nick Haynes 0-2; Joseph Alcala 1-0; Ashton Ojiauku 1-0; Shadrick Byrd 0-1; Jaberrek Hopkins 0-1; Jeremiah Aaron 0-1; DeAlo McGee 0-1. Rice - Andrew Awe 2-3; Luca Akirtava 2-2; Peyton Stevenson 3-0; Bailey Fletcher 3-0; Tony Anyanwu 2-1; Cooper King 2-1; Beau Barton 1-2; Jack Kane 2-0; Moh Bility 2-0; Matthew Aribisala 1-1; Ty Morris 1-1; Khary Crump 1-1; Jerrick Harper 1-1; Blaek Boenisch 0-2; Sam Carrell 0-2; Omari Porter 1-0; Demone Green 1-0; Jo Chavez 1-0; Ty Thames 1-0; Plae Wyatt 1-0; Dillan Botts 0-1; Marcus Williams 0-1; Chibby Nwajuaku 0-1; Chris Clark-Jolivet 0-1; D'Andre Hardemann 0-1; Ethan Broughman 0-1; Blaise Tita 0-1.						

Sept. 18, 2025 • Jerry Richardson Stadium (13,397) • Charlotte, N.C.						
	RICE					28
	CHARLOTTE					17
CHARLOTTE - Rice rushed for 255 yards, and Daelen Alexander scored two touchdowns, as the Owls knocked off Charlotte in both teams American Conference opener 28-17.						
Score by Quarters	1	2	3	4	F	
Rice Owls	7	7	7	7	28	Record: (3-1, 1-0)
Charlotte 49ers	3	6	0	8	17	Record: (1-3, 0-1)
Scoring Summary						
1st	08:51 CHA - Boyd 29-yd field goal					
	04:25 RICE - Dickmann 9-yd pass from Jenkins (Gota kick)					
2nd	07:55 CHA - Boyd 25-yd field goal					
	02:23 CHA - Boyd 40-yd field goal					
	01:18 RICE - 34-yd run (Gota kick)					
3rd	11:33 RICE - Alexander 13-yd run (Gota kick)					
	10:31 RICE - Alexander 1-yd run (Gota kick)					
4th	07:27 CHA - Nicholas 31-yd pass from Loftis (Nicholas pass from Loftis)					
			RICE		CHA	
FIRST DOWNS			17		22	
Rushing			11		5	
Passing			6		12	
Penalty			0		5	
Rushing Attempts			46		32	
Yds Gained Rushing			265		133	
Yds Lost Rushing			10		58	
NET YDS RUSHING			255		75	
NET YDS PASSING			98		259	
Comp-Att-Int			9-12-0		23-44-0	
TOTAL PLAYS-YDS			58-353		76-334	
Fumbles-Lost			0-0		2-1	
Penalties-Yards			7-82		5-43	
Punts-Avg			6-45.3		5-44.4	
Punt Ret-Yds-TD			0-0-0		2-42-0	
KO Ret-Yds-TD			0-0-0		0-0-0	
INT Ret-Yds-TD			0-0-0		0-0-0	
Possession Time			30:12		29:48	
Third Down Conv			5 of 12		8 of 18	
Fourth Down Conv			0 of 0		1 of 1	
Red Zone Scores-Att			3-3		2-2	
Sacks-Yds			6-45		0-0	
Field Goals			0-1		3-4	
RUSHING: Rice - Quinton Jackson 12-80; Daelen Alexander 10-73-2; Chase Jenkins 10-71-1; D'Andre Hardemann 5-13; Tyson Thompson 1-8; Tyvonn Byars 2-5; Aaron Turner 3-3; Semaj Pierre 1-3; Landon Ransom-Goelz 2-(-1). Charlotte - Rod Gainey, Jr. 8-51; Cameren Smith 7-28; Conner Harrell 3-22; Jariel Cobb 2-10; C.J. Stokes 3-(-1); Grayson Loftis 9-(-35).						
PASSING: Rice - Chase Jenkins 8-11-0-87-1; Drew Deviller 1-1-0-11-0. Charlotte - Grayson Loftis 15-31-0-186-1; Conner Harrell 8-13-0-73-0.						
RECEIVING: Rice - Drayden Dickmann 4-39-1; Aaron Turner 2-16; Tyson Thompson 1-37; Landon Ransom-Goelz 2-6. Charlotte - Javen Nicholas 5-93-1; Sean Brown 3-47; Gus McGee 3-31; Miles Burris 3-28; E. Jai Mason 4-24; Joseph Bears III 1-11; C.J. Stokes 1-11; Tai'r Brooks 1-9; Cameren Smith 3-1; Rod Gainey Jr., 1-1.						
INTERCEPTIONS: Rice - None. Charlotte - None.						
FUMBLES: Rice - None. Charlotte - C.J. Stokes 1-0; Grayson Loftis 1-1.						
SACKS: Rice - Michael Daley 2.5-16; Tony Anyanwu 2.0-10; Ty Morris 1.0-17; Aquantis Clemmons 0.5-2. Charlotte - None.						
TACKLES (UA-A): Rice - Andrew Awe 6-5; Ty Morris 5-3; Marcus Williams 6-0; Jo Chavez 2-4; Tony Anyanwu 3-1; Dillan Botts 3-0; Omari Porter 2-1; Michael Daley 2-1; Ejike Adele 1-2; Khary Crump 2-0; Chris Clark-Jolivet 1-1; Peyton Stevenson 1-1; Aquantis Clemmons 0-2; Blaek Boenisch 1-0; Chibby Nwajuaku 1-0; Sam Carrell 0-1; Matthew Aribisala 0-1; Blaise Tita 0-1. Charlotte - Randy Franklin 5-3; Shay Taylor 3-4; Reid Williford 2-4; CJ Clink-scales 4-1; Cary Grant 3-2; Gavin Willis 1-4; Caleb Curtain 2-2; Jaylon Johnson 1-3; Derrick Edwards 2-1; Kadin Schmitz 1-2; Jamarriion Solomon 1-2; Ja'Qurios Conley 2-0 ;Dwight Bootle II 1-1; Caleb Irving 0-2; Xavier Miles 1-0; Jorel Liverpool 0-1; Cheick Kaba 0-1; Jalar Holley 0-1; Curtis Simpson 0-1; Braden Mullen 0-1.						

GAME SEVEN AT UTSA



Sept. 27, 2025 • Navy-Marine Corps Memorial Stadium (28,873) • Annapolis, Md.

	RICE	13
	NAVY	21

ANNAPOLIS, MD. - After falling behind early to Navy, Rice made a late rally, scoring 10 points in the third quarter. But it was not enough, as the Owls saw their two-game win streak snapped Saturday afternoon, 21-13, at Navy-Marine Corps Memorial Stadium.

Score by Quarters	1	2	3	4	F	
Rice Owls	0	0	3	10	13	Record: (3-2, 1-1)
Navy Midshipmen	7	7	0	7	21	Record: (4-0, 3-0)

Scoring Summary

1st 07:04 NAVY - Hutchison 2-yd run (Kirkwood kick)
 2nd 14:56 NAVY - Horvath 8-yd run (Kirkwood kick)
 3rd 00:22 RICE - Gota 35-yd field goal
 4th 10:33 NAVY - Horvath 2-yd run (Kirkwood kick)
 07:05 RICE - Dickmann 3-yd pass from Jenkins (Gota kick)
 00:24 RICE - Gota 44-yd field goal

	RICE	NAVY
FIRST DOWNS	13	19
Rushing	7	11
Passing	5	8
Penalty	1	0
Rushing Attempts	39	48
Yds Gained Rushing	141	290
Yds Lost Rushing	21	7
NET YDS RUSHING	120	283
NET YDS PASSING	114	172
Comp-Att-Int	12-21-0	8-13-1
TOTAL PLAYS-YDS	60-234	61-455
Fumbles-Lost	0-0	0-0
Penalties-Yards	5-35	10-85
Punts-Avg	5-46.2	3-42.0
Punt Ret-Yds-TD	0-0-0	1-5-0
KO Ret-Yds-TD	3-49-0	0-0-0
INT Ret-Yds-TD	1-7-0	0-0-0
Possession Time	26:31	33:29
Third Down Conv	4 of 15	7 of 12
Fourth Down Conv	4 of 5	1 of 2
Red Zone Scores-Att	2-2	3-3
Sacks-Yds	0-0	2-9
Field Goals	2-2	0-1

RUSHING: Rice - Quinton Jackson 15-60; Chase Jenkins 12-33; D'Andre Hardemann 7-21; Daelen Alexander 3-6; Drayden Dickmann 20-0. **Navy** - Blake Horvath 21-110-2; Alex Tecza 11-104; Brandon Chatman 5-36; Eli Heidenreich 6-23; Jackson Gutierrez 2-6; Charles Robinson 1-3; Luke Hutchison 1-2; Team 1-(-1).

PASSING: Rice - Chase Jenkins 12-21-0-114-1. **Navy** - Blake Horvath 8-13-1-172-0.

RECEIVING: Rice - Drayden Dickmann 3-45-1; Braylen Walker 4-33; Aaron Turner 4-27; Ryan Guillo 1-9. **Navy** - Alex Tecza 3-53; Eli Heidenreich 2-44; Luke Hutchison 1-34; Brandon Chatman 1-26; Nathan Kent 1-15.

INTERCEPTIONS: Rice - Plae Wyatt 1-7. **Navy** - None.

FUMBLES: Rice - None. **Navy** - None.

SACKS: Rice - None. **Navy** - Luke Pirris 1.0-5; Griffen Willis 1.0-4.

TACKLES (UA-A): Rice - Marcus Williams 6-6; Andrew Awe 3-6; Michael Daley 3-3; Peyton Stevenson 2-4; Ty Morris 3-2; Tony Anyanwu 3-1; Plae Wyatt 2-2; Omari Porter 2-1; Chibby Nwajaku 2-1; Blake Boenisch 2-1; Dillan Botts 0-3; Aquantis Clemmons 1-1; Khary Crump 0-2; Chris Clark-Jolivet 0-2; Blaise Tita 1-0; Jo Chavez 0-1; Carson Morgan 0-1; Jerick Harper 0-1. **Navy** - MarcAnthony Parker 6-7; Seth English 4-2; Luke Pirris 3-2; Griffen Willis 2-3; Giuseppe Sessi 1-4; Adam Klenk 0-5; Job Grant 0-5; Kenneth McShan 2-2; Ira Oniha 1-3; Phillip Hamilton 3-0; Bryce Allen 2-1; Julien Moutome 1-2; Jaxson Campbell 1-2; Justin Ross 2-0; Landon Robinson 0-2; Gavin Noe 0-1; Maxwell Williams 0-1; Brandon Chatman 0-1; Toran Smith 0-1; Trent Gillis 0-1; Coleman Cauley 0-1.

Oct. 4, 2025 • Rice Stadium (22,999) • Houston, Texas

	FLORIDA ATLANTIC	27
	RICE	21

HOUSTON - Quinton Jackson rushed for a career-high 128 yards and Chase Jenkins ran for one touchdown and threw for another, but Florida Atlantic took a 27-21 win at Rice Stadium on Saturday night.

Score by Quarters	1	2	3	4	F	
Florida Atlantic Owls	14	3	7	3	27	Record: (2-3, 1-1)
Rice Owls	7	0	7	7	21	Record: (3-3, 1-2)

Scoring Summary

1st 13:34 RICE - Jackson 68-yd run (Gota kick)
 11:23 FAU - Kirch 30-yd pass from Veltkamp (Smith kick)
 06:57 FAU - Waseem 38-yd pass from Veltkamp (Smith kick)
 2nd 04:36 FAU - Smith 36-yd field goal
 3rd 04:44 RICE - Dickmann 46-yd pass from Jenkins (Gota kick)
 01:50 FAU - Kirch 2-yd pass from Veltkamp (Smith kick)
 4th 06:03 FAU - Smith 26-yd field goal
 03:19 RICE - Jenkins 2-yd run (Gota kick)

	FAU	RICE
FIRST DOWNS	20	18
Rushing	8	10
Passing	10	6
Penalty	2	2
Rushing Attempts	33	48
Yds Gained Rushing	109	230
Yds Lost Rushing	6	17
NET YDS RUSHING	103	213
NET YDS PASSING	290	137
Comp-Att-Int	23-33-1	12-17-0
TOTAL PLAYS-YDS	66-393	65-350
Fumbles-Lost	1-1	0-0
Penalties-Yards	6-55	4-54
Punts-Avg	2-38.5	4-47.5
Punt Ret-Yds-TD	3-43-0	1-(-2)-0
KO Ret-Yds-TD	1-3-0	1-23-0
INT Ret-Yds-TD	0-0-0	1-0-0
Possession Time	28:46	31:14
Third Down Conv	8 of 14	10 of 16
Fourth Down Conv	2 of 2	0 of 1
Red Zone Scores-Att	3-3	1-1
Sacks-Yds	1-10	0-0
Field Goals	2-2	0-0

RUSHING: Florida Atlantic - Xavier Terrell 20-69; Kaden Shields-Dutton 4-19; Gemari Sands 3-9; Caden Veltkamp 5-7; Team 1-(-1). **Rice** - Quinton Jackson 19-128-1; D'Andre Hardemann 9-34; Chase Jenkins 8-20-1; Aaron Turner 5-17; Daelen Alexander 6-13; Drayden Dickmann 1-1.

PASSING: Florida Atlantic - Caden Veltkamp 23-33-1-290-3. **Rice** - Chase Jenkins 12-17-0-137-1.

RECEIVING: Florida Atlantic - Easton Messer 11-110; Asaad Waseem 3-89-1; Michael Kirch 4-82-2; Jayshon Platt 2-6; Dom Henry 1-5; Gemari Sands 1-(-1); Xavier Terrell 1-(-1). **Rice** - Drayden Dickmann 4-61-1; Aaron Turner 5-50; Braylen Walker 2-16; Payton Matthews 1-10.

INTERCEPTIONS: Florida Atlantic - None. **Rice** - Peyton Stevenson 1-0.

FUMBLES: Florida Atlantic - Easton Messer 1-1. **Rice** - None.

SACKS: Florida Atlantic - Eric Brantley, Jr. 1.0-10. **Rice** - None.

TACKLES (UA-A): Florida Atlantic - Leon Hart, Jr. 5-5; Dillion Williams 4-4; Tyler Stolsky 4-4; Eric Brantley, Jr. 3-1; CJ Doggette, Jr. 2-2; Naejaun Barber 2-2; Jayden Sweeney 2-2; Chris Tooley III 2-2; Khari Johnson 1-3; Damarius McGhee 2-1; Gavench Marcelin 2-1; Wendol Philord 2-1; Wilky Denaud 1-2; Chris Keys, Jr. 0-3; Terez Reid 1-1; Char'quez Lee 1-1; Deshaun Batiste 1-1; Damon Allen 1-1; Kyle Boylston 1-0; Earl Miller, Jr. 1-0; Derrick Rogers, Jr. 1-0; Josh Roberts 0-1; Tyclean Luman 0-1; Zion Paret 0-1. **Rice** - Andrew Awe 3-7; Marcus Williams 8-1; Ty Morris 5-3; Peyton Stevenson 3-4; Tony Anyanwu 2-4; Omari Porter 3-2; Blake Boenisch 2-3; Jo Chavez 1-3; Joseph Mutombo 0-3; Chibby Nwajaku 0-3; Blaise Tita 1-1; Chris Clark-Jolivet 1-1; Plae Wyatt 1-1; Jerick Harper 1-0; Alex Bacchetta 1-0; Aquantis Clemmons 0-1; Dillan Botts 0-1.