

• 2025-26 UTSA ROADRUNNERS WOMEN'S BASKETBALL •

| UTSA vs. UNLV | Dec. 3 | Convocation Center | Orange Out

#CASHIN • #BIRDSUP • #LETSGO210

GO UTSA.COM



2025-26 SCHEDULE AND RESULTS

THE MATCHUP

HEAD-TO-HEAD

NOVEMBER

6	at Texas Tech (ESPN+)	L, 52-79
8	at Houston (ESPN+)	L, 48-52
13	Texas State (ESPN+)	W, 64-41
19	at UIW (ESPN+)	W, 74-57
24	vs. Auburn% (FloSports)	L, 42-59
26	vs. Grand Canyon% (FloSports)	W, 65-64

DECEMBER

3	UNLV (ESPN+)	6:30 p.m.
7	at Baylor (ESPN+)	2 p.m.
13	Prairie View A&M (ESPN+)	1 p.m.
15	Texas A&M-Kingsville (ESPN+)	11 a.m.
20	at Columbia (TBD)	1 p.m.
30	Tulane (ESPN+)*	1 p.m.

JANUARY

3	at Temple (ESPN+)*	1:30 p.m.
10	Charlotte (ESPN+)*	12 p.m.
13	at South Florida (ESPN+)*	6 p.m.
16	at Florida Atlantic (ESPN+)*	6 p.m.
20	East Carolina (ESPN+)*	6:30 p.m.
24	at Memphis (ESPN+)*	2 p.m.
27	North Texas (ESPN+)*	6:30 p.m.
31	Rice (ESPN+)*	1 p.m.

FEBRUARY

3	at UAB (ESPN+)*	6 p.m.
7	at Tulsa (ESPN+)*	2 p.m.
10	Temple (ESPN+)*	6:30 p.m.
14	South Florida (ESPN+)*	6:30 p.m.
21	at Wichita State (ESPN+)*	1 p.m.
24	at North Texas (ESPN+)*	6:30 p.m.

MARCH

1	Memphis (ESPNU)*	TBD
4	Tulsa (ESPN+)*	6:30 p.m.
7	at Rice (ESPN+)*	2 p.m.
10-14	American Championships (ESPN Networks)	TBD

• The UTSA women's basketball team is set to host UNLV on Wednesday, with a 6:30 p.m. start time at the Convocation Center.

• The Roadrunners (3-3, 0-0 American) split at last week's Hoopfest Women's Basketball Challenge, first falling to Auburn, 59-42, before besting Grand Canyon, 65-64, at the Comerica Center in Frisco.

• The Lady Rebels (4-3, 0-0 Mountain West), meanwhile, won both of their games at the UNLV Thanksgiving Turkey Tipoff, taking down Creighton, 76-67, and Northern Iowa, 62-56.

• Two of the Lady Rebels' three losses have come at the hands of Big 12 opponents, including a three-point defeat at the hands of Arizona State and a 62-54 loss to then-No. 7 Baylor.

• One of the most disciplined teams in the country, UNLV commits the ninth fewest fouls in the NCAA with 13.0 per game, and they excel at the charity stripe with a 77.7 free throw percentage ranking 34th.

• Jasmyyn Lott has played a significant role in their success at the free-throw line, ranking among four players who remain perfect on the year, going 19-for-19.

• She's second on the team with 13.3 points per game, sitting just behind Meadow Roland.

• Roland averages a double-double with 16.3 points and 10.1 rebounds each time out, and Aaliyah Alexander rounds out the double-digit scoring club with 12.0 points per game.

• Roland is also eighth nationally with four double-doubles, and is 27th with 14 blocks on the season.



Wednesday, Dec. 3 | 6:30 p.m. CT
San Antonio, Texas
UTSA vs. UNLV



57.5	POINTS PER GAME	67.9
58.7	OPP. POINTS PER GAME	66.3
41.3	REBOUNDS PER GAME	40.3
+8.5	REBOUNDING MARGIN	+3.3
36.7	FIELD GOAL PCT.	39.7
29.9	3-POINT PCT.	29.5
69.7	FREE THROW PCT.	77.7
10.8	ASSISTS PER GAME	12.0
23.0	TURNOVERS PER GAME	14.4
6.8	STEALS PER GAME	7.3
4.2	BLOCKED SHOTS PER GAME	3.0

UTSA Roadrunners

Overall Record.....	3-3
American Conference Record.....	0-0
Home Record.....	1-0
Away Record.....	1-2
Neutral Record.....	1-1

UNLV Lady Rebels

Overall Record.....	4-3
Mountain West Record.....	0-0
Home Record.....	4-1
Away Record.....	0-2
Neutral Record.....	0-0
UTSA All-Time vs UNLV.....	2-4
at UTSA.....	1-1
at UNLV.....	1-3
Current Streak.....	W1
Last.....	Dec. 8, 2012 - W, 61-46 at UTSA

WHERE TO WATCH: ESPN+

Play-by-Play: Jordy Fee-Platt
Analyst: Carlie Heineman
Reporter: Katie Goodman

GAME COVERAGE

Stats: goUTSA.com/wbbstats
Watch: goUTSA.com/wbblive
X (Twitter): @UTSAWBB

WHERE TO LISTEN: THE BULL 93.3

www.goutsa.com/wbbradio
Play-by-Play: Neal Raphael
The iHeartRadio app

PREVIOUS STARTERS (65-64 WIN VS GCU [AT HOOPFEST])



2
EREUNA
HARDAWAY
SR • PG • 5-8



11
JAYDA
HOLIMAN
JR • G • 5-6



4
DAMARA
ALLEN
SO • G • 5-10



21
CHEYENNE
ROWE
SR • F • 6-2



25
IDARA
UDO
JR • F • 6-1

All Times Central | Neutral Site Games in Italics

Hoopfest Women's Basketball Challenge % | American Games *

WE ARE UTSA

On Sept. 1, 2025, The University of Texas at San Antonio and UT Health San Antonio officially merged to become one institution. When referencing The University of Texas at San Antonio Athletics, please use the acronym **UTSA** and the nickname **ROADRUNNERS**. Please do not use Texas-San Antonio, UT-San Antonio or other variations. When referring to the university and not specifically to Athletics, UT San Antonio is acceptable.

QUICK FACTS

Institution Name..... The University of Texas at San Antonio (UTSA)
Location San Antonio, Texas
Founded 1969
Enrollment 38,200
Nickname Roadrunners
School Colors Navy Blue (PMS 289), Orange (PMS 1665), White
Arena (Capacity)..... Convocation Center (2,650)
Year Opened..... 1975
Conference..... American Conference
President..... T. Taylor Eighmy, Ph.D. (Tufts, 1980)
Vice President/Athletics Director..... Lisa Campos (Colorado State)
Athletic Department Phone..... 210.458.4161
Ticket Office Phone..... 210.458.UTSA (8872)

TEAM INFORMATION

2024-25 record 26-5
2024-25 American Conference Record 17-1
(Regular Season Champion)
Starters R/L 2/3
Letterwinners R/L 9/7
Newcomers 7

HISTORY

First year of basketball 1981-82
All-time record 587-643 (.477)
All-time conference record 270-298 (.476)
All-time Oil Country Athletic Conference record (OCAC) .16-2 (.889)
All-time Southland Conference record (SLC) 172-173 (.498)
All-time Western Athletic Conference record (WAC) 10-8 (.556)
All-time Conference USA record (CUSA)..... 53-110 (.325)
All-time American Conference Record (AMER) 27-9 (.750)
NCAA tournament appearances..... 2 (2008, 2009)
Conference Regular Season Championships..... 5
83-84 (OCAC) • 84-85 (OCAC) • 02-03 (SLC) • 08-09 (SLC) • 24-25 (AMER)
Conference Tournament Championships 2
2008 (SLC) • 2009 (SLC)
Postseason Tournament Appearances/Record..... 4/1-4 (.200)
2008 (NCAA) • 09 (NCAA) • 2024 (WNIT) • 2025 (WBIT)
NCAA Tournament Appearances/Record .2/0-2 (.000) - 2008 • 2009
Last NCAA Postseason Opponent/Result..... 2009
Lost to No. 2 seed Baylor, 87-82 OT
WNIT Tournament Appearances/Record 1/1-1 (.500) - 2024
Last WNIT Postseason Opponent/Result 2024
Lost to Wyoming, 80-64 in Second Round
WBIT Tournament Appearances/Record..... 1/0-1 (.000) - 2025
Last WBIT Postseason Opponent/Result..... 2025
Lost to Gonzaga, 57-51 in First Round

COACHING STAFF

Head Coach..... Karen Aston (Little Rock, 1986)
Record at UTSA (Fifth Season) 67-65 (.506)
Career record (18th Season)..... 352-211 (.625)
Associate Head Coach..... Cameron Miles
Assistant Coach Amber Gregg
Assistant Coach Chantel Govan
Assistant Coach Sophia Ramos
Assistant Coach Angel Almaguer
Director of Operations Kyra White
Graduate Assistant..... Samuel Limehouse

ATHLETICS COMMUNICATIONS

Assistant Director [WBB Contact] Ryan Smith
Smith's Email Address ryan.smith2@utsa.edu
Smith's Cell Phone 361.442.9600
Website..... goutsa.com

ROADRUNNER NOTES AND NEWS

WITH A WIN

- UTSA would extend their program-record home winning streak to 18 games.
- The 'Runners would be above .500 for the first time in the 2025-26 season.
- UTSA will have the program's first win over a Mountain West team since besting UNLV, 61-46 on Dec. 8, 2012 (Only game between UTSA and a Mountain West squad since was a 62-50 defeat at Hawaii on Nov. 22, 2019).

LAST TIME OUT

- The Roadrunners (3-3, 0-0 American) split at last week's Hoopfest Women's Basketball Challenge, first falling to Auburn, 59-42, before besting Grand Canyon, 65-64, at the Comerica Center in Frisco.
- Senior Cheyenne Rowe was stellar at the event, averaging 16.5 points per game and 7.0 rebounds per game to go with two assists, two blocks and a steal.
- She scored 13 with seven boards against the Tigers, before a 20-point, seven-rebound performance against the Lopes.
- Ten of her 20 points against GCU came in the fourth quarter, as she sparked a comeback that erased a 10-point deficit with under four minutes remaining.

CANADIAN QUEEN

- Ajax, Ontario native and UTSA senior Cheyenne Rowe has been on fire to start the season, averaging a team-high 13.7 points per game and a squad-best 7.5 rebounds per game across the first six contests.
- She's reached a new career-high in points in three of her last four contests, including a 20 points outburst against Grand Canyon at the Hoopfest Women's Basketball Challenge.
- Rowe has scored in double-figures in five of six games to start the season, including a 10-point, 11-rebound double-double against Houston.
- She also paced the squad with 16 points in a Battle of I-35 against Texas State, and charted 17 in the Hometown Showdown against UIW.

NOTE PAD

2025-26 WOMEN'S BASKETBALL ROSTER

#	Name	Pos	Ht	Yr.	Hometown • High School / Previous School
0	Sema Udo	F	6-0	Fr.-NEW	Plano, Texas / Plano East HS
1	Siena Guttadauro	G	5-6	R-Jr.-3L	San Jose, Calif. / Archbishop Mitty HS
2	Ereauna Hardaway	PG	5-8	Sr.-TR	Jonesboro, Ark. / Jonesboro HS / North Texas
3	Saher Alizada	G	5-10	Jr.-TR	Montreal, Canada / E.S. Saint-Laurent / South Plains College
4	Damara Allen	G	5-10	So.-1L	Aurora, Colo. / Cherokee Trail HS
5	Mia Hammonds	G	6-3	So.-1L	Cibola, Texas / Steele HS
7	Nyayongah Gony	F	6-4	R-Sr.-1L	Lincoln, Neb. / Lincoln HS / Miami (Fla.) / Mississippi State
10	Sanaa Bean	F	6-3	Fr.-NEW	New Orleans, La. / Edna Karr HS
11	Jayda Holiman	PG	5-6	Jr.-TR	McAlester, Okla. / McAlester HS / UTRGV
13	Taylor Ross	F	6-1	So.-1L	San Antonio, Texas / Brennan HS
14	Marie Han	G	5-3	So.-TR	Austin, Texas / Vista Ridge HS / Fort Scott CC
16	Adriana Robles	PG	5-5	Fr.-NEW	Arecibo, Puerto Rico / Fossil Ridge HS
20	Maya Linton	F	6-0	Sr.-3L	Duncanville, Texas / Duncanville HS
21	Cheyenne Rowe	F	6-2	Sr.-2L	Ajax, Ontario / Bill Crothers Secondary School / JMU
25	Idara Udo	F	6-1	Jr.-2L	Plano, Texas / Plano East HS
33	Emilia Dannebauer	F/C	6-4	So.-1L	Berlin, Germany / Sportgymnasium Chemnit

UTSA RECORD WHEN...

Category	H	R	N	O
Overall	1-0	1-2	1-1	3-3
Conference	0-0	0-0	0-0	0-0
Non-Conference	1-0	1-2	1-1	3-3
Overtime	0-0	0-0	0-0	0-0
Double Overtime	0-0	0-0	0-0	0-0
Top-10 Opponents	0-0	0-0	0-0	0-0
Top-25 Opponents	0-0	0-0	0-0	0-0
Receiving Votes	0-0	0-0	0-0	0-0
Wear White	1-0	0-0	0-1	1-1
Wear Orange	0-0	0-1	0-0	0-1
Wear Navy	0-0	1-1	1-0	2-1
In November	1-0	1-2	1-1	3-3
In December	0-0	0-0	0-0	0-0
In January	0-0	0-0	0-0	0-0
In February	0-0	0-0	0-0	0-0
In March	0-0	0-0	0-0	0-0
Lead at Half	1-0	1-0	1-0	3-0
Trial at Half	0-0	0-1	0-1	0-2
Tied at Half	0-0	0-1	0-0	0-1
Decided by 1-4 Points	0-0	0-1	1-0	1-1
Decided by 5-9 Points	0-0	0-0	0-0	0-0
Decided by 10+ Points	1-0	1-1	0-1	2-2
Scoring 80+	0-0	0-0	0-0	0-0
Scoring 70-79	0-0	1-0	0-0	1-0
Scoring 60-69	1-0	0-0	1-0	2-0
Scoring 50-59	0-0	0-1	0-0	0-1
Scoring 0-49	0-0	0-1	0-1	0-2
Opp. Scoring 80+	0-0	0-0	0-0	0-0
Opp. Scoring 70-79	0-0	0-1	0-0	0-1
Opp. Scoring 60-69	0-0	0-0	1-0	1-0
Opp. Scoring 50-59	0-0	1-1	0-1	1-2
Opp. Scoring 0-49	1-0	0-0	0-0	1-0
FG 50% or Higher	0-0	1-0	0-0	1-0
FG 40-49.9%	1-0	0-0	0-0	1-0
FG 39.9% or Lower	0-0	0-2	1-1	1-3
Opp. FG 50% or Higher	0-0	0-0	0-0	0-0
Opp. FG 40-49.9%	0-0	0-1	1-1	1-2
Opp. FG 39.9% or Lower	1-0	1-1	0-0	2-1
Better FG% than Opp.	1-0	1-1	0-0	2-1
FG% is Equal	0-0	0-0	0-0	0-0
Opp. Better FG%	0-0	0-1	1-1	1-2
FT 80% or Higher	0-0	0-0	1-0	1-0
FT 70-79.9%	0-0	1-1	0-0	1-1
FT 69.9% or Lower	1-0	0-1	0-1	1-2
Opp. FT 80% or Higher	0-0	0-0	1-0	1-0
Opp. FT 70-79.9%	0-0	0-0	0-1	0-1
Opp. FT 69.9% or Lower	1-0	1-2	0-0	2-2
Better FT% than Opp.	1-0	1-1	1-0	3-1
FT% is Equal	0-0	0-0	0-0	0-0
Opp. Better FT%	0-0	0-1	0-1	0-2
Outrebounding Opp.	1-0	1-2	1-0	3-2
Rebounds are Equal	0-0	0-0	0-0	0-0
Outrebounded by Opp.	0-0	0-0	0-1	0-1
More Assists than Opp.	1-0	0-1	0-0	1-1
Assists are Equal	0-0	0-0	0-0	0-0
Fewer Assists than Opp.	0-0	1-1	1-1	2-2
Fewer TO than Opp.	0-0	0-0	0-0	0-0
Turnovers are Equal	0-0	0-0	0-0	0-0
More TO than Opp.	1-0	1-2	1-1	3-3
4+ in Double Figures	0-0	1-0	0-0	1-0
3 in Double Figures	0-0	0-2	1-0	1-2
2 in Double Figures	1-0	0-0	0-1	1-1
1 in Double Figures	0-0	0-0	0-0	0-0
Bench Scores More	1-0	0-0	0-1	1-1
Bench Points are Equal	0-0	0-0	0-0	0-0
Opp. Bench Scores More	0-0	1-2	1-0	2-2
More Fast Break Points	1-0	0-0	0-0	1-0
Fast Break Points are Equal	0-0	1-0	0-0	1-0
Fewer Fast Break Points	0-0	0-2	1-1	1-3
More Points in Paint	1-0	1-1	0-0	2-1
Points in Paint Equal	0-0	0-0	0-0	0-0
Fewer Points in Paint	0-0	0-1	1-1	1-2
Highest Scoring Quarter	10 21.2x / November 19, 2025 at UIW			
2Q	20 / November 19, 2025 at UIW			
3Q	20 / November 19, 2025 at UIW			
4Q	25 / November 26, 2025 vs Grand Canyon			
Lowest Scoring Quarters	10 11.2x / November 24, 2025 vs Auburn			
2Q	12.2x / November 26, 2025 vs Grand Canyon			
3Q	7 / November 24, 2025 vs Auburn			
4Q	11 / November 24, 2025 vs Auburn			
Opponent Highest Scoring Quarters	10 20 / November 19, 2025 at UIW			
2Q	17 / November 6, 2025 at Texas Tech			
3Q	19 / November 19, 2025 at UIW			
4Q	28 / November 6, 2025 at Texas Tech			
Opponent Lowest Scoring Quarters	10 12 / November 13, 2025 vs Texas State			
2Q	9 / November 19, 2025 at UIW			
3Q	6 / November 13, 2025 vs Texas State			
4Q	9 / November 19, 2025 at UIW			
Largest Halftime & Final Score	Half 41 / November 19, 2025 at UIW			
Final	74 / November 19, 2025 at UIW			
Lowest Halftime & Final Score	Half 24 / November 24, 2025 vs Auburn			
Final	42 / November 24, 2025 vs Auburn			
Opponent Largest Halftime & Final Score	Half 34 / November 6, 2025 at Texas Tech			
Final	79 / November 6, 2025 at Texas Tech			
Opponent Lowest Halftime & Final Score	Half 23 / November 26, 2025 vs Grand Canyon			
Final	41 / November 13, 2025 vs Texas State			

NOTES AND NEWS CONT.

COMEBACK KIDS

- The UTSA women's basketball team erased a 10-point deficit with under four minutes in the fourth quarter, as the 'Runners took down Grand Canyon, 65-64, in a thrilling finale at the Hoopfest Women's Basketball Challenge on Nov. 26.
- The Roadrunners bested the Lopes, after a three-pointer for GCU saw a 57-47 lead with 3:32 remaining in the contest.
- Junior Jayda Holiman then sparked the comeback, connecting from range, and senior Cheyenne Rowe went 2-for-2 from the charity stripe to keep UTSA in the fight.
- After two free throws for the Lopes, Rowe hit from beyond the arc, and sophomore Emilia Dannebauer sunk two freebies to pull within two with 56 ticks remaining. GCU hit a three, and classmate Damara Allen matched to keep things close.
- Two more free throws followed for the Lopes, but Rowe nailed a triple from the top of the key for a 64-63 score line, still favoring GCU.
- Sophomore Mia Hammonds intercepted a pass and got the ball to Rowe, who was fouled with seven seconds remaining.
- With ice in her veins, she nailed both free throws, and stifling defense cemented the victory for UTSA.
- Rowe logged a new career-high in scoring with 20 points – 10 of which came in the fourth quarter – and she also snagged seven rebounds.
- UTSA finished the matchup 16-of-17 from the free-throw line and shot 60% from beyond the arc.

THE BETTER BIRD

- Four scored in double-figures as the UTSA women's basketball team took down UIW, 74-57 in the Hometown Showdown on Nov. 19 at the McDermott Center.
 - The Roadrunners bested the Cardinals with senior Cheyenne Rowe posting 17 points for a career-high in back-to-back games.
 - Junior Idara Udo logged an 11-point, 13-rebound double-double, and senior Ereauna Hardaway charted 15 points with four rebounds, three assists, and a block.
 - Freshman Adriana Robles scored 11 for her collegiate-best, helping UTSA shoot 52% from the field to UIW's 38%.
- The 'Runners snagged 21 more rebounds and recorded 10 more second-chance points than the Cardinals.

WON THE BATTLE FOR I-35

- UTSA took down rivals Texas State 64-41 at the Convocation Center on Nov. 13, 2025
- Senior Cheyenne Rowe and sophomore Mia Hammonds led the way, each scoring 16 points, and Rowe was named an American Conference Player of the Week Honorable Mention after registering eight rebounds, and four assists.
- The win marked the first time since 2013 that the Roadrunners claimed back-to-back Battle for I-35s, and the first in the Convocation Center since 2016.

TITLE DEFENSE

- Following an American Conference Regular Season Championship, the Roadrunners were slotted second in the American Coaches' Preseason Poll, receiving one first-place vote.
- UTSA went 17-1 in league play a season ago, and a reloaded lineup will look to repeat as conference champions with Preseason All-Conference First Team selection Idara Udo leading the way.
- UTSA was awarded 119 points, slotting them behind South Florida for the top spot in the preseason poll.
- The Bulls secured 11 first-place votes and a total of 132 points and Rice rounds out the top three with 113 and one first-place vote.

CASH IN TRACKER

For the past three seasons, the UTSA women's basketball team has honored their Player of the Game with the prestigious Cash In Chain. This is not always the person who stuffs the stats sheet or is the leading scorer, but the one who had the most impact on the game, be it a double-double or a big momentum-shifting shot. The person who wins the chain does it until the next game when Director of Basketball Performance Carl Austin III reclaims it before redistributing it to whoever helps the squad

"Cash In"

NOVEMBER

6	at Texas Tech	Idara Udo
8	at Houston	Cheyenne Rowe
13	Texas State	Cheyenne Rowe
19	at UIW	Idara Udo
24	vs. Auburn%	Jayda Holiman
26	vs. Grand Canyon%	Cheyenne Rowe

DECEMBER

3	UNLV
7	at Baylor
13	Prairie View A&M
15	Texas A&M-Kingsville
20	at Columbia
30	Tulane *

JANUARY

3	at Temple *
10	Charlotte *
13	at South Florida *
16	at Florida Atlantic *
20	East Carolina *
24	at Memphis *
27	North Texas *
31	Rice *

FEBRUARY

3	at UAB *
7	at Tulsa *
10	Temple *
14	South Florida *
21	at Wichita State *
24	at North Texas *

MARCH

1	Memphis*
4	Tulsa *
7	at Rice *

BREAKDOWN

Cheyenne Rowe	3
Idara Udo	2
Jayda Holiman	1

NOTES AND NEWS CONT.

QUEENS OF THE CONVO

- After taking down Texas State, 64-41 on Nov. 13, 2025 UTSA has won 17 straight in the Convocation Center, extending their program record.
- 17 consecutive home wins represents the 10th longest active streak in NCAA Division I women's basketball.
- UTSA finished the 2024-25 campaign 13-0 inside The Convo, going undefeated at home for the first time since the 1984-85 season that went 9-0.
- Previously, the record for consecutive home wins was 11 games, spanning Jan. 9, 2002-Nov. 28, 2003.
- Dating back to Feb. 25, 2024 the Roadrunners have been dominant at home, securing wins over Florida Atlantic, Rice, Northern Colorado, UTRGV, Texas A&M-Corpus Christi, Sam Houston, UT Arlington, UAB, Rice, Wichita State, Tulsa, Temple, North Texas, East Carolina, Memphis, and Texas State without falling.
- The 'Runners picked up crucial victories along the way, including an 80-62 2025 WNIT Opening Round win over Northern Colorado that was the first National Postseason victory in program history, and the squad cut down the nets to celebrate the 2024-25 American Regular Season Championship against the Owls on Mar. 1, 2025.

ALL ABOARD THE ASTON EXPRESS

- Head Coach Karen Aston inherited a 2-18 squad in 2021 and never looked back, as the team looks to make the NCAA Tournament for the first time since 2009.
- Aston, who entered the season with a career record of 349-208 (.627), had gone 64-62 (.508) at UTSA across four seasons, improving from a 7-23 mark in 2021-22, to 13-19 in 2022-23, 18-15 in 2023-24 and 26-5 in 2024-25.
- Aston was one of 20 coaches named to the 2026 Kathy Delaney-Smith Mid-Major Coach of the Year Award Preseason Watch List ahead of the campaign
- Under her tutelage, the Roadrunners reached a national postseason tournament for the second consecutive season in 2025 after receiving an automatic berth into the WBIT.
- The selection came after a historic 26-4 season, including a 17-1 mark in conference play and an American Regular Season Championship.
- UTSA's win total and conference win total both represented program records, and the Runners went 13-0 at home, finishing undefeated for the first time since the 1984-85 campaign, which saw the squad go 9-0 in the Convocation Center.
- UTSA picked up its first-ever postseason victory in 2024, taking down Northern Colorado in the Convocation Center in the First Round of the WNIT.

THE ENFORCER

- Junior forward Idara Udo who is nicknamed 'The Enforcer' around UTSA was chosen for the Preseason All-Conference First Team
- After making Second-Team All-Conference en route to the 2024-25 title, Udo was recognized, marking back-to-back seasons that a Roadrunner was chosen for the preseason squad after Jordyn Jenkins accomplished the feat a year ago.
- Last season, Udo was the top offensive rebounder in the league, with 67 boards across league play, and she secured 7.6 rebounds per game, ranking 9th in the American.
- She maintained a 73.8% clip from the charity stripe, slotting her eighth on the league leader board and swatted 17 shots for the 14th-most across the league, all while anchoring its top defense.

'RUNNERS IN THE RANKINGS

- The Roadrunners ended the 2024-25 campaign with a NET ranking of 66 is the program's highest ranking to conclude a regular season since NET rankings began.
- UTSA ranked inside the top 25 on the NCAA leader board in several categories sitting ninth in rebound margin (9.4), 11th in offensive rebounds per game (15.8), 12th in winning percentage (.897), 22nd in scoring defense (55.9), 23rd in rebounds per game (40.7) and 24th in field goal percentage defense (36.8).

NOTES AND NEWS CONT.

BACK IN ACTION

- UTSA returns a pair of regular starters in Idara Udo and Maya Linton, as well as Siena Guttadauro, Damara Allen, Mia Hammonds, Nyayongah Gony, Taylor Ross, Cheyenne Rowe and Emilia Dannebauer.
- Udo started all 31 games for the Roadrunners, en route to Second-Team All-Conference honors, thanks to 25 blocks, 24 steals, and an average of 8.7 points per game at a 42.0% clip.
- Linton played a major role defensively, tallying 26 starts, while Allen started six times and Rowe one.

NOTABLE NEWCOMERS

- UTSA added seven to the squad, including transfer pieces in Ereauna Hardaway (North Texas), Saher Alizada (South Plains College), Jayda Holiman (UTRGV) and Marie Han (Fort Scott CC).
- Hardaway was been a standout performer for North Texas, serving as a starting point guard the past three seasons, and helping the Mean Green to a Co-American Conference Regular-Season Championship in 2023-24.
- Alizada heads to UTSA after helping South Plains to a 2024-25 Western Junior College Athletic Conference Championship and a 26-5 overall record, scoring 6.7 points per game.
- Holiman will represent the 'Runners after a pair of seasons at UTRGV, where she made the Western Athletic Conference All-Freshman Team in a season that featured eight double-digit scoring performances.
- Han comes from Fort Scott CC, where she made 18 starts, averaging 5.1 points per game, including a career-high 16 against Haskell Indian Nations University.
- True freshmen Sema Udo, Sanaa Bean and Adriana Robles round out the squad.

BIG SHOES TO FILL

- The Roadrunners will have to replace critical members of the squad, as the 2024-25 Conference Player of the Year, Jordyn Jenkins, and 2024-25 Newcomer of the Year Nina De Leon Negron have entered the professional ranks.
- Jenkins, became the first Roadrunner to sign a WNBA contract after inking a training camp deal with the Las Vegas Aces -- she is currently a free agent.
- Also a First Team All-Conference pick, she led the league, averaging 18.8 PPG at a 47.6% clip to go with 6.9 RPG and 34 blocks.
- In her first season at UTSA, she was the Conference USA Player of the Year and Newcomer of the Year in 2022-23, scoring a program-record 659 points across the campaign.
- De Leon Negron, meanwhile, shined in her first season at UTSA and was also chosen for the all-newcomer team and second-team all-conference.
- After transferring from UIW for her final season, she posted the second-most assists in the league, averaging 5.06 per game and is currently with POLLITAS DE ISABELA in her native Puerto Rico, where she was named the leagues Rookie of the Year.
- The 'Runners will also have to replace a third starter in Sidney Love, who transferred to Texas Tech for her senior season.

ON THE STAFF

- UTSA has some fresh faces and new roles on the 2025-26 women's basketball staff, with Head Coach Karen Aston tabbing Cameron Miles as her newest Associate Head Coach following Jamie Carey's departure to Omaha as the head coach.
- Miles has spent the past four seasons as an assistant on the staff, with primary responsibilities in scouting and the post players.
- UTSA alumnus Amber Gregg enters her first season at UTSA, after starring in the Convocation Center as a player from 2007-11.
- She led the 'Runners to a Southland Conference regular-season title in 2008-09, as well as back-to-back SLC Tournament Championships and NCAA Tournament appearances in 2007-08 and 2008-09.
- Gregg isn't the only former Roadrunner on the bench, with Chantel Govan in her fourth season as Assistant Coach/Recruiting Coordinator and Kyra White in her first as Director of Operations.
- After receiving a community nutrition certificate from UTSA in May 2024, White spent 2024-25 competing professionally for Fr. Mathews Basketball Club in the Irish Super League, where she averaged 14.8 points, 5.9 rebounds and 3.6 assists.
- Angler Almaguer and Sophia Ramos are each entering their third season on the staff and Samuel Limehouse was brought on as a Graduate Assistant.
- Jiana Hook is in her first season with women's basketball as an Associate Athletic Trainer, after spending the past five seasons with the men's program.
- Former UTSA football standout Carl Austin III is in his fifth season as the women's basketball Sports Performance Coach.

CASHING IN

- For the third season, the UTSA will honor its Player of the Game with the prestigious 'Cash In Chain'.
- This is not always the person who stuffs the stats sheet or is the leading scorer, but the one who had the most impact on the game, be it a double-double or a big momentum-shifting shot.
- The person who wins the chain dons it until the next game when Director of Basketball Performance Carl Austin III reclaims it before redistributing it to whoever helps the squad "Cash In".
- The chain reflects the team's motto, with the ultimate goal of reaching the NCAA Tournament.

NOTES AND NEWS CONT.

FIRST GEN

- Beginning with the 2025-26 season, UTSA student-athletes who are first-generation college students will wear special patches on their uniforms recognizing their accomplishment of being the first in their family to attend college.
- As an institution, UTSA's first-generation student population comprises approximately 45 percent of the total student body, while more than one-third of the Roadrunners' student-athletes are first-generation college students.
- Ereauna Hardaway, Saher Alizada, Nyayongah Gony and Maya Linton will don the patch for women's basketball.

GOLDEN JUBILEE

- The UTSA Convocation Center is celebrating its 50th anniversary in 2025, after originally being built in 1975, and serving as the home women's basketball facility since the team's inception in 1981.
- One of the first buildings to be constructed on UTSA's main campus, the facility is affectionately known as The Convo.
- It also serves as the home facility for the UTSA men's basketball, volleyball and cheer teams.

JUST DO IT

- The Roadrunners will don new threads in the 2025-26 season, as the squad makes the switch to Nike apparel.
- Nike became the official outfitter of UTSA Athletics beginning June 2, 2025, following a partnership with Nike and Game One that was announced in October of 2024.
- Game One, one of the largest and fastest growing equipment suppliers in the country that serves a loyal customer base of more than 130 colleges and universities nationally, will serve as the official supplier of the Roadrunners' uniform, apparel and footwear needs.

NEW DIGGS


- UTSA Athletics broke ground on its 53,000-square-foot, state-of-the-art basketball and volleyball training facility on December 18, 2024.
- The building is expected to open in November 2026.
- The new facility will increase UTSA's competitive edge in recruiting and retaining the nation's best student-athletes and coaches.
- It will house the daily operations of the UTSA men's and women's basketball programs and its volleyball program.
- It will feature two full-sized NCAA practice courts, locker rooms and a team lounge for each program, a weight room, an athletic training and hydrotherapy space, team meeting rooms and coaches' offices for each of the three programs.
- The facility will be completed at a cost of more than \$35 million and will be located next to the Roadrunner Athletics Center of Excellence on Barshop Blvd.
- The basketball and volleyball training facility is part of a partnership with Bexar County and the City of San Antonio, each of which is investing \$5 million to the project.
- The architect for the project is Populous; Skanska USA Inc. is the construction firm.

2025-26 UTSA WOMEN'S BASKETBALL ROSTER




0

SEMA UDO
FR • F • 6-0
PLANO, TEXAS




1

SIENA GUTTADAURO
R-JR • G • 5-6
SAN JOSE, CALIFORNIA




2

EREAUNA HARDAWAY
JR • PG • 5-8
JONESBORO, ARK.




3

SAHER ALIZADA
JR • G • 5-10
MONTREAL, CANADA



4

DAMARA ALLEN
SO • G • 5-10
AURORA, COLO.




5

MIA HAMMONDS
SO • G • 6-3
CIBOLO, TEXAS




7

NYAYONGAH GONY
R-SR • F • 6-4
LINCOLN, NEBRASKA



10

SANAA BEAN
FR • F • 6-3
NEW ORLEANS, LA.



11

JAYDA HOLIMAN
JR • PG • 5-6
MCALISTER, OKLA.



13

TAYLOR ROSS
SO • F • 6-1
SAN ANTONIO, TEXAS




14

MARIE HAN
SO • G • 5-3
AUSTIN, TEXAS



16

ADRIANA ROBLES
FR • PG • 5-5
ARECIBO, PUERTO RICO




20

MAYA LINTON
SR • F • 5-11
DUNCANVILLE, TEXAS



21

CHEYENNE ROWE
SR • F • 6-2
AJAX, ONTARIO, CANADA



25

IDARA UDO
JR • F • 6-1
PLANO, TEXAS



33

EMILIA DANNEBAUER
SO • F/C • 6-4
BERLIN, GERMANY

COACHING STAFF



HC

KAREN ASTON
HEAD COACH
FIFTH SEASON



AC

CAMERON MILES
ASSOC. HEAD COACH
FIFTH SEASON




AC

AMBER GREGG
ASSISTANT COACH
FIRST SEASON



AC

CHANTEL GOVAN
ASSISTANT COACH
FOURTH SEASON



AC

SOPHIA RAMOS
ASSISTANT COACH
THIRD SEASON



AC

ANGEL ALMAGUER
ASSISTANT COACH
THIRD SEASON

ROSTER ANALYSIS

NO.	NAME	POS.	HT.	YR.-EXP.	HOMETOWN / HIGH SCHOOL / PREVIOUS SCHOOL[S]
0	Sema Udo	F	6-0	Fr.-NEW	Plano, Texas / Plano East HS
1	Siena Guttadauro	G	5-6	R-Jr.-3L	San Jose, Calif. / Archbishop Mitty HS
2	Ereauna Hardaway	PG	5-8	Sr.-TR	Jonesboro, Ark. / Jonesboro HS / North Texas
3	Saher Alizada	G	5-10	Jr.-TR	Montreal, Canada / E.S. Saint-Laurent / South Plains College
4	Damara Allen	G	5-10	So.-1L	Aurora, Colo. / Cherokee Trail HS
5	Mia Hammonds	G	6-3	So.-1L	Cibolo, Texas / Steele HS
7	Nyayongah Gony	F	6-4	R-Sr.-1L	Lincoln, Neb. / Lincoln HS / Miami (Fla.) / Mississippi State
10	Sanaa Bean	F	6-3	Fr.-NEW	New Orleans, La. / Edna Karr HS
11	Jayda Holiman	PG	5-6	Jr.-TR	McAlester, Okla. / McAlester HS / UTRGV
13	Taylor Ross	F	6-1	So.-1L	San Antonio, Texas / Brennan HS
14	Marie Han	G	5-3	So.-TR	Austin, Texas / Vista Ridge HS / Fort Scott CC
16	Adriana Robles	PG	5-5	Fr.-NEW	Arecibo, Puerto Rico / Fossil Ridge HS
20	Maya Linton	F	6-0	Sr.-3L	Duncanville, Texas / Duncanville HS
21	Cheyenne Rowe	F	6-2	Sr.-2L	Ajax, Ontario / Bill Crothers Secondary School / JMU
25	Idara Udo	F	6-1	Jr.-2L	Plano, Texas / Plano East HS
33	Emilia Dannebauer	F/C	6-4	So.-1L	Berlin, Germany / Sportgymnasium Chemnit

Head Coach: Karen Aston (Fifth Season • Little Rock, 1987)

Associate Head Coach: Cameron Miles (Fifth Season • San Diego, 2013)

Assistant Coach: Amber Gregg (First Season • UTSA, 2011)

Assistant Coach / Recruiting Coordinator: Chantel Govan (Fourth Season • UTSA, 2022)

Assistant Coach: Sophia Ramos (Third Season • San Diego State, 2022)

Assistant Coach: Angel Almaguer (Third Season • UTSA 2022)

Director of Operations: Kyra White (First Season • Southern California, 2022)

Director of Basketball Performance: Carl Austin III (Fifth Season • UTSA, 2018)

Athletic Trainer: Jiana Hook (First Season • San Diego State, 2016)

Graduate Assistant: Samuel Limehouse (First Season • Southern Wesleyan, 2024)

ALPHABETICAL ROSTER

NO.	NAME	POS.	HT.	YR.-EXP.	HOMETOWN / HIGH SCHOOL / PREVIOUS SCHOOL[S]
4	Damara Allen	G	5-10	So.-1L	Aurora, Colo. / Cherokee Trail HS
3	Saher Alizada	G	5-10	Jr.-TR	Montreal, Canada / E.S. Saint-Laurent / South Plains College
10	Sanaa Bean	F	6-3	Fr.-NEW	New Orleans, La. / Edna Karr HS
33	Emilia Dannebauer	F/C	6-4	So.-1L	Berlin, Germany / Sportgymnasium Chemnit
1	Siena Guttadauro	G	5-6	R-Jr.-3L	San Jose, Calif. / Archbishop Mitty HS
7	Nyayongah Gony	F	6-4	R-Sr.-1L	Lincoln, Neb. / Lincoln HS / Miami (Fla.) / Mississippi State
5	Mia Hammonds	G	6-3	So.-1L	Cibolo, Texas / Steele HS
14	Marie Han	G	5-3	So.-TR	Austin, Texas / Vista Ridge HS / Fort Scott CC
2	Ereauna Hardaway	PG	5-8	Sr.-TR	Jonesboro, Ark. / Jonesboro HS / North Texas
11	Jayda Holiman	PG	5-6	Jr.-TR	McAlester, Okla. / McAlester HS / UTRGV
20	Maya Linton	F	6-0	Sr.-3L	Duncanville, Texas / Duncanville HS
16	Adriana Robles	PG	5-5	Fr.-NEW	Arecibo, Puerto Rico / Fossil Ridge HS
13	Taylor Ross	F	6-1	So.-1L	San Antonio, Texas / Brennan HS
21	Cheyenne Rowe	F	6-2	Sr.-2L	Ajax, Ontario / Bill Crothers Secondary School / JMU
25	Idara Udo	F	6-1	Jr.-2L	Plano, Texas / Plano East HS
0	Sema Udo	F	6-0	Fr.-NEW	Plano, Texas / Plano East HS

PRONUNCIATION GUIDE (VISIT [GOUTSA.COM/WBBNAMES](https://www.goutsa.com/wbbnames) TO HEAD AUDIO PRONUNCIATIONS)

0	Sema Udo	Sim-uh ooo-doe	7	Nyayongah Gony	Nye-ON-Guh Go-Knee
1	Siena Guttadauro	Goo-tuh-DAR (like far)-roh	10	Sanaa Bean	Suh-Nye
2	Ereauna Hardaway	Air-E-On-Uh	14	Marie Han	MAR-E H-on
3	Saher Alizada	Suh-Hear Aly-Zah-Dah	25	Idara Udo	ID-are-Uh oo-doe
4	Damara Allen	Duh-mare-uh	33	Emilia Dannebauer	Dan-boww-er

2025-26 TEAM PHOTO / ROSTER BREAKDOWN



BY CLASS

FRESHMAN (3)

Sanaa Bean
Adriana Robles
Sema Udo

SOPHOMORE (5)

Damara Allen
Emilia Dannebauer
Mia Hammonds
Marie Han
Taylor Ross

JUNIORS (3)

Saher Alizada
Jayda Holiman
Idara Udo

REDSHIRT JUNIOR (1)

Siena Guttadauro

SENIORS (3)

Ereauna Hardaway
Maya Linton
Cheyenne Rowe

REDSHIRT SENIORS (1)

Nyayongah Gony

BY POSITION

POINT GUARD (3)

Ereauna Hardaway
Jayda Holiman
Adriana Robles

GUARD (4)

Saher Alizada
Damara Allen
Siena Guttadauro
Mia Hammonds
Marie Han

FORWARD (7)

Sanaa Bean
Nyayongah Gony
Maya Linton
Cheyenne Rowe
Taylor Ross
Idara Udo
Sema Udo

CENTER (1)

Emilia Dannebauer

BY STATE

TEXAS (6)

Mia Hammonds
Marie Han
Maya Linton
Taylor Ross
Idara Udo
Sema Udo

CANADA (2)

Saher Alizada
Cheyenne Rowe

CALIFORNIA (1)

Sienna Guttadauro

ARKANSAS (1)

Ereauna Hardaway

COLORADO (1)

Damara Allen

GERMANY (1)

Emilia Dannebauer

LOUISIANA (1)

Sanaa Bean

NEBRASKA (1)

Nyayongah Gony

OKLAHOMA (1)

Jayda Holiman

PUERTO RICO (1)

Adriana Robles

SUPERLATIVES

DOUBLE-DOUBLE TRACKER

Date / Opp.	Who	Stat
Nov. 6 / Texas Tech	Udo	13 Points / 10 Reb
Nov. 8 / Houston	Rowe	10 Points / 11 Reb
Nov. 19 / UIW	Udo ²	11 Points / 13 Reb

DOUBLE-DIGIT POINTS

Date / Opp.	Who	Stat
Nov. 6 / Texas Tech	Udo	13 Points
Nov. 6 / Texas Tech	Allen	12 Points
Nov. 6 / Texas Tech	Robles	10 Points
Nov. 8 / Houston	Udo ²	13 Points
Nov. 8 / Houston	Allen ²	11 Points
Nov. 8 / Houston	Rowe	10 Points
Nov. 13 / Texas State	Rowe ²	16 Points
Nov. 13 / Texas State	Udo ³	16 Points
Nov. 19 / UIW	Rowe ³	17 Points
Nov. 19 / UIW	Hardaway	15 Points
Nov. 19 / UIW	Udo ⁴	11 Points
Nov. 19 / UIW	Robles	11 Points
Nov. 24 / Auburn	Holiman	14 Points
Nov. 24 / Auburn	Rowe ⁴	13 Points
Nov. 26 / Grand Canyon	Rowe ⁵	20 Points
Nov. 26 / Grand Canyon	Holiman ²	12 Points
Nov. 26 / Grand Canyon	Allen ³	12 Points

DOUBLE-DIGIT REBOUNDS

Date / Opp.	Who	Stat
Nov. 6 / Texas Tech	Udo	10 Reb
Nov. 8 / Houston	Rowe	11 Reb
Nov. 19 / UIW	Udo ²	13 Reb

DOUBLE-DIGIT ASSISTS

Date / Opp.	Who	Stat
---	---	---

GAME-BY-GAME STARTERS

NOVEMBER

		1	2	3	4	5
6	AT TEXAS TECH	ROBLES	ALLEN	HAMMONDS	ROWE	UDO
8	AT HOUSTON	ROBLES	ALLEN	HAMMONDS	ROWE	UDO
13	TEXAS STATE	HARDAWAY	ALLEN	HAMMONDS	ROWE	UDO
19	AT UIW	HARDAWAY	ALLEN	HAMMONDS	ROWE	UDO
24	VS. AUBURN	HARDAWAY	ALLEN	HAMMONDS	ROWE	UDO
26	VS. GRAND CANYON	HARDAWAY	HOLIMAN	ALLEN	ROWE	UDO

DECEMBER

		1	2	3	4	5
3	UNLV	---	---	---	---	---
7	AT BAYLOR	---	---	---	---	---
13	PRAIRIE VIEW A&M	---	---	---	---	---
15	TEXAS A&M-KINGSVILLE	---	---	---	---	---
20	AT COLUMBIA	---	---	---	---	---
30	TULANE*	---	---	---	---	---

JANUARY

		1	2	3	4	5
3	AT TEMPLE *	---	---	---	---	---
10	CHARLOTTE *	---	---	---	---	---
13	AT SOUTH FLORIDA *	---	---	---	---	---
16	AT FLORIDA ATLANTIC *	---	---	---	---	---
20	EAST CAROLINA *	---	---	---	---	---
24	AT MEMPHIS *	---	---	---	---	---
27	NORTH TEXAS *	---	---	---	---	---
31	RICE *	---	---	---	---	---

FEBRUARY

		1	2	3	4	5
3	AT UAB *	---	---	---	---	---
7	AT TULSA *	---	---	---	---	---
10	TEMPLE *	---	---	---	---	---
14	SOUTH FLORIDA *	---	---	---	---	---
21	AT WICHITA STATE *	---	---	---	---	---
24	AT NORTH TEXAS *	---	---	---	---	---

MARCH

		1	2	3	4	5
1	MEMPHIS *	---	---	---	---	---
4	TULSA *	---	---	---	---	---
7	AT RICE *	---	---	---	---	---

BREAKDOWN

		1	2	3	4	5
0	Sema Udo	---	---	---	---	---
1	Siena Guttadauro	---	---	---	---	---
2	Ereauna Hardaway	4	---	---	---	---
3	Saher Alizada	---	---	---	---	---
4	Damara Allen	---	5	1	---	---
5	Mia Hammonds	---	---	5	---	---
7	Nyayongah Gony	---	---	---	---	---
10	Sanaa Bean	---	---	---	---	---
11	Jayda Holiman	---	1	---	---	---
13	Taylor Ross	---	---	---	---	---
14	Marie Han	---	---	---	---	---
16	Adriana Robles	2	---	---	---	---
20	Maya Linton	---	---	---	---	---
21	Cheyenne Rowe	---	---	---	6	---
25	Idara Udo	---	---	---	---	6
33	Emilia Dannebauer	---	---	---	---	---

THE LAST TIME...

TEAM

PLAYED A RANKED TEAM

vs No. 21 Middle Tennessee (W, 58-53) - 2/4/23

BEAT A RANKED TEAM

vs No. 21 Middle Tennessee (W, 58-53) - 2/4/23

LOST TO A RANKED TEAM AT HOME

at No. 23 Texas A&M (L, 51-77) - 12/20/21

LOST TO A RANKED TEAM ON THE ROAD

at No. 23 Texas A&M (L, 51-77) - 12/20/21

PLAYED AN OVERTIME GAME

vs North Texas (W, 75-67) - 1/31/24

PLAYED A DOUBLE-OVERTIME GAME

vs Charlotte (W, 81-80) - 1/14/24

PLAYED A TRIPLE-OVERTIME GAME

vs FIU (L, 103-107) - 2/6/21

SCORED 100+ POINTS

UTSA: 103, vs FIU - 2/6/21

Opp: 107, vs FIU - 2/6/21

SCORED 90+ POINTS

UTSA: 90 vs UTEP (W, 90-66) - 12/3/23

Opp: 93 at Houston (L, 89-93) - 12/19/22

SCORED 80+ POINTS

UTSA: 80 vs Memphis (W, 80-61) - 2/15/25

Opp: 80 at Wyoming (L, 64-80) - 3/24/24

SCORED LESS THAN 50 POINTS

UTSA: 42, vs Auburn - 11/24/25

Opp: 41, vs Texas State - 11/13/25

WON BY 20+ POINTS

UTSA: (23) (64-41), vs Texas State - 11/13/25

Opp: (27) (79-52), at Texas Tech - 11/6/2025

WON BY 30+ POINTS

UTSA: (43) (79-36), vs Sam Houston - 12/7/24

Opp: (39) (41-80), at Middle Tennessee - 1/5/23

WON BY 40+ POINTS

UTSA: (43) (79-36), vs Sam Houston - 12/7/24

Opp: (57) (58-115), at Texas Tech - 12/29/19

HAD 2+ 20-POINT SCORERS

UTSA: Jordyn Jenkins (25) & Sidney Love (22), at Charlotte - 3/2/23

Opp: Karina Gordon (22) & Danae McNea (20), at East Carolina - 1/2/24

FORCED 30+ TURNOVERS

UTSA: 30, vs Concordia Texas - 11/6/19

Opp: 31, at Texas Tech- 11/20/23

PLAYER

SCORED 40+ POINTS

UTSA: 40, Jordyn Jenkins, at North Texas - 2/20/23

Opp: 43, Keila Shelton, vs Louisiana Tech - 2/7/13

SCORED 30+ POINTS

UTSA: 30, Jordyn Jenkins, at Tulsa - 1/4/25

Opp: 30, Malia Fisher, vs Rice - 3/5/24

RECORDED A TRIPLE-DOUBLE

UTSA: Monica Gibbs (19 pts, 11 reb, 11 ast), at TAMUCC - 2/18/09

Opp: N/A

ONE PLAYER RECORDED A DOUBLE-DOUBLE

UTSA: Idara Udo (11 pts & 13 reb), at UIW - 11/19/25

Opp: Yvonne Ejim (24 pts & 16 reb), at Gonzaga - 3/20/25

TWO PLAYERS RECORDED A DOUBLE-DOUBLE

UTSA: Jordyn Jenkins (17 pts & 10 reb), & Idara Udo (12 pts & 10 reb), at Memphis - 1/15/25

Opp: Janeta Rozentale (17 pts & 10 reb) & Iggy Allen (23 pts & 16 reb), at Florida Atlantic - 2/12/21

RECORDED 20+ REBOUNDS

UTSA: 23, Anika Anderson, vs Sam Houston State - 2/21/09

Opp: 20, Briana Wright, vs FIU - 2/13/16

RECORDED 15+ REBOUNDS

UTSA: 19, Elyssa Coleman, vs Wichita State - 1/6/24

Opp: 16, Yvonne Ejim, at Gonzaga - 3/20/25

TWO OR MORE PLAYERS RECORDED DOUBLE-DIGIT REBOUNDS

UTSA: Jordyn Jenkins (10), & Idara Udo (10), at Memphis - 1/15/25

Opp: Iggy Allen (10) & Brianna Jackson (12)d Dominion - 1/13/21

RECORDED 20+ POINTS & 20+ REBOUNDS

UTSA: Ashleigh Franklin (22 pts, 22 reb), at Sam Houston - 2/20/10

Opp: Jessica Kuster (21 pts, 21 reb), vs Rice - 12/20/11

RECORDED 10+ ASSISTS

UTSA: 11, Sidney Love vs UTRGV - 11/9/24

Opp: 11, Mama Dembele at USF - 1/29/25

RECORDED 20+ POINTS & 10+ ASSISTS

UTSA: Sidney Love (21 pts, 11 ast), vs UTRGV - 11/9/24

Opp: N/A

MADE 8+ 3-POINTERS

UTSA: 8, Carrie Davis, vs Lamar - 1/12/08

Opp: N/A

MADE 7+ 3-POINTERS

UTSA: 7, Ashley Spatletta, vs UT Arlington - 2/9/13

Opp: 7, Katelyn Crosthwait, at Rice - 1/16/23

MADE 6+ 3-POINTERS

UTSA: 6, Carlie Heineman, vs Old Dominion - 1/13/18

Opp: 6, Karina Gordon, at East Carolina - 1/2/24

MADE 15+ FREE THROWS

UTSA: 15, Mikayla Woods, vs Sam Houston State - 12/8/19

Opp: 18, Jennie Simms, at Old Dominion - 2/27/16

MADE 10+ FREE THROWS

UTSA: 12, Jordyn Jenkins, vs North Texas - 2/4/25

Opp: 11, Destiny Thurman, at UTEP - 1/23/22

RECORDED 5+ BLOCKS

UTSA: 5, Idara Udo, vs Rice - 1/8/25

Opp: 5, Amirah Abdur-Rahim, at SMU - 1/30/24

RECORDED 5+ STEALS

UTSA: 5, Maya Linton, vs North Texas - 2/4/25

Opp: 7, Yvonne Ejim, at Gonzaga - 3/20/25

PLAYED EVERY MINUTE (REGULATION)

UTSA: Karrington Donald, at Southern Miss - 1/23/21

Opp: Mama Dembele, at South Florida - 1/29/25

TWO PLAYERS PLAYED EVERY MINUTE (REGULATION)

UTSA: Chrystal Chidomere & Loryn Goodwin, vs Rice - 2/16/16

Opp: Courtney Blakely & Jalynn Gregory, at Middle Tennessee - 1/5/23

PLAYED EVERY MINUTE (+OT)

UTSA: Monica Gibbs, vs Baylor - 3/22/09

Opp: Destinee Rogers, at Central Arkansas - 2/11/09

PLAYED EVERY MINUTE (+2OT)

UTSA: Ashleigh Franklin, vs Nicholls - 2/19/11

Opp: Ricshanda Bickham & KK Babin, vs Nicholls - 2/19/11

5 OR MORE PLAYERS SCORED IN DOUBLE DIGITS

UTSA: Jordyn Jenkins (17), Idara Udo (12), Aysia Proctor (11), Damara Allen (11), Nina De Leon Negron (10) at Memphis - 1/15/25

Opp: Eric Wilson (22)abine Lipe (13), Elina Arike (12), Avery Crouse (11), Jazion Jackson (10), at UTEP - 2/11/23

NO ONE SCORED IN DOUBLE DIGITS

UTSA: at Florida Atlantic - 1/29/22

Opp: vs Texas A&M-Kingsville -11/16/16

2025-26 COMBINED STATS

Game Records

Record	Overall	Home	Away	Neutral
ALL GAMES	3-3	1-0	1-2	1-1
CONFERENCE	0-0	0-0	0-0	0-0
NON-CONFERENCE	3-3	1-0	1-2	1-1

Score by Periods

Team	1st	2nd	3rd	4th	OT	TOT
UTSA	95	88	78	84	0	345
Opponents	93	78	83	98	0	352

Team Box Score

No.	Player				Total		3-Point		F-Throw		Rebounds											
		GP-GS	MIN	AVG	FG-FGA	FG%	3FG-3FGA	3FG%	FT-FTA	FT%	OFF	DEF	TOT	AVG	PF	DQ	A	TO	BLK	STL	PTS	AVG
21	ROWE, Cheyenne	6-6	185:33	30.9	31-61	.508	3-8	.375	17-25	.680	17	28	45	7.5	13	0	7	12	7	2	82	13.7
4	ALLEN, Damara	6-6	177:20	29.6	18-46	.391	9-22	.409	10-15	.667	5	19	24	4.0	7	0	13	18	3	6	55	9.2
25	UDO, Idara	6-6	150:07	25.0	20-45	.444	1-2	.500	13-15	.867	20	24	44	7.3	24	2	7	22	6	8	54	9.0
2	HARDAWAY, Ereauna	5-4	154:10	30.8	11-30	.367	2-7	.286	8-15	.533	2	17	19	3.8	8	0	16	19	1	7	32	6.4
11	HOLIMAN, Jayda	6-1	129:60	21.7	12-34	.353	8-22	.364	5-6	.833	5	12	17	2.8	11	0	5	11	1	6	37	6.2
5	HAMMONDS, Mia	6-5	158:48	26.5	13-42	.310	2-12	.167	9-12	.750	4	28	32	5.3	15	0	6	29	4	7	37	6.2
16	ROBLES, Adriana	6-2	131:03	21.8	7-30	.233	1-13	.077	13-23	.565	2	12	14	2.3	14	0	11	10	0	2	28	4.7
33	DANNEBAUER, Emilia	6-0	73:24	12.2	5-14	.357	0-1	.000	7-7	1.000	6	11	17	2.8	9	0	0	5	1	3	17	2.8
10	BEAN, Sanaa	6-0	39:37	6.6	0-3	.000	0-0	.000	3-4	.750	2	4	6	1.0	8	0	0	6	2	0	3	0.5
Team											11	19	30					6				
Total		6	1200		117-305	.384	26-87	.299	85-122	.697	74	174	248	41.3	109	2	65	138	25	41	345	57.5
Opponents		6	1200		135-374	.361	38-137	.277	44-71	.620	75	122	197	32.8	127	4	72	96	27	63	352	58.7

Team Statistics

	UTSA	OPP
Scoring	345	352
Points per game	57.5	58.7
Scoring margin	-1.2	-
Field goals-att	117-305	135-374
Field goal pct	.384	.361
3 point fg-att	26-87	38-137
3-point FG pct	.299	.277
3-pt FG made per game	4.3	6.3
Free throws-att	85-122	44-71
Free throw pct	.697	.620
F-Throws made per game	14.2	7.3
Rebounds	248	197
Rebounds per game	41.3	32.8
Rebounding margin	+8.5	-
Assists	65	72
Assists per game	10.8	12.0
Turnovers	138	96
Turnovers per game	23.0	16.0
Turnover margin	-7.0	-
Assist/turnover ratio	0.5	0.8
Steals	41	63
Steals per game	6.8	10.5
Blocks	25	27
Blocks per game	4.2	4.5
Winning streak	1	-
Home win streak	1	-
Attendance	1221	5614
Home games-Avg/Game	1-1221	3-1871
Neutral site-Avg/Game	-	2-222

Team Results

Date	Opponent		Score	Att.
11/06/2025	at Texas Tech	L	52-79	3315
11/08/2025	at Houston	L	48-52	1161
11/13/2025	Texas St.	W	64-41	1221
11/19/2025	at UIW	W	74-57	1138
11/24/2025	vs Auburn	L	42-59	259
11/26/2025	vs Grand Canyon	W	65-64	184

NCAA TEAM RANKING SUMMARY

Statistic	National Rank	Conference Rank	Value	National Leader	Value	Conference Leader	Value
Assist/Turnover Ratio (359 ranked)	334	13	0.47	Michigan St.	3.03	UAB	0.95
Assists Per Game (359 ranked)	291	12	10.8	Michigan St.	26.0	Tulane	15.3
Bench Points Per Game (359 ranked)	340	13	11.2	LSU	52.6	North Texas	30.3
Blocks Per Game (359 ranked)	72	1	4.2	Kentucky	8.9	Tulsa UTSA	4.2 4.2
Field Goal Percentage (359 ranked)	244	8	38.4	LSU	55.5	North Texas	44.1
Field Goal Percentage Defense (359 ranked)	65	2	36.1	TCU	29.6	North Texas	33.7
Fouls Per Game (359 ranked)	200	3	18.2	Oregon St. Dartmouth	10.8 10.8	Temple	17.4
Free Throw Attempts Per Game (359 ranked)	85	6	20.33	FIU	30.40	Tulsa	26.50
Free Throw Percentage (359 ranked)	170	7	69.7	Fairfield	86.2	Rice	85.5
Free Throws Made Per Game (359 ranked)	91	7	14.17	Murray St.	24.57	Tulsa	19.00
Rebound Margin (359 ranked)	47	2	8.5	LSU	25.3	North Texas	9.1
Rebounds (Defensive) Per Game (359 ranked)	49	1	29.0	Oklahoma	35.9	UTSA	29.0
Rebounds (Offensive) Per Game (359 ranked)	171	10	12.3	LSU	22.3	Charlotte	17.8
Rebounds Per Game (359 ranked)	66	4	41.33	Oklahoma	52.43	North Texas	42.14
Scoring Defense (359 ranked)	89	2	58.7	Southern Ind.	45.2	North Texas	54.6
Scoring Margin (359 ranked)	227	7	-1.2	LSU	59.8	North Texas	19.7
Scoring Offense (358 ranked)	306	13	57.5	LSU	112.0	Tulsa	75.2
Steals Per Game (359 ranked)	286	12	6.8	Montana St.	18.6	North Texas	11.7
Three Point Attempts Per Game (358 ranked)	332	13	14.5	Tennessee	34.7	Tulane	23.9
Three Point Percentage (359 ranked)	193	6	29.9	LSU	44.4	UAB	36.3
Three Point Percentage Defense (359 ranked)	116	2	27.7	UT Arlington	16.7	North Texas	26.9
Three Pointers Per Game (359 ranked)	315	13	4.3	Oklahoma St.	11.6	UAB	8.3
Turnover Margin (359 ranked)	346	13	-7.00	Michigan St.	19.86	East Carolina	7.25
Turnovers Forced Per Game (359 ranked)	248	10	16.00	Montana St. Sam Houston	30.00 30.00	North Texas	24.00
Turnovers Per Game (359 ranked)	346	13	23.0	Michigan St.	8.6	Rice	13.0
Winning Percentage (347 ranked)	179	6	50.0	25 teams tied	100.0	Tulsa	83.3

NCAA INDIVIDUAL RANKING SUMMARY

Statistic	Player	National Rank	Conference Rank	Value	National Leader	Value	Conference Leader	Value
Assist/Turnover Ratio (246 ranked)					Rori Harmon, Texas	6.57	Tristen Taylor, Temple	2.40
Assists (149 ranked)					Tonie Morgan, Kentucky	78	Tanajah Hayes, Charlotte	47
Assists Per Game (246 ranked)					Caroline Lau, Northwestern	8.7	Stefanie Ingram, South Fla.	5.7
Blocks (116 ranked)					Riley Stack, Old Dominion	27	Caitlin Staley, Charlotte Daphane White, Charlotte	11 11
Blocks Per Game (211 ranked)	Cheyenne Rowe Idara Udo	147 211	3 7	1.17 1.00	Riley Stack, Old Dominion	3.38	Caitlin Staley, Charlotte Daphane White, Charlotte	1.22 1.22
Double Doubles (25 ranked)					Clara Strack, Kentucky Madina Okot, South Carolina	6 6	Jaleesa Molina, Temple Megan Nestor, North Texas	3 3
Field Goal Attempts (149 ranked)					Mikayla Blakes, Vanderbilt	151	ChaÃ© Harris, Memphis	132
Field Goal Percentage (250 ranked)	Cheyenne Rowe	108	2	50.8	Audi Crooks, Iowa St.	73.3	Aysia Proctor, North Texas	52.2
Field Goals (138 ranked)					Audi Crooks, Iowa St.	77	ChaÃ© Harris, Memphis	54
Free Throw Attempts (136 ranked)					S'Mya Nichols, Kansas	72	Victoria Flores, Rice	45
Free Throw Percentage (250 ranked)					4 players tied	100.0	Aniah Alexis, Rice	100.0
Free Throws (148 ranked)					S'Mya Nichols, Kansas	60	Victoria Flores, Rice	38
Minutes Per Game (150 ranked)					Sidni Middleton, UT Martin	38.00	Hailey Adams, Rice	33.93
Points (192 ranked)					Mikayla Blakes, Vanderbilt	203	ChaÃ© Harris, Memphis	146
Points Per Game (247 ranked)					Hannah Hidalgo, Notre Dame	27.0	Mady Cartwright, Tulsa	17.8
Rebounds (136 ranked)					Khamil Pierre, NC State	102	Hailey Adams, Rice	87
Rebounds (Defensive) Per Game (30 ranked)					Elise Jaeger, UNI	11.3	Hailey Adams, Rice	8.3
Rebounds (Offensive) Per Game (26 ranked)					Mary Moses Amaniyo, UTEP	5.8	Asianae Nicholson, Charlotte	4.0
Rebounds Per Game (245 ranked)	Cheyenne Rowe Idara Udo	147 163	6 7	7.5 7.3	Charlotte O'Keefe, UTRGV	13.5	Hailey Adams, Rice	10.9
Steals (132 ranked)					Indya Nivar, North Carolina	40	Kennedy Fauntleroy, East Carolina	27
Steals Per Game (204 ranked)					Hannah Hidalgo, Notre Dame	6.17	Kennedy Fauntleroy, East Carolina	3.38
Three Point Attempts (147 ranked)					Briana Rivera, Samford	102	ChaÃ© Harris, Memphis	72
Three Point Percentage (217 ranked)					Daniela Gonzalez, South Alabama	61.5	Eleecia Carter, UAB	46.7
Three Pointers (130 ranked)					Briana Rivera, Samford	40	Jaila Harding, Wichita St.	26
Three Pointers Per Game (241 ranked)					Briana Rivera, Samford	4.44	Jaila Harding, Wichita St.	3.25
Triple Doubles (1 ranked)					6 players tied	1		

HEAD COACH KAREN ASTON



Head Coach

Karen Aston
Fifth Season
352-211 (67-65 UTSA)

X @CoachKarenA

Named the 10th head coach in UTSA history on March 29, 2021, Karen Aston has completely transformed the Roadrunners' women's basketball program in four short seasons, leading the team to its first postseason win in program history and the 2024-25 American Conference regular-season championship.

Aston enters the year with a career record of 349-208 [.627], which includes head coaching positions at Charlotte, North Texas, and Texas. In her 17 seasons as a head coach, Aston's teams have averaged 21 wins per year and have made a combined 12 national postseason appearances. She has been consistently recognized as one of the top coaches in the nation. She was one of four finalists for the Naismith Women's College Coach of the Year award in 2017 and was one of 10 semifinalists for the honor in 2018. Aston also earned Big 12 Coach of the Year accolades in 2017 and AAC Coach of the Year in 2024-25.

At UTSA, Aston has compiled a 64-62 record, highlighted by a Regular Season Championship and two national postseason appearances. Under her tutelage, the Roadrunners have won two conference player of the year accolades, two conference newcomer of the year awards, and have placed seven on all-conference teams [2x First Team, 2x Second Team, 2x All-Defensive, 1x All-Freshman]. The Roadrunners also made significant strides off the court, earning five conference All-Academic awards, two Collegiate Sports Communicators Academic All-District selections, an Arthur Ashe Jr. Sports Scholar Award, and a Team Impact Teammate of the Year award. UTSA has set single-season school records for both total attendance (15,732) and average attendance (1,182) under Aston.

The Roadrunners posted a 26-5 record in 2024-25, including a 17-1 mark in league play, en route to The American regular-season title for the most wins and most conference victories in program history. The squad also went 13-0 at home, finishing undefeated for the first time since the 1984-85 campaign, which saw the team go 9-0 in the Convocation Center. 2,250 fans packed the UTSA Convocation Center on March 1, 2025, to watch the 'Runners pick up a 60-42 victory over Florida Atlantic to cement the regular season championship,

setting a new single-game attendance record in the process. The conference championship was UTSA's first since the 2008-09 season in the Southland and was the Roadrunners' fifth in school history.

UTSA received an at-large bid to the Women's Basketball Invitational Tournament [WBIT], marking the first time the Roadrunners reached a national postseason tournament in back-to-back seasons since winning Southland Conference Championships in 2008 and 2009. Aston was named WhoopDirt.com Coach of the Week after she earned the 50th win of her UTSA tenure, using wins over UAB and Tulsa to cement a record-breaking 12-2 start to the season. Additionally, on March 10, 2025, UTSA received votes in The Associated Press National Poll for the first time in program history.

In addition to Aston's Coach of the Year Accolade, she helped Jordyn Jenkins to an AAC Player of the Year Award, with Jenkins leading the league and posting 18.5 points per game at an impressive 46.2% clip. She hauled in 6.8 rebounds per game with 21 blocks and 19 steals in American action. On April 21, 2025, Jenkins inked a training camp deal with the Las Vegas Aces, becoming the first Roadrunner to sign a WNBA contract. Along with Jenkins, Nina De Leon Negron was crowned the conference Newcomer of the Year after averaging 5.1 assists per game, and Idara Udo joined her on the All-AAC Second Team thanks to 7.6 rebounds per game and 17 blocks.

UTSA ranked inside the top-25 on the NCAA leader board in several categories including, ninth in rebound margin [9.4], 11th in offensive rebounds per game [15.8], 12th in winning percentage [.897], 22nd in scoring defense [55.9], 23rd in rebounds per game [40.7] and 24th in field goal percentage defense [36.8]. The Roadrunners also wrapped up the regular season with a NET of 66, their highest at the conclusion of a campaign.

The 2023-24 season featured a wealth of firsts, including achieving UTSA's first-ever postseason victory on March 21, 2024, with an 80-62 win over Northern Colorado in the First Round of the 2024 Postseason Women's National Invitational Tournament [WNIT]. UTSA went 18-15 [10-8 The American], and the WNIT selection was the first national postseason pick since 2008-09.

The 'Runners finished fourth in the conference for the highest since the 2014-15 CUSA campaign and went 8-7 for the first winning nonconference record since 2013-14.

The Roadrunners ended the season ranked at or near the top in several statistical categories at both the national and conference level recording: 44.5 Rebounds per game [6th in NCAA, 1st in AAC], 15.8 Offensive Rebounds Per Game [10th in NCAA, 3rd in AAC], +8.2 Rebound Margin

HEAD COACH KAREN ASTON

The Aston File

HEAD COACHING EXPERIENCE

2021- Present: Head Coach, UTSA
2012-2020: Head Coach, Texas
2011-12: Head Coach, North Texas
2007-11: Head Coach, Charlotte
2006-07: Associate Head Coach, Baylor
2000-06: Associate Head Coach, Texas
1998-00: Assistant Coach, Texas
1996-98: Assistant Coach, North Texas
1994-96: Assistant Coach, Baylor
1993-94: Head Coach, Fort Smith Northside (HS)
1988-93: Head Coach, Vilonia High School

COLLEGIATE HEAD COACHING RECORD

Overall: 352-211 (.625)
UTSA: 67-65 (.506)

[13th in NCAA, 1st in AAC], 36.3% Field Goal Defense
[19th in NCAA, 1st in AAC], 28.6 Defensive Rebounds per game
[27th in NCAA, 2nd in AAC], 4.6 Blocks Per Game
[32nd in NCAA, 3rd in AAC].

UTSA posted a 13-19 [9-1, C-USA] record in the 2022-23 season, opening up the C-USA tournament with a thrilling 69-68 win over No. 11 seed Florida Atlantic, before besting No. 3 seed Rice 62-54 to advance to the league's semifinals where they fell to No. 2 seed Western Kentucky.

Jenkins had a fantastic first season under Aston, taking home 2022-23 CUSA Player of the Year, Newcomer of the Year, and First-Team All-CUSA awards. Additionally, Jenkins became the third person in league history to win all three awards, and the first in 10 years. The 'Runners went 7-23 [3-14, CUSA] in Aston's inaugural year before collecting a 58-57 overtime win over UTEP at the league's postseason tournament.

At the University of Texas, Aston led the Longhorns to a 184-83 [.689] record in eight seasons. In her final seven seasons combined at Texas, Aston's teams averaged 24.6 wins per year, making six NCAA Tournament appearances. From 2015-18, her squads made four consecutive NCAA Sweet 16 showings, marking the first time that had been accomplished at Texas since 1990. Aston also directed the 2015-16 Longhorns to the program's first NCAA Elite Eight appearance since 2003.

Aston, who also spent eight years as an assistant and associate head coach at Texas for Naismith Hall of Fame head coach Jody Conradt, stands as Texas' second-winningest coach all-time behind Conradt's 783 victories.

Four of Aston's Texas players [Nneka Enemkpali, Imani

McGee-Stafford, Ariel Atkins and Charli Collier] were drafted by WNBA teams, with Collier [1st], McGee-Stafford [10th] and Atkins [7th] being selected as first-round picks. As a starter, Atkins helped lead the Washington Mystics to the 2019 WNBA Championship, earned WNBA All-Defensive Team honors in five seasons and was twice an all-star.

Defense has been a staple of Aston's teams her entire coaching career. Each of her eight teams at Texas ranked in the top-25 nationally in rebounding margin, including three years in the top-five. Her 2017-18 and 2018-19 teams ranked third in the NCAA in rebounding margin. Four of the top-eight single-season team rebounding averages in Texas history came during Aston's tenure, as did five of the top-nine best seasons in field-goal percentage defense.

Aston's prowess as one of the nation's best recruiters is also well known. Five of the classes she recruited to Texas were ranked among the top-11 in the nation according to ESPN.com, including three top-five classes. Recruits Charli Collier and Joyner Holmes were both No. 2 prospects according to ESPN and were listed as the nation's top recruits by some services. Aston brought 14 McDonald's All-Americans to Texas during her eight seasons.

In a season shortened due to COVID-19, the 2019-20 Longhorns posted a 19-11 overall record and finished third in the Big 12 Conference. A season that began with off-season injuries to several key contributors featured some impressive accomplishments. Texas defeated three AP Top-25 teams, including knocking off No. 1 Stanford, which marked the program's first win against an AP No. 1 squad since 2004. The Longhorns also won at No. 17 and previously undefeated Tennessee, and earned a road victory against No. 25 TCU. Texas led the nation in double-doubles during the 2019-20 campaign with 31.

Aston mentored Collier, a sophomore center, to First-Team All-Big 12 Conference honors, as she was one of only six players in the league to average a double-double. Collier became the first player in program history to average more than seven defensive rebounds per game in a single season. Freshman guard Celeste Taylor was a Big 12 All-Freshman Team selection and earned three Big 12 Freshman of the Week accolades.

In 2018-19, Aston led Texas to a 23-10 overall record and a third-place showing in the Big 12 Conference with a 12-6 overall mark. The Longhorns advanced to the semifinals of the Big 12 Conference Tournament for the sixth consecutive year. It marked the sixth year in a row that the Longhorns had won 20 or more games.

Under Aston's tutelage, junior point guard Sug Sutton

HEAD COACH KAREN ASTON

earned First-Team All-Big 12 Conference honors in 2018-19 and was named to the Big 12 All-Tournament Team. She led the Longhorns in scoring [12.7 points per game], assists per game [5.4] and steals per game [1.3]. Sutton scored in double figures 23 times, including four 20-point performances, and her 178 assists on the year marked the seventh-most in a single season in school history. She was the conference's best all-around point guard as a junior.

In 2017-18, Aston led the Longhorns to a 28-7 overall record and a second-place finish in the Big 12 Conference with a 15-3 overall mark. Texas advanced to the championship game of the Big 12 Conference Tournament for the third time in four years. It marked the fourth year in a row that the Longhorns had won 24 or more games.

For the third time in four seasons, Aston had one of her players selected in the WNBA Draft in 2018. Atkins was chosen with the No. 7 pick by the Washington Mystics, making her the third-highest draft pick in Texas history.

Under Aston's direction, Atkins and fellow senior Brooke McCarty concluded their decorated Texas careers in 2017-18. It marked the end of an impressive four-year span that saw the Longhorns post a 108-32 [.771] overall record, four NCAA Tournament appearances, four NCAA Sweet 16 appearances, one NCAA Elite Eight appearance and three Big 12 Conference second-place finishes. Aston was a semifinalist for the Naismith Coach of the Year award.

Aston was named the Big 12 Conference Coach of the Year in 2016-17, as the Longhorns swept the league's annual honors. McCarty was named the Big 12 Player of the Year, Brianna Taylor was selected as the Big 12 Defensive Player of the Year and Holmes earned Big 12 Freshman of the Year accolades. Aston was one of four finalists nationally for the Naismith Coach of the Year honor.

The Longhorns recorded a 25-9 overall record during the 2016-17 campaign. Texas strung together a 19-game winning streak during the course of the season, which ranks tied for the 10th-longest spree in program history. With a rigorous slate that featured 14 top-25 opponents, the Longhorns recorded seven victories against ranked foes. Texas won 14 consecutive games to start Big 12 Conference play, which marked the best start to the Big 12 schedule in school history. The Longhorns charted a 15-3 record in Big 12 play to finish second in the conference for the second consecutive year.

In 2015-16, Aston led Texas to a historic season. The Longhorns posted a 31-5 overall record, which marked the school's most victories since the 1987-88 season, and tied the school record for most Big 12 Conference wins [15] in a single season. Texas hosted the NCAA First and Second Rounds for the first time since 2010 and advanced to the NCAA Elite Eight for the first time since 2003. The Longhorns opened the year with a 16-0 record, marking the third-best start in program history.

McGee-Stafford, a senior center, was named an honorable mention All-America selection from both The Associated Press and the Women's Basketball Coaches Association in 2015-16, and became the first player in program history to reach the combined milestone of 1,000 career points, 1,000 career rebounds and 200 career blocks. McGee-Stafford was the fourth player in school history to be drafted in the first round of the WNBA Draft, going to the Chicago Sky with the 10th overall pick.

The 2014-15 Longhorns began the season on a 13-game winning streak and capped the year with a run to the NCAA Sweet 16. Texas finished with a 24-11 overall record and advanced to the championship game of the Big 12 Tournament for the first time since 2004. The Longhorns won nine of their last 12 games and posted what were then their most wins in more than a decade. Enemkpali was selected by the Seattle Storm in the third round of the 2015 WNBA Draft.

In 2013-14, Texas began a steady incline that included five wins against ranked opponents, a third-place finish in the Big 12 standings, a 10-win improvement from the previous season, and winning a game in the NCAA Tournament for the first time since 2008. UT's tie for third place in the Big 12 was its highest league finish since 2005.

Aston returned to the Forty Acres in 2012 after five years of experience reviving the women's basketball programs at the University of North Carolina at Charlotte and the University of North Texas.

Aston tripled the Mean Green's victory total in one season, as UNT went 15-16 during the 2011-12 season under her

HEAD COACH KAREN ASTON

direction after winning just five games the previous year. At Charlotte, Aston led the program to record-breaking heights, with 86 victories in four seasons, including a school-record 27 wins in 2010-11.

Aston led the 49ers to four consecutive postseason appearances and the 2009 Atlantic 10 Tournament Championship en route to the school's second-ever NCAA Tournament appearance. In her final season at Charlotte, Aston's squad advanced to the WNIT Final Four.

While on Conradt's Texas staff from 1998-2006, Aston helped the Longhorns post a 173-83 [. 676] record during that span, with seven NCAA Tournament appearances, two trips to the Sweet 16 and a march to the 2003 Final Four. The Longhorns also captured the 2003 Big 12 regular-season and tournament titles, and UT shared the 2004 Big 12 regular-season title. Aston was promoted from assistant coach to associate head coach in July of 2000 after serving as an assistant coach for two seasons.

During her time as an assistant on the Forty Acres, Aston spearheaded the signing of 25 nationally recognized recruits, including seven McDonald's High School All-Americans and seven WBCA/Nike All-Americans. Two of those high school All-Americans – Tiffany Jackson and Erika Arriaran – were named National High School Players of the Year. All eight of the recruiting classes Aston attracted were nationally ranked, including the No. 1 class in the nation in 2005-06.

Aston first came to Austin in 1998 from the University of North Texas, where she served as an assistant coach for two seasons [1996-98]. Prior to joining the North Texas staff, Aston was an assistant coach at Baylor for two seasons [1994-96].

Following Aston's initial stint on the Forty Acres, she was named associate head coach at Baylor during the 2006-07 season. With Aston on board, the Lady Bears won 26 games and reached the second round of the NCAA Tournament.

Before entering the collegiate coaching ranks, Aston was recognized as one of the top high school coaches in the nation. She coached five years at Vilonia High School [1988-93] in Vilonia, Ark., and one year at Fort Smith Northside [1993-94] in Fort Smith, Ark. She guided Fort Smith Northside to a 24-10 record and a fifth-place finish in Class 4A. For her efforts, she was named the Arkansas Northwest Region Coach of the Year.

While at Vilonia, Aston was not only the head basketball coach but also the head cross country and track coach. In 1992-93, she was named the Arkansas Basketball Coach of the Year after leading Vilonia to a 36-1 record and a Class 2A State Championship. Aston's cross country teams also claimed back-to-back state titles in 1991 and 1992.

A native of Benton, Arkansas, Aston was a two-time first-team all-state selection at Bryant High School. She capped her high school career by leading Bryant to the 1982 Arkansas Class 4A State Championship. Aston earned a Bachelor of Arts degree in physical education from Little Rock in 1987. She played two seasons of basketball at UALR after transferring from Ouachita Baptist.

In 2019, Aston was inducted into the Trojan Athletics Hall of Fame at the University of Arkansas at Little Rock and the Bryant [Ark.] High School Athletic Hall of Honor.

2025-26 ROADRUNNER TRACKER

CAREER TRACKER

UTSA RECORDS

750 POINTS

Ereauna Hardaway* 596 (32 at UTSA)
Idara Udo 568

500 POINTS

Saher Alizada* 350
Cheyenne Rowe* 375 (337 at UTSA)
Maya Linton 260

250 POINTS

Jayda Holiman* 249 (37 at UTSA)
Siena Guttadauro 163
Marie Han* 142
Damara Allen 139
Nyayongah Gony* 139 (24 at UTSA)

100 POINTS

Taylor Ross 50
Mia Hammonds 48
Adriana Robles 28
Emilia Dannebauer 20
Sanaa Bean 3

500 REBOUNDS

Idara Udo 445
Maya Linton 302
Ereauna Hardaway* 290 (19 at UTSA)
Cheyenne Rowe* 270 (231 at UTSA)

250 REBOUNDS

Saher Alizada* 150

100 REBOUNDS

Nyayongah Gony* 91 (25 at UTSA)
Damara Allen 84
Jayda Holiman* 80 (17 at UTSA)
Siena Guttadauro 69
Mia Hammonds 62
Taylor Ross 49
Marie Han* 35
Emilia Dannebauer 20
Adriana Robles 14
Sanaa Bean 6

500 ASSISTS

Ereauna Hardaway* 309 (16 at UTSA)

100 ASSISTS

Idara Udo 65
Saher Alizada* 55
Maya Linton 54

50 ASSISTS

Damara Allen 44
Siena Guttadauro 44
Marie Han* 36
Jayda Holiman* 35 (5 at UTSA)
Cheyenne Rowe* 26 (24 at UTSA)
Nyayongah Gony* 18 (1 at UTSA)
Adriana Robles 11
Mia Hammonds 9
Taylor Ross 3

250 STEALS

Ereauna Hardaway* 114 (7 at UTSA)

100 STEALS

Maya Linton 82

50 STEALS

Idara Udo 47
Saher Alizada* 41
Marie Han* 22
Jayda Holiman* 23 (6 at UTSA)
Damara Allen 19
Cheyenne Rowe* 17 (15 at UTSA)
Nyayongah Gony* 17 (4 at UTSA)
Siena Guttadauro 12
Mia Hammonds 10
Emilia Dannebauer 3

100 BLOCKS

Idara Udo 56
Cheyenne Rowe* 23 (19 at UTSA)
Maya Linton 19
Nyayongah Gony* 14 (5 at UTSA)
Taylor Ross 12
Damara Allen 11

50 BLOCKS

Jayda Holiman* 9 (1 at UTSA)
Mia Hammonds 6
Ereauna Hardaway* 5 (1 at UTSA)
Siena Guttadauro 2
Sanaa Bean 2
Emilia Dannebauer 2

10 BLOCKS

Jayda Holiman* 9 (1 at UTSA)
Mia Hammonds 6
Ereauna Hardaway* 5 (1 at UTSA)
Siena Guttadauro 2
Sanaa Bean 2
Emilia Dannebauer 2

* Includes totals from previous schools

POINTS

1. Starlite Williams, 1983-87 1,607
2. Angel Singleton, 1994-98 1,565
3. Margaret Martinovich, 1981-85 1,480
4. Monica Gibbs, 2005-09 1,460
5. Jordyn Jenkins, 2022-25 1,424
6. Tisha Boldt, 1986-91 1,379
7. Kamra King, 2011-15 1,367
8. Tammy Rogers, 1987-91 1,343
9. Michelle Martin, 1989-93 1,192
10. Sharon Wilson, 1985-89 1,173

REBOUNDS

1. Monica Gibbs, 2005-09 990
2. Tesha Smith, 2013-17 800
3. Margaret Martinovich, 1981-85 778
4. Angel Singleton, 1993-98 730
5. Marie Benson, 2016-19 680
6. Tisha Boldt, 1986-91 675
7. Starlite Williams, 83-87 636
8. Akunna Elonu, 2012-15 607
9. Michelle Martin, 1989-93 590
10. Elyssa Coleman, 2021-24 588

ASSISTS

1. Monica Gibbs, 2005-09 693
2. Tammy Rogers, 1987-91 377
3. Rhonda Hoffman, 1983-87 375
4. Sharon Wilson, 1985-89 355
5. Joyce Howard, 1996-98 333
6. Kyra White, 2022-2024 303
7. Shelley Seale, 1981-83 296
8. Sidney Love, 2022-25 280
9. Kim Reed, 2001-05 272
10. Karen Kroen, 1983-87 263

STEALS

1. Starlite Williams, 1983-87 281
2. Kamra King, 2011-15 240
3. Michelle Martin, 1989-93 227
4. Sharon Wilson, 1985-89 223
5. Rhonda Hoffman, 1983-87 222
6. Monica Gibbs, 2005-09 207
7. Terrie Davis, 2004-08 173
8. Tammy Rogers, 1987-91 165
9. Ashley Spaletta, 2011-15 153
10. Crystal Chidomere, 2014-18 150

BLOCKS

1. Elyssa Coleman, 2021-24 140
2. Whitney Wright, 2009-13 105
3. Alysse Davis, 2008-11 98
4. Marie Benson, 2016-19 94
5. Kim Duncan, 1983-85 93
6. Starlite Williams, 1983-87 88
7. Timea Toth, 2016-20 87
8. Jordyn Jenkins, 2022-25 83
9. Mantha Emory, 1993-95 81
10. Tesha Smith, 2013-17 72

POINTS

1. Jordyn Jenkins 2022-23 659
2. Tammy Rogers, 1990-91 583
3. Jordyn Jenkins, 2024-25 560
4. Starlite Williams, 1986-87 538
5. Loryn Goodwin, 2016-17 525
6. Monica Gibbs, 2008-09 514
7. Starlite Williams, 1984-85 493
8. Vivian Ewalefo, 2006-07 480
9. Margaret Martinovich, 1982-83 469
10. Valerie Wells, 1983-84 452

REBOUNDS

1. Onika Anderson, 2008-09 351
2. Monica Gibbs, 2008-09 309
3. Ryba Pawlaczyk, 2008-09 297
4. Marie Benson, 2018-19 289
5. Cindy Pavell, 1981-82 271
6. Ashleigh Franklin, 2009-10 268
7. Tisha Boldt, 1987-88 262
8. Marie Benson, 2017-18 249
9. Margaret Martinovich, 1982-83 247
10. Monica Gibbs, 2007-08 246

ASSISTS

1. Monica Gibbs, 2008-09 221
2. Joyce Howard, 1997-98 201
3. Monica Gibbs, 2007-08 195
4. Tammy Rogers, 1990-91 188
5. Kyra White, 2022-23 160
6. Shelley Seale, 1982-83 173
7. Nina De Leon Negron, 2024-25 149
8. Kyra White, 2022-23 143
9. Monica Gibbs, 2006-07 139
10. Monica Gibbs, 2005-06 138

STEALS

1. Loryn Goodwin, 2016-17 94
2. Starlite Williams, 1986-87 92
3. Jady Pimentel, 2021-22 83
4. Joyce Howard, 1997-98 79
5. Michelle Martin, 1991-92 76
Michelle Martin, 1992-93 76
7. Tammy Rogers, 1990-91 74
8. Sharon Wilson, 1988-89 71
9. Starlite Williams, 1983-84 70
10. Valerie Wells, 1983-84 69
Amber Prose, 2000-01 69

BLOCKS

1. Alysse Davis, 2010-11 78
2. Kim Duncan, 1984-85 57
Elyssa Coleman, 2022-23 57
4. Ryba Pawlaczyk, 2008-09 56
5. Mantha Emory, 1994-95 50
6. Whitney Wright, 2011-12 48
7. Elyssa Coleman, 2023-24 45
8. Timea Toth, 2019-20 44
9. Keelah Wilson, 1999-00 41
10. Whitney Wright, 2012-13 39

PLAYER GAME-BY-GAME STATISTICS



0

SEMA UDO

Freshman • Guard • 6-0 • Plano, Texas • Plano East HS

Udo's Career and 2025-26 Game Highs		
Career / Last	Category	2025-26 / Last
N/A	Points	N/A
N/A	Rebounds	N/A
N/A	Assists	N/A
N/A	Steals	N/A
N/A	Blocks	N/A
N/A	FG Made	N/A
N/A	FG Attempted	N/A
N/A	3PT Made	N/A
N/A	3PT Attempted	N/A
N/A	FT Made	N/A
N/A	FT Attempted	N/A
N/A	Minutes	N/A

OUT FOR 2025-26 SEASON

PLAYER GAME-BY-GAME STATISTICS



1

SIENA GUTTADAURO

Redshirt Junior • Guard • 5-6 • San Jose, California • Archbishop Mitty HS

Guttadauro's Career and 2025-26 Game Highs

Career / Last	Category	2025-26 / Last
13 / March 2, 2024 at Wichita State	Points	N/A
5 / March 21, 2024 at Wyoming	Rebounds	N/A
4 / March 2, 2024 at Wichita State	Assists	N/A
1, 12x / November 9, 2024 vs UTRGV	Steals	N/A
1 / February 2, 2023 vs Western Kentucky	Blocks	N/A
4, 4x / March 2, 2024 at Wichita State	FG Made	N/A
8, 3x / November 20, 2024 vs Texas A&M-Corpus Christi	FG Attempted	N/A
4, 2x / March 2, 2024 at Wichita State	3PT Made	N/A
8 / March 2, 2024 at Wichita State	3PT Attempted	N/A
2, 4x / March 21, 2024 vs Northern Colorado	FT Made	N/A
3 2x / February 4, 2023 vs. Middle Tennessee	FT Attempted	N/A
24 / December 10, 2022 vs Idaho	Minutes	N/A

#1 GUTTADAURO, Siena

2024-25 STATISTICS (HAS YET TO APPEAR IN 2025-26)

Opponent	Date	GS	MIN	Total		3-Pointers		Free throws		Rebounds										
				FG-FGA	PCT	3FG-3FGA	PCT	FT-FTA	PCT	OFF	DEF	TOT	AVG	PF	A	TO	BLK	STL	PTS	AVG
at Texas A&M	11/07/2024		16:33	3-5	.600	1-3	.333	1-2	.500	1	0	1	1.0	1	0	0	0	0	8	8.0
UTRGV	11/09/2024		14:12	1-2	.500	1-2	.500	0-0	.000	0	1	1	1.0	1	2	1	0	1	3	5.5
at New Mexico St.	11/14/2024		13:47	0-2	.000	0-1	.000	0-0	.000	0	1	1	1.0	0	2	0	0	0	0	3.7
at UTEP	11/16/2024		11:49	1-3	.333	0-2	.000	0-0	.000	0	0	0	0.8	0	1	3	0	0	2	3.3
A&M-Corpus Christi	11/20/2024		19:39	2-8	.250	2-7	.286	0-0	.000	2	0	2	1.0	1	2	0	0	0	6	3.8
Totals		0	76:01	7-20	.350	4-15	.267	1-2	.500	3	2	5	1.0	3	7	4	0	1	19	3.8

Player Averages

Games Played	Minutes/ game	Points/ game	FG Pct	3FG Pct	FT Pct	Rebounds/ game	Assists/ game	Turnovers/ game	Assist/Turnover ratio	Steals/ game	Blocks/ game
5	15.2	3.8	35.0	26.7	50.0	1.0	1.4	0.8	1.8	0.2	0.0

PLAYER GAME-BY-GAME STATISTICS

2

EREAUNA HARDAWAY



Senior • Point Guard • 5-8 • Jonesboro, Ark. • Jonesboro HS • North Texas

Hardaway's Career and 2025-26 Game Highs (* at North Texas)

Career / Last	Category	2025-26 / Last
21 / December 7, 2024 vs Southern Illinois*	Points	15 / November 19, 2025 at UIW
7, 3x / January 4, 2025 at Memphis*	Rebounds	4, 2x / November 24, 2025 vs Auburn
8 / February 26, 2025 vs Charlotte*	Assists	4, 2x / November 26, 2025 vs GCU
4, 2x / December 4, 2024 at New Mexico*	Steals	3, 2x / November 13, 2025 vs Texas State
1, 5x / November 19, 2025 at UIW	Blocks	1 / November 19, 2025 at UIW
7, 3x / February 4, 2025 at UTSA*	FG Made	5 / November 19, 2025 at UIW
18 / February 4, 2025 at UTSA*	FG Attempted	8, 2x / November 24, 2025 vs Auburn
3, 2x / February 9, 2025 vs Tulane*	3PT Made	1, 2x / November 26, 2025 vs GCU
6 / January 8, 2025 vs Tulane*	3PT Attempted	3 / November 19, 2025 at UIW
6, 3x / February 9, 2025 vs Tulane*	FT Made	4 / November 19, 2025 at UIW
8 / February 26, 2025 vs Charlotte*	FT Attempted	6 / November 8, 2025 at Houston
45 / February 22, 2025 at East Carolina*	Minutes	36 / November 19, 2025 at UIW

#2 HARDAWAY, Ereauna

2025-26 STATISTICS

Opponent	Date	GS	MIN	Total		3-Pointers		Free throws		Rebounds				PF	A	TO	BLK	STL	PTS	
				FG-FGA	PCT	3FG-3FGA	PCT	FT-FTA	PCT	OFF	DEF	TOT	AVG							
at Houston	11/08/2025		25:13	1-4	.250	0-1	.000	2-6	.333	0	4	4	4.0	1	3	4	0	3	4	4.0
Texas St.	11/13/2025	*	28:07	1-3	.333	0-0	.000	2-4	.500	0	4	4	4.0	2	4	5	0	3	4	4.0
at UIW	11/19/2025	*	36:24	5-8	.625	1-3	.333	4-5	.800	1	3	4	4.0	0	3	3	1	0	15	7.7
vs Auburn	11/24/2025	*	32:18	1-8	.125	0-2	.000	0-0	.000	1	3	4	4.0	2	2	5	0	1	2	6.3
vs Grand Canyon	11/26/2025	*	32:08	3-7	.429	1-1	1.000	0-0	.000	0	3	3	3.8	3	4	2	0	0	7	6.4
Totals		4	154:10	11-30	.367	2-7	.286	8-15	.533	2	17	19	3.8	8	16	19	1	7	32	6.4

Player Averages

Games Played	Minutes/game	Points/game	FG Pct	3FG Pct	FT Pct	Rebounds/game	Assists/game	Turnovers/game	Assist/Turnover ratio	Steals/game	Blocks/game
5	30.8	6.4	36.7	28.6	53.3	3.8	3.2	3.8	0.8	1.4	0.2

PLAYER GAME-BY-GAME STATISTICS



3

SAHER ALIZADA

Junior • Guard • 5-10 • Montreal, Canada • E.S. Saint-Laurent • South Plains College

Alizada's Career and 2025-26 Game Highs (* at South Plains College)

Career / Last	Category	2025-26 / Last
21 / Nov 2, 2024 vs Coastal Bend College*	Points	N/A
9 / Jan 30, 2025 vs Odessa College*	Rebounds	N/A
4 / Nov 29, 2024 vs Kilgore College*	Assists	N/A
3 / Jan 18, 2024 vs Clarendon*	Steals	N/A
N/A	Blocks	N/A
8 / Nov 2, 2024 vs Coastal Bend College*	FG Made	N/A
15 / Nov 2, 2024 vs Coastal Bend College*	FG Attempted	N/A
3 / Nov 2, 2024 vs Coastal Bend College*	3PT Made	N/A
10 / Jan 16, 2025 at Clarendon College*	3PT Attempted	N/A
5 / Dec 3, 2024 vs Cisco College*	FT Made	N/A
6 / Dec 3, 2024 vs Cisco College*	FT Attempted	N/A
34 / Jan 30, 2025 vs Odessa College*	Minutes	N/A

HAS YET TO APPEAR IN 2025-26

PLAYER GAME-BY-GAME STATISTICS

4

DAMARA ALLEN



Sophomore • Guard • 5-10 • Aurora, Colo. • Cherokee Trail HS

Allen's Career and 2025-26 Game Highs

Career / Last	Category	2025-26 / Last
12, 2x / November 26, 2025 vs GCU	Points	12, 2x / November 26, 2025 vs GCU
6 / November 26, 2025 vs GCU	Rebounds	6 / November 26, 2025 vs GCU
4, 2x / November 13, 2025 vs Texas State	Assists	4 / November 13, 2025 vs Texas State
2, 2x / November 8, 2025 at Houston	Steals	2, 2x / November 8, 2025 at Houston
2 / January 11, 2025 vs Wichita State	Blocks	1, 2x / November 26, 2025 vs GCU
4, 3x / November 6, 2025 at Texas Tech	FG Made	5 / November 8, 2025 at Houston
11, 2x / November 8, 2025 at Houston	FG Attempted	11, 2x / November 8, 2025 at Houston
3, 2x / January 15, 2024 at Memphis	3PT Made	2, 3x / November 26, 2025 vs GCU
5, 2x / November 6, 2025 at Texas Tech	3PT Attempted	5 / November 6, 2025 at Texas Tech
3, 2x / November 24, 2025 vs Auburn	FT Made	3 / November 24, 2025 vs Auburn
5 / November 19, 2025 at UIW	FT Attempted	5 / November 19, 2025 at UIW
36 / November 6, 2025 at Texas Tech	Minutes	36 / November 6, 2025 at Texas Tech

#4 ALLEN, Damara

2025-26 STATISTICS

Opponent	Date	GS	MIN	Total		3-Pointers		Free throws		Rebounds				PF	A	TO	BLK	STL	PTS	AVG
				FG-FGA	PCT	3FG-3FGA	PCT	FT-FTA	PCT	OFF	DEF	TOT	AVG							
at Texas Tech	11/06/2025	*	36:15	4-11	.364	2-5	.400	2-4	.500	2	3	5	5.0	2	2	6	0	2	12	12.0
at Houston	11/08/2025	*	32:06	5-11	.455	1-4	.250	0-0	.000	1	3	4	4.5	1	0	3	1	2	11	11.5
Texas St.	11/13/2025	*	27:26	2-4	.500	2-3	.667	0-0	.000	0	3	3	4.0	0	4	1	0	0	6	9.7
at UIW	11/19/2025	*	28:20	2-5	.400	1-4	.250	3-5	.600	0	3	3	3.8	4	3	0	1	0	8	9.3
vs Auburn	11/24/2025	*	23:02	1-6	.167	1-3	.333	3-4	.750	0	3	3	3.6	0	2	4	0	1	6	8.6
vs Grand Canyon	11/26/2025	*	30:11	4-9	.444	2-3	.667	2-2	1.000	2	4	6	4.0	0	2	4	1	1	12	9.2
Totals		6	177:20	18-46	.391	9-22	.409	10-15	.667	5	19	24	4.0	7	13	18	3	6	55	9.2

Player Averages

Games Played	Minutes/ game	Points/ game	FG Pct	3FG Pct	FT Pct	Rebounds/ game	Assists/ game	Turnovers/ game	Assist/Turnover ratio	Steals/ game	Blocks/ game
6	29.6	9.2	39.1	40.9	66.7	4.0	2.2	3.0	0.7	1.0	0.5

PLAYER GAME-BY-GAME STATISTICS



5

MIA HAMMONDS

Sophomore • Guard • 6-3 • Cibolo, Texas • Steele HS

Hammonds' Career and 2025-26 Game Highs

Career / Last	Category	2025-26 / Last
16 / November 13, 2025 vs Texas State.....	Points	16 / November 13, 2025 vs Texas State
9 / November 8, 2025 at Houston.....	Rebounds	9 / November 8, 2025 at Houston
3 / November 19, 2025 at UIW	Assists	3 / November 19, 2025 at UIW
3 / November 8, 2025 at Houston.....	Steals	3 / November 8, 2025 at Houston
3 / November 13, 2025 vs Texas State.....	Blocks	3 / November 13, 2025 vs Texas State
7 / November 13, 2025 vs Texas State.....	FG Made	7 / November 13, 2025 vs Texas State
11, 2x / November 13, 2025 vs Texas State	FG Attempted	11, 2x / November 13, 2025 vs Texas State
1, 3x / November 19, 2025 at UIW.....	3PT Made	1, 2x / November 19, 2025 at UIW
4 / November 6, 2025 at Texas Tech.....	3PT Attempted.....	4 / November 6, 2025 at Texas Tech
4 / November 6, 2025 at Texas Tech.....	FT Made	4 / November 6, 2025 at Texas Tech
4, 2x / November 19, 2025 at UIW	FT Attempted	4 / November 19, 2025 at UIW
36 / November 8, 2025 at Houston	Minutes.....	36 / November 8, 2025 at Houston

#5 HAMMONDS, Mia

2025-26 STATISTICS

Opponent	Date	GS	MIN	Total		3-Pointers		Free throws		Rebounds										
				FG-FGA	PCT	3FG-3FGA	PCT	FT-FTA	PCT	OFF	DEF	TOT	AVG	PF	A	TO	BLK	STL	PTS	AVG
at Texas Tech	11/06/2025	*	34:17	1-10	.100	0-4	.000	4-4	1.000	2	5	7	7.0	4	1	6	1	0	6	6.0
at Houston	11/08/2025	*	36:25	3-11	.273	0-3	.000	1-2	.500	1	8	9	8.0	1	1	7	0	3	7	6.5
Texas St.	11/13/2025	*	31:16	7-11	.636	1-2	.500	1-2	.500	0	5	5	7.0	2	0	5	3	1	16	9.7
at UIW	11/19/2025	*	21:54	2-8	.250	1-2	.500	3-4	.750	1	4	5	6.5	4	3	4	0	0	8	9.3
vs Auburn	11/24/2025	*	16:17	0-2	.000	0-1	.000	0-0	.000	0	3	3	5.8	1	1	4	0	2	0	7.4
vs Grand Canyon	11/26/2025		18:39	0-0	.000	0-0	.000	0-0	.000	0	3	3	5.3	3	0	3	0	1	0	6.2
Totals		5	158:48	13-42	.310	2-12	.167	9-12	.750	4	28	32	5.3	15	6	29	4	7	37	6.2

Player Averages

Games Played	Minutes/ game	Points/ game	FG Pct	3FG Pct	FT Pct	Rebounds/ game	Assists/ game	Turnovers/ game	Assist/Turnover ratio	Steals/ game	Blocks/ game
6	26.5	6.2	31.0	16.7	75.0	5.3	1.0	4.8	0.2	1.2	0.7

PLAYER GAME-BY-GAME STATISTICS



7

NYAYONGAH GONY

Redshirt Senior • Forward • 6-4 • Lincoln, Neb. • Lincoln HS • Miami (FL) • Miss State

Gony's Career and 2025-26 Game Highs (* at Previous Schools)

Career / Last	Category	2025-26 / Last
13 / January 17, 2021 at Syracuse*	Points	N/A
10 / November 29, 2023 vs Miami (FL)*	Rebounds	N/A
3 / November 29, 2022 vs ULM*	Assists	N/A
3 / November 7, 2024 at Texas A&M	Steals	N/A
3 / November 29, 2023 vs Miami (FL)*	Blocks	N/A
4 / January 17, 2021 at Syracuse*	FG Made	N/A
9 / November 29, 2023 vs Miami (FL)*	FG Attempted	N/A
3 / February 14, 2021 at Florida State*	3PT Made	N/A
8 / February 14, 2021 at Florida State*	3PT Attempted	N/A
4, 2x / November 9, 2024 vs UTRGV	FT Made	N/A
4, 2x / November 9, 2024 vs UTRGV	FT Attempted	N/A
38 / November 29, 2023 vs Miami (FL)*	Minutes	N/A

#7 GONY, Nyayongah

2024-25 STATISTICS (HAS YET TO APPEAR IN 2025-26)

Opponent	Date	GS	MIN	Total		3-Pointers		Free throws		Rebounds				PF	A	TO	BLK	STL	PTS	AVG
				FG-FGA	PCT	3FG-3FGA	PCT	FT-FTA	PCT	OFF	DEF	TOT	AVG							
at Texas A&M	11/07/2024		16:54	0-4	.000	0-1	.000	0-0	.000	1	2	3	3.0	1	0	2	1	3	0	0.0
UTRGV	11/09/2024		12:24	1-2	.500	0-0	.000	4-4	1.000	1	2	3	3.0	1	0	2	2	0	6	3.0
at New Mexico St.	11/14/2024		11:19	1-2	.500	1-1	1.000	0-0	.000	1	2	3	3.0	2	1	2	1	0	3	3.0
at UTEP	11/16/2024		25:43	2-3	.667	0-0	.000	3-4	.750	3	3	6	3.8	1	0	1	0	0	7	4.0
A&M-Corpus Christi	11/20/2024		11:39	1-2	.500	0-1	.000	0-0	.000	3	0	3	3.6	3	0	2	0	0	2	3.6
vs UNC Greensboro	11/28/2024		09:20	1-2	.500	0-0	.000	0-0	.000	0	0	0	3.0	2	0	0	0	1	2	3.3
vs Towson	11/29/2024		05:38	0-1	.000	0-0	.000	0-0	.000	0	1	1	2.7	0	0	1	0	0	0	2.9
at Stanford	12/16/2024		01:45	0-0	.000	0-0	.000	0-0	.000	0	0	0	2.4	0	0	1	0	0	0	2.5
UT Arlington	12/19/2024		10:13	1-2	.500	0-0	.000	0-0	.000	2	2	4	2.6	3	0	1	0	0	2	2.4
at Texas St.	12/21/2024		10:09	1-2	.500	0-1	.000	0-1	.000	0	0	0	2.3	1	0	0	1	0	2	2.4
at Charlotte	12/29/2024		11:03	0-2	.000	0-1	.000	0-0	.000	0	2	2	2.3	1	0	2	0	0	0	2.2
at Tulsa	01/04/2025		01:42	0-1	.000	0-1	.000	0-0	.000	0	0	0	2.1	0	0	0	0	0	0	2.0
Totals		0	127:49	8-23	.348	1-6	.167	7-9	.778	11	14	25	2.1	15	1	14	5	4	24	2.0

Player Averages

Games Played	Minutes/game	Points/game	FG Pct	3FG Pct	FT Pct	Rebounds/game	Assists/game	Turnovers/game	Assist/Turnover ratio	Steals/game	Blocks/game
12	10.7	2.0	34.8	16.7	77.8	2.1	0.1	1.2	0.1	0.3	0.4

PLAYER GAME-BY-GAME STATISTICS



10

SANAA BEAN

Freshman • Forward • 6-3 • New Orleans, La. • Edna Karr HS

Bean's Career and 2025-26 Game Highs

Career / Last	Category	2025-26 / Last
2 / November 24, 2025 vs Auburn	Points	2 / November 24, 2025 vs Auburn
3 / November 8, 2025 at Houston	Rebounds	3 / November 8, 2025 at Houston
N/A	Assists	N/A
N/A	Steals	N/A
1, 2x / November 26, 2025 vs GCU	Blocks	1, 2x / November 26, 2025 vs GCU
N/A	FG Made	N/A
1, 2x / November 26, 2025 vs GCU	FG Attempted	1, 2x / November 26, 2025 vs GCU
N/A	3PT Made	N/A
N/A	3PT Attempted	N/A
2 / November 24, 2025 vs Auburn	FT Made	2 / November 24, 2025 vs Auburn
2, 2x / November 24, 2025 vs Auburn	FT Attempted	2, 2x / November 24, 2025 vs Auburn
11 / November 24, 2025 vs Auburn	Minutes	11 / November 24, 2025 vs Auburn

#10 BEAN, Sanaa

2025-26 STATISTICS

Opponent	Date	GS	MIN	Total		3-Pointers		Free throws		Rebounds				PF	A	TO	BLK	STL	PTS	AVG
				FG-FGA	PCT	3FG-3FGA	PCT	FT-FTA	PCT	OFF	DEF	TOT	AVG							
at Texas Tech	11/06/2025		05:35	0-0	.000	0-0	.000	0-0	.000	0	0	0	0.0	3	0	0	0	0	0	0.0
at Houston	11/08/2025		05:55	0-0	.000	0-0	.000	0-0	.000	0	3	3	1.5	0	0	0	1	0	0	0.0
Texas St.	11/13/2025		05:46	0-1	.000	0-0	.000	1-2	.500	1	0	1	1.3	2	0	4	0	0	1	0.3
at UIW	11/19/2025		04:05	0-0	.000	0-0	.000	0-0	.000	0	0	0	1.0	1	0	0	0	0	0	0.3
vs Auburn	11/24/2025		11:54	0-1	.000	0-0	.000	2-2	1.000	0	1	1	1.0	1	0	1	0	0	2	0.6
vs Grand Canyon	11/26/2025		06:21	0-1	.000	0-0	.000	0-0	.000	1	0	1	1.0	1	0	1	1	0	0	0.5
Totals		0	39:37	0-3	.000	0-0	.000	3-4	.750	2	4	6	1.0	8	0	6	2	0	3	0.5

Player Averages

Games Played	Minutes/game	Points/game	FG Pct	3FG Pct	FT Pct	Rebounds/game	Assists/game	Turnovers/game	Assist/Turnover ratio	Steals/game	Blocks/game
6	6.6	0.5	0.0	0.0	75.0	1.0	0.0	1.0	0.0	0.0	0.3

PLAYER GAME-BY-GAME STATISTICS

11

JAYDA HOLIMAN

Junior • Point Guard • 5-6 • McAlester, Okla. • McAlester HS • UTRGV



Holiman's Career and 2025-26 Game Highs (* at UTRGV)

Career / Last	Category	2025-26 / Last
17, 2x / Feb 24, 2024 / vs Seattle U*	Points	14 / November 24, 2025 vs Auburn
8, 3x / November 26, 2025 vs GCU	Rebounds	8 / November 26, 2025 vs GCU
3, 3x / Mar 9, 2024 / at Southern Utah*	Assists	2, 2x / November 26, 2025 vs GCU
3 / Mar 2, 2024 / vs California Baptist*	Steals	2 / November 24, 2025 vs Auburn
2 / Mar 2, 2024 / vs California Baptist	Blocks	1 / November 13, 2025 vs Texas State
7 / Jan 25, 2024 / at California Baptist*	FG Made	4 / November 26, 2025 vs GCU
17 / Jan 25, 2024 / at California Baptist*	FG Attempted	12 / November 26, 2025 vs GCU
5, 2x / Mar 7, 2024 / at Utah Tech*	3PT Made	4 / November 26, 2025 vs GCU
12 / Feb 22, 2024 / vs Utah Valley*	3PT Attempted	8 / November 26, 2025 vs GCU
6 / Jan 18, 2024 / vs UT Arlington*	FT Made	5 / November 24, 2025 vs Auburn
6, 2x / November 24, 2025 vs Auburn	FT Attempted	6 / November 24, 2025 vs Auburn
40 / Feb 24, 2024 / vs Seattle U*	Minutes	30 / November 26, 2025 vs GCU

#11 HOLIMAN, Jayda

2025-26 STATISTICS

Opponent	Date	GS	MIN	Total		3-Pointers		Free throws		Rebounds				PF	A	TO	BLK	STL	PTS	AVG
				FG-FGA	PCT	3FG-3FGA	PCT	FT-FTA	PCT	OFF	DEF	TOT	AVG							
at Texas Tech	11/06/2025		18:38	1-3	.333	1-2	.500	0-0	.000	0	2	2	2.0	1	1	1	0	1	3	3.0
at Houston	11/08/2025		14:24	1-3	.333	1-3	.333	0-0	.000	0	0	0	1.0	1	2	1	0	0	3	3.0
Texas St.	11/13/2025		18:11	1-3	.333	1-3	.333	0-0	.000	0	0	0	0.7	2	0	0	1	1	3	3.0
at UIW	11/19/2025		22:03	1-4	.250	0-2	.000	0-0	.000	0	4	4	1.5	1	0	1	0	1	2	2.8
vs Auburn	11/24/2025		25:53	4-9	.444	1-4	.250	5-6	.833	2	1	3	1.8	4	0	6	0	2	14	5.0
vs Grand Canyon	11/26/2025	*	30:51	4-12	.333	4-8	.500	0-0	.000	3	5	8	2.8	2	2	2	0	1	12	6.2
Totals		1	129:60	12-34	.353	8-22	.364	5-6	.833	5	12	17	2.8	11	5	11	1	6	37	6.2

Player Averages

Games Played	Minutes/game	Points/game	FG Pct	3FG Pct	FT Pct	Rebounds/game	Assists/game	Turnovers/game	Assist/Turnover ratio	Steals/game	Blocks/game
6	21.7	6.2	35.3	36.4	83.3	2.8	0.8	1.8	0.5	1.0	0.2

PLAYER GAME-BY-GAME STATISTICS

13

TAYLOR ROSS

Sophomore • Forward • 6-1 • San Antonio, Texas • Brennan HS



Ross' Career and 2025-26 Game Highs

Career / Last	Category	2025-26 / Last
7 / November 29, 2024 vs Towson	Points	N/A
7 / February 12, 2025 vs East Carolina	Rebounds	N/A
1, 3x / February 26, 2025 at Tulane	Assists	N/A
1, 3x / December 21, 2024 at Texas State	Steals	N/A
3, 2x / February 12, 2025 vs East Carolina	Blocks	N/A
3 / January 8, 2024 vs Rice	FG Made	N/A
6 / January 8, 2024 vs Rice	FG Attempted	N/A
1, 3x / December 19, 2024 vs UT Arlington	3PT Made	N/A
2, 2x / January 8, 2024 vs Rice	3PT Attempted	N/A
3 / December 19, 2024 vs UT Arlington	FT Made	N/A
4 / December 19, 2024 vs UT Arlington	FT Attempted	N/A
18 / February 12, 2025 vs East Carolina	Minutes	N/A

#13 ROSS, Taylor

2024-25 STATISTICS (OUT FOR 2025-26 SEASON)

Opponent	Date	GS	MIN	Total		3-Pointers		Free throws		Rebounds				PF	A	TO	BLK	STL	PTS	AVG
				FG-FGA	PCT	3FG-3FGA	PCT	FT-FTA	PCT	OFF	DEF	TOT	AVG							
at Texas A&M	11/07/2024		02:26	0-0	.000	0-0	.000	0-0	.000	0	0	0	0.0	1	0	1	0	0	0	0.0
A&M-Corpus Christi	11/20/2024		05:52	0-2	.000	0-0	.000	0-0	.000	2	2	4	2.0	1	0	1	0	0	0	0.0
vs UNC Greensboro	11/28/2024		05:37	1-1	1.000	0-0	.000	0-0	.000	1	1	2	2.0	2	0	1	0	0	2	0.7
vs Towson	11/29/2024		10:54	2-3	.667	1-2	.500	2-3	.667	2	1	3	2.3	1	0	1	0	1	7	2.3
Sam Houston	12/07/2024		06:59	2-2	1.000	0-0	.000	1-1	1.000	2	4	6	3.0	0	0	0	3	0	5	2.8
at Stanford	12/16/2024		04:41	1-1	1.000	1-1	1.000	0-0	.000	0	3	3	3.0	0	0	0	0	0	3	2.8
UT Arlington	12/19/2024		13:48	1-4	.250	1-1	1.000	3-4	.750	2	2	4	3.1	2	0	0	1	1	6	3.3
at Texas St.	12/21/2024		06:08	0-2	.000	0-0	.000	0-0	.000	0	1	1	2.9	4	0	3	1	1	0	2.9
at Charlotte	12/29/2024		03:04	0-0	.000	0-0	.000	0-0	.000	0	1	1	2.7	1	0	0	2	0	0	2.6
Rice	01/08/2025		06:21	3-6	.500	0-2	.000	0-0	.000	3	1	4	2.8	1	0	0	0	0	6	2.9
Wichita St.	01/11/2025		12:08	1-2	.500	0-0	.000	0-0	.000	1	1	2	2.7	0	1	0	0	0	2	2.8
at UAB	01/18/2025		02:24	1-1	1.000	1-1	1.000	0-0	.000	0	0	0	2.5	1	0	0	0	0	3	2.8
Tulsa	01/22/2025		00:36	0-0	.000	0-0	.000	0-0	.000	0	0	0	2.3	0	0	1	0	0	0	2.6
at South Fla.	01/29/2025		07:22	0-1	.000	0-0	.000	2-2	1.000	1	1	2	2.3	2	0	1	0	0	2	2.6
Temple	02/01/2025		03:35	0-0	.000	0-0	.000	0-0	.000	0	0	0	2.1	0	0	1	0	0	0	2.4
at Wichita St.	02/08/2025		02:30	1-1	1.000	0-0	.000	0-0	.000	0	0	0	2.0	1	0	2	0	0	2	2.4
East Carolina	02/12/2025		18:16	1-3	.333	0-1	.000	1-2	.500	3	4	7	2.3	2	1	2	3	0	3	2.4
Memphis	02/15/2025		10:56	1-3	.333	0-0	.000	1-2	.500	0	4	4	2.4	2	0	0	2	0	3	2.4
at Rice	02/22/2025		04:06	1-1	1.000	0-0	.000	0-0	.000	1	1	2	2.4	1	0	0	0	0	2	2.4
at Tulane	02/25/2025		03:49	0-0	.000	0-0	.000	0-0	.000	0	0	0	2.3	1	1	2	0	0	0	2.3
Fla. Atlantic	03/01/2025		04:41	1-1	1.000	0-0	.000	0-0	.000	1	1	2	2.2	1	0	0	0	0	2	2.3
at East Carolina	03/04/2025		06:57	0-2	.000	0-1	.000	0-0	.000	1	0	1	2.2	1	0	1	0	0	0	2.2
at Gonzaga	03/20/2025		04:34	1-1	1.000	0-0	.000	0-0	.000	0	1	1	2.1	0	0	0	0	0	2	2.2
Totals		0	147:44	18-37	.486	4-9	.444	10-14	.714	20	29	49	2.1	25	3	17	12	3	50	2.2

Player Averages

Games Played	Minutes/game	Points/game	FG Pct	3FG Pct	FT Pct	Rebounds/game	Assists/game	Turnovers/game	Assist/Turnover ratio	Steals/game	Blocks/game
23	6.4	2.2	48.6	44.4	71.4	2.1	0.1	0.7	0.2	0.1	0.5

PLAYER GAME-BY-GAME STATISTICS

14

MARIE HAN

Sophomore • Guard • 5-3 • Austin, Texas • Vista Ridge HS • Fort Scott CC



Han's Career and 2025-26 Game Highs (* at Fort Scott CC)

Career / Last	Category	2025-26 / Last
16 / November 7, 2024 vs Haskell Indian Nations University*	Points	N/A
4 / January 18, 2025 vs KCKCC*	Rebounds	N/A
5 / January 15, 2025 vs Labette*	Assists	N/A
3 / February 15, 2025 vs Hesston College*	Steals	N/A
N/A	Blocks	N/A
6 / November 7, 2024 vs Haskell Indian Nations University *	FG Made	N/A
12 / November 7, 2024 vs Haskell Indian Nations University*	FG Attempted	N/A
4 / November 7, 2024 vs Haskell Indian Nations University*	3PT Made	N/A
8 / November 12, 2024 vs Shorter College*	3PT Attempted	N/A
2 / November 19, 2024 vs Shorter College*	FT Made	N/A
4 / March 3, 2025 vs Neosho County*	FT Attempted	N/A
32 / March 3, 2025 vs Neosho County*	Minutes	N/A

HAS YET TO APPEAR IN 2025-26

PLAYER GAME-BY-GAME STATISTICS



16

ADRIANA ROBLES

Freshman • Point Guard • 5-5 • Arecibo, Puerto Rico • Fossil Ridge HS

Robles' Career and 2025-26 Game Highs

Career / Last	Category	2025-26 / Last
11 / November 19, 2025 at UIW	Points	11 / November 19, 2025 at UIW
4 / November 19, 2025 at UIW	Rebounds	4 / November 19, 2025 at UIW
4 / November 8, 2025 at Houston	Assists	4 / November 8, 2025 at Houston
2 / November 13, 2025 vs Texas State	Steals	2 / November 13, 2025 vs Texas State
N/A	Blocks	N/A
4 / November 19, 2025 at UIW	FG Made	4 / November 19, 2025 at UIW
12 / November 6, 2025 at Texas Tech	FG Attempted	12 / November 6, 2025 at Texas Tech
1 / November 19, 2025 at UIW	3PT Made	1 / November 19, 2025 at UIW
7 / November 6, 2025 at Texas Tech	3PT Attempted	7 / November 6, 2025 at Texas Tech
6 / November 6, 2025 at Texas Tech	FT Made	6 / November 6, 2025 at Texas Tech
10 / November 6, 2025 at Texas Tech	FT Attempted	10 / November 6, 2025 at Texas Tech
33 / November 6, 2025 at Texas Tech	Minutes	33 / November 6, 2025 at Texas Tech

#16 ROBLES, Adriana

2025-26 STATISTICS

Opponent	Date	GS	MIN	Total		3-Pointers		Free throws		Rebounds				PF	A	TO	BLK	STL	PTS	AVG
				FG-FGA	PCT	3FG-3FGA	PCT	FT-FTA	PCT	OFF	DEF	TOT	AVG							
at Texas Tech	11/06/2025	*	32:54	2-12	.167	0-7	.000	6-10	.600	0	3	3	3.0	3	1	6	0	0	10	10.0
at Houston	11/08/2025	*	21:09	0-6	.000	0-3	.000	0-2	.000	2	0	2	2.5	4	4	2	0	0	0	5.0
Texas St.	11/13/2025		19:00	0-3	.000	0-0	.000	3-3	1.000	0	2	2	2.3	2	2	0	0	2	3	4.3
at UIW	11/19/2025		21:12	4-5	.800	1-2	.500	2-2	1.000	0	4	4	2.8	1	0	0	0	0	11	6.0
vs Auburn	11/24/2025		24:03	1-3	.333	0-1	.000	1-4	.250	0	2	2	2.6	1	3	2	0	0	3	5.4
vs Grand Canyon	11/26/2025		12:45	0-1	.000	0-0	.000	1-2	.500	0	1	1	2.3	3	1	0	0	0	1	4.7
Totals		2	131:03	7-30	.233	1-13	.077	13-23	.565	2	12	14	2.3	14	11	10	0	2	28	4.7

Player Averages

Games Played	Minutes/game	Points/game	FG Pct	3FG Pct	FT Pct	Rebounds/game	Assists/game	Turnovers/game	Assist/Turnover ratio	Steals/game	Blocks/game
6	21.8	4.7	23.3	7.7	56.5	2.3	1.8	1.7	1.1	0.3	0.0

PLAYER GAME-BY-GAME STATISTICS

20

MAYA LINTON



Senior • Forward • 6-0 • Duncanville, Texas • Duncanville HS

Linton's Career and 2025-26 Game Highs

Career / Last	Category	2025-26 / Last
15 / November 18, 2023 at UT Arlington.....	Points	N/A
10, 2x / March 1 vs Florida Atlantic	Rebounds	N/A
3, 3x / March 20, 2025 at Gonzaga	Assists	N/A
5 / February 4, 2025 vs. North Texas	Steals	N/A
2, 2x / February 12, 2025 vs East Carolina	Blocks	N/A
6 / November 18, 2023 at UT Arlington.....	FG Made	N/A
11 / November 18, 2023 at UT Arlington.....	FG Attempted	N/A
3 / March 1 vs Florida Atlantic	3PT Made	N/A
6 / March 1 vs Florida Atlantic	3PT Attempted	N/A
5 / November 28, 2024 vs UNC Greensboro.....	FT Made	N/A
8 / November 24, 2023 at Sam Houston.....	FT Attempted	N/A
35 / January 8, 2024 vs Rice	Minutes	N/A

#20 LINTON, Maya

2024-25 STATISTICS (HAS YET TO APPEAR IN 2025-26)

Opponent	Date	GS	MIN	Total		3-Pointers		Free throws		Rebounds				PF	A	TO	BLK	STL	PTS	AVG
				FG-FGA	PCT	3FG-3FGA	PCT	FT-FTA	PCT	OFF	DEF	TOT	AVG							
at Texas A&M	11/07/2024	*	13:48	1-3	.333	1-3	.333	0-0	.000	0	1	1	1.0	5	0	0	0	2	3	3.0
UTRGV	11/09/2024		12:18	0-0	.000	0-0	.000	0-0	.000	0	0	0	0.5	1	0	2	0	1	0	1.5
at New Mexico St.	11/14/2024		16:44	3-9	.333	1-4	.250	0-1	.000	2	1	3	1.3	4	0	2	0	0	7	3.3
at UTEP	11/16/2024	*	26:46	5-8	.625	2-3	.667	0-0	.000	1	0	1	1.3	4	2	1	1	1	12	5.5
A&M-Corpus Christi	11/20/2024	*	23:27	1-4	.250	0-3	.000	1-2	.500	4	4	8	2.6	3	2	2	1	3	3	5.0
vs UNC Greensboro	11/28/2024	*	28:35	2-5	.400	2-4	.500	5-6	.833	1	2	3	2.7	1	3	6	1	2	11	6.0
vs Towson	11/29/2024	*	16:42	1-4	.250	0-3	.000	0-0	.000	0	1	1	2.4	1	2	4	0	1	2	5.4
Sam Houston	12/07/2024	*	18:03	3-7	.429	1-2	.500	1-2	.500	2	2	4	2.6	4	1	2	0	1	8	5.8
at Stanford	12/16/2024	*	21:11	0-3	.000	0-0	.000	0-0	.000	0	3	3	2.7	5	1	1	0	2	0	5.1
UT Arlington	12/19/2024	*	12:38	0-2	.000	0-1	.000	0-0	.000	0	0	0	2.4	3	0	2	0	0	0	4.6
at Texas St.	12/21/2024	*	19:00	0-2	.000	0-1	.000	1-2	.500	1	4	5	2.6	3	0	4	0	2	1	4.3
at Charlotte	12/29/2024	*	31:08	4-7	.571	2-5	.400	1-4	.250	4	5	9	3.2	3	1	4	0	3	11	4.8
UAB	01/01/2025	*	16:25	0-3	.000	0-1	.000	0-0	.000	0	0	0	2.9	2	0	2	1	0	0	4.5
at Tulsa	01/04/2025	*	34:08	1-2	.500	1-2	.500	1-2	.500	1	5	6	3.1	3	3	4	0	0	4	4.4
Rice	01/08/2025	*	35:12	1-3	.333	0-2	.000	1-1	1.000	1	0	1	3.0	2	1	0	1	1	3	4.3
Wichita St.	01/11/2025	*	15:43	1-3	.333	0-2	.000	0-0	.000	0	2	2	2.9	2	1	3	1	1	2	4.2
at UAB	01/18/2025		18:59	0-4	.000	0-2	.000	0-0	.000	0	2	2	2.9	2	1	0	0	0	0	3.9
Tulsa	01/22/2025	*	30:20	1-5	.200	0-2	.000	0-0	.000	1	2	3	2.9	1	3	2	0	1	2	3.8
at South Fla.	01/29/2025	*	20:46	3-5	.600	2-2	1.000	0-0	.000	0	0	0	2.7	3	2	2	0	2	8	4.1
Temple	02/01/2025	*	29:50	2-6	.333	1-4	.250	0-0	.000	0	2	2	2.7	1	1	6	0	1	5	4.1
North Texas	02/04/2025	*	24:38	0-2	.000	0-1	.000	0-0	.000	1	3	4	2.8	2	0	1	0	5	0	3.9
at Wichita St.	02/08/2025	*	15:17	1-3	.333	1-3	.333	0-0	.000	0	2	2	2.7	4	1	0	0	0	3	3.9
East Carolina	02/12/2025	*	13:27	1-3	.333	1-1	1.000	0-0	.000	0	2	2	2.7	2	0	2	2	0	3	3.8
Memphis	02/15/2025	*	16:07	1-2	.500	1-2	.500	0-0	.000	1	3	4	2.8	2	0	0	0	1	3	3.8
at Rice	02/22/2025	*	25:57	1-5	.200	1-4	.250	2-2	1.000	1	2	3	2.8	1	0	1	0	3	5	3.8
at Tulane	02/25/2025	*	18:11	0-4	.000	0-3	.000	2-2	1.000	1	1	2	2.7	3	1	1	1	1	2	3.8
Fla. Atlantic	03/01/2025	*	29:43	4-9	.444	3-6	.500	0-0	.000	5	5	10	3.0	3	2	1	0	1	11	4.0
at East Carolina	03/04/2025	*	30:08	2-5	.400	0-2	.000	0-0	.000	1	4	5	3.1	1	2	0	0	2	4	4.0
vs Rice	03/10/2025	*	32:45	1-3	.333	1-2	.500	0-0	.000	3	3	6	3.2	2	0	1	0	1	3	4.0
at Gonzaga	03/20/2025	*	30:04	1-7	.143	1-5	.200	0-0	.000	0	4	4	3.2	3	3	2	0	3	3	4.0
Totals		26	678:01	41-128	.320	22-75	.293	15-24	.625	31	65	96	3.2	76	33	58	9	41	119	4.0

Player Averages

Games Played	Minutes/game	Points/game	FG Pct	3FG Pct	FT Pct	Rebounds/game	Assists/game	Turnovers/game	Assist/Turnover ratio	Steals/game	Blocks/game
30	22.6	4.0	32.0	29.3	62.5	3.2	1.1	1.9	0.6	1.4	0.3

PLAYER GAME-BY-GAME STATISTICS

21

CHEYENNE ROWE

Senior • Forward • 6-2 • Ajax, Ontario, Canada • Bill Crothers Secondary School • James Madison



Rowe's Career and 2025-26 Game Highs (* at James Madison)

Career / Last	Category	2025-26 / Last
20 / November 26, 2025 vs GCU.....	Points	20 / November 26, 2025 vs GCU
11 / November 8, 2025 at Houston.....	Rebounds	11 / November 8, 2025 at Houston
4 / November 13, 2025 vs Texas State.....	Assists	4 / November 13, 2025 vs Texas State
2 / February 1, 2025 vs Temple.....	Steals	1 / November 13, 2025 vs Texas State
3, 2x / November 6, 2025 at Texas Tech.....	Blocks	3 / November 6, 2025 at Texas Tech
7 / November 19, 2025 at UIW	FG Made	7 / November 19, 2025 at UIW
13 / November 24, 2025 vs Auburn	FG Attempted	13 / November 24, 2025 vs Auburn
2 / November 26, 2025 vs GCU	3PT Made	2 / November 26, 2025 vs GCU
3 / November 26, 2025 vs GCU	3PT Attempted	3 / November 26, 2025 vs GCU
8 / November 26, 2025 vs GCU	FT Made	8 / November 26, 2025 vs GCU
8 / November 26, 2025 vs GCU	FT Attempted	8 / November 26, 2025 vs GCU
37 / November 26, 2025 vs GCU.....	Minutes.....	37 / November 26, 2025 vs GCU

#21 ROWE, Cheyenne

2025-26 STATISTICS

Opponent	Date	GS	MIN	Total		3-Pointers		Free throws		Rebounds				PF	A	TO	BLK	STL	PTS	AVG
				FG-FGA	PCT	3FG-3FGA	PCT	FT-FTA	PCT	OFF	DEF	TOT	AVG							
at Texas Tech	11/06/2025	*	29:43	2-8	.250	0-2	.000	2-4	.500	2	5	7	7.0	3	0	1	3	0	6	6.0
at Houston	11/08/2025	*	30:25	5-10	.500	0-1	.000	0-0	.000	3	8	11	9.0	1	1	0	1	0	10	8.0
Texas St.	11/13/2025	*	22:33	6-8	.750	0-1	.000	4-7	.571	3	5	8	8.7	4	4	2	1	1	16	10.7
at UIW	11/19/2025	*	28:52	7-11	.636	1-1	1.000	2-4	.500	3	2	5	7.8	4	0	3	0	0	17	12.3
vs Auburn	11/24/2025	*	36:11	6-13	.462	0-0	.000	1-2	.500	2	5	7	7.6	0	0	4	1	0	13	12.4
vs Grand Canyon	11/26/2025	*	37:49	5-11	.455	2-3	.667	8-8	1.000	4	3	7	7.5	1	2	2	1	1	20	13.7
Totals		6	185:33	31-61	.508	3-8	.375	17-25	.680	17	28	45	7.5	13	7	12	7	2	82	13.7

Player Averages

Games Played	Minutes/game	Points/game	FG Pct	3FG Pct	FT Pct	Rebounds/game	Assists/game	Turnovers/game	Assist/Turnover ratio	Steals/game	Blocks/game
6	30.9	13.7	50.8	37.5	68.0	7.5	1.2	2.0	0.6	0.3	1.2

PLAYER GAME-BY-GAME STATISTICS

25

IDARA UDO

Junior • Forward • 6-1 • Plano, Texas • Plano East HS



Udo's Career and 2025-26 Game Highs

Career / Last	Category	2025-26 / Last
26 / January 14, 2024 vs Charlotte.....	Points	13, 2x / November 8, 2025 at Houston
13, 3x / November 19, 2025 at UIW.....	Rebounds	13 / November 19, 2025 at UIW
4 / January 10, 2024 at Florida Atlantic.....	Assists	2, 2x / November 26, 2025 vs GCU
4 / November 6, 2025 at Texas Tech.....	Steals	4 / November 6, 2025 at Texas Tech
5 / January 8, 2024 vs Rice.....	Blocks	2 / November 13, 2025 vs Texas State
9 / January 14, 2024 vs Charlotte.....	FG Made	5 / November 8, 2025 at Houston
15 / January 15, 2025 vs Tulsa.....	FG Attempted	13 / November 8, 2025 at Houston
1, 3x / November 6, 2025 at Texas Tech.....	3PT Made	1 / November 6, 2025 at Texas Tech
1, 11x / November 24, 2025 vs Auburn.....	3PT Attempted.....	1, 2x / November 24, 2025 vs Auburn
8, 2x / February 15, 2025 vs Memphis.....	FT Made	5 / November 19, 2025 at UIW
10 / January 14, 2024 vs Charlotte.....	FT Attempted.....	6 / November 19, 2025 at UIW
36 / January 14, 2024 vs Charlotte.....	Minutes.....	30 / November 13, 2025 vs Texas State

#25 UDO, Idara

2025-26 STATISTICS

Opponent	Date	GS	MIN	Total		3-Pointers		Free throws		Rebounds											
				FG-FGA	PCT	3FG-3FGA	PCT	FT-FTA	PCT	OFF	DEF	TOT	AVG	PF	A	TO	BLK	STL	PTS	AVG	
at Texas Tech	11/06/2025	*	28:29	4-7	.571	1-1	1.000	4-4	1.000	5	5	10	10.0	4	1	6	1	4	13	13.0	
at Houston	11/08/2025	*	28:49	6-13	.462	0-0	.000	1-1	1.000	3	3	6	8.0	4	2	3	0	0	13	13.0	
Texas St.	11/13/2025	*	30:18	3-9	.333	0-0	.000	3-4	.750	4	5	9	8.3	2	1	2	2	0	9	11.7	
at UIW	11/19/2025	*	29:59	3-5	.600	0-0	.000	5-6	.833	6	7	13	9.5	5	1	4	1	2	11	11.5	
vs Auburn	11/24/2025	*	19:17	1-5	.200	0-1	.000	0-0	.000	0	3	3	8.2	4	0	3	1	0	2	9.6	
vs Grand Canyon	11/26/2025	*	13:15	3-6	.500	0-0	.000	0-0	.000	2	1	3	7.3	5	2	4	1	2	6	9.0	
Totals		6	150:07	20-45	.444	1-2	.500	13-15	.867	20	24	44	7.3	24	7	22	6	8	54	9.0	

Player Averages

Games Played	Minutes/ game	Points/ game	FG Pct	3FG Pct	FT Pct	Rebounds/ game	Assists/ game	Turnovers/ game	Assist/Turnover ratio	Steals/ game	Blocks/ game
6	25.0	9.0	44.4	50.0	86.7	7.3	1.2	3.7	0.3	1.3	1.0

PLAYER GAME-BY-GAME STATISTICS



33

EMILIA DANNEBAUER

Sophomore • Forward / Center • 6-4 • Berlin, Germany • Sportgymnasium Chemnit

Dannebauer's Career and 2025-26 Game Highs

Career / Last	Category	2025-26 / Last
7 / November 26, 2025 vs GCU	Points	7 / November 26, 2025 vs GCU
8 / November 13, 2025 vs Texas State	Rebounds	8 / November 13, 2025 vs Texas State
N/A	Assists	N/A
2 / November 26, 2025 vs GCU	Steals	2 / November 26, 2025 vs GCU
1, 2x / November 24, 2025 vs Auburn	Blocks	1 / November 24, 2025 vs Auburn
3 / November 13, 2025 vs Texas State	FG Made	3 / November 13, 2025 vs Texas State
5 / November 13, 2025 vs Texas State	FG Attempted	5 / November 13, 2025 vs Texas State
N/A	3PT Made	N/A
N/A	3PT Attempted	1 / November 6, 2025 at Texas Tech
5 / November 26, 2025 vs GCU	FT Made	5 / November 26, 2025 vs GCU
5 / November 26, 2025 vs GCU	FT Attempted	5 / November 26, 2025 vs GCU
18 / November 26, 2025 vs GCU	Minutes	18 / November 26, 2025 vs GCU

#33 DANNEBAUER, Emilia

2025-26 STATISTICS

Opponent	Date	GS	MIN	Total		3-Pointers		Free throws		Rebounds				PF	A	TO	BLK	STL	PTS	AVG
				FG-FGA	PCT	3FG-3FGA	PCT	FT-FTA	PCT	OFF	DEF	TOT	AVG							
at Texas Tech	11/06/2025		14:10	0-1	.000	0-1	.000	2-2	1.000	2	1	3	3.0	3	0	1	0	0	2	2.0
at Houston	11/08/2025		05:34	0-1	.000	0-0	.000	0-0	.000	1	3	4	3.5	0	0	0	0	0	0	1.0
Texas St.	11/13/2025		17:23	3-5	.600	0-0	.000	0-0	.000	2	6	8	5.0	2	0	2	0	0	6	2.7
at UIW	11/19/2025		07:11	1-2	.500	0-0	.000	0-0	.000	0	0	0	3.8	2	0	1	0	0	2	2.5
vs Auburn	11/24/2025		11:05	0-1	.000	0-0	.000	0-0	.000	0	0	0	3.0	1	0	0	1	1	0	2.0
vs Grand Canyon	11/26/2025		18:01	1-4	.250	0-0	.000	5-5	1.000	1	1	2	2.8	1	0	1	0	2	7	2.8
Totals		0	73:24	5-14	.357	0-1	.000	7-7	1.000	6	11	17	2.8	9	0	5	1	3	17	2.8

Player Averages

Games Played	Minutes/game	Points/game	FG Pct	3FG Pct	FT Pct	Rebounds/game	Assists/game	Turnovers/game	Assist/Turnover ratio	Steals/game	Blocks/game
6	12.2	2.8	35.7	0.0	100.0	2.8	0.0	0.8	0.0	0.5	0.2

2025-26 ROADRUNNER WOMEN'S BASKETBALL STATS

UTSA PLAYER SEASON / NCAA CAREER STATISTICS

Summary

Player	Season Statistics										Career Statistics									
	GP-GS	MIN/G	FG%	3FG%	FT%	R/G	A/G	STL	BLK	PTS/G	GP-GS	MIN/G	FG%	3FG%	FT%	R/G	A/G	STL	BLK	PTS/G
ALLEN, Damara	6-6	29.6	.391	.409	.667	4.0	2.2	6	3	9.2	36-12	15.3	.348	.324	.633	2.3	1.2	19	11	3.9
BEAN, Sanaa	6-0	6.6	.000	.000	.750	1.0	0.0	0	2	0.5	6-0	6.6	.000	.000	.750	1.0	0.0	0	2	0.5
DANNEBAUER, Emilia	6-0	12.2	.357	.000	1.000	2.8	0.0	3	1	2.8	14-0	6.8	.333	.000	.667	1.4	0.0	3	2	1.4
HAMMONDS, Mia	6-5	26.5	.310	.167	.750	5.3	1.0	7	4	6.2	22-5	13.0	.239	.125	.650	2.8	0.4	10	6	2.2
HARDAWAY, Ereauna	5-4	30.8	.367	.286	.533	3.8	3.2	7	1	6.4	102-84	26.1	.361	.245	.673	2.8	3.0	114	5	5.8
HOLIMAN, Jayda	6-1	21.7	.353	.364	.833	2.8	0.8	6	1	6.2	40-15	19.9	.362	.329	.733	2.0	0.9	23	9	6.2
ROBLES, Adriana	6-2	21.8	.233	.077	.565	2.3	1.8	2	0	4.7	6-2	21.8	.233	.077	.565	2.3	1.8	2	0	4.7
ROWE, Cheyenne	6-6	30.9	.508	.375	.680	7.5	1.2	2	7	13.7	83-7	13.0	.522	.300	.696	3.3	0.3	17	23	4.5
UDO, Idara	6-6	25.0	.444	.500	.867	7.3	1.2	8	6	9.0	70-59	22.8	.439	.273	.665	6.4	0.9	47	56	8.1

Scoring

Player	Season Statistics									Career Statistics								
	FG-FGA	FG%	3FG-3FGA	3FG%	FT-FTA	FT%	PTS	PTS/G		FG-FGA	FG%	3FG-3FGA	3FG%	FT-FTA	FT%	PTS	PTS/G	
ALLEN, Damara	18-46	.391	9-22	.409	10-15	.667	55	9.2		48-138	.348	24-74	.324	19-30	.633	139	3.9	
BEAN, Sanaa	0-3	.000	0-0	.000	3-4	.750	3	0.5		0-3	.000	0-0	.000	3-4	.750	3	0.5	
DANNEBAUER, Emilia	5-14	.357	0-1	.000	7-7	1.000	17	2.8		6-18	.333	0-1	.000	8-12	.667	20	1.4	
HAMMONDS, Mia	13-42	.310	2-12	.167	9-12	.750	37	6.2		16-67	.239	3-24	.125	13-20	.650	48	2.2	
HARDAWAY, Ereauna	11-30	.367	2-7	.286	8-15	.533	32	6.4		211-585	.361	40-163	.245	134-199	.673	596	5.8	
HOLIMAN, Jayda	12-34	.353	8-22	.364	5-6	.833	37	6.2		85-235	.362	46-140	.329	33-45	.733	249	6.2	
ROBLES, Adriana	7-30	.233	1-13	.077	13-23	.565	28	4.7		7-30	.233	1-13	.077	13-23	.565	28	4.7	
ROWE, Cheyenne	31-61	.508	3-8	.375	17-25	.680	82	13.7		143-274	.522	9-30	.300	80-115	.696	375	4.5	
UDO, Idara	20-45	.444	1-2	.500	13-15	.867	54	9.0		219-499	.439	3-11	.273	127-191	.665	568	8.1	

Totals

Player	Season Statistics									Career Statistics								
	O-REB	D-REB	TOTAL	PF	FO	A	TO	A/TO		O-REB	D-REB	TOTAL	PF	FO	A	TO	A/TO	
ALLEN, Damara	5	19	24	7	0	13	18	0.7		28	56	84	47	0	44	49	0.9	
BEAN, Sanaa	2	4	6	8	0	0	6	0.0		2	4	6	8	0	0	6	0.0	
DANNEBAUER, Emilia	6	11	17	9	0	0	5	0.0		7	13	20	11	0	0	9	0.0	
HAMMONDS, Mia	4	28	32	15	0	6	29	0.2		11	51	62	27	0	9	38	0.2	
HARDAWAY, Ereauna	2	17	19	8	0	16	19	0.8		37	253	290	149	2	309	255	1.2	
HOLIMAN, Jayda	5	12	17	11	0	5	11	0.5		24	56	80	64	0	35	52	0.7	
ROBLES, Adriana	2	12	14	14	0	11	10	1.1		2	12	14	14	0	11	10	1.1	
ROWE, Cheyenne	17	28	45	13	0	7	12	0.6		133	137	270	110	1	26	62	0.4	
UDO, Idara	20	24	44	24	2	7	22	0.3		242	203	445	221	9	65	149	0.4	

2025-26 ROADRUNNER WOMEN'S BASKETBALL STATS



INDIVIDUAL GAME HIGHS



POINTS	20	Cheyenne Rowe vs Grand Canyon (N) (11/26/2025)
	17	Cheyenne Rowe at UIW (11/19/2025)
	16	Cheyenne Rowe vs Texas St. (11/13/2025)
	16	Mia Hammonds vs Texas St. (11/13/2025)
	15	Ereauna Hardaway at UIW (11/19/2025)
FIELD GOALS MADE	7	Cheyenne Rowe at UIW (11/19/2025)
	7	Mia Hammonds vs Texas St. (11/13/2025)
FIELD GOAL ATTEMPTS	13	Cheyenne Rowe vs Auburn (N) (11/24/2025)
	13	Idara Udo at Houston (11/08/2025)
FIELD GOAL PERCENTAGE (min 5 made)	.750 (6-8)	Cheyenne Rowe vs Texas St. (11/13/2025)
	.636 (7-11)	Cheyenne Rowe at UIW (11/19/2025)
	.636 (7-11)	Mia Hammonds vs Texas St. (11/13/2025)
3 PT FG MADE	4	Jayda Holiman vs Grand Canyon (N) (11/26/2025)
	2	Cheyenne Rowe vs Grand Canyon (N) (11/26/2025)
	2	Damara Allen vs Grand Canyon (N) (11/26/2025)
	2	Damara Allen vs Texas St. (11/13/2025)
	2	Damara Allen at Texas Tech (11/06/2025)
3 PT FG ATTEMPTS	8	Jayda Holiman vs Grand Canyon (N) (11/26/2025)
	7	Adriana Robles at Texas Tech (11/06/2025)
3 PT FG PERCENTAGE (min 2 made)	.667 (2-3)	Cheyenne Rowe vs Grand Canyon (N) (11/26/2025)
	.667 (2-3)	Damara Allen vs Grand Canyon (N) (11/26/2025)
	.667 (2-3)	Damara Allen vs Texas St. (11/13/2025)
FREE THROWS MADE	8	Cheyenne Rowe vs Grand Canyon (N) (11/26/2025)
	6	Adriana Robles at Texas Tech (11/06/2025)
FREE THROW ATTEMPTS	10	Adriana Robles at Texas Tech (11/06/2025)
	8	Cheyenne Rowe vs Grand Canyon (N) (11/26/2025)
FREE THROW PERCENTAGE (min 3 made)	1.000 (8-8)	Cheyenne Rowe vs Grand Canyon (N) (11/26/2025)
	1.000 (5-5)	Emilia Dannebauer vs Grand Canyon (N) (11/26/2025)
	1.000 (4-4)	Idara Udo at Texas Tech (11/06/2025)
	1.000 (4-4)	Mia Hammonds at Texas Tech (11/06/2025)
	1.000 (3-3)	Adriana Robles vs Texas St. (11/13/2025)
REBOUNDS	13	Idara Udo at UIW (11/19/2025)
	11	Cheyenne Rowe at Houston (11/08/2025)
ASSISTS	4	Ereauna Hardaway vs Grand Canyon (N) (11/26/2025)
	4	Ereauna Hardaway vs Texas St. (11/13/2025)
	4	Cheyenne Rowe vs Texas St. (11/13/2025)
	4	Damara Allen vs Texas St. (11/13/2025)
	4	Adriana Robles at Houston (11/08/2025)
STEALS	4	Idara Udo at Texas Tech (11/06/2025)
	3	Ereauna Hardaway vs Texas St. (11/13/2025)
	3	Ereauna Hardaway at Houston (11/08/2025)
	3	Mia Hammonds at Houston (11/08/2025)
BLOCKED SHOTS	3	Mia Hammonds vs Texas St. (11/13/2025)
	3	Cheyenne Rowe at Texas Tech (11/06/2025)
TURNOVERS	7	Mia Hammonds at Houston (11/08/2025)
	6	Jayda Holiman vs Auburn (N) (11/24/2025)
	6	Idara Udo at Texas Tech (11/06/2025)
	6	Damara Allen at Texas Tech (11/06/2025)
	6	Mia Hammonds at Texas Tech (11/06/2025)
	6	Adriana Robles at Texas Tech (11/06/2025)
FOULS	5	Idara Udo vs Grand Canyon (N) (11/26/2025)
	5	Idara Udo at UIW (11/19/2025)

2025-26 ROADRUNNER WOMEN'S BASKETBALL STATS



OPPONENT INDIVIDUAL GAME HIGHS



POINTS	21	Julianna LaMendola vs Grand Canyon (N) (11/26/2025)
	21	Kierra Merchant at Houston (11/08/2025)
	19	Bailey Maupin at Texas Tech (11/06/2025)
	18	Destiny Whitaker at UIW (11/19/2025)
	16	Snudda Collins at Texas Tech (11/06/2025)
FIELD GOALS MADE	8	Julianna LaMendola vs Grand Canyon (N) (11/26/2025)
	8	Kierra Merchant at Houston (11/08/2025)
FIELD GOAL ATTEMPTS	22	Deja Jones vs Texas St. (11/13/2025)
	19	Julianna LaMendola vs Grand Canyon (N) (11/26/2025)
FIELD GOAL PERCENTAGE (min 5 made)	.714 (5-7)	A'riel Jackson vs Auburn (N) (11/24/2025)
	.545 (6-11)	Mya Petticord vs Auburn (N) (11/24/2025)
	.545 (6-11)	Bailey Maupin at Texas Tech (11/06/2025)
3 PT FG MADE	5	Julianna LaMendola vs Grand Canyon (N) (11/26/2025)
	3	Destiny Whitaker at UIW (11/19/2025)
	3	Kierra Merchant at Houston (11/08/2025)
	3	Snudda Collins at Texas Tech (11/06/2025)
	3	Bailey Maupin at Texas Tech (11/06/2025)
3 PT FG ATTEMPTS	14	Julianna LaMendola vs Grand Canyon (N) (11/26/2025)
	10	Destiny Whitaker at UIW (11/19/2025)
3 PT FG PERCENTAGE (min 2 made)	.600 (3-5)	Kierra Merchant at Houston (11/08/2025)
	.500 (3-6)	Snudda Collins at Texas Tech (11/06/2025)
	.500 (2-4)	Anisa Jeffries vs Grand Canyon (N) (11/26/2025)
	.500 (2-4)	Denae Fritz at Texas Tech (11/06/2025)
FREE THROWS MADE	4	Morgan Borgstadt at UIW (11/19/2025)
	4	Bailey Maupin at Texas Tech (11/06/2025)
FREE THROW ATTEMPTS	9	Sarengbe Sanogo at Texas Tech (11/06/2025)
	6	Morgan Borgstadt at UIW (11/19/2025)
FREE THROW PERCENTAGE (min 3 made)	1.000 (4-4)	Bailey Maupin at Texas Tech (11/06/2025)
	1.000 (3-3)	Snudda Collins at Texas Tech (11/06/2025)
REBOUNDS	11	Amirah Abdur-Rahim at Houston (11/08/2025)
	10	TK Pitts at Houston (11/08/2025)
ASSISTS	7	Gemma Nunez at Texas Tech (11/06/2025)
	6	Ale'Jah Douglas vs Grand Canyon (N) (11/26/2025)
STEALS	5	Gemma Nunez at Texas Tech (11/06/2025)
	4	Kaitlyn Duhon vs Auburn (N) (11/24/2025)
BLOCKED SHOTS	3	Kierra Merchant at Houston (11/08/2025)
	3	Sarengbe Sanogo at Texas Tech (11/06/2025)
TURNOVERS	4	Anisa Jeffries vs Grand Canyon (N) (11/26/2025)
	4	Kierra Merchant at Houston (11/08/2025)
	4	Jada Malone at Texas Tech (11/06/2025)
	4	Jalynn Bristow at Texas Tech (11/06/2025)
FOULS	5	Ja'Mia Harris vs Auburn (N) (11/24/2025)
	5	Londyn Oliphant at UIW (11/19/2025)
	5	Jada Malone at Texas Tech (11/06/2025)
	5	Jalynn Bristow at Texas Tech (11/06/2025)

2025-26 ROADRUNNER WOMEN'S BASKETBALL STATS



CATEGORY LEADERS



Points

##	Player	G	Pts	Pts/G
21	Rowe, Cheyenne	6	82	13.7
4	Allen, Damara	6	55	9.2
25	Udo, Idara	6	54	9.0
11	Holiman, Jayda	6	37	6.2
5	Hammonds, Mia	6	37	6.2
2	Hardaway, Ereauna	5	32	6.4
16	Robles, Adriana	6	28	4.7
33	Dannebauer, Emilia	6	17	2.8
10	Bean, Sanaa	6	3	0.5

Scoring Average

##	Player	G	Pts	Pts/G
21	Rowe, Cheyenne	6	82	13.7
4	Allen, Damara	6	55	9.2
25	Udo, Idara	6	54	9.0
2	Hardaway, Ereauna	5	32	6.4
11	Holiman, Jayda	6	37	6.2
5	Hammonds, Mia	6	37	6.2
16	Robles, Adriana	6	28	4.7
33	Dannebauer, Emilia	6	17	2.8
10	Bean, Sanaa	6	3	0.5

Field Goal Percentage

##	Player	FG	Att	Pct
21	Rowe, Cheyenne	31	61	.508
25	Udo, Idara	20	45	.444
4	Allen, Damara	18	46	.391
2	Hardaway, Ereauna	11	30	.367
33	Dannebauer, Emilia	5	14	.357
11	Holiman, Jayda	12	34	.353
5	Hammonds, Mia	13	42	.310
16	Robles, Adriana	7	30	.233

Field Goal Attempts

##	Player	G	Att	Att/G
21	Rowe, Cheyenne	6	61	10.2
4	Allen, Damara	6	46	7.7
25	Udo, Idara	6	45	7.5
5	Hammonds, Mia	6	42	7.0
11	Holiman, Jayda	6	34	5.7

Field Goals Made

##	Player	G	Made	Made/G
21	Rowe, Cheyenne	6	31	5.2
25	Udo, Idara	6	20	3.3
4	Allen, Damara	6	18	3.0
5	Hammonds, Mia	6	13	2.2
11	Holiman, Jayda	6	12	2.0

3-Point FG Percentage

##	Player	3FG	Att	Pct
25	Udo, Idara	1	2	.500
4	Allen, Damara	9	22	.409
21	Rowe, Cheyenne	3	8	.375
11	Holiman, Jayda	8	22	.364
2	Hardaway, Ereauna	2	7	.286
5	Hammonds, Mia	2	12	.167
16	Robles, Adriana	1	13	.077

3-Point FG Attempts

##	Player	G	Att	Att/G
4	Allen, Damara	6	22	3.7
11	Holiman, Jayda	6	22	3.7
16	Robles, Adriana	6	13	2.2
5	Hammonds, Mia	6	12	2.0
21	Rowe, Cheyenne	6	8	1.3

3-Point FG Made

##	Player	G	Made	Made/G
4	Allen, Damara	6	9	1.5
11	Holiman, Jayda	6	8	1.3
21	Rowe, Cheyenne	6	3	0.5
2	Hardaway, Ereauna	5	2	0.4
5	Hammonds, Mia	6	2	0.3

2025-26 ROADRUNNER WOMEN'S BASKETBALL STATS



CATEGORY LEADERS CONT.



Free Throw Percentage

##	Player	Made	Att	Pct
33	Dannebauer, Emilia	7	7	1.000
25	Udo, Idara	13	15	.867
11	Holiman, Jayda	5	6	.833
5	Hammonds, Mia	9	12	.750
10	Bean, Sanaa	3	4	.750
21	Rowe, Cheyenne	17	25	.680
4	Allen, Damara	10	15	.667
16	Robles, Adriana	13	23	.565
2	Hardaway, Ereauna	8	15	.533

Free Throw Attempts

##	Player	G	Att	Att/G
21	Rowe, Cheyenne	6	25	4.2
16	Robles, Adriana	6	23	3.8
4	Allen, Damara	6	15	2.5
25	Udo, Idara	6	15	2.5
2	Hardaway, Ereauna	5	15	3.0

Free Throws Made

##	Player	G	Made	Made/G
21	Rowe, Cheyenne	6	17	2.8
25	Udo, Idara	6	13	2.2
16	Robles, Adriana	6	13	2.2
4	Allen, Damara	6	10	1.7
5	Hammonds, Mia	6	9	1.5

Rebounds

##	Player	G	Reb	Reb/G
21	Rowe, Cheyenne	6	45	7.5
25	Udo, Idara	6	44	7.3
5	Hammonds, Mia	6	32	5.3
4	Allen, Damara	6	24	4.0
2	Hardaway, Ereauna	5	19	3.8

Assists

##	Player	G	Ast	Ast/G
2	Hardaway, Ereauna	5	16	3.2
4	Allen, Damara	6	13	2.2
16	Robles, Adriana	6	11	1.8
21	Rowe, Cheyenne	6	7	1.2
25	Udo, Idara	6	7	1.2

Rebounds Average

##	Player	G	Reb	Reb/G
21	Rowe, Cheyenne	6	45	7.5
25	Udo, Idara	6	44	7.3
5	Hammonds, Mia	6	32	5.3
4	Allen, Damara	6	24	4.0
2	Hardaway, Ereauna	5	19	3.8

Steals

##	Player	G	Stl	Stl/G
25	Udo, Idara	6	8	1.3
2	Hardaway, Ereauna	5	7	1.4
5	Hammonds, Mia	6	7	1.2
4	Allen, Damara	6	6	1.0
11	Holiman, Jayda	6	6	1.0

Offensive Rebounds

##	Player	G	OReb	OReb/G
25	Udo, Idara	6	20	3.3
21	Rowe, Cheyenne	6	17	2.8
33	Dannebauer, Emilia	6	6	1.0
4	Allen, Damara	6	5	0.8
11	Holiman, Jayda	6	5	0.8

Blocked Shots

##	Player	G	Blk	Blk/G
21	Rowe, Cheyenne	6	7	1.2
25	Udo, Idara	6	6	1.0
5	Hammonds, Mia	6	4	0.7
4	Allen, Damara	6	3	0.5
10	Bean, Sanaa	6	2	0.3

Defensive Rebounds

##	Player	G	DReb	DReb/G
21	Rowe, Cheyenne	6	28	4.7
5	Hammonds, Mia	6	28	4.7
25	Udo, Idara	6	24	4.0

Minutes

##	Player	G	Min	Min/G
21	Rowe, Cheyenne	6	186	30:55
4	Allen, Damara	6	177	29:33
5	Hammonds, Mia	6	159	26:28

2025-26 ROADRUNNER WOMEN'S BASKETBALL STATS



GAME RESULTS



Game Records

Record	Overall	Home	Away	Neutral
ALL GAMES	3-3	1-0	1-2	1-1
CONFERENCE	0-0	0-0	0-0	0-0
NON-CONFERENCE	3-3	1-0	1-2	1-1

Team Results

Date	Opponent		Score	Att.	High Points	High Rebounds
11/06/2025	at Texas Tech	L	52-79	3315	(13) UDO, Idara	(10) UDO, Idara
11/08/2025	at Houston	L	48-52	1161	(13) UDO, Idara	(11) ROWE, Cheyenne
11/13/2025	Texas St.	W	64-41	1221	(16) ROWE, Cheyenne (16) HAMMONDS, Mia	(9) UDO, Idara
11/19/2025	at UIW	W	74-57	1138	(17) ROWE, Cheyenne	(13) UDO, Idara
11/24/2025	vs Auburn	L	42-59	259	(14) HOLIMAN, Jayda	(7) ROWE, Cheyenne
11/26/2025	vs Grand Canyon	W	65-64	184	(20) ROWE, Cheyenne	(8) HOLIMAN, Jayda

Attendance Summary

	Games	Attend	Avg/Game
Home	1	1221	1221
Away	3	5614	1871
Neutral	2	443	222
Total	6	7278	1213

2025-26 ROADRUNNER WOMEN'S BASKETBALL STATS



UTSA GAME HIGHS



POINTS	74	at UIW (11/19/2025)
	65	vs Grand Canyon (N) (11/26/2025)
	64	Texas St. (11/13/2025)
	52	at Texas Tech (11/06/2025)
	48	at Houston (11/08/2025)
FIELD GOALS MADE	25	at UIW (11/19/2025)
	23	Texas St. (11/13/2025)
FIELD GOAL ATTEMPTS	59	at Houston (11/08/2025)
	52	at Texas Tech (11/06/2025)
FIELD GOAL PERCENTAGE	.521 (25-48)	at UIW (11/19/2025)
	.489 (23-47)	Texas St. (11/13/2025)
3 PT FG MADE	9	vs Grand Canyon (N) (11/26/2025)
	5	at UIW (11/19/2025)
3 PT FG ATTEMPTS	22	at Texas Tech (11/06/2025)
	15	vs Grand Canyon (N) (11/26/2025)
	15	at Houston (11/08/2025)
3 PT FG PERCENTAGE	.600 (9-15)	vs Grand Canyon (N) (11/26/2025)
	.444 (4-9)	Texas St. (11/13/2025)
FREE THROWS MADE	20	at Texas Tech (11/06/2025)
	19	at UIW (11/19/2025)
FREE THROW ATTEMPTS	28	at Texas Tech (11/06/2025)
	26	at UIW (11/19/2025)
FREE THROW PERCENTAGE	.941 (16-17)	vs Grand Canyon (N) (11/26/2025)
	.731 (19-26)	at UIW (11/19/2025)
REBOUNDS	48	at Houston (11/08/2025)
	43	at UIW (11/19/2025)
	43	Texas St. (11/13/2025)
	43	at Texas Tech (11/06/2025)
ASSISTS	15	Texas St. (11/13/2025)
	13	vs Grand Canyon (N) (11/26/2025)
	13	at Houston (11/08/2025)
STEALS	8	vs Grand Canyon (N) (11/26/2025)
	8	Texas St. (11/13/2025)
	8	at Houston (11/08/2025)
BLOCKED SHOTS	7	Texas St. (11/13/2025)
	5	at Texas Tech (11/06/2025)
TURNOVERS	30	vs Auburn (N) (11/24/2025)
	27	at Texas Tech (11/06/2025)
FOULS	23	at Texas Tech (11/06/2025)
	22	at UIW (11/19/2025)

2025-26 ROADRUNNER WOMEN'S BASKETBALL STATS



OPPONENT GAME HIGHS



POINTS	79		at Texas Tech (11/06/2025)
	64		vs Grand Canyon (N) (11/26/2025)
	59		vs Auburn (N) (11/24/2025)
	57		at UIW (11/19/2025)
	52		at Houston (11/08/2025)
FIELD GOALS MADE	26		at Texas Tech (11/06/2025)
	25		vs Grand Canyon (N) (11/26/2025)
	25		vs Auburn (N) (11/24/2025)
FIELD GOAL ATTEMPTS	72		at Houston (11/08/2025)
	63		vs Auburn (N) (11/24/2025)
FIELD GOAL PERCENTAGE	.426	(26-61)	at Texas Tech (11/06/2025)
	.417	(25-60)	vs Grand Canyon (N) (11/26/2025)
3 PT FG MADE	11		at Texas Tech (11/06/2025)
	10		vs Grand Canyon (N) (11/26/2025)
3 PT FG ATTEMPTS	30		vs Grand Canyon (N) (11/26/2025)
	30		at Texas Tech (11/06/2025)
3 PT FG PERCENTAGE	.367	(11-30)	at Texas Tech (11/06/2025)
	.333	(10-30)	vs Grand Canyon (N) (11/26/2025)
FREE THROWS MADE	16		at Texas Tech (11/06/2025)
	9		at UIW (11/19/2025)
FREE THROW ATTEMPTS	25		at Texas Tech (11/06/2025)
	16		at UIW (11/19/2025)
FREE THROW PERCENTAGE	.800	(4-5)	vs Grand Canyon (N) (11/26/2025)
	.714	(5-7)	vs Auburn (N) (11/24/2025)
REBOUNDS	45		at Houston (11/08/2025)
	37		vs Auburn (N) (11/24/2025)
	37		at Texas Tech (11/06/2025)
ASSISTS	17		at Texas Tech (11/06/2025)
	16		vs Grand Canyon (N) (11/26/2025)
STEALS	13		vs Auburn (N) (11/24/2025)
	13		at Texas Tech (11/06/2025)
BLOCKED SHOTS	7		at Houston (11/08/2025)
	5		vs Grand Canyon (N) (11/26/2025)
	5		vs Auburn (N) (11/24/2025)
	5		Texas St. (11/13/2025)
	5		at Texas Tech (11/06/2025)
TURNOVERS	23		vs Auburn (N) (11/24/2025)
	19		at Texas Tech (11/06/2025)
FOULS	25		at UIW (11/19/2025)
	25		at Texas Tech (11/06/2025)

2025-26 ROADRUNNER WOMEN'S BASKETBALL STATS



UTSA GAME LOWS



POINTS	42		vs Auburn (N) (11/24/2025)
	48		at Houston (11/08/2025)
	52		at Texas Tech (11/06/2025)
	64		Texas St. (11/13/2025)
	65		vs Grand Canyon (N) (11/26/2025)
FIELD GOALS MADE	14		vs Auburn (N) (11/24/2025)
	14		at Texas Tech (11/06/2025)
FIELD GOAL ATTEMPTS	47		Texas St. (11/13/2025)
	48		vs Auburn (N) (11/24/2025)
	48		at UIW (11/19/2025)
FIELD GOAL PERCENTAGE	.269	(14-52)	at Texas Tech (11/06/2025)
	.292	(14-48)	vs Auburn (N) (11/24/2025)
3 PT FG MADE	2		vs Auburn (N) (11/24/2025)
	2		at Houston (11/08/2025)
3 PT FG ATTEMPTS	9		Texas St. (11/13/2025)
	12		vs Auburn (N) (11/24/2025)
3 PT FG PERCENTAGE	.133	(2-15)	at Houston (11/08/2025)
	.167	(2-12)	vs Auburn (N) (11/24/2025)
FREE THROWS MADE	4		at Houston (11/08/2025)
	12		vs Auburn (N) (11/24/2025)
FREE THROW ATTEMPTS	11		at Houston (11/08/2025)
	17		vs Grand Canyon (N) (11/26/2025)
FREE THROW PERCENTAGE	.364	(4-11)	at Houston (11/08/2025)
	.636	(14-22)	Texas St. (11/13/2025)
REBOUNDS	33		vs Auburn (N) (11/24/2025)
	38		vs Grand Canyon (N) (11/26/2025)
ASSISTS	6		at Texas Tech (11/06/2025)
	8		vs Auburn (N) (11/24/2025)
STEALS	3		at UIW (11/19/2025)
	7		vs Auburn (N) (11/24/2025)
	7		at Texas Tech (11/06/2025)
BLOCKED SHOTS	3		vs Auburn (N) (11/24/2025)
	3		at UIW (11/19/2025)
	3		at Houston (11/08/2025)
TURNOVERS	18		at UIW (11/19/2025)
	20		vs Grand Canyon (N) (11/26/2025)
FOULS	13		at Houston (11/08/2025)
	14		vs Auburn (N) (11/24/2025)

2025-26 ROADRUNNER WOMEN'S BASKETBALL STATS



OPPONENT GAME LOWS



POINTS	41		Texas St. (11/13/2025)
	52		at Houston (11/08/2025)
	57		at UIW (11/19/2025)
	59		vs Auburn (N) (11/24/2025)
	64		vs Grand Canyon (N) (11/26/2025)
FIELD GOALS MADE	16		Texas St. (11/13/2025)
	21		at UIW (11/19/2025)
FIELD GOAL ATTEMPTS	56		at UIW (11/19/2025)
	60		vs Grand Canyon (N) (11/26/2025)
FIELD GOAL PERCENTAGE	.258	(16-62)	Texas St. (11/13/2025)
	.306	(22-72)	at Houston (11/08/2025)
3 PT FG MADE	2		Texas St. (11/13/2025)
	4		vs Auburn (N) (11/24/2025)
3 PT FG ATTEMPTS	13		Texas St. (11/13/2025)
	18		vs Auburn (N) (11/24/2025)
3 PT FG PERCENTAGE	.154	(2-13)	Texas St. (11/13/2025)
	.222	(4-18)	vs Auburn (N) (11/24/2025)
FREE THROWS MADE	3		at Houston (11/08/2025)
	4		vs Grand Canyon (N) (11/26/2025)
FREE THROW ATTEMPTS	5		vs Grand Canyon (N) (11/26/2025)
	6		at Houston (11/08/2025)
FREE THROW PERCENTAGE	.500	(3-6)	at Houston (11/08/2025)
	.563	(9-16)	at UIW (11/19/2025)
REBOUNDS	22		at UIW (11/19/2025)
	27		vs Grand Canyon (N) (11/26/2025)
ASSISTS	6		Texas St. (11/13/2025)
	10		vs Auburn (N) (11/24/2025)
STEALS	8		at UIW (11/19/2025)
	9		vs Grand Canyon (N) (11/26/2025)
	9		Texas St. (11/13/2025)
BLOCKED SHOTS	0		at UIW (11/19/2025)
	5		vs Grand Canyon (N) (11/26/2025)
	5		vs Auburn (N) (11/24/2025)
	5		Texas St. (11/13/2025)
	5		at Texas Tech (11/06/2025)
TURNOVERS	11		at UIW (11/19/2025)
	13		vs Grand Canyon (N) (11/26/2025)
FOULS	14		at Houston (11/08/2025)
	17		vs Grand Canyon (N) (11/26/2025)

AROUND THE AMERICAN

AAC WBB SCHEDULE ALL TIMES ET

2025-26 AMERICAN WEEKLY AWARDS

Wednesday, December 3

Southern Illinois at UAB	12:00 PM
James Madison at East Carolina	6:00 PM
Sam Houston at Rice	6:30 PM
Oklahoma State at North Texas	7:00 PM
Wichita State at Texas Tech	7:00 PM
UNLV at UTSA	7:30 PM
Florida Atlantic at Western Kentucky	7:30 PM

Thursday, December 4

Mississippi Valley State at Tulsa	7:30 PM
Missouri State at Tulane	7:30 PM

Friday, December 5

Houston Christian at South Florida	11:00 AM
Maryland Eastern Shore at Wichita State	7:00 PM

Saturday, December 6

Texas Southern at North Texas	3:00 PM
UNLV at Rice	3:00 PM

Sunday, December 7

Memphis at Middle Tennessee	2:00 PM
Elon at East Carolina	2:00 PM
Tulsa at Creighton	2:00 PM
Charlotte at Mississippi State	3:00 PM
UAB at Southern Miss	3:00 PM
UTSA at Baylor	3:00 PM

Friday, December 12

FGCU at Florida Atlantic	11:00 AM
UT Arlington at Rice	12:15 PM

Saturday, December 13

VCU at Temple	2:00 PM
Prairie View A&M at UTSA	2:00 PM
Loyola Marymount at Wichita State	3:30 PM

For the complete schedule, visit theamerican.org

November 10

Player of the Week: Edyn Battle, Gr., G, South Florida
Freshman of the Week: Dora Toman, G, Tulsa

November 17

Player of the Week: Cali Smallwood, Jr., G, UAB
Freshman of the Week: Sofia Munoz, G, UAB

November 24

Player of the Week: Stefanie Ingram, R-Jr., G, South Florida
Freshman of the Week: Mecailin Marshall, Fr., G, Tulane

December 1

Player of the Week:
Freshman of the Week:

December 8

Player of the Week:
Freshman of the Week:

December 15

Player of the Week:
Freshman of the Week:

December 22

Player of the Week:
Freshman of the Week:

December 29

Player of the Week:
Freshman of the Week:

January 5

Player of the Week:
Freshman of the Week:

January 12

Player of the Week:
Freshman of the Week:

January 19

Player of the Week:
Freshman of the Week:

January 26

Player of the Week:
Freshman of the Week:

February 2

Player of the Week:
Freshman of the Week:

February 9

Player of the Week:
Freshman of the Week:

February 16

Player of the Week:
Freshman of the Week:

February 23

Player of the Week:
Freshman of the Week:

March 2

Player of the Week:
Freshman of the Week:

March 9

Player of the Week:
Freshman of the Week:

AP Poll • Nov. 23, 2025

#	School (1st Votes)	Pts.	Prev.	1st
1	UConn (30)	6-0	797	1
2	South Carolina (1)	6-0	758	2
3	UCLA (1)	6-0	746	3
4	Texas	5-0	701	4
5	LSU	6-0	659	5
6	Michigan	5-1	627	6
7	Maryland	7-0	565	9
8	TCU	6-0	563	10
9	Oklahoma	5-1	561	8
10	Iowa State	7-0	475	12
11	Iowa	6-0	423	19
12	North Carolina	5-1	420	14
13	Ole Miss	4-0	379	13
14	Tennessee	5-1	374	15
15	Baylor	5-1	354	7
16	Kentucky	7-0	322	20
17	Vanderbilt	6-0	298	17
18	USC	3-2	284	11
19	Notre Dame	4-1	256	24
20	Michigan State	6-0	210	22
21	West Virginia	5-0	175	23
22	Washington	5-0	137	25
23	Louisville	4-2	89	21
24	Oklahoma State	5-1	71	18
25	NC State	3-3	43	16

RV (In American): N/A

The American Standings

School	AAC	Pct.	Ovr.	Pct.	Streak
North Texas	0-0	.000	5-2	.714	L1
Tulsa	0-0	.000	5-2	.714	L2
South Florida	0-0	.000	4-2	.667	W2
Rice	0-0	.000	5-3	.625	L1
Florida Atlantic	0-0	.000	4-3	.571	W2
Temple	0-0	.000	4-3	.571	W1
East Carolina	0-0	.000	4-4	.500	W2
UTSA	0-0	.000	3-3	.500	W1
Charlotte	0-0	.000	4-5	.444	L2
Memphis	0-0	.000	4-5	.444	L2
Tulane	0-0	.000	3-4	.429	L1
UAB	0-0	.000	3-4	.429	L1
Wichita State	0-0	.000	1-7	.125	L7

WBCA Coaches Poll • Nov. 25, 2025

#	School (Record)	Pts.	Prev.	1st
1	Connecticut (6-0)	773	1	29
2	South Carolina (6-0)	741	2	2
3	UCLA (6-0)	710	3	0
4	Texas (5-0)	686	4	0
5	LSU (6-0)	639	5	0
6	Maryland (7-0)	598	6	0
7	TCU (6-0)	564	8	0
8	Oklahoma (5-1)	561	7	0
9	Michigan (5-1)	559	9	0
10	North Carolina (5-1)	447	12	0
11	Tennessee (5-1)	399	13	0
12	Iowa State (7-0)	394	15	0
13	Mississippi (5-0)	370	14	0
14	Iowa (6-0)	342	20	0
15	Kentucky (7-0)	337	18	0
16	Baylor (5-1)	321	10	0
17	Vanderbilt (6-0)	297	17	0
18	Southern California (3-2)	296	11	0
19	Notre Dame (5-1)	211	23	0
20	West Virginia (6-0)	195	22	0
21	Michigan State (6-0)	153	25	0
22	Louisville (4-2)	128	19	0
23	Washington (5-0)	84	NR	0
24	North Carolina State (3-3)	83	16	0
25	Oklahoma State (6-1)	51	21	0

RV (In American): N/A

AROUND THE AMERICAN



CONFERENCE TEAM RANKINGS



Team	Offense				Defense			
	Scoring	FG Pct	3FG Pct	Rebounds	Scoring	FG Pct	3FG Pct	Rebounds
Charlotte	11	13	4	9	9	9	7	12
East Carolina	6	10	7	11	8	12	11	10
Fla. Atlantic	9	2	3	13	6	13	9	3
Memphis	10	11	12	7	10	6	3	13
North Texas	1	1	2	1	1	1	1	2
Rice	8	12	13	10	3	8	4	7
South Fla.	5	5	10	5	7	5	8	5
Temple	7	9	8	2	12	10	13	6
Tulane	3	6	11	3	13	7	10	8
Tulsa	2	3	5	8	5	4	6	4
UAB	3	4	1	12	11	11	12	11
UTSA	13	8	6	4	2	2	2	1
Wichita St.	12	7	9	6	4	3	5	9

Team	FT Pct.	3FGs	Blocks	Steals	Assists	Scoring Margin	Rebound Margin	Turnover Margin	Ast/TO Ratio
Charlotte	10	2	4	6	8	13	10	6	5
East Carolina	6	6	5	2	11	5	11	1	6
Fla. Atlantic	8	5	9	3	10	6	9	7	12
Memphis	13	12	3	4	13	11	13	3	10
North Texas	9	9	10	1	7	1	1	4	11
Rice	1	10	11	9	9	3	8	2	3
South Fla.	4	11	8	13	4	4	4	8	1
Temple	3	7	12	11	5	12	5	12	7
Tulane	11	4	6	6	1	10	6	10	4
Tulsa	5	3	1	8	2	2	3	9	8
UAB	2	1	12	10	2	9	12	5	2
UTSA	7	13	2	12	12	7	2	13	13
Wichita St.	12	8	7	5	6	8	7	11	9

AROUND THE AMERICAN



CONFERENCE TEAM LEADERS



Conference Records

Team	Conference	Pct.	PF	PA	Overall	Pct.	PF	PA
Charlotte	0-0	.000	0.00	0.00	4-5	.444	62.11	69.56
East Carolina	0-0	.000	0.00	0.00	4-4	.500	70.88	68.13
Fla. Atlantic	0-0	.000	0.00	0.00	4-3	.571	65.86	65.43
Memphis	0-0	.000	0.00	0.00	4-5	.444	65.56	70.11
North Texas	0-0	.000	0.00	0.00	5-2	.714	74.29	54.57
Rice	0-0	.000	0.00	0.00	5-3	.625	66.63	62.25
South Fla.	0-0	.000	0.00	0.00	5-3	.625	71.13	67.88
Temple	0-0	.000	0.00	0.00	3-4	.429	68.71	74.71
Tulane	0-0	.000	0.00	0.00	3-4	.429	71.86	75.57
Tulsa	0-0	.000	0.00	0.00	5-2	.714	73.14	64.71
UAB	0-0	.000	0.00	0.00	3-4	.429	71.86	74.29
UTSA	0-0	.000	0.00	0.00	3-3	.500	57.50	58.67
Wichita St.	0-0	.000	0.00	0.00	1-7	.125	62.00	63.25

Team Offense

	Team	G	FG	FGA	Pct	3FG	FT	Pts	AVG
1.	North Texas	7	187	424	.441	37	109	520	74.29
2.	Tulsa	7	167	401	.416	49	129	512	73.14
3.	Tulane	7	196	483	.406	45	66	503	71.86
	UAB	7	177	427	.415	58	91	503	71.86
5.	South Fla.	8	201	485	.414	37	130	569	71.13
6.	East Carolina	8	200	531	.377	49	118	567	70.88
7.	Temple	7	171	450	.380	41	98	481	68.71
8.	Rice	8	178	498	.357	41	136	533	66.63
9.	Fla. Atlantic	7	156	373	.418	44	105	461	65.86
10.	Memphis	9	222	609	.365	41	105	590	65.56
11.	Charlotte	9	201	584	.344	64	93	559	62.11
12.	Wichita St.	8	190	492	.386	45	71	496	62.00
13.	UTSA	6	117	305	.384	26	85	345	57.50

Team Defense

	Team	G	FG	FGA	Pct	3FG	FT	Pts	AVG
1.	North Texas	7	130	386	.337	45	77	382	54.57
2.	UTSA	6	135	374	.361	38	44	352	58.67
3.	Rice	8	179	438	.409	28	112	498	62.25
4.	Wichita St.	8	168	450	.373	53	117	506	63.25
5.	Tulsa	7	157	417	.376	39	100	453	64.71
6.	Fla. Atlantic	7	168	386	.435	27	95	458	65.43
7.	South Fla.	8	186	485	.384	60	111	543	67.88
8.	East Carolina	8	194	447	.434	51	106	545	68.13
9.	Charlotte	9	218	533	.409	63	127	626	69.56
10.	Memphis	9	226	577	.392	39	140	631	70.11
11.	UAB	7	188	435	.432	48	96	520	74.29
12.	Temple	7	193	454	.425	61	76	523	74.71
13.	Tulane	7	185	456	.406	55	104	529	75.57

AROUND THE AMERICAN



CONFERENCE TEAM LEADERS CONT.



Team Scoring Margin

	Team	G	PF	AVG	PA	AVG	Margin
1.	North Texas	7	520	74.29	382	54.57	+19.71
2.	Tulsa	7	512	73.14	453	64.71	+8.43
3.	Rice	8	533	66.63	498	62.25	+4.38
4.	South Fla.	8	569	71.13	543	67.88	+3.25
5.	East Carolina	8	567	70.88	545	68.13	+2.75
6.	Fla. Atlantic	7	461	65.86	458	65.43	+0.43
7.	UTSA	6	345	57.50	352	58.67	-1.17
8.	Wichita St.	8	496	62.00	506	63.25	-1.25
9.	UAB	7	503	71.86	520	74.29	-2.43
10.	Tulane	7	503	71.86	529	75.57	-3.71
11.	Memphis	9	590	65.56	631	70.11	-4.56
12.	Temple	7	481	68.71	523	74.71	-6.00
13.	Charlotte	9	559	62.11	626	69.56	-7.44

Rebounding Margin

	Team	G	Team	AVG	Opp.	AVG	Margin
1.	North Texas	7	295	42.14	231	33.00	+9.14
2.	UTSA	6	248	41.33	197	32.83	+8.50
3.	Tulsa	7	277	39.57	234	33.43	+6.14
4.	South Fla.	8	330	41.25	284	35.50	+5.75
5.	Temple	7	294	42.00	258	36.86	+5.14
6.	Tulane	7	292	41.71	268	38.29	+3.43
7.	Wichita St.	8	323	40.38	311	38.88	+1.50
8.	Rice	8	308	38.50	297	37.13	+1.38
9.	Fla. Atlantic	7	230	32.86	233	33.29	-0.43
10.	Charlotte	9	356	39.56	371	41.22	-1.67
11.	East Carolina	8	299	37.38	314	39.25	-1.88
12.	UAB	7	234	33.43	284	40.57	-7.14
13.	Memphis	9	363	40.33	437	48.56	-8.22

Team Field Goal Percentage

	Team	G	FGM	FGA	Pct.
1.	North Texas	7	187	424	.441
2.	Fla. Atlantic	7	156	373	.418
3.	Tulsa	7	167	401	.416
4.	UAB	7	177	427	.415
5.	South Fla.	8	201	485	.414
6.	Tulane	7	196	483	.406
7.	Wichita St.	8	190	492	.386
8.	UTSA	6	117	305	.384
9.	Temple	7	171	450	.380
10.	East Carolina	8	200	531	.377
11.	Memphis	9	222	609	.365
12.	Rice	8	178	498	.357
13.	Charlotte	9	201	584	.344

Team 3-Point Field Goals Percentage

	Team	G	3FG	FGA	Pct.
1.	UAB	7	58	160	.363
2.	North Texas	7	37	111	.333
3.	Fla. Atlantic	7	44	138	.319
4.	Charlotte	9	64	202	.317
5.	Tulsa	7	49	158	.310
6.	UTSA	6	26	87	.299
7.	East Carolina	8	49	167	.293
8.	Temple	7	41	143	.287
9.	Wichita St.	8	45	162	.278
10.	South Fla.	8	37	135	.274
11.	Tulane	7	45	167	.269
12.	Memphis	9	41	167	.246
13.	Rice	8	41	179	.229

AROUND THE AMERICAN



CONFERENCE TEAM LEADERS CONT.



Team Free Throw Percentage

	Team	G	FTM	FTA	Pct.
1.	Rice	8	136	159	.855
2.	UAB	7	91	109	.835
3.	Temple	7	98	125	.784
4.	South Fla.	8	130	170	.765
5.	Tulsa	7	129	176	.733
6.	East Carolina	8	118	166	.711
7.	UTSA	6	85	122	.697
8.	Fla. Atlantic	7	105	151	.695
9.	North Texas	7	109	159	.686
10.	Charlotte	9	93	137	.679
11.	Tulane	7	66	102	.647
12.	Wichita St.	8	71	117	.607
13.	Memphis	9	105	179	.587

Assists

	Team	G	No.	AVG
1.	Tulane	7	107	15.29
2.	UAB	7	102	14.57
	Tulsa	7	102	14.57
4.	South Fla.	8	116	14.50
5.	Temple	7	95	13.57
6.	Wichita St.	8	106	13.25
7.	North Texas	7	92	13.14
8.	Charlotte	9	113	12.56
9.	Rice	8	99	12.38
10.	Fla. Atlantic	7	85	12.14
11.	East Carolina	8	93	11.63
12.	UTSA	6	65	10.83
13.	Memphis	9	97	10.78

Turnovers

	Team	G	No.	AVG
1.	UTSA	6	138	23.00
2.	Tulsa	7	146	20.86
3.	North Texas	7	145	20.71
4.	Fla. Atlantic	7	136	19.43
5.	Wichita St.	8	154	19.25
6.	Tulane	7	124	17.71
7.	Temple	7	123	17.57
8.	Memphis	9	152	16.89
9.	Charlotte	9	139	15.44
10.	UAB	7	107	15.29
11.	East Carolina	8	117	14.63
12.	South Fla.	8	115	14.38
13.	Rice	8	104	13.00

Turnover Margin

	Team	G	Team	AVG	Opp.	AVG	Margin
1.	East Carolina	8	117	14.63	175	21.88	+7.25
2.	Rice	8	104	13.00	140	17.50	+4.50
3.	Memphis	9	152	16.89	187	20.78	+3.89
4.	North Texas	7	145	20.71	168	24.00	+3.29
5.	UAB	7	107	15.29	115	16.43	+1.14
6.	Charlotte	9	139	15.44	148	16.44	+1.00
7.	Fla. Atlantic	7	136	19.43	135	19.29	-0.14
8.	South Fla.	8	115	14.38	112	14.00	-0.38
9.	Tulsa	7	146	20.86	143	20.43	-0.43
10.	Tulane	7	124	17.71	112	16.00	-1.71
11.	Wichita St.	8	154	19.25	140	17.50	-1.75
12.	Temple	7	123	17.57	98	14.00	-3.57
13.	UTSA	6	138	23.00	96	16.00	-7.00

Assist/Turnover Ratio

	Team	G	Ast.	AVG	T/O	AVG	Ratio
1.	South Fla.	8	116	14.50	115	14.38	1.01
2.	UAB	7	102	14.57	107	15.29	0.95
3.	Rice	8	99	12.38	104	13.00	0.95
4.	Tulane	7	107	15.29	124	17.71	0.86
5.	Charlotte	9	113	12.56	139	15.44	0.81
6.	East Carolina	8	93	11.63	117	14.63	0.79
7.	Temple	7	95	13.57	123	17.57	0.77
8.	Tulsa	7	102	14.57	146	20.86	0.70
9.	Wichita St.	8	106	13.25	154	19.25	0.69
10.	Memphis	9	97	10.78	152	16.89	0.64
11.	North Texas	7	92	13.14	145	20.71	0.63
12.	Fla. Atlantic	7	85	12.14	136	19.43	0.63
13.	UTSA	6	65	10.83	138	23.00	0.47

AROUND THE AMERICAN



CONFERENCE TEAM LEADERS CONT.



Blocked Shots

	Team	G	No.	AVG
1.	Tulsa	7	30	4.29
2.	UTSA	6	25	4.17
3.	Memphis	9	37	4.11
4.	Charlotte	9	33	3.67
5.	East Carolina	8	27	3.38
6.	Tulane	7	23	3.29
7.	Wichita St.	8	25	3.13
8.	South Fla.	8	22	2.75
9.	Fla. Atlantic	7	19	2.71
10.	North Texas	7	18	2.57
11.	Rice	8	19	2.38
12.	UAB	7	13	1.86
	Temple	7	13	1.86

Steals

	Team	G	No.	AVG
1.	North Texas	7	82	11.71
2.	East Carolina	8	93	11.63
3.	Fla. Atlantic	7	80	11.43
4.	Memphis	9	91	10.11
5.	Wichita St.	8	76	9.50
6.	Tulane	7	63	9.00
	Charlotte	9	81	9.00
8.	Tulsa	7	59	8.43
9.	Rice	8	63	7.88
10.	UAB	7	55	7.86
11.	Temple	7	51	7.29
12.	UTSA	6	41	6.83
13.	South Fla.	8	37	4.63

Team Offensive Rebounds

	Team	G	No.	AVG
1.	Charlotte	9	160	17.78
2.	Tulane	7	116	16.57
3.	East Carolina	8	124	15.50
4.	North Texas	7	106	15.14
5.	South Fla.	8	117	14.63
6.	Temple	7	102	14.57
7.	Wichita St.	8	115	14.38
8.	Rice	8	107	13.38
9.	Memphis	9	115	12.78
10.	UTSA	6	74	12.33
11.	Tulsa	7	86	12.29
12.	Fla. Atlantic	7	77	11.00
13.	UAB	7	65	9.29

Team Defensive Rebounds

	Team	G	No.	AVG
1.	UTSA	6	174	29.00
2.	Memphis	9	248	27.56
3.	Temple	7	192	27.43
4.	Tulsa	7	191	27.29
5.	North Texas	7	189	27.00
6.	South Fla.	8	213	26.63
7.	Wichita St.	8	208	26.00
8.	Tulane	7	176	25.14
9.	Rice	8	201	25.13
10.	UAB	7	169	24.14
11.	East Carolina	8	175	21.88
12.	Fla. Atlantic	7	153	21.86
13.	Charlotte	9	196	21.78

Team Summaries

Team	G	PF-PA	Avg score	Margin	FG-FGA	Pct.	3FG-FGA	Pct.	FT-FTA	Pct.
Charlotte	9	559-626	62.1-69.6	-7.44	201-584	.344	64-202	.317	93-137	.679
East Carolina	8	567-545	70.9-68.1	+2.75	200-531	.377	49-167	.293	118-166	.711
Fla. Atlantic	7	461-458	65.9-65.4	+0.43	156-373	.418	44-138	.319	105-151	.695
Memphis	9	590-631	65.6-70.1	-4.56	222-609	.365	41-167	.246	105-179	.587
North Texas	7	520-382	74.3-54.6	+19.71	187-424	.441	37-111	.333	109-159	.686
Rice	8	533-498	66.6-62.3	+4.38	178-498	.357	41-179	.229	136-159	.855
South Fla.	8	569-543	71.1-67.9	+3.25	201-485	.414	37-135	.274	130-170	.765
Temple	7	481-523	68.7-74.7	-6.00	171-450	.380	41-143	.287	98-125	.784
Tulane	7	503-529	71.9-75.6	-3.71	196-483	.406	45-167	.269	66-102	.647
Tulsa	7	512-453	73.1-64.7	+8.43	167-401	.416	49-158	.310	129-176	.733
UAB	7	503-520	71.9-74.3	-2.43	177-427	.415	58-160	.363	91-109	.835
UTSA	6	345-352	57.5-58.7	-1.17	117-305	.384	26-87	.299	85-122	.697
Wichita St.	8	496-506	62.0-63.3	-1.25	190-492	.386	45-162	.278	71-117	.607

AROUND THE AMERICAN



CONFERENCE INDIVIDUAL LEADERS



To be ranked, a player must appear in at least 75.0% of their team's games.

Scoring

	Player	G	FG	3FG	FT	Pts	AVG
1.	Cartwright, Mady - Tulsa	7	35	14	35	119	17.00
2.	Carter, Eleecia - UAB	7	34	21	27	116	16.57
3.	Harris, Chaé - Mem	9	54	24	14	146	16.22
4.	Anderson, Princess - CLT	9	44	17	29	134	14.89
5.	Battle, Edyn - USF	6	34	1	16	85	14.17
6.	Turner, Kaylah - Temple	7	37	17	7	98	14.00
	Daniel, Kanija - Tulane	7	37	13	11	98	14.00
8.	Rowe, Cheyenne - UTSA	6	31	3	17	82	13.67
9.	Proctor, Aysia - UNT	7	35	9	15	94	13.43
10.	Harding, Jaila - WSU	8	37	26	7	107	13.38
11.	Hutton, Anzhane' - ECU	8	34	7	30	105	13.13
12.	Davidson, Katie - USF	8	35	16	18	104	13.00
13.	Smallwood, Cali - UAB	7	30	17	13	90	12.86
14.	Ennis, Dominique - Rice	8	36	17	10	99	12.38
15.	Fauntleroy, Kennedy - ECU	8	34	10	17	95	11.88
16.	Jegede, Abby - Tulsa	7	30	6	16	82	11.71
	Barner, Taylor - ECU	7	30	11	11	82	11.71
18.	Richmond, Daejah - Mem	9	39	1	25	104	11.56
19.	Onugha, Vivian - FAU	7	29	0	22	80	11.43
20.	Nestor, Megan - UNT	7	28	0	23	79	11.29

Rebounding

	Player	G	Off	Def	Total	AVG
1.	Adams, Hailey - Rice	8	21	66	87	10.88
2.	Nestor, Megan - UNT	7	23	48	71	10.14
3.	Craig, Sanayah - Temple	7	22	42	64	9.14
4.	Mputu, L'or - USF	6	26	28	54	9.00
5.	Molina, Jaleesa - Temple	7	14	42	56	8.00
6.	Hutton, Anzhane' - ECU	8	22	41	63	7.88
7.	Rowe, Cheyenne - UTSA	6	17	28	45	7.50
8.	Udo, Idara - UTSA	6	20	24	44	7.33
9.	Onugha, Vivian - FAU	7	12	38	50	7.14
	Hanna, Dyllan - Tulane	7	23	27	50	7.14
11.	Nicholson, Asiana - CLT	9	36	28	64	7.11
12.	Duffy, Monae' - UAB	7	21	26	47	6.71
13.	Toman, Dora - Tulsa	7	11	35	46	6.57
14.	Walker, Haley - FAU	7	16	27	43	6.14
15.	Hayes, Shelby - Rice	8	22	25	47	5.88
16.	Peavy, Alisha - Tulsa	7	13	28	41	5.86
17.	Alexis, Aniah - Rice	8	17	29	46	5.75
18.	Mabry, Amira - Tulane	7	18	21	39	5.57
19.	Lidge, Tionna - UNT	7	15	23	38	5.43
20.	Hammonds, Mia - UTSA	6	4	28	32	5.33

Field Goal Percentage (Minimum 5 FGM/G average)

	Player	G	FGM	FGA	Pct.
1.	Proctor, Aysia - UNT	7	35	67	.522
2.	Rowe, Cheyenne - UTSA	6	31	61	.508
3.	Cartwright, Mady - Tulsa	7	35	80	.438
4.	Battle, Edyn - USF	6	34	79	.430
5.	Harris, Chaé - Mem	9	54	132	.409
6.	Daniel, Kanija - Tulane	7	37	93	.398
7.	Turner, Kaylah - Temple	7	37	103	.359

3-Point FG Percentage (Minimum 2 3FG/G average)

	Player	G	3FG	3FGA	Pct.
1.	Carter, Eleecia - UAB	7	21	45	.467
2.	Carstensen, Grace - FAU	7	14	31	.452
3.	Harding, Jaila - WSU	8	26	61	.426
4.	Best, Zoe - CLT	9	21	56	.375
5.	Smallwood, Cali - UAB	7	17	46	.370
6.	Turner, Kaylah - Temple	7	17	50	.340
7.	Harris, Chaé - Mem	9	24	72	.333
8.	Davidson, Katie - USF	8	16	50	.320
9.	Cartwright, Mady - Tulsa	7	14	45	.311
10.	Ennis, Dominique - Rice	8	17	58	.293

AROUND THE AMERICAN



CONFERENCE INDIVIDUAL LEADERS CONT.



Free Throw Percentage (Minimum 2.5 FTM/G average)

	Player	G	FTM	FTA	Pct.
1.	Alexis, Aniah - Rice	8	22	22	1.000
2.	Carter, Eleecia - UAB	7	27	28	.964
3.	Taylor, Tristen - Temple	7	27	30	.900
4.	Cartwright, Mady - Tulsa	7	35	39	.897
5.	Flores, Victoria - Rice	8	38	45	.844
6.	Mputu, L'or - USF	6	20	24	.833
7.	Sneed, Kendall - Tulane	7	19	23	.826
8.	Simmons, Michiyah - FAU	7	18	22	.818
9.	Hayes, Shelby - Rice	8	24	30	.800
10.	Anderson, Princess - CLT	9	29	38	.763
11.	Ingram, Stefanie - USF	8	22	29	.759
12.	Craig, Saniyah - Temple	7	23	32	.719
13.	Hutton, Anzhane' - ECU	8	30	42	.714
14.	Nestor, Megan - UNT	7	23	33	.697
15.	Owens-Barnett, Jazzy - UNT	6	20	29	.690

Assists (Minimum 3 AST/G average)

	Player	G	No.	AVG
1.	Ingram, Stefanie - USF	8	49	6.13
2.	Munoz, Sofia - UAB	7	37	5.29
3.	Hayes, Tanajah - CLT	9	47	5.22
4.	Taylor, Tristen - Temple	7	36	5.14
5.	Sneed, Kendall - Tulane	7	29	4.14
6.	Davis, Taya - WSU	8	33	4.13
7.	Fauntleroy, Kennedy - ECU	8	28	3.50
8.	Robinson, Tamiah - Tulane	7	23	3.29
9.	Hardaway, Ereauna - UTSA	5	16	3.20
10.	Carter, Eleecia - UAB	7	22	3.14
	Toman, Dora - Tulsa	7	22	3.14
12.	Adams, Hailey - Rice	8	24	3.00

Steals

	Player	G	No.	AVG
1.	Fauntleroy, Kennedy - ECU	8	27	3.38
2.	Moors, Jess - FAU	7	18	2.57
3.	Jackson, Destyne - FAU	7	17	2.43
4.	Ennis, Dominique - Rice	8	19	2.38
5.	Daniel, Kanija - Tulane	7	16	2.29
6.	Munoz, Sofia - UAB	7	15	2.14
7.	Cater, Abby - WSU	8	17	2.13
8.	Richmond, Daejah - Mem	9	18	2.00
	Anderson, Princess - CLT	9	18	2.00
	Flores, Victoria - Rice	8	16	2.00
	Proctor, Aysia - UNT	7	14	2.00
12.	Hayes, Tanajah - CLT	9	16	1.78
	Harris, Chaé - Mem	9	16	1.78
14.	Brooks, Savannah - ECU	8	14	1.75
15.	Mays, CC - Tulane	6	10	1.67

Blocked Shots

	Player	G	No.	AVG
1.	White, Daphane - CLT	9	11	1.22
	Staley, Caitlin - CLT	9	11	1.22
3.	Rowe, Cheyenne - UTSA	6	7	1.17
4.	Gewirtz, Madi - FAU	7	8	1.14
5.	Adams, Hailey - Rice	8	9	1.13
6.	Richmond, Daejah - Mem	9	9	1.00
	Dibua, Mildred - ECU	8	8	1.00
	Lidge, Tionna - UNT	7	7	1.00
	Toman, Dora - Tulsa	7	7	1.00
	Udo, Idara - UTSA	6	6	1.00
11.	Thompson, Treasure - WSU	7	6	0.86
	Moffitt, Molly - UAB	7	6	0.86
	Hanna, Dyllan - Tulane	7	6	0.86
14.	Piper, Ines - USF	8	6	0.75
	Diakite, Fatou - USF	8	6	0.75

AROUND THE AMERICAN



CONFERENCE TEAM GAME HIGHS



POINTS	106		North Texas vs Okla. Christian (11/03/2025)
	102		North Texas vs Nelson (11/13/2025)
FIELD GOALS MADE	42		North Texas vs Nelson (11/13/2025)
	38		North Texas vs Okla. Christian (11/03/2025)
FIELD GOAL ATTEMPTS	85		North Texas vs Nelson (11/13/2025)
	81		Tulane vs LSU (11/17/2025)
FIELD GOAL PERCENTAGE	.596	(28-47)	Fla. Atlantic vs Air Force (11/27/2025)
	.594	(38-64)	North Texas vs Okla. Christian (11/03/2025)
3 PT FG MADE	13		UAB vs Alabama A&M (11/12/2025)
	13		Tulsa vs New Orleans (11/05/2025)
3 PT FG ATTEMPTS	34		Tulane vs Boise St. (N) (11/28/2025)
	33		UAB vs Southern Miss. (N) (11/27/2025)
	33		Tulsa vs New Orleans (11/05/2025)
3 PT FG PERCENTAGE	.643	(9-14)	North Texas vs Grambling (11/07/2025)
	.632	(12-19)	Temple vs George Washington (11/07/2025)
FREE THROWS MADE	29		Tulsa at Oral Roberts (11/17/2025)
	28		Rice vs UIW (11/23/2025)
	28		Rice at Houston (11/11/2025)
FREE THROW ATTEMPTS	41		Tulsa at Oral Roberts (11/17/2025)
	35		Rice vs UIW (11/23/2025)
FREE THROW PERCENTAGE	1.000	(19-19)	UAB vs West Ala. (11/03/2025)
	.941	(16-17)	UTSA vs Grand Canyon (N) (11/26/2025)
	.941	(16-17)	Temple vs La Salle (11/14/2025)
REBOUNDS	58		Tulane vs North Florida (11/12/2025)
	57		Charlotte vs Campbell (11/06/2025)
ASSISTS	24		South Fla. vs New Orleans (11/30/2025)
	24		Wichita St. vs Lincoln (MO) (11/03/2025)
STEALS	23		North Texas vs Nelson (11/13/2025)
	21		Wichita St. vs Lincoln (MO) (11/03/2025)
BLOCKED SHOTS	8		Charlotte vs Oakland (N) (11/16/2025)
	8		Memphis at Little Rock (11/07/2025)
	8		East Carolina vs UNCW (11/03/2025)
TURNOVERS	30		UTSA vs Auburn (N) (11/24/2025)
	29		Tulsa at Oral Roberts (11/17/2025)
FOULS	30		Memphis vs Ark.-Pine Bluff (11/03/2025)
	29		Charlotte at LSU (11/12/2025)

COMMUNICATING WITH CONFIDENCE: UTSA WOMEN'S BASKETBALL'S EREAUNA HARDAWAY

By: Sean Cartell / UTSA Athletics

SAN ANTONIO – Playing the point guard position her entire life, Ereauna Hardaway has always had to be the ultimate communicator. It's a role in which she has thrived.

But her ability to communicate has not been as easy for Hardaway as many may believe. Throughout her countless successes on the basketball court over the course of a highly decorated athletic career, Hardaway has had to overcome a significant obstacle.

Born with full aural capabilities, Hardaway lost most of her hearing when she was in the first grade, for reasons doctors have never fully been able to identify.

"It's been a big challenge," Hardaway said. "Most people don't know I can't hear until I tell them and then they really recognize it."

Hardaway, a 5-foot-8 native of Jonesboro, Ark., transferred to UTSA from North Texas in advance of the 2025-26 season to fill huge footsteps vacated by Nina De Leon Negron.

Hearing aids provide significant help to Hardaway, but they're a tool that she hasn't embraced until recently. Concerned that she would be ridiculed throughout her youth, Hardaway often opted not to wear the hearing aids, which her mother, Taneisha, allowed if Hardaway was performing well academically.

"It was kind of a confidence thing for me when I was younger because you don't see many kids wearing hearing aids," Hardaway said. "I made it my mission to pass my classes so I didn't have to wear them. School-wise, I've always been able to hear my teachers because I sit in the front of the class."

Hardaway taught herself other ways to adjust to her hearing challenges.

"I read lips very well, so if you're talking to me and I don't hear you, but I'm looking at you, I'm probably reading your lips," she said. "I think it just became a learned trait for me. You've got to find new ways to adapt when you can't hear."

In the fourth grade, Hardaway began playing basketball. The opportunity to be part of a team provided both a welcoming environment and a sense of normalcy.

"Basketball made me feel like I was normal," she said. "I don't like to say that because I still am normal, but it made me feel like I was just like everyone else and I could do everything they could do. I've been a born leader and I already knew what I could do in that role. My parents don't make it hard for me, they tell me to embrace it. My mom tells me to use it as something to help others."

Hardaway first began to understand her mother's advice when she attended a PGC (Point Guard College) Camp growing up. For the first time, she met another basketball player with whom she could relate.

"I saw a girl there who played for Texas Tech and I saw her with a hearing aid," Hardaway said. "I thought, 'Oh, that's so cool.' I never gave myself a chance to wear them because I was too ashamed to wear them. She gave me a little bit more confidence to put them on."

Hardaway was the state of Arkansas' Class 5A Most Valuable Player in 2021, leading her Jonesboro High School team to the state title that year. The Jonesboro Sun named her the Best Under the Sun Player of the Year.

Out of high school, she attended North Texas, playing three seasons for the Mean Green, her last two as the team's starting point guard. In 2023-24, she led her team to a Co-American Conference regular-season championship. Last year, she started 34 games, averaging 10.0 points per game, 3.6 rebounds per game and 3.5 assists per game.

Among the reasons she chose to transfer to UTSA was the opportunity to play for the Roadrunners' fifth-year head coach Karen Aston, one of collegiate basketball's most respected leaders. Aston, who is widely known for the strong relationships she builds with her players, has been committed – along with the UTSA Sports Medicine staff – to helping Hardaway find the best option to assist with her hearing challenges.

"Coach Karen has put in a lot of effort for me to get hearing aids," Hardaway said. "I did have hearing aids, but they were broken. Coach was like, 'Let's see what we can do.' She put in the work to help me get new ones which I've actually ended up liking because they're really cool. I'm trying to gain my confidence wearing them."

"They're kind of like air pods," Hardaway explained. "They come in a case, and they look like air pods. I can listen to music and everything with them on. There's also a little tool that comes with them. If I need to hear somebody a little better, I can point it at them and their voice will pick up better. I'm just now gaining confidence and actually wearing them."

When the season begins, Hardaway expects to have a pair of custom hearing aids that have been molded to her ears – ones that will stay in during games. While she says it will take a while to adjust to all the new sounds she'll be exposed to, she's excited to finally be able to hear her teammates and her coaches while on the court.

As she's become more comfortable and confident under Aston's leadership, Hardaway hopes she can inspire others to embrace their own unique sets of circumstances and the tools that exist to assist them.

"Find somebody that you feel like can help or that you look up to," she said. "Don't care what anybody else says. Be yourself. If it helps you, do it."

FOCUSED ON FAMILY: UTSA WOMEN'S BASKETBALL'S IDARA UDO

By: Sean Cartell / UTSA Athletics

SAN ANTONIO – Family has always been the most important thing in Idara Udo's life.

A native of Plano, Texas, Udo is a first-generation American as her parents Ituru Inim and Efrung Udo immigrated from Nigeria in their late 20s. She takes great pride in both her Nigerian heritage and in the opportunities afforded to her.

"The chance to represent my parents and represent the sacrifices they made for me is something that I'll forever hold close to my heart," Udo said. "All in all, I just want to make them proud and take advantage of the opportunities that they didn't have growing up."

Udo's UTSA family is equally as important to her and was the main reason she chose to join the Roadrunners.

"I think if you ask everybody on our team why they came here, it would just be the feeling," she said. "It's a feeling of trust within the coaching staff and within Coach Aston. You know you're going to be taken care of when you come here. You know that Coach has faith in you and, if you work hard, she's going to reward the hard work."

* * * * *

Basketball, to Udo, has always been something she has done for fun, even as she has established herself as one of the top post players in the American Conference.

Growing up in Plano, Udo's mother was looking for activities for Idara and her sister, Sema, to participate in. For Udo, now 6-foot-1, basketball just made sense.

"My mom put my little sister in gymnastics, but gymnastics was just not for me the way I was built, so she decided to put me in basketball. She signed me up for a rec league and that's how I started playing."

Udo excelled both in academics and basketball as a prep player at Plano East Senior High, a program rich in girls basketball tradition. She helped lead her team to two district championships and was a First-Team All-District selection each of her last three years, and was an Academic All-District honoree. Udo scored more than 1,000 career points for the Panthers and was the District Defensive Player of the Year in her sophomore and senior campaigns.

By a turn of fate, Udo came on Karen Aston's radar early. Aston, who had been hired as UTSA's head coach in April 2021, was recruiting another player at Plano East, when Udo caught her eye.

"I saw Idara a year younger than what we would usually target someone, but I just thought that she had a lot of potential at the time I saw her and I thought she would fit our style," Aston said. "That's what you look for – someone who is not going to have a dramatic transition in style of play. And then you take it from there and you work on development."

Udo possesses two of the most important qualities that Aston – who has, for decades, been known as one of the nation's top recruiters – looks for in a prospective student-athlete. Most importantly for any player, she has what Aston terms a "high motor," an intangible inner drive that she can spot as soon as she sees it. Udo also came from a winning high school program, an experience that teaches a player the importance of collective team success, not just individual accolades.

"You look at Idara, she's smart and she has a high motor," Aston said. "Sometimes kids at her position don't get to move in a lot of space and, when they come out of high school, they have to figure out how to rev their motor up. She already came with that. She played in a high school program that's very used to winning. It's a big key for me to bring in kids who are used to winning and have that cultural mindset."

Playing college basketball wasn't something that Udo had ever really considered until she started to get looks from Division I programs, especially UTSA. She wasn't caught up in the recruiting process as some players can be. She's always just been a player who loves basketball.

"I didn't really feel like that was an attainable possibility," Udo said. "I had no idea probably up until the summer of my junior year when I started getting offers. Up until that point, I was playing basketball for fun just to have something to do and just because I was kind of good at it."

* * * * *

It didn't take long upon her arrival at UTSA for Udo to make an impact on her team. By the third game of her collegiate career, she had cracked the starting lineup and finished her rookie campaign with 22 starts, averaging 7.4 points per game, 5.9 rebounds per game and 25 total blocked shots.

Playing in the post alongside former standout and current Director of Basketball Operations Elyssa Coleman gave Udo a crash in being successful at the collegiate level.

"She had a lot of responsibility last year because Jordyn [Jenkins] was out, so it escalated her growth," Aston said. "She had a wonderful experience playing with Elyssa and I think it helped her grow."

Much like the opportunity to play college basketball was unexpected for Udo, so too was the big role that she played on her team as a freshman. What wasn't a surprise was that she immediately stepped up to the challenge.

"I had no idea that my freshman year was going to go the way it did or that I was going to have such an impact for my team," she said. "I put in a lot of work in the gym. Our coaching staff had a lot of faith in me and I had faith in myself. As I trusted in my work, I gained confidence."

One of the most memorable moments of the 2023-24 season for Udo, and for the team, came last January at the Convocation Center in a game against American Conference-leading Charlotte.

Udo missed a turn-around jumper at the end of regulation that would have given the Roadrunners the win. In the first overtime, she hit two clutch free throws with nine seconds left to seemingly clinch the victory, but the 49ers hit a buzzer-beating shot to tie the game. With 1.8 seconds remaining in double overtime, Udo connected on a put-back to secure the 81-80 win for UTSA. She raced over to the sideline and lifted Aston in the air in celebration. Udo finished that game with 26 points, nine rebounds and three blocks.

"To this day, that is probably my favorite moment at UTSA," Udo said. "It was just crazy, especially as a freshman. I had a really good game and then I had two other opportunities to win the game before that, so it was just a special moment to be able to seal the win. I picked Coach up and all my teammates jumped on me. We deserved to win that game and I feel like I helped us do that."

Udo's impressive rookie season drew national attention and, in the current landscape of college athletics, she could have sought opportunities to play for other programs. But Udo's roots are cemented in San Antonio with the Roadrunners.

"Even though I may have had the opportunity, it never really crossed my mind," she said. "I love it here. I love our coaching staff. I think we have a really elite coaching staff and a really elite team. I love San Antonio. Coach and the coaching staff have done nothing but put their trust in me, so I'm just here to make them proud."

* * * * *

If her first year and a half as a college basketball player are any indication, Udo has a long future ahead of her in the game. But when the ball stops bouncing, it should come as no surprise that she aspires to work in a career field focused on helping others.

Udo is majoring in medical humanities within the College of Liberal and Fine Arts. She long considered a career in nursing, but is since exploring the possibility of pursuing a career in sports medicine.

"Since I've been part of college athletics, I've been really interested in sports medicine and it's been crossing my mind a lot," she said. "I definitely still want to be in the medical field, but if possible, I want to do something like sports medicine or sports physical therapy, maybe helping rehab injured athletes."

As long as she can remember, Udo has been focused on the medical field, inspired by her mother's lengthy career as a nurse.

"I've never really been interested in anything else," Udo said. "I always watched the medical shows. My mom's been a nurse for over 20 years, so that's another big factor that influences me. It's just something that I feel like I've been called to do. I feel like I was meant to be in the medical field. I really love basketball, so if I can combine working in the medical field along with sports, that would be really fun for me."

* * * * *

Udo considers every member of the UTSA women's basketball program to be her family. But that will take on even more meaning next season when her younger sister, Sema, joins the team.

"Honestly, it's a dream come true," Udo said. "I'm extremely excited to have my little sister with me, especially going through college basketball. There are going to be a lot of ups and downs for her coming into college and I'm just glad I can be here with her and kind of guide her since I have a head start on the process."

Sema Udo has been a two-time First-Team All-District selection at Plano East Senior High and has been named her team's Most Valuable Player each of the last two seasons. Aston is looking forward to having both Udo sisters take the court for her team next year.

"I'm super excited about that," Aston said. "I kind of see the same things in Sema that I saw in Idara. They both have fun-loving personalities and they're competitive. Sema is a different type of player. She's more of a three or four as she's built. Obviously, it will be a learning curve for her to get to the level that we play at, but I'm excited about her future."

For Idara Udo, it's not just the addition of a sibling on her team, but a chance to welcome her closest friend to the program she loves so much.

"My whole life, she's just been my best friend," Idara Udo said. "Through thick and then, through everything we've been through, she's my favorite person. I'm just excited that I get to play college basketball with my favorite person."

2025-26 UTSA WOMEN'S BASKETBALL



NEWS CLIPPINGS



Thirteen games into the 2024-25 season, Udo has helped lead the charge in what the Roadrunners will be a historic campaign. She has started all 13 contests, averaging 7.2 points per game and 5.8 rebounds per game. Udo has scored in double figures on four occasions this year and continues to work hard to expand her game.

"I feel like I've gained versatility from last season to this season," she said. "I think I'm taking more outside shots and I've attempted a few threes this year, as well. I think I've improved on my defense in terms of my defensive IQ. I'm more comfortable doing more stuff besides just being a low post."

While Aston is pleased by Udo's continual development and commitment, she still sees much more potential in her standout sophomore.

"She's pretty serious about what she does," Aston said. "She's one of those who takes prep seriously and takes the scout seriously. That's kind of unique for a kid her age. Normally, it's probably another year from now before they really understand game plans and all of that. But I still think her ceiling is super high. She's got a lot more that she'll get from being in the gym on a daily basis."

Just like her teammates, Udo isn't motivated by individual accomplishments. She's focused on helping her UTSA team reach new heights.

"I think that our team has endless possibility and endless potential," Udo said. "I think this year's team has a different mindset – a hungry mindset with unfinished business. Even though our program made history last year, we knew we could have gone further."

"I'm really excited to see how far we go this year because I know that everybody on our team has put in the work and I think we're going to get rewarded for the work that we've put in. That's our mindset this year – yes, we know we can go far, but let's do more."

Udo has been on the forefront of pushing UTSA to its historic start. With Wednesday's win against Charlotte, this year's Roadrunners have now matched the best start in school history with the 1985-86 team. Countless milestones have already been achieved with more to come.

"It's kind of hard to wrap your mind around it," Udo said. "I think it's incredible. I didn't really know much about UTSA's history when I came here, but it was very evident to me when I first started playing that we were going to have the opportunity to make history. It's special to put work in and grow a program and make a program proud, because that's something no one can take away from you. It's something you'll be a part of for the rest of your life."

Through the lens with which Udo views every aspect of her life, she believes that the biggest key to the Roadrunners' record-breaking success will be their family-like bond.

"Family, to me, is everything," Udo said. "Not only blood family, but the family I've created coming to UTSA, on and off the court. Our team is a big family and my teammates are like sisters. That reflects on the court. Our chemistry that we've built throughout these years shows on the court. Family is the way to everything. I just love all my family – my UTSA family and my family at home."

###

UTSA'S SIENA GUTTADAURO EMBRACES NEW ROLE AS MOM AND STUDENT-ATHLETE

By: Sean Cartell / UTSA Athletics

SAN ANTONIO – Basketball has always been the most important thing in Siena Guttadauro's life. But, for the first time, she enters a new season with a different priority and the most important role of her life – Mom.

Guttadauro played in only five games as a junior last year for the Roadrunners before she learned that she was pregnant and would need to sit out the season. Her son, Dante, was born this past July 24th and Guttadauro's journey into motherhood has proven to be a life-changing experience.

"At first, getting the news was a little shocking; it was a lot to take in," Guttadauro said. "Having to sit out the whole year was something I've never had to do before. It was a lot to take in. I had to talk to my family and talk to my coaches. Coach [Karen] Aston blessed me with a scholarship, and she kept it. That was the best thing that could have happened. My family was supportive, and my mom came down here. Overall, it ended up being pretty good."

When Guttadauro told her head coach, she wasn't sure what the reaction might be or if she would continue to have a role on the team. Aston could not have been more supportive.

"Most of it was, 'Are you okay and where do you want to go from here?'" Aston said. "We talked about how to get through the moment of the year and what we needed to plan for her academically. I'm still an advocate of young women making sure they have a plan in life besides sports. I tried not to get too ahead of ourselves with what we thought would happen in the future. It's a big responsibility and I wanted to give her all of the options to make sure this was a successful pregnancy and for what lay ahead in the future."

Guttadauro is nearly 1,700 miles away from her home in San Jose, California. It was there that she played for the storied program at Archbishop Mitty – including a state runner-up finish in 2022 - and legendary coach Sue Phillips.

Phillips had worked with former UTSA associate head coach Jamie Carey during Carey's time as Assistant Women's National Team Director with USA Basketball. That connection is how Guttadauro initially came on the Roadrunners' radar.

"I actually chose to come to UTSA because my high school coach coached with Coach Jamie and she told me about Coach Jamie and Coach Aston," Guttadauro said. "I came on a visit and met with the coaches and knew this was where I wanted to be. This is a winning program. I like what they talked about and wanted to be part of it."

While San Antonio had become a home away from home for Guttadauro, she was far away from family during her pregnancy. Early on, her teammates filled that role and have been supportive the entire time.

"That was the hard part was that I was kind of alone during the whole process," she said. "Obviously I had my teammates and supportive people around me, but everyone was back in California. I was dealing with a lot of shame at first, but my teammates made me quickly feel that there was nothing to be ashamed of; it's a good thing. They made it a lot better."

Aston, who Guttadauro praised for being "overwhelmingly supportive," found it immediately apparent how Guttadauro's teammates embraced her, particularly her classmate, Maya Linton. Both were part of Aston's first recruiting class at UTSA.

"They're two of the ones who came in first with me – they were with a whole class of people and they're the only two left," Aston said. "Maya and Siena have a pretty special bond. All of the returners have a lot of compassion and a lot of patience with her. They've seen what she's been through and they appreciate it. The team has welcomed her and Dante with open arms."

Six months into Guttadauro's pregnancy, her mom, Rosella, came to be with her in San Antonio and her dad, Joe, has now also made the move. She also credits the support of her three brothers - Joey, Anthony and Dominic.

"My mom is my saving grace," she said. "I wouldn't be able to do any of this without her. It's been a good balance because of my family. If they weren't here, I wouldn't be playing basketball. Because of them is how I can do this."

Sports was a central focus of Guttadauro's family when she was growing up in the Silicon Valley region.

Her father played collegiate soccer at Santa Clara. Her brother Anthony competed in NCAA Division III football at Linfield University in McMinnville, Ore. Watching and playing sports have been a part of daily life for as long as Guttadauro can remember.

"It's just been my whole life," she said. "I have three older brothers, and my dad is a sports fanatic. It's the first thing that we did once we were able to walk – it was 'let's pick up a couple sports; let's get going.'"

Guttadauro is majoring in communications within the College of Liberal and Fine Arts at UT San Antonio. She looks to pursue a career in sports following graduation and is considering a variety of paths including broadcasting, coaching and analytics.

* * * * *

It is said that patience is a virtue and it's one that Guttadauro immediately learned since becoming a parent, something she says has never been more evident than going through the process of changing diapers.

"I realized very quickly how impatient I am," she said. "It will teach you something about patience for sure."

Aston has noticed the transformation in Guttadauro, something she acknowledges has also proven beneficial in Guttadauro's return to the basketball court and role on the team.

"You can't get around how much having a child changes a life and how you get perspective on what's important and what's not," Aston said. "As long as I've known Siena, basketball has been the most important thing in her life. She's shifted and realizes that there are a lot bigger things than basketball and sports. What I've noticed most is that she's found a different, more mature voice, even on the sideline. She's developed some leadership skills that I thought were very necessary for growth for her."

Guttadauro's coach, herself a mother to eight-year-old Marilyn, sees her pupil's journey into motherhood as a complement to her basketball and career aspirations.

"It's part of life; it's not an end at all," Aston said. "You can look at players across the professional ranks that have had children. They come back and have been successful players for their teams and successful moms. What's important for me is to show her that anything is possible and not to put limits on yourself."

As for Guttadauro, she's embraced the change, all with the support of her coaches, teammates and family members. She looks forward to her next chapter, focused on motherhood, her education and basketball.

"That was the best feeling ever being able to come back," Guttadauro said. "It's all part of the journey. My story is different than anybody else's and that's the whole point."

#

FIRST GENERATION SPOTLIGHT: UTSA WOMEN'S BASKETBALL'S EREAUNA HARDAWAY

By: Sean Cartell / UTSA Athletics

Ereauna Hardaway will be a senior on the UTSA Women's Basketball team in 2025-26 after transferring from the University of North Texas. Hardaway is a first-generation college student from Jonesboro, Ark., majoring in public health in UT San Antonio's College for Health, Community and Policy.

Q: Why is attending college and graduating important for you?

Ereauna Hardaway: "Because my parents didn't do it. I'm my parents' first kid together so being the first would be exciting for me and them. I know they will be happy to see me graduate. I have an older brother who graduated too, so he keeps me on my toes. If he graduated, I can graduate too. If he's going to medical school, I want to try to get my master's. I just want to be the best version of myself."

Q: What does it mean to you to be a first-generation college student?

Ereauna Hardaway: "It means a lot. My parents didn't complete college. Getting a degree means so much. I've been telling my parents that I can't wait to graduate. That's my goal. I can't wait to get my diploma and hang it up."

Q: How impactful is it to attend UTSA, where approximately 45 percent of students are first-generation, including more than one-third of student-athletes?

Ereauna Hardaway: "I think it's cool. We can all learn from each other and understand each other a little bit more. It gives us motivation to graduate."

Q: How important is competing in athletics to first-generation college students?

Ereauna Hardaway: "I think it's really important. I feel like being around other first-generation students keeps you going, but competing in sports is important. You have your teammates to lean on and support from other people. It's even more motivation because everybody believes in you and knows that you can do it."

Q: What advice would you give to other first-generation college students?

Ereauna Hardaway: "You can do it. Nothing is ever too hard if you put your mind to it, find the time, and be proactive instead of reactive. You can do it."

#

FIRST GENERATION SPOTLIGHT: UTSA WOMEN'S BASKETBALL'S MAYA LINTON

By: Sean Cartell / UTSA Athletics

Maya Linton will be a senior on the UTSA Women's Basketball team in 2025-26. Linton is a first-generation college student from Duncanville, Texas, majoring in psychology in UTSA's College for Health, Community and Policy.

Q: Why is attending college and graduating important for you?

Maya Linton: "It's important to me because it just really shows all of the hard work that I've put in over the years. As much effort as I put into my sport, I put into my education. I want to make a name for myself and having opportunities on and off the court is something really big for me. It's also a really big moment, not just for me, but for my family to give thanks back to them. Getting a degree is really important."

Q: What does it mean to you to be a first-generation college student?

Maya Linton: "It means a lot. I've proven to myself that I can do it and that I can do anything I put my mind to. It's something that I'm very proud of myself for."

Q: How impactful is it to attend UTSA, where approximately 45 percent of students are first-generation, including more than one-third of student-athletes?

Maya Linton: "It's amazing. UTSA has been home to me since I've gotten here. Just being a first-generation student and being surrounded by that in my atmosphere is just amazing. Seeing people come from what they come from – all different backgrounds – and we can still pursue what we want to and the careers that we want to have."

Q: How important is competing in athletics to first-generation college students?

Maya Linton: "It's very important and it's very special. I want to create a career for myself on and off the court. If basketball falls through, I know that I have opportunities in the real world and the workforce. I can make a name for myself outside of my sport and have an identity for myself outside of my sport. It's really special."

Q: What advice would you give to other first-generation college students?

Maya Linton: "It doesn't matter where you come from, what happened to you or what's in your past, it's all about your future. No matter where you came from, as long as you follow your dreams and follow your heart, anything can be possible."

BORN TO COACH: UTSA WOMEN'S BASKETBALL'S CAMERON MILES

By: Sean Cartell / UTSA Athletics

SAN ANTONIO – Basketball has been a part of Cameron Miles' life since the moment he was born.

Miles, UTSA women's basketball's associate head coach, grew up in a family where it was the uniting theme. His parents had a great passion for the sport, his brother CJ played 16 seasons in the National Basketball Association and his sisters also played, including Andrea who competed collegiately at Rogers State University.

It wasn't that they were forced into playing basketball, Miles and his siblings developed their passion for the sport organically.

"As soon as I can remember, I was playing basketball," Miles said. "We played every sport. We did piano. We were in the band. Me and my older sister were on the chess team. My parents put us in anything and everything we wanted to try. I think they just tried to cultivate whatever interest we showed as kids and it had a way of keeping us occupied. We were always busy."

As central as it was to his life, Miles never saw himself coaching basketball.

So, when did he decide that coaching was his future career path?

"When I was coaching," Miles said with a laugh. "I had a lot of people when I was growing up say, 'You're going to be a good coach one day.' I always thought I was going to be playing, and it would be hard to be a coach when I'm playing. When I first got an opportunity, I said no. But I fell in love with it. It made me want to do it every day and I've been coaching ever since."

Miles began his collegiate coaching career in 2016 and was a member of head coach Karen Aston's first staff at UTSA in 2021-22. His responsibilities have grown over the years, as has the Roadrunners' success. Miles was the assistant coach and coordinator of scouting on UTSA's American Conference regular-season championship team last season.

"To be able to be successful in this profession, you really have to love it; it can't just be a job," Aston said. "I think Cam loves the game of basketball and loves the teaching side of the game. It really rings true to who he is."

Miles describes himself as a simple man.

The son of Calvin and Lanis Miles, he grew up in the greater Dallas area, where his father is the long-time minister at Coleman Street Church of Christ in Kaufman. Miles recalls attending church each Wednesday and Sunday growing up.

"My parents instilled a lot in us to kind of just be where we are now," he said. "I attribute all of this to them and everything I do is for my parents. They sacrificed so much for four kids to play sports – sometimes in four different cities. My dad would always tell us, 'I want your life to be better than my life and I want your kids' lives to be better than yours.' My parents gave us an amazing life."

His father played football at what was then East Texas State University, now East Texas A&M University, but has always loved the sport of basketball.

"I remember growing up, him and my uncles were going to recs and YMCAs to play basketball and me and CJ tagged along," Miles said. "The two of us would be on the other basket shooting around. I think that's where my love of the game came from – watching him do it for fun on the weekends."

Cameron's brother CJ was three years his senior and, with both fully invested in playing basketball at a high level, it created a competitive household environment.

"Me and CJ would compete about everything," Miles said. "Even if he didn't know we were competing, I was. I think my sisters did that as well. Through that, it bred some really good basketball players and some really good athletes. It was positive. My parents didn't put that on us, we chose to create that competition."

Miles prepped at Dallas Skyline High School, where as a senior he averaged 15.5 points per game, 3.8 rebounds per game and 8.0 assists per game. He was an all-state selection and a McDonald's All-America nominee. TexasHoop.com rated him No. 27 on their Top-100 Class of 2009.

Miles chose to attend the University of San Diego, where he played in 114 career games as a guard for the Toreros. He graduated from the university with a bachelor's degree in ethnic studies.

He attempted to continue playing basketball overseas, but an extended professional career wasn't in the cards for Miles. Robin Harmony, a prolific guard at the University of Miami in the early 1980s, was the head coach at Lamar University in Beaumont and sought out Miles to begin his collegiate coaching career, coordinating team operations and pursuing his master's degree.

"I didn't want to do that," Miles said. "But I was 25 or 26 years old and I kind of realized that I didn't have a job, and I had to figure something out. She brought me in to be her GA and I fell in love with it – just being in that gym, being around those kids and being able to share the knowledge of the game that I had learned."

2025-26 UTSA WOMEN'S BASKETBALL



NEWS CLIPPINGS



It was super cool to see them accept me and take the words I was giving them and put it into action, and I watched them get better.”

Since joining the coaching ranks, Miles understands and appreciates the impact that basketball has had on his life.

“I’ve seen so many things and I’ve been so many places,” Miles said. “I tell people all the time that I got two degrees completely free because of a basketball. I think the fact that I started coaching later, I was more mature and could look back and understand why I’m doing things.”

* * * * *

Miles understands that his journey has been different than most. For his brother – one of his best friends – to have enjoyed a lengthy career in the NBA has exposed Miles to a unique set of experiences.

“That is probably one of the biggest things I use,” he said. “I know that I’ve lived a life that a lot of people don’t get to live. It’s only a very small percentage of people and it wasn’t even me that went to the NBA. I’m very observant and I paid attention to everything.”

Miles recalls accompanying his brother to training sessions with Smush Parker, Carlos Boozer and Deron Williams. It has inspired him to be the best coach he can be daily to help his players reach their dreams.

“When it was my turn to go pro and things didn’t work out exactly how I wanted them to, I knew that I never wanted to feel that way again,” Miles said. “I knew that I wanted to help kids reach their goals and not go through what I went through. I can look back on those experiences when I was in the gym with these pros and try to emulate how they were working.”

Miles has been able to translate that knowledge to his players at UTSA, where he has earned a reputation for building strong relationships and developing post players.

“There’s always somebody else working harder – I know for a fact because I’ve seen it,” Miles said. “I think that’s been able to help me and I think they trust me. The fact that my brother is around and they can see him and talk to him, it doesn’t seem like a fairytale. He really did this. I base everything off the experiences in my life – my brother going to the NBA, me playing in college and me playing overseas. I revert back to some of my memories of doing this. I remember, ‘This workout was hard, I’m going to make our players do it and let them see that this is what it takes.’”

* * * * *

When the opportunity to move to San Antonio and coach for the Roadrunners under Aston’s direction was presented to Miles, he jumped at it.

He had transitioned into a full-time assistant coach at Lamar in the spring of 2018 and then followed Harmony to the College of Charleston. During the 2018-19 campaign at Lamar, the Cardinals posted a 24-7 record, won the Southland Conference regular-season title and made their second consecutive Women’s National Invitation Tournament appearance.

While in Beaumont, he had worked alongside Empress Davenport, one of Aston’s former Texas standouts who helped the Longhorns reach the NCAA Elite Eight in her senior season of 2015-16. Aston had hired Davenport, who recommended Miles, to her inaugural Roadrunners staff after being named head coach in March 2021.

“It was kind of a chance that I took on Cam,” Aston said. “I knew that Jamie [Carey] and Empress were both coming and both had expertise with guards. I was really looking for someone who could give a different perspective. Empress had worked with him at Lamar. He had coached AAU a little bit and worked with [Aston’s former Texas players] Jada Underwood and Joyner Holmes. All of that indicated this was going to be a good fit. I thought he was exactly what I was looking for.”

Miles was looking for a chance to return to his home state of Texas, particularly since his brother CJ and CJ’s wife Lauren had moved to San Antonio. The ambiguity that the COVID-19 pandemic created left Miles looking for greater stability in his life and he placed a greater importance on being near his family.

“Empress kind of dropped my name to Karen and the conversation we had was so perfect,” Miles said. “It was a no-brainer. It was a way to get closer to home in a time of uncertainty. I took the opportunity and I’m so happy I did. Karen has elevated me and made me so much better. I feel the growth every day.”

The first two years were a rebuilding project for Aston and her staff. They inherited a program that had won just two games the year prior and needed the infusion of new energy and talent.

With Aston, one of collegiate basketball’s most accomplished and respected coaches, it didn’t take long until the Roadrunners were making a steady ascent. In year three [2023-24], UTSA made the WNIT and earned the first postseason victory in program history.

Miles was greatly impacting not only the results on the court, but the lives of the student-athletes in the Roadrunners’ program.

“First and foremost, Cam is a relationship builder,” Aston said. “It was clear very, very quickly that he had a way of communicating with young people and getting them to respond to him and respond to what we needed to get done. Assistant coaches, in my opinion, their No. 1 jobs aside from recruiting are to make sure that our players are developing, and they feel like there is someone here all the time to help them go what they are going through as college athletes.”

Cam is way ahead of the curve in that area."

In the summer of 2024, he added responsibility as the team's coordinator of scouting. This spring, when associate head coach Jamie Carey left to become the head coach at Omaha, Aston elevated Miles to the role.

"It was just such a natural progression for him," Aston said. "There was not a second thought from me about who needed to step into that role. Now when I'm not around, he's in charge. He's the one that leads the other assistants. He's my sounding board. With real leaders, their biggest areas of growth is that they find their voice, get confidence and their leadership comes through. That's what's happened with him."

When University of Southern California star Jordyn Jenkins, the Pac-12 Conference's Most Improved Player in 2021-22, made the decision to transfer to UTSA, it was perhaps the most impactful moment in accelerating the speed of the Roadrunners' upward trajectory.

She made an immediate difference, being named the Conference USA Player of the Year in her first season in San Antonio. Jenkins capped her UTSA career as the 2024-25 American Conference Player of the Year and cutting down the nets at the Convocation Center as American Conference regular-season champions.

Miles worked directly with Jenkins as her position coach.

"She was a pro when she walked in the door," Miles said. "For me, it was just about showing up for her. Jordyn would text me every night, 'Coach, can we shoot at this time? Coach, can we work out?' So, all I had to do was show up and bring energy. She wanted somebody to be there for her. If she felt it, you got to see the results of it. The work came naturally. We are both gym rats. We love being in the gym, we love shooting and talking and building in that atmosphere. Our relationship grew and, through that, her confidence grew through being in Karen's program. It was really, really fun."

To complement Jenkins in the post, Miles recruited highly touted Idara Udo – and later her sister Sema – from Plano East High School. Udo, who started for the Roadrunners from the beginning, was a second-team All-American Conference selection last season and enters this year as UTSA's headliner.

Miles has found the development of the players he's brought into the program to be relatively easy, he says, because of their character as individuals.

"Jordy and Iggy [Idara Udo] are some of the best people I've met," he said. "I have really, really good relationships with both of them and the other kids here. We talk about everything and they realize Coach Cam really cares. We build with them and we learn them and they learn us. It's more than basketball."

In today's age of collegiate basketball, retaining a roster has become increasingly difficult. Programs like UTSA, which succeed at the mid-major level and develop a reputation for elite player development, are often at risk of losing their stars to Power 4 institutions that can provide strong financial support through revenue sharing and Name, Image and Likeness.

Coupled with strong administrative support for women's basketball revenue sharing, the Roadrunners have been largely immune to the roster turnover that exists at many peer programs. Players like Jenkins and Udo, who have made big impacts and put up impressive numbers, could have easily chosen to leave the Roadrunners. But the relationships they have built with their coaches, the university and their fan base have kept them in the blue and orange.

"The climate that we're working in now, it can be really hard," Miles said. "I feel like I'm a basketball purist – some of us do still exist. If you can focus on the right kids from the right families who want to get better in this game, get better off the floor and play for coaches who will teach them more than just basketball and help them mature in other ways, the money becomes secondary."

"Through Karen's leadership, the way she makes us think about things and approach recruiting, we haven't run into many of those recruiting situations where money is at the forefront. I'm transparent and say that I understand that money is involved. But we're relationship oriented. It's not transactional. If you can keep that at the forefront, I think that helps with the climate we're living in now."

Miles has spent more than a decade helping young women grow as basketball players and as people. But his life changed significantly in the past year when he and his wife, Aliyah, welcomed their daughter Arlee.

For someone who has always been focused on family, the opportunity to be a parent is something Miles has thoroughly enjoyed. It has given him perspective and additional balance within his life.

"We had a really uncommon year last year and that might have been the hardest thing about last year," he said. "My little girl doesn't care if daddy has been gone for three days. She doesn't care if we had hard workouts. She wants to play – 'Daddy's here, let's go.' I love watching her grow. I love watching her process things. I leave for four days and come back and she's like a completely different person."

Miles wife Aliyah, a talent acquisition partner at UT Health San Antonio, has been the stabilizing force for their family, balancing Arlee's development amidst the hectic schedule of collegiate basketball coaching and her own demanding career.

"She knew she was marrying a basketball coach, so she knew what she was getting into," Miles said. "She's the MVP and I'm so thankful for her. It was hard figuring out how to manage that part, but we figured it out."

Among Arlee's interests is watching Ms. Rachel, a children's content creator. Miles is constantly impressed with what his young daughter learns on a daily basis both in their home environment and through educational programming.

"She's been teaching me things," Miles says. "She's been learning different things from Ms. Rachel and coming back and teaching me. She's learning sign language. I can't wait to watch her get older and continue to mature and learn. I'm just so in love with her."

* * * * *

Aston's coaching tree is one that has many branches. Just as she's known for her ability to develop players, she also is renowned for producing head coaches who are ready to take on their next challenge.

Being a collegiate head coach has many facets and extends far beyond Xs and Os and recruiting. Aston views it as her responsibility to help prepare her assistants to be as ready as they can be for all aspects of the job.

"It's very high level," Miles said. "With Karen, I like to use the word elite. Everything she does has a purpose, even if you don't notice it. You will catch on to it as time goes. She has grown me to unfathomable levels. I didn't think I would be this detail-oriented about the game. A lot of things came natural to me as a player, so the coaching came natural. But through her, she has made me focus on certain things.

"The way she thinks off the floor, the things she focuses on, that's the part that's really elevated me as a coach," he continued. "I've been around basketball my entire life, but it's the business part, the head coaches meetings, the NIL/rev share meetings, the public speaking. Just letting me be a fly on the wall, I learn so much. I feel more confident talking to people because I have an understanding of all that is going on, it's not just basketball."

While Aston has continued to give Miles increasing responsibility, she's found it to be something that he has constantly embraced. She has been impressed by his commitment to his own growth.

"He's very open to it; he's hungry," Aston said. "A lot of young coaches want to jump ship and keep moving. Cam has really wanted to keep growing and maturing. His ability to grow has been because he's been willing to do that. Each year I've given him more responsibilities and I'm putting him in situations where he can see what a head coach can be."

Miles is challenged daily in his new role. He understands that becoming a head coach isn't just a title to be chased. It's a responsibility that requires a tremendous amount of preparation.

"Karen is putting me in situations where it's like, 'Do you want this or not?'" Miles said. "And I still do. She's helping me understand that if you want to be a head coach, a lot of the basketball goes away. Grasping that has been the biggest thing for me. A lot of people are turned off by it, but I still want it. I'm thankful that she's putting me in these situations. I'm grateful for her because she is elevating us in more than one way here."

* * * * *

As the calendar turns to the 2025-26 season, Miles is excited to start the new year in his new role. Seated across from the bench, as always, will be his family. It's a constant motivator for Miles and the entire team.

"The fact that we have that type of support system here with our families and our families being so engaged and entrenched into what we have going on means the world," he said. "The girls see it and I think their families see it. The family atmosphere that everybody asks about, our players actually feel it."

He knows the support for the Roadrunners will only continue to grow and he knows that he, Aston and their staff have created a program that is built to last.

"You have to put a product on the floor and if you do that, people will come," Miles said. "A lot of that comes from Karen and her leadership and the product that we're putting on the floor. With her continuing to lead the way she does, I see this program growing and growing and growing."

#

ASTON ON 2026 KATHY DELANEY-SMITH MID-MAJOR COACH OF THE YEAR AWARD PRESEASON WATCH LIST

By: Ryan Smith / UTSA Athletics

SAN ANTONIO – After going 26-5, including a 17-1 mark in league play and an American Conference Regular Season Championship, Head UTSA Women's Basketball Coach Karen Aston was listed on the 2026 Kathy Delaney-Smith Mid-Major Coach of the Year Award Preseason Watch list presented by Her Hoop Stats.

Twenty total coaches were selected for the watch list, and this is the second season of the award, named after the legendary former Harvard head coach. Richmond's Aaron Roussell was named the award's second winner in 2025. This year's watch list includes coaches from 13 conferences.

In four seasons at UTSA, Aston has compiled a 64-62 record, highlighted by a Regular Season Championship and two national postseason appearances. Under her tutelage, the Roadrunners have won two conference player of the year accolades, two conference newcomer of the year awards, and have placed seven on all-conference teams [2x First Team, 2x Second Team, 2x All-Defensive, 1x All-Freshman]. The Roadrunners also made significant strides off the court, earning five conference All-Academic awards, two Collegiate Sports Communicators Academic All-District selections, an Arthur Ashe Jr. Sports Scholar Award, and a Team Impact Teammate of the Year award. UTSA has set single-season school records for both total attendance (15,732) and average attendance (1,182) under Aston. She holds a career record of 349-208 (.627), which includes head coaching positions at Charlotte, North Texas, and Texas. In her 17 seasons as a head coach, Aston's teams have averaged 21 wins per year and have made a combined 12 national postseason appearances.

Award Eligibility & Schedule

To be eligible for the award, coaches must compete in one of the 26 conferences deemed to be "mid-major." The following conferences are considered high-major for the purposes of this award and thus ineligible: ACC, Big 12, Big East, Big Ten, and SEC. Additionally, Oregon State and Washington State remain ineligible this season as membership in the Pac-12 Conference evolves. Interim head coaches are eligible, though total games coached were taken into consideration.

The 10-person midseason watch list will be announced in January. The five finalists for the award will be announced in March, with the winner being named around the Final Four. Coaches will be assessed across the entire season, including postseason play. Beyond on-court success, other factors such as recruiting, preseason expectations, injuries, and tactical coaching will also be weighed when assessing each candidate. Inclusion on previous watch lists is not a requirement to be considered for future watch lists.

About Kathy Delaney-Smith

Delaney-Smith's Harvard teams compiled a record of 630-434 (.592) in her 40-year career, including a 367-168 (.685) record in Ivy League play. Delaney-Smith's 630 wins rank 32nd in Division I history.

Delaney-Smith led her teams to six NCAA Tournament appearances and nine WNIT appearances, plus three Ivy League titles before the NCAA Tournament awarded automatic bids to the Ivy League champion. She has coached nine Ivy League Player of the Year recipients, six Ivy League Rookie of the Year winners, and all 22 of Harvard's 1,000-point scorers in the program's NCAA Division I history.

Delaney-Smith was inducted into the Massachusetts Basketball Coaches Hall of Fame in 1986, becoming the first woman to ever be inducted, with more than three decades of her career still ahead of her. She was also inducted into the New England Basketball Hall of Fame in 2003.

A native of Newton, Mass., Delaney-Smith is also among the most accomplished high school players and coaches in the state's history. She was the first woman in state history to score 1,000 points while at Sacred Heart High School. As a high school coach, Delaney-Smith coached Westwood High School to an overall record of 204-31 across 11 seasons, including a 96-game winning streak.

About Her Hoop Stats

Her Hoop Stats was founded in 2017 to unlock better insight about women's basketball at all levels. We began as a statistics site focused on providing consistent, reliable, and easy-to-access data about women's basketball for both mobile and desktop environments. Her Hoop Stats has expanded to become a leading independent voice in the women's game providing content through our newsletter, podcast network, YouTube channel, and social media accounts (Twitter, Bluesky, Facebook, Instagram).

###

2025-26 UTSA WOMEN'S BASKETBALL



NEWS CLIPPINGS



ASTON TABS KYRA WHITE AS DIRECTOR OF OPERATIONS

By: Ryan Smith / UTSA Athletics

SAN ANTONIO – On Friday, head coach Karen Aston announced the addition of UTSA women's basketball alumna Kyra White as the program's newest Director of Operations.

"We are so excited to bring back Kyra in a leadership and mentorship role," said Aston. "She was so instrumental in the growth of our program, and I know she is eager to begin her career in coaching. Not only will she be able to lead on the operations side but she will impact our program and our players in so many ways due to her understanding of our culture and expectations. It's always a goal of mine to pay it forward and while I am so appreciative of Elyssa's (Coleman) contributions I am equally as excited about Kyra's future in our profession."

White will return to the Convocation Center after spending 2024-25 competing professionally for Fr. Mathews Basketball Club in the Irish Super League, where she averaged 14.8 points, 5.9 rebounds and 3.6 assists.

Before entering the professional ranks, she spent a pair of seasons at UTSA, hitting the ground running and winning All-Texas Honorable Mention by Dave Campbell Texas Basketball as a junior in 2022-23. Across her senior season, she helped UTSA reach new heights as the squad went 18-15, collecting the program's most wins and first national postseason berth since the 2008-09 campaign. The 'Runners also picked up their inaugural postseason victory via an 80-62 routing of Northern Colorado in the Opening Round of the WNIT. Additionally, at UTSA, she dished out 303 assists, which ranked sixth on the all-time leader board.

After attending Judson High School in Converse, Texas, White initially went to USC, where she played in 77 games with 22 starts, scoring 138 points and posting 131 rebounds, 49 steals, 25 blocks and 127 assists before becoming a Roadrunner. White graduated from USC in May 2022 with a bachelor's degree in psychology, and she received a community nutrition certificate from UTSA in May 2024.

White joins Aston's 2025-26 coaching staff, which includes Associate Head Coach Cameron Miles, and assistant coaches Amber Gregg, Chantel Govan, Sophia Ramos and Angel Almaguer.

###

CAMERON MILES ELEVATED TO ASSOCIATE HEAD COACH

By: Ryan Smith / UTSA Athletics

SAN ANTONIO – Head Coach Karen Aston announced that Cameron Miles, who served as Assistant Coach / Coordinator of Scouting in the 2024-25 season, would be promoted to Associate Head Coach, filling the position left vacant by current Omaha Head Coach Jamie Carey.

"To begin, I would like to say how incredibly thrilled I am for Coach Jamie Carey. I am so thankful for her commitment to helping us move the needle here at UTSA and I know she will do the same at Omaha," said Aston. "In saying that, I am so happy to announce the promotion of Coach Cameron Miles. He has grown so much here as a coach, a mentor and a leader of our young women and it is a natural progression for him to become the Associate Head Coach. I have said many times, that Cam is a rising star in our profession. He is a development first coach in every way, but his growth in other areas has been fun and rewarding to watch. Again, I am thrilled that he and his wife, Aliyah, and daughter, Arlee, have chosen to continue their journey here at UTSA."

Miles climbed the ladder quickly at UTSA, coming on as an Assistant Coach in 2021 and receiving a promotion to Coordinator of Scouting in 2024 after a season that saw the Roadrunners go 18-15 and make the WNIT for the squad's first national postseason berth since the 2008-09 season. The team reached new heights in 2024-25, with a 26-4 mark representing the best in program history and a 17-1 league record, which earned the team the American Conference Regular Season Championship.

Working primarily with the post players, Miles has mentored several standout performers, including 2022-23 Conference USA Player and Newcomer of the Year and 2024-25 American Conference Player of the Year Jordyn Jenkins. In addition to Jenkins, he helped Elyssa Coleman to CUSA All-Defensive honors in 2022-23 and saw Idara Udo crack The American All-Conference Second Team in 2024-25.

Prior to his time at UTSA, he spent two years as an Assistant Coach at the College of Charleston and four seasons at Lamar in various roles.

"I'm extremely excited and thankful for the elevation into this role," said Miles. "I'm thankful to Karen for believing in me to this magnitude, and will do whatever it takes to help her continue to grow this program. I also want to thank (Vice President for Intercollegiate Athletics) Lisa (Campos) and the administration, for the positivity toward me and the program ... I can't wait to get to work and continue to 'Cash In'."

###

UTSA EXTENDS CONTRACT OF KAREN ASTON

By: Ryan Smith / UTSA Athletics

SAN ANTONIO – UTSA Vice President for Intercollegiate Athletics Lisa Campos announced a five-year extension to the contract of head women's basketball coach Karen Aston.

"Karen Aston has completely transformed our Women's Basketball program in four short years, culminating in the American Conference regular-season title last season," said Campos. "We are incredibly fortunate to have someone with Karen's experience leading the UTSA Women's Basketball program. She is a terrific mentor and role model to our student-athletes. She has built incredible relationships all throughout the City of San Antonio, evidenced by our record-breaking attendance this season. I am thrilled Karen will be our head coach for many years to come."

Aston's extension, which runs through March 31, 2030, will start at \$375,000 in 2025-26. From there, it will increase to \$385,000 in 2026-27 and \$415,000 for the final three seasons.

"When I came to UTSA, I knew that under the leadership of President Eighmy and Dr. Lisa Campos, this was the place for my family and I to be," said Aston. "They have been wonderful leaders and have been so supportive of our basketball program and vision. I am grateful to be the coach of the Roadrunners, and I appreciate the vote of confidence they have shown by extending my time here in San Antonio. I look forward to another season with the team and staff, and I appreciate all UTSA has done for me and my family."

Under Aston's tutelage, the program reached new heights in 2024-25 as the two-win squad she inherited was built into the 2024-25 American Conference Regular-Season Champions. The Roadrunners went 26-4, including a 17-1 mark in league play, both of which serve as league records. UTSA compiled a 13-0 ledger at home, finishing undefeated for the first time since the 1984-85 campaign, which saw the squad go 9-0 in the Convocation Center. Dating back to February of 2024, the 'Runners have won their last 16 games at home, another ongoing record, and the squad was an at-large selection to the Women's Basketball Invitational Tournament for back-to-back national postseason appearances.

Holding a career record of 349-208, Aston has gone 64-62 in her UTSA tenure, averaging a six-win improvement each season. An 18-15 record in 2023-24 was the Roadrunners' first winning season since 2014-15, and a Women's National Invitational Tournament berth was the program's first national postseason selection since 2008-09. An 80-62 win over Northern Colorado in the first round followed, for the squad's first-ever national postseason victory.

Known nationally for her recruiting prowess, Aston has brought several notable transfers to San Antonio, including the 2022-23 Conference USA Player and Newcomer of the Year and 2024-25 American Conference Newcomer of the Year Jordyn Jenkins. Along with Jenkins, Nina De Leon Negron received recognition as the 2024-25 American Newcomer of the Year, while Elyssa Coleman and Jadyn Pimentel earned CUSA All-Defensive honors in 2022-23. She's also had success bringing in and developing freshmen, with Sidney Love making the 2023 CUSA All-Freshman team and Idara Udo cracking The American All-Conference Second Team as a sophomore in 2024-25.

#

2025-26 UTSA WOMEN'S BASKETBALL



NEWS CLIPPINGS



BEXAR COUNTY DESIGNATES MARCH 1 AS UTSA WOMEN'S BASKETBALL DAY

By: Sean Cartell / UTSA Athletics

SAN ANTONIO – The Bexar County Commissioners Court on Tuesday issued a proclamation designating March 1 as “UTSA Women’s Basketball Day.” The day celebrates the success of the 2024-25 UTSA Women’s Basketball team, which on March 1, 2025, clinched sole possession of the American Conference regular-season championship, set a school record for wins in a season and set the all-time single-game attendance record with 2,250 fans.

The proclamation was made by Precinct 1 Commissioner Rebeca Clay-Flores. She was joined by County Judge Peter Sakai, Precinct 2 Commissioner Justin Rodriguez, Precinct 3 Commissioner Grant Moody and Precinct 4 Commissioner Tommy Calvert to commemorate the proclamation.

UTSA Vice President for Intercollegiate Athletics Lisa Campos, Associate Vice President for Community & Government Relations Albert Carrisalez and Head Women’s Basketball Coach Karen Aston represented UTSA, along with student-athletes from the 2024-25 women’s basketball team and members of the UTSA Athletics staff.

The proclamation reads:

WHEREAS, The UTSA Women’s Basketball team claimed the 2025 American Conference Regular-Season Championship outright on March 1 with a 17-1 league record, marking the first American team championship for any Roadrunners squad since joining the American Conference on July 1, 2023 and;

WHEREAS, the UTSA Women’s Basketball team set a school record for wins in a season with 26 victories in the 2024-25 campaign, finishing with a 26-5 overall record, and recording the best start in program history at 17-2 and;

WHEREAS, Head Coach Karen Aston, in her fourth season at the helm of the UTSA Women’s Basketball team, was named the 2025 American Conference Coach of the Year and;

WHEREAS, seniors Jordyn Jenkins and Nina De Leon Negron served as outstanding leaders for their team with Jenkins earning American Player of the Year honors and De Leon Negron being recognized as American Newcomer of the Year and;

WHEREAS, the UTSA Women’s Basketball team made its second consecutive postseason appearance, marking just the second back-to-back postseason berths in the program’s history and;

WHEREAS, the San Antonio community embraced the UTSA Women’s Basketball team, helping it set both a single-season attendance record with 15,372 total fans - an average of 1,182 fans per game - and a single-game attendance record with 2,250 fans on March 1 vs. Florida Atlantic.

NOW, THEREFORE BE IT RESOLVED that the Bexar County Commissioners Court hereby recognizes the 2024-25 UTSA Women’s Basketball team for its outstanding accomplishments and proclaim March 1 as UTSA Women’s Basketball Day.

##