

· 2025-26 UTSA ROADRUNNERS WOMEN'S BASKETBALL ·

| UTSA vs South Florida | Feb. 14 | San Antonio | The Convo |

#CASHIN • #BIRDSUP • #LETSGO210

GOUTSA.COM



2025-26 SCHEDULE AND RESULTS

THE MATCHUP

HEAD-TO-HEAD

NOVEMBER

6	at Texas Tech (ESPN+)	L, 52-79
8	at Houston (ESPN+)	L, 48-52
13	Texas State (ESPN+)	W, 64-41
19	at UIW (ESPN+)	W, 74-57
24	vs. Auburn% (FloSports)	L, 42-59
26	vs. Grand Canyon% (FloSports)	W, 65-64

DECEMBER

3	UNLV (ESPN+)	L, 39-66
7	at No. 14/15 Baylor (ESPN+)	L, 55-73
13	Prairie View A&M (ESPN+)	W, 86-40
15	Texas A&M-Kingsville (ESPN+)	W, 82-40
20	at Columbia (ESPN+)	L, 65-70
30	Tulane (ESPN+)*	W, 65-63

JANUARY

3	at Temple (ESPN+)*	W, 57-47
10	Charlotte (ESPN+)*	W, 69-63
13	at South Florida (ESPN+)*	L, 53-70
16	at Florida Atlantic (ESPN+)*	W, 79-42
20	East Carolina (ESPN+)*	L, 58-65
23	at Memphis (ESPN+)*	L, 40-52
28	North Texas (ESPN+)*	W, 66-64
31	Rice (ESPN+)*	L, 55-65

FEBRUARY

3	at UAB (ESPN+)*	L, 69-81
7	at Tulsa (ESPN+)*	W, 66-47
10	Temple (ESPN+)*	W, 52-43
14	South Florida (ESPN+)*	6:30 p.m.
21	at Wichita State (ESPN+)*	1 p.m.
24	at North Texas (ESPN+)*	6:30 p.m.

MARCH

1	Memphis (ESPNU)*	TBD
4	Tulsa (ESPN+)*	6:30 p.m.
7	at Rice (ESPN+)*	2 p.m.
10-14	American Championships (ESPN Networks)	TBD

• The UTSA women's basketball team will be back in the Convocation Center on Saturday, with a 6:30 p.m. tipoff against South Florida.

• The Roadrunners (12-11, 7-5 American) fell to the Bulls (15-10, 8-4 American) back in February, as sophomore Emilia Dannebauer logged a career-high 13 points in the effort on 5-for-6 shooting, while classmate Damara Allen worked her first collegiate double-double with 13 points and 10 rebounds.

• Senior Ereauna Hardaway dished out eight assists, tying her personal best, and fellow senior Cheyenne Rowe scored eight points and collected 10 rebounds.

• Similarly, South Florida is coming off consecutive victories against Tulane and Tulsa, and the Bulls sit fourth in the conference standings.

• They lead the league in assists/turnover ratio at 1.03 and in assists per game at 16.4. 27.8 defensive rebounds per game also top the American, and individually, Stefanie Ingram's 144 assists are 14th in the NCAA.

• Brito also appears on the NCAA leaderboard with 7.1 defensive rebounds per game, ranking her 28th.

• Edyn Battle leads the team with 14.3 points per game, while Katie Davidson averages 12.6 and L'or Mputu 10.0.

• Brito commands the glass with 8.9 rebounds per game, and Mputu is not far behind, snagging 8.1.

• Defensively, Ines Piper recorded 24 blocks, and Ingram swiped 35 steals.



Saturday, Feb. 14 | 6:30 p.m. CT
San Antonio, Texas
UTSA vs. South Florida



60.6	POINTS PER GAME	71.2
58.4	OPP. POINTS PER GAME	68.8
38.6	REBOUNDS PER GAME	40.3
+3.9	REBOUNDING MARGIN	+4.8
39.2	FIELD GOAL PCT.	43.7
30.3	3-POINT PCT.	32.7
69.7	FREE THROW PCT.	74.2
13.9	ASSISTS PER GAME	16.4
18.1	TURNOVERS PER GAME	15.9
8.1	STEALS PER GAME	6.1
3.6	BLOCKED SHOTS PER GAME	3.8

UTSA Roadrunners

Overall Record.....	13-11
American Conference Record.....	7-5
Home Record.....	7-3
Away Record.....	4-7
Neutral Record.....	1-1

South Florida Bulls

Overall Record.....	15-10
American Conference Record.....	8-4
Home Record.....	12-3
Away Record.....	2-4
Neutral Record.....	1-3
UTSA All-Time vs South Florida.....	2-2
at UTSA.....	1-0
at USF.....	0-2
Current Streak.....	L2
Last.....	January 13, 2026 - L, 53-70 at South Florida

WHERE TO WATCH: ESPN+

GAME COVERAGE

WHERE TO LISTEN: THE BULL 93.3

Jordy Fee-Platt (play-by-play)
Carlie Heineman (analyst)
Katie Goodman (reporter)

Stats: goUTSA.com/wbbstats
Watch: goUTSA.com/wbblive
X (Twitter): @UTSAWBB

www.goutsa.com/wbradio
Play-by-Play: Neal Raphael
The iHeartRadio app

PREVIOUS STARTERS (52-43 WIN VS TEMPLE)




2
EREANA
HARDAWAY
SR • PG • 5-8



4
DAMARA
ALLEN
SO • G • 5-10



5
MIA
HAMMONDS
SO • G • 6-3



21
CHEYENNE
ROWE
SR • F • 6-2



25
IDARA
UDO
JR • F • 6-1

All Times Central | Neutral Site Games in Italics

Hoopfest Women's Basketball Challenge % | American Games *

WE ARE UTSA

On Sept. 1, 2025, The University of Texas at San Antonio and UT Health San Antonio officially merged to become one institution. When referencing The University of Texas at San Antonio Athletics, please use the acronym **UTSA** and the nickname **ROADRUNNERS**. Please do not use Texas-San Antonio, UT-San Antonio or other variations. When referring to the university and not specifically to Athletics, UT San Antonio is acceptable.

QUICK FACTS

Institution Name..... The University of Texas at San Antonio (UTSA)
 Location San Antonio, Texas
 Founded 1969
 Enrollment 38,200
 Nickname Roadrunners
 School Colors Navy Blue (PMS 289), Orange (PMS 1665), White
 Arena (Capacity)..... Convocation Center (2,650)
 Year Opened..... 1975
 Conference..... American Conference
 President..... T. Taylor Eighmy, Ph.D. (Tufts, 1980)
 Vice President/Athletics Director..... Lisa Campos (Colorado State)
 Athletic Department Phone..... 210.458.4161
 Ticket Office Phone..... 210.458.UTSA (8872)

TEAM INFORMATION

2024-25 record 26-5
 2024-25 American Conference Record 17-1
 (Regular Season Champion)
 Starters R/L 2/3
 Letterwinners R/L 9/7
 Newcomers 7

HISTORY

First year of basketball 1981-82
 All-time record 596-651 (.478)
 All-time conference record 277-303 (.478)
 All-time Oil Country Athletic Conference record (OCAC) .16-2 (.889)
 All-time Southland Conference record (SLC) 172-173 (.498)
 All-time Western Athletic Conference record (WAC) 10-8 (.556)
 All-time Conference USA record (CUSA)..... 53-110 (.325)
 All-time American Conference Record (AMER) 34-14 (.749)
 NCAA tournament appearances 2 (2008, 2009)
 Conference Regular Season Championships..... 5
 83-84 (OCAC) • 84-85 (OCAC) • 02-03 (SLC) • 08-09 (SLC) • 24-25 (AMER)
 Conference Tournament Championships 2
 2008 (SLC) • 2009 (SLC)
 Postseason Tournament Appearances/Record..... 4/1-4 (.200)
 2008 (NCAA) • 09 (NCAA) • 2024 (WNIT) • 2025 (WBIT)
 NCAA Tournament Appearances/Record .2/0-2 (.000) - 2008 • 2009
 Last NCAA Postseason Opponent/Result..... 2009
 Lost to No. 2 seed Baylor, 87-82 OT
 WNIT Tournament Appearances/Record 1/1-1 (.500) - 2024
 Last WNIT Postseason Opponent/Result 2024
 Lost to Wyoming, 80-64 in Second Round
 WBIT Tournament Appearances/Record..... 1/0-1 (.000) - 2025
 Last WBIT Postseason Opponent/Result..... 2025
 Lost to Gonzaga, 57-51 in First Round

COACHING STAFF

Head Coach..... Karen Aston (Little Rock, 1986)
 Record at UTSA (Fifth Season) 76-73 (.504)
 Career record (18th Season)..... 361-219 (.624)
 Associate Head Coach..... Cameron Miles
 Assistant Coach Amber Gregg
 Assistant Coach Chantel Govan
 Assistant Coach Sophia Ramos
 Assistant Coach Angel Almaguer
 Director of Operations Kyra White
 Graduate Assistant..... Samuel Limehouse

ATHLETICS COMMUNICATIONS

Assistant Director [WBB Contact] Ryan Smith
 Smith's Email Address ryan.smith2@utsa.edu
 Smith's Cell Phone 361.442.9600
 Website..... goutsa.com

ROADRUNNER NOTES AND NEWS

LAST TIME OUT

- UTSA enters the contest following back-to-back wins over Tulsa and Temple.
- Rowe posted a game-high 26 points with 11 rebounds against the Owls, and junior Idara Udo snagged 11 boards and also swatted four shots across the contest.
- Sophomore Mia Hammonds added 10 points, and Hardaway logged six assists.

'RUNNERS IN THE RANKINGS

- As of 2/9/26 The 'Runners remain the league leaders in field goal percentage defense, holding opponents to 37.8%, and 16.5 fouls committed per game are the fewest in the American.

ROYAL ROBLES

- UTSA women's basketball newcomer Adriana Robles was named Freshman of the Week by the American Conference on 2/9/26, marking the second time she's claimed the honor.
- Robles was solid for the squad, averaging 5.5 points per game and 3.0 rebounds per game with five assists and four steals across contests with UAB and Tulsa.
- She was last chosen on Dec. 15, 2025, and represents the first Roadrunner to be named Freshman of the Week since Aysia Proctor accomplished the feat in the 2023-24 season.

PROLIFIC POINT GUARD

- UTSA senior Ereauna Hardaway was on a tear in December, scoring in double-digits with over five assists in five of six contests.
- She's led UTSA in scoring across four of them, beginning with a 15-point, five-assists performance against No. 14 Baylor.
- Hardaway then added 10 points against Prairie View A&M with seven assists ahead of 15 points with eight dimes in a bout with Texas A&M-Kingsville and 17 points with seven assists against Columbia.
- Most recently, she tallied 16 points with seven assists in an American Conference victory over Tulane.
- Across the stretch, she averaged 14.6 points per game, 6.8 assists per game and 5.0 rebounds per game, while shooting at a 46.6% clip and 52.6% from beyond the arc.

ENTERING LEAGUE PLAY

- UTSA will enter American Conference play holding a 5-6 record, with wins over Texas State, UIW, Grand Canyon, Prairie View A&M and Texas A&M-Kingsville.
- The Roadrunners rank 136th in the NCAA NET Rankings at the start of league play.
- Four of the Roadrunners six losses have come at the hands of Power Conference opponents in Texas Tech, Houston, Auburn, and then-No.14/15 Baylor.
- UTSA's other two losses came against team's that are in the top 100, with UNLV at 97 and Columbia at 70.

2025-26 WOMEN'S BASKETBALL ROSTER

#	Name	Pos	Ht	Yr.	Hometown • High School / Previous School
0	Sema Udo	F	6-0	Fr.-NEW	Plano, Texas / Plano East HS
1	Siena Guttadauro	G	5-6	R-Jr.-3L	San Jose, Calif. / Archbishop Mitty HS
2	Ereauna Hardaway	PG	5-8	Sr.-TR	Jonesboro, Ark. / Jonesboro HS / North Texas
3	Saher Alizada	G	5-10	Jr.-TR	Montreal, Canada / E.S. Saint-Laurent / South Plains College
4	Damara Allen	G	5-10	So.-1L	Aurora, Colo. / Cherokee Trail HS
5	Mia Hammonds	G	6-3	So.-1L	Cibolo, Texas / Steele HS
7	Nyayongah Gony	F	6-4	R-Sr.-1L	Lincoln, Neb. / Lincoln HS / Miami (Fla.) / Mississippi State
10	Sanaa Bean	F	6-3	Fr.-NEW	New Orleans, La. / Edna Karr HS
11	Jayda Holiman	PG	5-6	Jr.-TR	McAlester, Okla. / McAlester HS / UTRGV
13	Taylor Ross	F	6-1	So.-1L	San Antonio, Texas / Brennan HS
14	Marie Han	G	5-3	So.-TR	Austin, Texas / Vista Ridge HS / Fort Scott CC
16	Adriana Robles	PG	5-5	Fr.-NEW	Arecibo, Puerto Rico / Fossil Ridge HS
20	Maya Linton	F	6-0	Sr.-3L	Duncanville, Texas / Duncanville HS
21	Cheyenne Rowe	F	6-2	Sr.-2L	Ajax, Ontario / Bill Crothers Secondary School / JMU
25	Idara Udo	F	6-1	Jr.-2L	Plano, Texas / Plano East HS
33	Emilia Dannebauer	F/C	6-4	So.-1L	Berlin, Germany / Sportgymnasium Chemnit

UTSA RECORD WHEN...

Category	H	R	N	O
Overall	7-3	4-7	1-1	12-11
Conference	4-2	3-3	0-0	7-5
Non-Conference	3-1	1-4	1-1	5-6
Overtime	0-0	0-0	0-0	0-0
Double Overtime	0-0	0-0	0-0	0-0
Top-10 Opponents	0-0	0-0	0-0	0-0
Top-25 Opponents	0-0	0-1	0-0	0-1
Receiving Votes	0-0	0-0	0-0	0-0
Wear White	5-1	0-0	0-1	5-2
Wear Orange	1-1	0-1	0-0	1-2
Wear Navy	0-1	2-4	1-0	3-5
Wear Black	1-0	2-2	0-0	3-2
In November	1-0	1-2	1-1	3-3
In December	3-1	0-2	0-0	3-3
In January	3-2	1-2	0-0	4-4
In February	1-0	1-1	0-0	2-1
In March	0-0	0-0	0-0	0-0
Lead at Half	6-1	4-1	1-0	9-2
Trail at Half	0-2	0-5	0-1	0-8
Tied at Half	1-0	0-1	0-0	1-1
Decided by 1-4 Points	2-0	1-1	1-0	4-1
Decided by 5-9 Points	2-1	0-1	0-0	2-2
Decided by 10+ Points	3-2	3-4	0-1	6-7
Scoring 80+	2-0	0-0	0-0	2-0
Scoring 70-79	0-0	2-0	0-0	2-0
Scoring 60-69	4-0	1-2	1-0	6-2
Scoring 50-59	1-2	1-3	0-0	2-5
Scoring 0-49	0-1	0-2	0-1	0-4
Opp. Scoring 80+	0-0	0-1	0-0	0-1
Opp. Scoring 70-79	0-0	0-4	0-0	0-4
Opp. Scoring 60-69	3-3	0-0	1-0	3-3
Opp. Scoring 50-59	0-0	1-2	0-1	2-3
Opp. Scoring 0-49	4-0	4-0	0-0	8-0
FG 50% or Higher	1-0	2-0	0-0	3-0
FG 40-49.9%	5-1	1-2	0-0	6-3
FG 39.9% or Lower	1-2	1-5	1-1	3-8
Opp. FG 50% or Higher	0-0	0-1	0-0	0-1
Opp. FG 40-49.9%	3-2	0-4	1-1	4-7
Opp. FG 39.9% or Lower	4-1	4-2	0-0	8-3
Better FG% than Opp.	5-1	4-2	0-0	9-3
FG% is Equal	0-0	0-0	0-0	0-0
Opp. Better FG%	2-2	0-5	1-1	3-8
FT 80% or Higher	1-1	1-0	1-0	3-1
FT 70-79.9%	2-2	2-1	0-0	4-3
FT 69.9% or Lower	4-0	1-6	0-1	5-7
Opp. FT 80% or Higher	0-1	0-2	1-0	1-3
Opp. FT 70-79.9%	2-1	1-1	0-1	3-3
Opp. FT 69.9% or Lower	5-1	3-5	0-0	8-5
Better FT% than Opp.	5-2	3-3	1-0	9-5
FT% is Equal	0-0	0-0	0-0	0-0
Opp. Better FT%	2-1	1-4	0-1	3-6
Outbounding Opp.	6-0	4-3	1-0	11-3
Rebounds are Equal	0-0	0-0	0-0	0-0
Outbounded by Opp.	1-3	0-4	0-1	1-8
More Assists than Opp.	7-0	2-2	0-0	9-2
Assists are Equal	0-1	1-1	0-0	1-1
Fewer Assists than Opp.	0-2	1-5	1-1	2-8
Fewer TO than Opp.	4-1	2-1	0-0	6-2
Turnovers are Equal	0-0	1-1	0-0	1-1
More TO than Opp.	3-2	1-5	1-1	5-8
5 in Double Figures	1-0	0-0	0-0	1-0
4 in Double Figures	1-0	2-1	0-0	3-1
3 in Double Figures	2-0	1-3	1-0	4-3
2 in Double Figures	2-2	1-2	0-1	3-5
1 in Double Figures	1-0	0-1	0-0	1-1
0 in Double Figures	0-1	0-0	0-0	0-1
Bench Scores More	4-2	3-2	0-1	7-5
Bench Points are Equal	0-0	0-0	0-0	0-0
Opp. Bench Scores More	3-1	1-5	1-0	5-6
More Fast Break Points	6-1	1-1	0-0	7-2
Fast Break Points are Equal	0-1	1-1	0-0	1-2
Fewer Fast Break Points	1-1	2-5	1-1	4-7
More Points in Paint	5-0	4-4	0-0	9-4
Points in Paint Equal	0-0	0-0	0-0	0-0
Fewer Points in Paint	2-3	0-3	1-1	3-7
Highest Scoring Quarter				
1Q	24 / December 15, 2025 vs Texas A&M-Kingsville			
2Q	23 / January 16, 2026 at Florida Atlantic			
3Q	26 / December 15, 2025 vs Texas A&M-Kingsville			
4Q	28 / February 3, 2026 at UAB			
Lowest Scoring Quarters				
1Q	2 / December 3, 2025 vs UNLV			
2Q	9 / January 23, 2026 at Memphis			
3Q	7 / November 24, 2025 vs Auburn			
4Q	11, 2x / January 3, 2026 at Temple			
Opponent Highest Scoring Quarters				
1Q	20, 2x / December 3, 2025 vs UNLV			
2Q	30 / January 13, 2026 at South Florida			
3Q	27 / February 3, 2026 at UAB			
4Q	36 / January 28, 2026 vs North Texas			
Opponent Lowest Scoring Quarters				
1Q	6 / January 20, 2026 vs East Carolina			
2Q	1 / December 15, 2025 vs Texas A&M-Kingsville			
3Q	6, 2x / December 13, 2025 vs Prairie View A&M			
4Q	9, 2x / December 13, 2025 vs Prairie View A&M			
Largest Halftime & Final Score				
Half	41, 2x / January 16, 2026 at Florida Atlantic			
Final	86 / December 13, 2025 vs Prairie View A&M			
Lowest Halftime & Final Score				
Half	14 / January 23, 2026 at Memphis			
Final	39 / December 3, 2025 vs UNLV			
Opponent Largest Halftime & Final Score				
Half	49 / January 13, 2026 at South Florida			
Final	81 / February 3, 2026 at UAB			
Opponent Lowest Halftime & Final Score				
Half	16 / January 16, 2026 at Florida Atlantic			
Final	40, 2x / December 15, 2025 vs Texas A&M-Kingsville			

NOTES AND NEWS CONT.

FRESHMAN PHENOM

- UTSA women's basketball newcomer Adriana Robles was recognized as the American Conference Freshman of the Week on 12/15, as was announced by the league office.
- Robles helped UTSA to an 86-40 victory over Prairie View A&M, which represented UTSA's largest margin of victory since the 2008 season.
- She performed well, scoring eight points to go with five assists and three rebounds across the contest.
- Robles becomes the first Roadrunner to receive a conference honor in the 2025-26 season, and the first to be named Freshman of the Week since Aysia Proctor accomplished the feat on Feb. 19, 2024.

PUMMELED THE PANTHERS

- The UTSA women's basketball took down Prairie View A&M, 86-40 on 12/13 in nonconference action at the Convocation Center, for the squad's largest margin of victory against an NCAA Division I opponent since besting Nicholls by 53 on Jan. 14, 2008.
- Junior Idara Udo recorded her third double-double of the season, to the tune of 12 points and 10 rebounds.
- Sophomore Mia Hammonds racked up a career-best 17 points to go with six boards and a steal, while classmate Damara Allen also logged a personal best with 14.
- Rounding out the double-digit scoring club, junior Jayda Holiman logged 11 and senior Ereauna Hardaway 10, marking the first time the 'Runners have had five accomplish the feat since Jan. 15, 2025, against Memphis.
- Senior Cheyenne Rowe snagged 14 rebounds for a new career-high, and along with Udo became the first pair of Roadrunners to record 10-plus rebounds in a single game since Udo and current professional Jordyn Jenkins did so in the same contest against Memphis a season ago.
- Hardaway led the contest with seven assists, one short of her collegiate best.

CANADIAN QUEEN

- Ajax, Ontario native and UTSA senior Cheyenne Rowe was on fire to start the season, averaging a team-high 13.7 points per game and a squad-best 7.5 rebounds per game across the first six contests.
- She's reached a new career-high in points in three of four games, including a 20 point outburst against Grand Canyon at the Hoopfest Women's Basketball Challenge.
- Rowe has scored in double-figures in five of six games to start the season, including a 10-point, 11-rebound double-double against Houston.
- She also paced the squad with 16 points in a Battle of I-35 against Texas State, and charted 17 in the Hometown Showdown against UIW.

COMEBACK KIDS

- The UTSA women's basketball team erased a 10-point deficit with under four minutes in the fourth quarter, as the 'Runners took down Grand Canyon, 65-64, in a thrilling finale at the Hoopfest Women's Basketball Challenge on Nov. 26.
- The Roadrunners bested the Lopes, after a three-pointer for GCU saw a 57-47 lead with 3:32 remaining in the contest.
- Junior Jayda Holiman then sparked the comeback, connecting from range, and senior Cheyenne Rowe went 2-for-2 from the charity stripe to keep UTSA in the fight.
- After two free throws for the Lopes, Rowe hit from beyond the arc, and sophomore Emilia Dannebauer sunk two freebies to pull within two with 56 ticks remaining. GCU hit a three, and classmate Damara Allen matched to keep things close.
- Two more free throws followed for the Lopes, but Rowe nailed a triple from the top of the key for a 64-63 score line, still favoring GCU.
- Sophomore Mia Hammonds intercepted a pass and got the ball to Rowe, who was fouled with seven seconds remaining.
- With ice in her veins, she nailed both free throws, and stifling defense cemented the victory for UTSA.
- Rowe logged a new career-high in scoring with 20 points – 10 of which came in the fourth quarter – and she also snagged seven rebounds.
- UTSA finished the matchup 16-of-17 from the free-throw line and shot 60% from beyond the arc.

CASH IN TRACKER

For the past three seasons, the UTSA women's basketball team has honored their Player of the Game with the prestigious Cash In Chain. This is not always the person who stuffs the stats sheet or is the leading scorer, but the one who had the most impact on the game, be it a double-double or a big momentum-shifting shot. The person who wins the chain dons it until the next game when Director of Basketball Performance Carl Austin III reclaims it before redistributing it to whoever helps the squad

"Cash In"

NOVEMBER

6	at Texas Tech	Idara Udo
8	at Houston	Cheyenne Rowe
13	Texas State	Cheyenne Rowe
19	at UIW	Idara Udo
24	vs. Auburn%	Jayda Holiman
26	vs. Grand Canyon%	Cheyenne Rowe

DECEMBER

3	UNLV	Cheyenne Rowe
7	at Baylor	Ereauna Hardaway
13	Prairie View A&M	Ereauna Hardaway
15	Texas A&M-Kingsville	Jayda Holiman
20	at Columbia	Ereauna Hardaway
30	Tulane *	Cheyenne Rowe

JANUARY

3	at Temple *	Cheyenne Rowe
10	Charlotte *	Mia Hammonds
13	at South Florida *	Damara Allen
16	at Florida Atlantic *	Ereauna Hardaway
20	East Carolina *	Damara Allen
24	at Memphis *	Ereauna Hardaway
27	North Texas *	Cheyenne Rowe
31	Rice *	Damara Allen

FEBRUARY

3	at UAB *	Cheyenne Rowe
7	at Tulsa *	Idara Udo
10	Temple *	Cheyenne Rowe
14	South Florida *	
21	at Wichita State *	
24	at North Texas *	

MARCH

1	Memphis*	
4	Tulsa *	
7	at Rice *	

BREAKDOWN

Cheyenne Rowe	9
Ereauna Hardaway	5
Damara Allen	3
Idara Udo	3
Jayda Holiman	2
Mia Hammonds	1

NOTES AND NEWS CONT.

THE BETTER BIRD

- Four scored in double-figures as the UTSA women's basketball team took down UIW, 74-57 in the Hometown Showdown on Nov. 19 at the McDermott Center.
 - The Roadrunners bested the Cardinals with senior Cheyenne Rowe posting 17 points for a career-high in back-to-back games.
 - Junior Idara Udo logged an 11-point, 13-rebound double-double, and senior Ereauna Hardaway charted 15 points with four rebounds, three assists, and a block.
 - Freshman Adriana Robles scored 11 for her collegiate-best, helping UTSA shoot 52% from the field to UIW's 38%.
- The 'Runners snagged 21 more rebounds and recorded 10 more second-chance points than the Cardinals.

WON THE BATTLE FOR I-35

- UTSA took down rivals Texas State 64-41 at the Convocation Center on Nov. 13, 2025
- Senior Cheyenne Rowe and sophomore Mia Hammonds led the way, each scoring 16 points, and Rowe was named an American Conference Player of the Week Honorable Mention after registering eight rebounds, and four assists.
- The win marked the first time since 2013 that the Roadrunners claimed back-to-back Battle for I-35s, and the first in the Convocation Center since 2016.

TITLE DEFENSE

- Following an American Conference Regular Season Championship, the Roadrunners were slotted second in the American Coaches' Preseason Poll, receiving one first-place vote.
- UTSA went 17-1 in league play a season ago, and a reloaded lineup will look to repeat as conference champions with Preseason All-Conference First Team selection Idara Udo leading the way.
- UTSA was awarded 119 points, slotting them behind South Florida for the top spot in the preseason poll.
- The Bulls secured 11 first-place votes and a total of 132 points and Rice rounds out the top three with 113 and one first-place vote.

QUEENS OF THE CONVO

- After taking down Texas State, 64-41 on Nov. 13, 2025 UTSA won its 17 straight game in the Convocation Center, representing a program record.
- 17 consecutive home wins represented the 10th longest active streak in NCAA Division I women's basketball, before a loss against UNLV on Dec. 3 snapped the streak.
- Previously, the record for consecutive home wins was 11 games, spanning Jan. 9, 2002-Nov. 28, 2003.
- The run dated back to Feb. 25, 2024, and the Roadrunners were dominant, securing wins over Florida Atlantic, Rice, Northern Colorado, UTRGV, Texas A&M-Corpus Christi, Sam Houston, UT Arlington, UAB, Rice, Wichita State, Tulsa, Temple, North Texas, East Carolina, Memphis, and Texas State without falling.
- UTSA finished the 2024-25 campaign 13-0 inside The Convo, going undefeated at home for the first time since the 1984-85 season that went 9-0.
- The 'Runners picked up crucial victories along the way, including an 80-62 2025 WNIT Opening Round win over Northern Colorado that was the first National Postseason victory in program history, and the squad cut down the nets to celebrate the 2024-25 American Regular Season Championship against the Owls on Mar. 1, 2025.

NOTES AND NEWS CONT.

ALL ABOARD THE ASTON EXPRESS

- Head Coach Karen Aston inherited a 2-18 squad in 2021 and never looked back, as the team looks to make the NCAA Tournament for the first time since 2009.
- Aston, who entered the season with a career record of 349-208 (.627), had gone 64-62 (.508) at UTSA across four seasons, improving from a 7-23 mark in 2021-22, to 13-19 in 2022-23, 18-15 in 2023-24 and 26-5 in 2024-25.
- Aston was one of 20 coaches named to the 2026 Kathy Delaney-Smith Mid-Major Coach of the Year Award Preseason Watch List ahead of the campaign
- Under her tutelage, the Roadrunners reached a national postseason tournament for the second consecutive season in 2025 after receiving an automatic berth into the WBIT.
- The selection came after a historic 26-4 season, including a 17-1 mark in conference play and an American Regular Season Championship.
- UTSA's win total and conference win total both represented program records, and the Runners went 13-0 at home, finishing undefeated for the first time since the 1984-85 campaign, which saw the squad go 9-0 in the Convocation Center.
- UTSA picked up its first-ever postseason victory in 2024, taking down Northern Colorado in the Convocation Center in the First Round of the WNIT.

THE ENFORCER

- Junior forward Idara Udo who is nicknamed 'The Enforcer' around UTSA was chosen for the Preseason All-Conference First Team
- After making Second-Team All-Conference en route to the 2024-25 title, Udo was recognized, marking back-to-back seasons that a Roadrunner was chosen for the preseason squad after Jordyn Jenkins accomplished the feat a year ago.
- Last season, Udo was the top offensive rebounder in the league, with 67 boards across league play, and she secured 7.6 rebounds per game, ranking 9th in the American.
- She maintained a 73.8% clip from the charity stripe, slotting her eighth on the league leader board and swatted 17 shots for the 14th-most across the league, all while anchoring its top defense.

2024-25 RANKING SUCCESS

- The Roadrunners ended the 2024-25 campaign with a NET ranking of 66 is the program's highest ranking to conclude a regular season since NET rankings began.
- UTSA ranked inside the top 25 on the NCAA leader board in several categories sitting ninth in rebound margin (9.4), 11th in offensive rebounds per game (15.8), 12th in winning percentage (.897), 22nd in scoring defense (55.9), 23rd in rebounds per game (40.7) and 24th in field goal percentage defense (36.8).

BACK IN ACTION

- UTSA returns a pair of regular starters in Idara Udo and Maya Linton, as well as Siena Guttadauro, Damara Allen, Mia Hammonds, Nyayongah Gony, Taylor Ross, Cheyenne Rowe and Emilia Dannebauer.
- Udo started all 31 games for the Roadrunners, en route to Second-Team All-Conference honors, thanks to 25 blocks, 24 steals, and an average of 8.7 points per game at a 42.0% clip.
- Linton played a major role defensively, tallying 26 starts, while Allen started six times and Rowe one.

NOTABLE NEWCOMERS

- UTSA added seven to the squad, including transfer pieces in Ereauna Hardaway (North Texas), Saher Alizada (South Plains College), Jayda Holiman (UTRGV) and Marie Han (Fort Scott CC).
- Hardaway was been a standout performer for North Texas, serving as a starting point guard the past three seasons, and helping the Mean Green to a Co-American Conference Regular-Season Championship in 2023-24.
- Alizada heads to UTSA after helping South Plains to a 2024-25 Western Junior College Athletic Conference Championship and a 26-5 overall record, scoring 6.7 points per game.
- Holiman will represent the 'Runners after a pair of seasons at UTRGV, where she made the Western Athletic Conference All-Freshman Team in a season that featured eight double-digit scoring performances.
- Han comes from Fort Scott CC, where she made 18 starts, averaging 5.1 points per game, including a career-high 16 against Haskell Indian Nations University.
- True freshmen Sema Udo, Sanaa Bean and Adriana Robles round out the squad.

NOTES AND NEWS CONT.

BIG SHOES TO FILL

- The Roadrunners will have to replace critical members of the squad, as the 2024-25 Conference Player of the Year, Jordyn Jenkins, and 2024-25 Newcomer of the Year Nina De Leon Negron have entered the professional ranks.
- Jenkins, became the first Roadrunner to sign a WNBA contract after inking a training camp deal with the Las Vegas Aces, and she recently signed with German team Saarlouis Royals in the Women's Basketball Bundesliga (DBBL).
- Also a First Team All-Conference pick, she led the league, averaging 18.8 PPG at a 47.6% clip to go with 6.9 RPG and 34 blocks.
- In her first season at UTSA, she was the Conference USA Player of the Year and Newcomer of the Year in 2022-23, scoring a program-record 659 points across the campaign.
- De Leon Negron, meanwhile, shined in her first season at UTSA and was also chosen for the all-newcomer team and second-team all-conference.
- After transferring from UIW for her final season, she posted the second-most assists in the league, averaging 5.06 per game and is currently with POLLITAS DE ISABELA in her native Puerto Rico, where she was named the leagues Rookie of the Year.
- The Runners will also have to replace a third starter in Sidney Love, who transferred to Texas Tech for her senior season.

ON THE STAFF

- UTSA has some fresh faces and new roles on the 2025-26 women's basketball staff, with Head Coach Karen Aston tabbing Cameron Miles as her newest Associate Head Coach following Jamie Carey's departure to Omaha as the head coach.
- Miles has spent the past four seasons as an assistant on the staff, with primary responsibilities in scouting and the post players.
- UTSA alumnus Amber Gregg enters her first season at UTSA, after starring in the Convocation Center as a player from 2007-11.
- She led the Runners to a Southland Conference regular-season title in 2008-09, as well as back-to-back SLC Tournament Championships and NCAA Tournament appearances in 2007-08 and 2008-09.
- Gregg isn't the only former Roadrunner on the bench, with Chantel Govan in her fourth season as Assistant Coach/Recruiting Coordinator and Kyra White in her first as Director of Operations.
- After receiving a community nutrition certificate from UTSA in May 2024, White spent 2024-25 competing professionally for Fr. Mathews Basketball Club in the Irish Super League, where she averaged 14.8 points, 5.9 rebounds and 3.6 assists.
- Angler Almaguer and Sophia Ramos are each entering their third season on the staff and Samuel Limehouse was brought on as a Graduate Assistant.
- Jiana Hook is in her first season with women's basketball as an Associate Athletic Trainer, after spending the past five seasons with the men's program.
- Former UTSA football standout Carl Austin III is in his fifth season as the women's basketball Sports Performance Coach.

CASHING IN

- For the third season, the UTSA will honor its Player of the Game with the prestigious 'Cash In Chain'.
- This is not always the person who stuffs the stats sheet or is the leading scorer, but the one who had the most impact on the game, be it a double-double or a big momentum-shifting shot.
- The person who wins the chain dons it until the next game when Director of Basketball Performance Carl Austin III reclaims it before redistributing it to whoever helps the squad "Cash In".
- The chain reflects the team's motto, with the ultimate goal of reaching the NCAA Tournament.

FIRST GEN

- Beginning with the 2025-26 season, UTSA student-athletes who are first-generation college students will wear special patches on their uniforms recognizing their accomplishment of being the first in their family to attend college.
- As an institution, UTSA's first-generation student population comprises approximately 45 percent of the total student body, while more than one-third of the Roadrunners' student-athletes are first-generation college students.
- Ereauna Hardaway, Saher Alizada, Nyayongah Gony and Maya Linton will don the patch for women's basketball.

GOLDEN JUBILEE

- The UTSA Convocation Center is celebrating its 50th anniversary in 2025, after originally being built in 1975, and serving as the home women's basketball facility since the team's inception in 1981.
- One of the first buildings to be constructed on UTSA's main campus, the facility is affectionately known as The Convo.
- It also serves as the home facility for the UTSA men's basketball, volleyball and cheer teams.

JUST DO IT


- The Roadrunners will don new threads in the 2025-26 season, as the squad makes the switch to Nike apparel.
- Nike became the official outfitter of UTSA Athletics beginning June 2, 2025, following a partnership with Nike and Game One that was announced in October of 2024.
- Game One, one of the largest and fastest growing equipment suppliers in the country that serves a loyal customer base of more than 130 colleges and universities nationally, will serve as the official supplier of the Roadrunners' uniform, apparel and footwear needs.

NOTES AND NEWS CONT.

NEW DIGS


- UTSA Athletics broke ground on its 53,000-square-foot, state-of-the-art basketball and volleyball training facility on December 18, 2024.
- The building is expected to open in November 2026.
- The new facility will increase UTSA's competitive edge in recruiting and retaining the nation's best student-athletes and coaches.
- It will house the daily operations of the UTSA men's and women's basketball programs and its volleyball program.
- It will feature two full-sized NCAA practice courts, locker rooms and a team lounge for each program, a weight room, an athletic training and hydrotherapy space, team meeting rooms and coaches' offices for each of the three programs.
- The facility will be completed at a cost of more than \$35 million and will be located next to the Roadrunner Athletics Center of Excellence on Barshop Blvd.
- The basketball and volleyball training facility is part of a partnership with Bexar County and the City of San Antonio, each of which is investing \$5 million to the project.
- The architect for the project is Populous; Skanska USA Inc. is the construction firm.

2025-26 UTSA WOMEN'S BASKETBALL ROSTER




0

SEMA UDO
FR • F • 6-0
PLANO, TEXAS




1

SIENA GUTTADAURO
R-JR • G • 5-6
SAN JOSE, CALIFORNIA




2

EREAUNA HARDAWAY
JR • PG • 5-8
JONESBORO, ARK.



3

SAHER ALIZADA
JR • G • 5-10
MONTREAL, CANADA



4

DAMARA ALLEN
SO • G • 5-10
AURORA, COLO.



5

MIA HAMMONDS
SO • G • 6-3
CIBOLO, TEXAS




7

NYAYONGAH GONY
R-SR • F • 6-4
LINCOLN, NEBRASKA



10

SANAA BEAN
FR • F • 6-3
NEW ORLEANS, LA.




11

JAYDA HOLIMAN
JR • PG • 5-6
MCALESTER, OKLA.



13

TAYLOR ROSS
SO • F • 6-1
SAN ANTONIO, TEXAS




14

MARIE HAN
SO • G • 5-3
AUSTIN, TEXAS




16

ADRIANA ROBLES
FR • PG • 5-5
ARECIBO, PUERTO RICO




20

MAYA LINTON
SR • F • 5-11
DUNCANVILLE, TEXAS



21

CHEYENNE ROWE
SR • F • 6-2
AJAX, ONTARIO, CANADA



25

IDARA UDO
JR • F • 6-1
PLANO, TEXAS



33

EMILIA DANNEBAUER
SO • F/C • 6-4
BERLIN, GERMANY

COACHING STAFF



HC

KAREN ASTON
HEAD COACH
FIFTH SEASON



AC

CAMERON MILES
ASSOC. HEAD COACH
FIFTH SEASON



AC

AMBER GREGG
ASSISTANT COACH
FIRST SEASON




AC

CHANTEL GOVAN
ASSISTANT COACH
FOURTH SEASON



AC

SOPHIA RAMOS
ASSISTANT COACH
THIRD SEASON



AC

ANGEL ALMAGUER
ASSISTANT COACH
THIRD SEASON

ROSTER ANALYSIS

NO.	NAME	POS.	HT.	YR.-EXP.	HOMETOWN / HIGH SCHOOL / PREVIOUS SCHOOL[S]
0	Sema Udo	F	6-0	Fr.-NEW	Plano, Texas / Plano East HS
1	Siena Guttadauro	G	5-6	R-Jr.-3L	San Jose, Calif. / Archbishop Mitty HS
2	Ereauna Hardaway	PG	5-8	Sr.-TR	Jonesboro, Ark. / Jonesboro HS / North Texas
3	Saher Alizada	G	5-10	Jr.-TR	Montreal, Canada / E.S. Saint-Laurent / South Plains College
4	Damara Allen	G	5-10	So.-1L	Aurora, Colo. / Cherokee Trail HS
5	Mia Hammonds	G	6-3	So.-1L	Cibolo, Texas / Steele HS
7	Nyayongah Gony	F	6-4	R-Sr.-1L	Lincoln, Neb. / Lincoln HS / Miami (Fla.) / Mississippi State
10	Sanaa Bean	F	6-3	Fr.-NEW	New Orleans, La. / Edna Karr HS
11	Jayda Holiman	PG	5-6	Jr.-TR	McAlester, Okla. / McAlester HS / UTRGV
13	Taylor Ross	F	6-1	So.-1L	San Antonio, Texas / Brennan HS
14	Marie Han	G	5-3	So.-TR	Austin, Texas / Vista Ridge HS / Fort Scott CC
16	Adriana Robles	PG	5-5	Fr.-NEW	Arecibo, Puerto Rico / Fossil Ridge HS
20	Maya Linton	F	6-0	Sr.-3L	Duncanville, Texas / Duncanville HS
21	Cheyenne Rowe	F	6-2	Sr.-2L	Ajax, Ontario / Bill Crothers Secondary School / JMU
25	Idara Udo	F	6-1	Jr.-2L	Plano, Texas / Plano East HS
33	Emilia Dannebauer	F/C	6-4	So.-1L	Berlin, Germany / Sportgymnasium Chemnit

Head Coach: Karen Aston (Fifth Season • Little Rock, 1987)

Associate Head Coach: Cameron Miles (Fifth Season • San Diego, 2013)

Assistant Coach: Amber Gregg (First Season • UTSA, 2011)

Assistant Coach / Recruiting Coordinator: Chantel Govan (Fourth Season • UTSA, 2022)

Assistant Coach: Sophia Ramos (Third Season • San Diego State, 2022)

Assistant Coach: Angel Almaguer (Third Season • UTSA 2022)

Director of Operations: Kyra White (First Season • Southern California, 2022)

Director of Basketball Performance: Carl Austin III (Fifth Season • UTSA, 2018)

Athletic Trainer: Jiana Hook (First Season • San Diego State, 2016)

Graduate Assistant: Samuel Limehouse (First Season • Southern Wesleyan, 2024)

ALPHABETICAL ROSTER

NO.	NAME	POS.	HT.	YR.-EXP.	HOMETOWN / HIGH SCHOOL / PREVIOUS SCHOOL[S]
4	Damara Allen	G	5-10	So.-1L	Aurora, Colo. / Cherokee Trail HS
3	Saher Alizada	G	5-10	Jr.-TR	Montreal, Canada / E.S. Saint-Laurent / South Plains College
10	Sanaa Bean	F	6-3	Fr.-NEW	New Orleans, La. / Edna Karr HS
33	Emilia Dannebauer	F/C	6-4	So.-1L	Berlin, Germany / Sportgymnasium Chemnit
1	Siena Guttadauro	G	5-6	R-Jr.-3L	San Jose, Calif. / Archbishop Mitty HS
7	Nyayongah Gony	F	6-4	R-Sr.-1L	Lincoln, Neb. / Lincoln HS / Miami (Fla.) / Mississippi State
5	Mia Hammonds	G	6-3	So.-1L	Cibolo, Texas / Steele HS
14	Marie Han	G	5-3	So.-TR	Austin, Texas / Vista Ridge HS / Fort Scott CC
2	Ereauna Hardaway	PG	5-8	Sr.-TR	Jonesboro, Ark. / Jonesboro HS / North Texas
11	Jayda Holiman	PG	5-6	Jr.-TR	McAlester, Okla. / McAlester HS / UTRGV
20	Maya Linton	F	6-0	Sr.-3L	Duncanville, Texas / Duncanville HS
16	Adriana Robles	PG	5-5	Fr.-NEW	Arecibo, Puerto Rico / Fossil Ridge HS
13	Taylor Ross	F	6-1	So.-1L	San Antonio, Texas / Brennan HS
21	Cheyenne Rowe	F	6-2	Sr.-2L	Ajax, Ontario / Bill Crothers Secondary School / JMU
25	Idara Udo	F	6-1	Jr.-2L	Plano, Texas / Plano East HS
0	Sema Udo	F	6-0	Fr.-NEW	Plano, Texas / Plano East HS

PRONUNCIATION GUIDE (VISIT GOUTSA.COM/WBBNAMES TO HEAD AUDIO PRONUNCIATIONS)

0	Sema Udo	Sim-uh ooo-doe	7	Nyayongah Gony	Nye-ON-Guh Go-Knee
1	Siena Guttadauro	Goo-tuh-DAR (like far)-roh	10	Sanaa Bean	Suh-Nye
2	Ereauna Hardaway	Air-E-On-Uh	14	Marie Han	MAR-E H-on
3	Saher Alizada	Suh-Hear Aly-Zah-Dah	25	Idara Udo	ID-are-Uh oo-doe
4	Damara Allen	Duh-mare-uh	33	Emilia Dannebauer	Dan-boww-er

2025-26 TEAM PHOTO / ROSTER BREAKDOWN



BY CLASS

FRESHMAN (3)

Sanaa Bean
Adriana Robles
Sema Udo

SOPHOMORE (5)

Damara Allen
Emilia Dannebauer
Mia Hammonds
Marie Han
Taylor Ross

JUNIORS (3)

Saher Alizada
Jayda Holiman
Idara Udo

REDSHIRT JUNIOR (1)

Siena Guttadauro

SENIORS (3)

Ereauna Hardaway
Maya Linton
Cheyenne Rowe

REDSHIRT SENIORS (1)

Nyayongah Gony

BY POSITION

POINT GUARD (3)

Ereauna Hardaway
Jayda Holiman
Adriana Robles

GUARD (4)

Saher Alizada
Damara Allen
Siena Guttadauro
Mia Hammonds
Marie Han

FORWARD (7)

Sanaa Bean
Nyayongah Gony
Maya Linton
Cheyenne Rowe
Taylor Ross
Idara Udo
Sema Udo

CENTER (1)

Emilia Dannebauer

BY STATE

TEXAS (6)

Mia Hammonds
Marie Han
Maya Linton
Taylor Ross
Idara Udo
Sema Udo

CANADA (2)

Saher Alizada
Cheyenne Rowe

CALIFORNIA (1)

Sienna Guttaduro

ARKANSAS (1)

Ereauna Hardaway

COLORADO (1)

Damara Allen

GERMANY (1)

Emilia Dannebauer

LOUISIANA (1)

Sanaa Bean

NEBRASKA (1)

Nyayongah Gony

OKLAHOMA (1)

Jayda Holiman

PUERTO RICO (1)

Adriana Robles

SUPERLATIVES

DOUBLE-DOUBLE TRACKER

Date / Opp.	Who	Stat
Nov. 6 / Texas Tech	Udo	13 Points / 10 Reb
Nov. 8 / Houston	Rowe	10 Points / 11 Reb
Nov. 19 / UIW	Udo ²	11 Points / 13 Reb
Dec. 13 / PVAMU	Udo ³	12 Points / 10 Reb
Dec. 30 / Tulane	Rowe ²	13 Points / 12 Reb
Jan. 3 / Temple	Rowe ³	14 Points / 18 Reb
Jan. 13 / South Florida	Allen	13 Points / 10 Reb
Jan. 28 / North Texas	Rowe ⁴	27 Points / 11 Reb
Feb. 10 / Temple	Rowe ⁵	26 Points / 11 Reb

DOUBLE-DIGIT POINTS

Date / Opp.	Who	Stat
Nov. 6 / Texas Tech	Udo	13 Points
Nov. 6 / Texas Tech	Allen	12 Points
Nov. 6 / Texas Tech	Robles	10 Points
Nov. 8 / Houston	Udo ²	13 Points
Nov. 8 / Houston	Allen ²	11 Points
Nov. 8 / Houston	Rowe	10 Points
Nov. 13 / Texas State	Rowe ²	16 Points
Nov. 13 / Texas State	Hammonds	16 Points
Nov. 19 / UIW	Rowe ³	17 Points
Nov. 19 / UIW	Hardaway	15 Points
Nov. 19 / UIW	Udo ³	11 Points
Nov. 19 / UIW	Robles	11 Points
Nov. 24 / Auburn	Holiman	14 Points
Nov. 24 / Auburn	Rowe ⁴	13 Points
Nov. 26 / Grand Canyon	Rowe ⁵	20 Points
Nov. 26 / Grand Canyon	Holiman ²	12 Points
Nov. 26 / Grand Canyon	Allen ³	12 Points
Dec. 7 / Baylor	Hardaway ²	15 Points
Dec. 7 / Baylor	Rowe ⁵	10 Points
Dec. 13 / PVAMU	Hammonds ²	17 Points
Dec. 13 / PVAMU	Allen ⁴	14 Points
Dec. 13 / PVAMU	Udo ⁴	12 Points
Dec. 13 / PVAMU	Holiman ³	11 Points
Dec. 13 / PVAMU	Hardaway ³	10 Points
Dec. 15 / TAMUK	Hardaway ⁴	15 Points
Dec. 15 / TAMUK	Rowe ⁷	12 Points
Dec. 15 / TAMUK	Hammonds ³	12 Points
Dec. 15 / TAMUK	Allen ⁵	10 Points
Dec. 20 / Columbia	Hardaway ⁵	17 Points
Dec. 20 / Columbia	Rowe ⁸	15 Points
Dec. 20 / Columbia	Allen ⁶	12 Points
Dec. 20 / Columbia	Holiman ⁴	10 Points
Dec. 30 / Tulane	Hardaway ⁶	16 Points
Dec. 30 / Tulane	Rowe ⁹	13 Points
Dec. 30 / Tulane	Robles ²	11 Points
Dec. 30 / Tulane	Holiman ⁵	10 Points
Jan. 3 / Temple	Rowe ¹⁰	14 Points
Jan. 3 / Temple	Allen ⁷	12 Points
Jan. 3 / Temple	Hammonds ⁴	10 Points
Jan. 3 / Temple	Hardaway ⁷	12 Points
Jan. 10 / Charlotte	Hardaway ⁸	19 Points
Jan. 10 / Charlotte	Rowe ¹¹	16 Points
Jan. 10 / Charlotte	Hammonds ⁵	17 Points
Jan. 13 / South Florida	Allen ⁸	13 Points
Jan. 13 / South Florida	Dannebauer	13 Points
Jan. 16 / Florida Atlantic	Hardaway ⁹	20 Points
Jan. 16 / Florida Atlantic	Rowe ¹²	19 Points
Jan. 16 / Florida Atlantic	Robles ³	10 Points
Jan. 20 / East Carolina	Allen ⁸	12 Points
Jan. 20 / East Carolina	Hammonds ⁶	12 Points
Jan. 23 / Memphis	Hardaway ¹⁰	15 Points
Jan. 28 / North Texas	Rowe ¹³	27 Points
Jan. 31 / Rice	Allen ⁹	11 Points
Jan. 31 / Rice	Hardaway ¹¹	10 Points
Feb. 3 / UAB	Hardaway ¹²	17 Points
Feb. 3 / UAB	Rowe ¹⁴	16 Points
Feb. 3 / UAB	Udo ⁵	12 Points
Feb. 7 / Tulsa	Udo ⁶	18 Points
Feb. 7 / Tulsa	Rowe ¹⁵	17 Points
Feb. 10 / Temple	Rowe ¹⁶	26 Points

DOUBLE-DIGIT REBOUNDS

Date / Opp.	Who	Stat
Nov. 6 / Texas Tech	Udo	10 Reb
Nov. 8 / Houston	Rowe	11 Reb
Nov. 19 / UIW	Udo ²	13 Reb
Dec. 13 / PVAMU	Rowe ²	14 Reb
Dec. 13 / PVAMU	Udo ³	10 Reb
Dec. 30 / Tulane	Rowe ³	12 Reb
Jan. 3 / Temple	Rowe ⁴	18 Reb
Jan. 13 / South Florida	Allen	10 Reb
Jan. 13 / South Florida	Rowe ⁵	10 Reb
Jan. 28 / North Texas	Rowe ⁶	11 Reb
Feb. 10 / Temple	Rowe ⁷	11 Reb
Feb. 10 / Temple	Udo ⁴	11 Reb

DOUBLE-DIGIT ASSISTS

Date / Opp.	Who	Stat
---	---	---

GAME-BY-GAME STARTERS

NOVEMBER		1	2	3	4	5
6	AT TEXAS TECH	ROBLES	ALLEN	HAMMONDS	ROWE	UDO
8	AT HOUSTON	ROBLES	ALLEN	HAMMONDS	ROWE	UDO
13	TEXAS STATE	HARDAWAY	ALLEN	HAMMONDS	ROWE	UDO
19	AT UIW	HARDAWAY	ALLEN	HAMMONDS	ROWE	UDO
24	VS. AUBURN	HARDAWAY	ALLEN	HAMMONDS	ROWE	UDO
26	VS. GRAND CANYON	HARDAWAY	HOLIMAN	ALLEN	ROWE	UDO
DECEMBER		1	2	3	4	5
3	UNLV	HARDAWAY	HOLIMAN	ALLEN	ROWE	UDO
7	AT BAYLOR	HARDAWAY	ROBLES	ALLEN	ROWE	UDO
13	PRAIRIE VIEW A&M	HARDAWAY	HOLIMAN	ALLEN	ROWE	UDO
15	TAMUK	HARDAWAY	HOLIMAN	ALLEN	ROWE	UDO
20	AT COLUMBIA	HARDAWAY	HOLIMAN	ALLEN	ROWE	DANNEBAUER
30	TULANE*	ROBLES	HARDAWAY	ALLEN	ROWE	DANNEBAUER
JANUARY		1	2	3	4	5
3	AT TEMPLE *	ROBLES	HARDAWAY	ALLEN	ROWE	DANNEBAUER
10	CHARLOTTE *	ROBLES	HARDAWAY	ALLEN	ROWE	DANNEBAUER
13	AT SOUTH FLORIDA *	ROBLES	HARDAWAY	ALLEN	ROWE	DANNEBAUER
16	AT FLORIDA ATLANTIC *	ROBLES	HARDAWAY	ALLEN	ROWE	DANNEBAUER
20	EAST CAROLINA *	ROBLES	HARDAWAY	ALLEN	HAMMONDS	DANNEBAUER
23	AT MEMPHIS *	ROBLES	HARDAWAY	ALLEN	ROWE	DANNEBAUER
27	NORTH TEXAS *	HARDAWAY	ALLEN	HAMMONDS	ROWE	DANNEBAUER
31	RICE *	HARDAWAY	HOLIMAN	ALLEN	ROWE	DANNEBAUER
FEBRUARY		1	2	3	4	5
3	AT UAB *	HARDAWAY	ALLEN	HAMMONDS	ROWE	UDO
7	AT TULSA *	HARDAWAY	ALLEN	HAMMONDS	ROWE	UDO
10	TEMPLE *	HARDAWAY	ALLEN	HAMMONDS	ROWE	UDO
14	SOUTH FLORIDA *	---	---	---	---	---
21	AT WICHITA STATE *	---	---	---	---	---
24	AT NORTH TEXAS *	---	---	---	---	---
MARCH		1	2	3	4	5
1	MEMPHIS *	---	---	---	---	---
4	TULSA *	---	---	---	---	---
7	AT RICE *	---	---	---	---	---
BREAKDOWN		1	2	3	4	5
0	Sema Udo	---	---	---	---	---
1	Siena Guttadauro	---	---	---	---	---
2	Ereauna Hardaway	14	7	---	---	---
3	Saher Alizada	---	---	---	---	---
4	Damara Allen	---	9	14	---	---
5	Mia Hammonds	---	---	9	1	---
7	Nyayongah Gony	---	---	---	---	---
10	Sanaa Bean	---	---	---	---	---
11	Jayda Holiman	---	5	---	---	---
13	Taylor Ross	---	---	---	---	---
14	Marie Han	---	---	---	---	---
16	Adriana Robles	9	---	---	---	---
20	Maya Linton	---	---	---	---	---
21	Cheyenne Rowe	---	---	---	22	---
25	Idara Udo	---	---	---	---	13
33	Emilia Dannebauer	---	---	---	---	10

THE LAST TIME...

TEAM

PLAYED A RANKED TEAM

at No. 14 Baylor (L, 55-73) - 12/7/25

BEAT A RANKED TEAM

vs No. 21 Middle Tennessee (W, 58-53) - 2/4/23

LOST TO A RANKED TEAM AT HOME

at No. 23 Texas A&M (L, 51-77) - 12/20/21

LOST TO A RANKED TEAM ON THE ROAD

at No. 14 Baylor (L, 55-73) - 12/7/25

PLAYED AN OVERTIME GAME

vs North Texas (W, 75-67) - 1/31/24

PLAYED A DOUBLE-OVERTIME GAME

vs Charlotte (W, 81-80) - 1/14/24

PLAYED A TRIPLE-OVERTIME GAME

vs FIU (L, 103-107) - 2/6/21

SCORED 100+ POINTS

UTSA: 103, vs FIU - 2/6/21

Opp: 107, vs FIU - 2/6/21

SCORED 90+ POINTS

UTSA: 90 vs UTEP (W, 90-66) - 12/3/23

Opp: 93 at Houston (L, 89-93) - 12/19/22

SCORED 80+ POINTS

UTSA: 82 vs Texas A&M-Kingsville (W, 82-40) - 12/15/25

Opp: 81 at UAB (L, 69-81) - 2/3/26

SCORED LESS THAN 50 POINTS

UTSA: 40, at Memphis (L, 40-52) - 1/23/26

Opp: 43, vs Temple (W, 52-43) - 2/10/26

WON BY 20+ POINTS

UTSA: (42) (82-40), vs Texas A&M-Kingsville - 12/15/25

Opp: (27) (66-39), vs UNLV - 12/3/25

WON BY 30+ POINTS

UTSA: (42) (82-40), vs Texas A&M-Kingsville - 12/15/25

Opp: (37) (66-39), at Florida Atlantic - 1/16/26

WON BY 40+ POINTS

UTSA: (42) (82-40), vs Texas A&M-Kingsville - 12/15/25

Opp: (57) (58-115), at Texas Tech - 12/29/19

WON BY 50+ POINTS

UTSA: (53) (86-33), vs Nichols - 1/14/08

Opp: (57) (58-115), at Texas Tech - 12/29/19

HAD 2+ 20-POINT SCORERS

UTSA: Jordyn Jenkins (25) & Sidney Love (22), at Charlotte - 3/2/23

Opp: Karina Gordon (22) & Danae McNea (20), at East Carolina - 1/2/24

FORCED 30+ TURNOVERS

UTSA: 30, vs Texas A&M-Kingsville - 12/15/25

Opp: 31, at Texas Tech - 11/20/23

PLAYER

SCORED 40+ POINTS

UTSA: 40, Jordyn Jenkins, at North Texas - 2/20/23

Opp: 43, Keila Shelton, vs Louisiana Tech - 2/7/13

SCORED 30+ POINTS

UTSA: 30, Jordyn Jenkins, vs Tulsa - 1/4/25

Opp: 33, Victoria Flores, vs Rice - 1/31/26

RECORDED A TRIPLE-DOUBLE

UTSA: Monica Gibbs (19 pts, 11 reb, 11 ast), at TAMUCC - 2/18/09

Opp: N/A

ONE PLAYER RECORDED A DOUBLE-DOUBLE

UTSA: Cheyenne Rowe (26 pts & 11 reb), vs Temple - 2/10/26

Opp: Saniyah Curry (13 pts & 11 reb), vs Temple - 2/10/26

TWO PLAYERS RECORDED A DOUBLE-DOUBLE

UTSA: Jordyn Jenkins (17 pts & 10 reb), & Idara Udo (12 pts & 10 reb), at Memphis - 1/15/25

Opp: Janeta Rozentale (17 pts & 10 reb) & Iggy Allen (23 pts & 16 reb), at Florida Atlantic - 2/12/21

RECORDED 20+ REBOUNDS

UTSA: 23, Anika Anderson, vs Sam Houston State - 2/21/09

Opp: 20, Briana Wright, vs FIU - 2/13/16

RECORDED 15+ REBOUNDS

UTSA: 18, Cheyenne Rowe, at Temple - 1/3/26

Opp: 15, Hailey Adams, vs Rice - 1/31/26

TWO OR MORE PLAYERS RECORDED DOUBLE-DIGIT REBOUNDS

UTSA: Cheyenne Rowe (11), & Idara Udo (11), vs Temple - 2/10/26

Opp: Asia Nicholson (18) & Janavia Gage (12), vs Charlotte - 1/10/26

RECORDED 20+ POINTS & 20+ REBOUNDS

UTSA: Ashleigh Franklin (22 pts, 22 reb), at SHSU - 2/20/10

Opp: Jessica Kuster (21 pts, 21 reb), vs Rice - 12/20/11

RECORDED 10+ ASSISTS

UTSA: 11, Sidney Love vs UTRGV - 11/9/24

Opp: 11, Mama Dembele at USF - 1/29/25

RECORDED 20+ POINTS & 10+ ASSISTS

UTSA: Sidney Love (21 pts, 11 ast), vs UTRGV - 11/9/24

Opp: N/A

MADE 8+ 3-POINTERS

UTSA: 8, Carrie Davis, vs Lamar - 1/12/08

Opp: N/A

MADE 7+ 3-POINTERS

UTSA: 7, Ashley Spatletta, vs UT Arlington - 2/9/13

Opp: 7, Katelyn Crosthwait, at Rice - 1/16/23

MADE 6+ 3-POINTERS

UTSA: 6, Carlie Heineman, vs Old Dominion - 1/13/18

Opp: 6, Karina Gordon, at East Carolina - 1/2/24

MADE 15+ FREE THROWS

UTSA: 15, Mikayla Woods, vs Sam Houston State - 12/8/19

Opp: 18, Jennie Simms, at Old Dominion - 2/27/16

MADE 10+ FREE THROWS

UTSA: 12, Jordyn Jenkins, vs North Texas - 2/4/25

Opp: 13, Victoria Flores, vs Rice - 1/31/26

RECORDED 5+ BLOCKS

UTSA: 5, Idara Udo, vs Rice - 1/8/25

Opp: 5, Amirah Abdur-Rahim, at SMU - 1/30/24

RECORDED 5+ STEALS

UTSA: 5, Adriana Robles - 1/31/26

Opp: 5, Page Perri, at Columbia - 12/20/25

PLAYED EVERY MINUTE (REGULATION)

UTSA: Karrington Donald, at Southern Miss - 1/23/21

Opp: Mama Dembele, at South Florida - 1/29/25

TWO PLAYERS PLAYED EVERY MINUTE (REGULATION)

UTSA: Chrystal Chidomere & Loryn Goodwin, vs Rice - 2/16/16

Opp: Courtney Blakely & Jalynn Gregory, at Middle Tennessee - 1/5/23

PLAYED EVERY MINUTE (+OT)

UTSA: Monica Gibbs, vs Baylor - 3/22/09

Opp: Destinee Rogers, at Central Arkansas - 2/11/09

PLAYED EVERY MINUTE (+2OT)

UTSA: Ashleigh Franklin, vs Nicholls - 2/19/11

Opp: Ricshanda Bickham & KK Babin, vs Nicholls - 2/19/11

5 OR MORE PLAYERS SCORED IN DOUBLE DIGITS

UTSA: Mia Hammonds (17), Damara Allen (14), Idara Udo (12), Jayda Holiman (11), Ereauna Hardaway (10) vs PVAMU - 12/13/25

Opp: Molly Moffit (19), Cali Smallwood (15), Journey Armstead (13), Eleecia Carter (12), Monae' Davis (11), Sofia Munoz (11) at UAB - 2/3/26

NO ONE SCORED IN DOUBLE DIGITS

UTSA: vs UNLV - 12/3/25

Opp: vs Texas A&M-Kingsville - 11/16/16

2025-26 COMBINED STATS

Game Records

Record	Overall	Home	Away	Neutral
ALL GAMES	12-11	7-3	4-7	1-1
CONFERENCE	7-5	4-2	3-3	0-0
NON-CONFERENCE	5-6	3-1	1-4	1-1

Score by Periods

Team	1st	2nd	3rd	4th	OT	TOT
UTSA	308	338	369	379	0	1394
Opponents	338	270	353	382	0	1343

Team Box Score

No.	Player				Total		3-Point		F-Throw		Rebounds								PTS	AVG		
		GP-GS	MIN	AVG	FG-FGA	FG%	3FG-3FGA	3FG%	FT-FTA	FT%	OFF	DEF	TOT	AVG	PF	DQ	A	TO			BLK	STL
21	ROWE, Cheyenne	22-22	708:40	32.2	125-264	.473	8-35	.229	51-71	.718	62	133	195	8.9	35	0	19	39	17	18	309	14.0
2	HARDAWAY, Ereauna	22-21	698:15	31.7	81-204	.397	24-58	.414	45-61	.738	13	68	81	3.7	37	1	111	62	1	39	231	10.5
4	ALLEN, Damara	23-23	659:16	28.7	75-210	.357	33-95	.347	25-35	.714	36	64	100	4.3	35	0	51	57	3	20	208	9.0
25	UDO, Idara	15-13	317:22	21.2	46-112	.411	1-4	.250	33-45	.733	42	53	95	6.3	51	3	14	40	11	13	126	8.4
5	HAMMONDS, Mia	23-10	592:35	25.8	58-153	.379	7-36	.194	36-54	.667	30	93	123	5.3	56	0	30	66	22	27	159	6.9
16	ROBLES, Adriana	23-10	508:17	22.1	47-125	.376	12-47	.255	21-39	.538	10	42	52	2.3	52	1	47	45	1	29	127	5.5
11	HOLIMAN, Jayda	23-6	445:43	19.4	42-124	.339	27-80	.338	9-12	.750	20	37	57	2.5	31	0	21	26	7	20	120	5.2
33	DANNEBAUER, Emilia	23-10	362:06	15.7	26-68	.382	0-1	.000	23-33	.697	19	33	52	2.3	35	1	13	28	5	15	75	3.3
10	BEAN, Sanaa	23-0	213:20	9.3	11-26	.423	0-0	.000	11-14	.786	12	24	36	1.6	41	0	7	21	13	5	33	1.4
1	GUTTADAURO, Siena	9-0	86:25	9.6	2-19	.105	1-14	.071	1-2	.500	0	3	3	0.3	5	0	7	5	2	1	6	0.7
14	HAN, Marie	3-0	08:01	2.7	0-3	.000	0-3	.000	0-0	.000	0	0	0	0.0	1	0	0	0	0	0	0	0.0
Team											42	51	93					28				
Total		23	4600		513-1308	.392	113-373	.303	255-366	.697	286	601	887	38.6	379	6	320	417	82	187	1394	60.6
Opponents		23	4600		498-1329	.375	139-466	.298	208-308	.675	263	535	798	34.7	396	10	282	401	86	190	1343	58.4

Team Statistics

	UTSA	OPP
Scoring	1394	1343
Points per game	60.6	58.4
Scoring margin	+2.2	-
Field goals-att	513-1308	498-1329
Field goal pct	.392	.375
3 point fg-att	113-373	139-466
3-point FG pct	.303	.298
3-pt FG made per game	4.9	6.0
Free throws-att	255-366	208-308
Free throw pct	.697	.675
F-Throws made per game	11.1	9.0
Rebounds	887	798
Rebounds per game	38.6	34.7
Rebounding margin	+3.9	-
Assists	320	282
Assists per game	13.9	12.3
Turnovers	417	401
Turnovers per game	18.1	17.4
Turnover margin	-0.7	-
Assist/turnover ratio	0.8	0.7
Steals	187	190
Steals per game	8.1	8.3
Blocks	82	86
Blocks per game	3.6	3.7
Winning streak	2	-
Home win streak	1	-
Attendance	8965	18608
Home games-Avg/Game	10-897	11-1692
Neutral site-Avg/Game	-	2-222

Team Results

Date	Opponent	Score	Att.
11/06/2025	at Texas Tech	L 52-79	3315
11/08/2025	at Houston	L 48-52	1161
11/13/2025	Texas St.	W 64-41	1221
11/19/2025	at UIW	W 74-57	1138
11/24/2025	vs Auburn	L 42-59	259
11/26/2025	vs Grand Canyon	W 65-64	184
12/03/2025	UNLV	L 39-66	856
12/07/2025	at Baylor	L 55-73	3242
12/13/2025	Prairie View	W 86-40	721
12/15/2025	Tex. A&M-Kingsville	W 82-40	850
12/20/2025	at Columbia	L 65-70	722
12/30/2025	Tulane	W 65-63	685
01/03/2026	at Temple	W 50-47	4038
01/10/2026	Charlotte	W 69-63	1093
01/13/2026	at South Fla.	L 53-70	1896
01/16/2026	at Fla. Atlantic	W 79-42	498
01/20/2026	East Carolina	L 58-65	786
01/23/2026	at Memphis	L 40-52	827
01/28/2026	North Texas	W 66-64	639
01/31/2026	Rice	L 55-65	1172
02/03/2026	at UAB	L 69-81	407
02/07/2026	at Tulsa	W 66-47	1364
02/10/2026	Temple	W 52-43	942

NCAA TEAM RANKING SUMMARY

Statistic	National Rank	Conference Rank	Value	National Leader	Value	Conference Leader	Value
Assist/Turnover Ratio (359 ranked)	204	7	0.77	UConn	1.88	South Fla.	1.03
Assists Per Game (359 ranked)	136	6	13.9	UConn	24.3	South Fla.	16.4
Bench Points Per Game (359 ranked)	300	12	14.2	LSU	40.6	Fla. Atlantic	24.8
Blocks Per Game (359 ranked)	106	6	3.6	Virginia	7.3	East Carolina	4.1
Field Goal Percentage (359 ranked)	236	10	39.2	UConn	53.2	UAB	44.1
Field Goal Percentage Defense (359 ranked)	57	1	37.5	UConn	33.3	UTSA	37.5
Fouls Per Game (359 ranked)	147	2	16.5	Dartmouth	10.7	UAB	16.5
Free Throw Attempts Per Game (359 ranked)	228	11	15.91	Jacksonville	25.78	Tulsa	21.13
Free Throw Percentage (359 ranked)	224	7	69.7	Murray St.	81.9	Rice	81.0
Free Throws Made Per Game (359 ranked)	220	8	11.09	Murray St.	21.04	Tulsa	15.50
Rebound Margin (359 ranked)	97	4	3.9	LSU	18.9	North Texas	6.7
Rebounds (Defensive) Per Game (359 ranked)	114	8	26.1	Oklahoma	33.3	South Fla.	27.8
Rebounds (Offensive) Per Game (359 ranked)	139	7	12.4	Troy	18.8	Charlotte	17.7
Rebounds Per Game (359 ranked)	109	7	38.57	Troy	50.58	North Texas	42.08
Scoring Defense (359 ranked)	46	1	58.4	UConn	50.3	UTSA	58.4
Scoring Margin (359 ranked)	173	6	2.2	UConn	39.7	Rice	10.8
Scoring Offense (359 ranked)	274	13	60.6	LSU	96.6	East Carolina	72.1
Steals Per Game (359 ranked)	189	9	8.1	Cal St. Fullerton	16.5	Memphis	11.1
Three Point Attempts Per Game (359 ranked)	302	10	16.2	Arkansas St.	34.2	UAB	23.0
Three Point Percentage (359 ranked)	194	10	30.3	UConn	40.3	UAB	36.2
Three Point Percentage Defense (359 ranked)	143	3	29.8	Baylor	23.2	Rice	27.9
Three Pointers Per Game (359 ranked)	286	9	4.9	Fairfield	12.1	UAB	8.3
Turnover Margin (359 ranked)	214	7	-0.70	McNeese	13.58	East Carolina	6.04
Turnovers Forced Per Game (359 ranked)	144	5	17.43	Cal St. Fullerton	27.43	East Carolina	21.08
Turnovers Per Game (359 ranked)	279	11	18.1	Minnesota	10.1	Rice	13.9
Winning Percentage (356 ranked)	177	6	52.2	UConn	100.0	Rice	87.5

NCAA INDIVIDUAL RANKING SUMMARY

Statistic	Player	National Rank	Conference Rank	Value	National Leader	Value	Conference Leader	Value
Assist/Turnover Ratio (250 ranked)	Ereauna Hardaway	86	3	1.79	Paige Girardi, Quinnipiac	4.88	Tristen Taylor, Temple	1.98
Assists (148 ranked)	Ereauna Hardaway	59	4	111	Tonie Morgan, Kentucky	211	Stefanie Ingram, South Fla.	144
Assists Per Game (249 ranked)	Ereauna Hardaway	36	3	5.0	Caroline Lau, Northwestern	8.8	Stefanie Ingram, South Fla.	5.8
Blocks (149 ranked)					Emma Johansson, California Baptist	69	Hailey Adams, Rice	38
Blocks Per Game (250 ranked)	Mia Hammonds	237	7	0.96	Julia Dalan, Portland	3.42	Hailey Adams, Rice	1.58
Double Doubles (44 ranked)					Raegan Beers, Oklahoma	17	Megan Nestor, North Texas	15
Field Goal Attempts (149 ranked)					Mikayla Blakes, Vanderbilt	489	Kaylah Turner, Temple	345
Field Goal Percentage (250 ranked)	Cheyenne Rowe	113	3	47.3	Gracie Merkle, Penn St.	74.6	Megan Nestor, North Texas	57.4
Field Goals (150 ranked)					Audi Crooks, Iowa St.	248	Kaylah Turner, Temple	141
Free Throw Attempts (140 ranked)					S'Mya Nichols, Kansas	210	Mady Cartwright, Tulsa	140
Free Throw Percentage (244 ranked)					Ali Saunders, Southern Ind.	94.7	Victoria Flores, Rice	86.2
Free Throws (148 ranked)					S'Mya Nichols, Kansas	176	Mady Cartwright, Tulsa	120
Minutes Per Game (150 ranked)					Meri Kanerva, Xavier	38.10	Kaylah Turner, Temple	34.59
Points (198 ranked)					Mikayla Blakes, Vanderbilt	648	Kaylah Turner, Temple	395
Points Per Game (250 ranked)	Cheyenne Rowe	245	6	14.0	Mikayla Blakes, Vanderbilt	25.9	Kaylah Turner, Temple	17.2
Rebounds (148 ranked)	Cheyenne Rowe	83	5	195	Megan Nestor, North Texas	331	Megan Nestor, North Texas	331
Rebounds (Defensive) Per Game (30 ranked)					Kourtney Grossman, Eastern Wash.	10.2	Hailey Adams, Rice	8.3
Rebounds (Offensive) Per Game (29 ranked)					Megan Nestor, North Texas	5.6	Megan Nestor, North Texas	5.6
Rebounds Per Game (249 ranked)	Cheyenne Rowe	61	4	8.9	Megan Nestor, North Texas	13.8	Megan Nestor, North Texas	13.8
Steals (136 ranked)					Hannah Hidalgo, Notre Dame	130	Kennedy Fauntleroy, East Carolina	70
Steals Per Game (249 ranked)					Hannah Hidalgo, Notre Dame	5.42	Kennedy Fauntleroy, East Carolina	2.80
Three Point Attempts (148 ranked)					Briana Rivera, Samford	236	Jaila Harding, Wichita St.	205
Three Point Percentage (193 ranked)					Elle Evans, Kansas	49.6	Cali Smallwood, UAB	42.8
Three Pointers (149 ranked)					Briana Rivera, Samford	85	Cali Smallwood, UAB	77
Three Pointers Per Game (249 ranked)					Lydia Melashenko, Merrimack	3.35	Cali Smallwood, UAB	3.21
Triple Doubles (3 ranked)					Olivia Miles, TCU	4		

HEAD COACH KAREN ASTON



Head Coach

Karen Aston
Fifth Season
361-219 (76-73 UTSA)

X @CoachKarena

Named the 10th head coach in UTSA history on March 29, 2021, Karen Aston has completely transformed the Roadrunners' women's basketball program in four short seasons, leading the team to its first postseason win in program history and the 2024-25 American Conference regular-season championship.

Aston enters the year with a career record of 349-208 [.627], which includes head coaching positions at Charlotte, North Texas, and Texas. In her 17 seasons as a head coach, Aston's teams have averaged 21 wins per year and have made a combined 12 national postseason appearances. She has been consistently recognized as one of the top coaches in the nation. She was one of four finalists for the Naismith Women's College Coach of the Year award in 2017 and was one of 10 semifinalists for the honor in 2018. Aston also earned Big 12 Coach of the Year accolades in 2017 and AAC Coach of the Year in 2024-25.

At UTSA, Aston has compiled a 64-62 record, highlighted by a Regular Season Championship and two national postseason appearances. Under her tutelage, the Roadrunners have won two conference player of the year accolades, two conference newcomer of the year awards, and have placed seven on all-conference teams [2x First Team, 2x Second Team, 2x All-Defensive, 1x All-Freshman]. The Roadrunners also made significant strides off the court, earning five conference All-Academic awards, two Collegiate Sports Communicators Academic All-District selections, an Arthur Ashe Jr. Sports Scholar Award, and a Team Impact Teammate of the Year award. UTSA has set single-season school records for both total attendance (15,732) and average attendance (1,182) under Aston.

The Roadrunners posted a 26-5 record in 2024-25, including a 17-1 mark in league play, en route to The American regular-season title for the most wins and most conference victories in program history. The squad also went 13-0 at home, finishing undefeated for the first time since the 1984-85 campaign, which saw the team go 9-0 in the Convocation Center. 2,250 fans packed the UTSA Convocation Center on March 1, 2025, to watch the 'Runners pick up a 60-42 victory over Florida Atlantic to cement the regular season championship,

setting a new single-game attendance record in the process. The conference championship was UTSA's first since the 2008-09 season in the Southland and was the Roadrunners' fifth in school history.

UTSA received an at-large bid to the Women's Basketball Invitational Tournament [WBIT], marking the first time the Roadrunners reached a national postseason tournament in back-to-back seasons since winning Southland Conference Championships in 2008 and 2009. Aston was named WhoopDirt.com Coach of the Week after she earned the 50th win of her UTSA tenure, using wins over UAB and Tulsa to cement a record-breaking 12-2 start to the season. Additionally, on March 10, 2025, UTSA received votes in The Associated Press National Poll for the first time in program history.

In addition to Aston's Coach of the Year Accolade, she helped Jordyn Jenkins to an AAC Player of the Year Award, with Jenkins leading the league and posting 18.5 points per game at an impressive 46.2% clip. She hauled in 6.8 rebounds per game with 21 blocks and 19 steals in American action. On April 21, 2025, Jenkins inked a training camp deal with the Las Vegas Aces, becoming the first Roadrunner to sign a WNBA contract. Along with Jenkins, Nina De Leon Negron was crowned the conference Newcomer of the Year after averaging 5.1 assists per game, and Idara Udo joined her on the All-AAC Second Team thanks to 7.6 rebounds per game and 17 blocks.

UTSA ranked inside the top-25 on the NCAA leader board in several categories including, ninth in rebound margin [9.4], 11th in offensive rebounds per game [15.8], 12th in winning percentage [.897], 22nd in scoring defense [55.9], 23rd in rebounds per game [40.7] and 24th in field goal percentage defense [36.8]. The Roadrunners also wrapped up the regular season with a NET of 66, their highest at the conclusion of a campaign.

The 2023-24 season featured a wealth of firsts, including achieving UTSA's first-ever postseason victory on March 21, 2024, with an 80-62 win over Northern Colorado in the First Round of the 2024 Postseason Women's National Invitational Tournament [WNIT]. UTSA went 18-15 [10-8 The American], and the WNIT selection was the first national postseason pick since 2008-09.

The 'Runners finished fourth in the conference for the highest since the 2014-15 CUSA campaign and went 8-7 for the first winning nonconference record since 2013-14.

The Roadrunners ended the season ranked at or near the top in several statistical categories at both the national and conference level recording: 44.5 Rebounds per game [6th in NCAA, 1st in AAC], 15.8 Offensive Rebounds Per Game [10th in NCAA, 3rd in AAC], +8.2 Rebound Margin

HEAD COACH KAREN ASTON

The Aston File

HEAD COACHING EXPERIENCE

2021- Present: Head Coach, UTSA
2012-2020: Head Coach, Texas
2011-12: Head Coach, North Texas
2007-11: Head Coach, Charlotte
2006-07: Associate Head Coach, Baylor
2000-06: Associate Head Coach, Texas
1998-00: Assistant Coach, Texas
1996-98: Assistant Coach, North Texas
1994-96: Assistant Coach, Baylor
1993-94: Head Coach, Fort Smith Northside (HS)
1988-93: Head Coach, Vilonia High School

COLLEGIATE HEAD COACHING RECORD

Overall: 361-219 (.624)
UTSA: 76-73 (.504)

[13th in NCAA, 1st in AAC], 36.3% Field Goal Defense [19th in NCAA, 1st in AAC], 28.6 Defensive Rebounds per game [27th in NCAA, 2nd in AAC], 4.6 Blocks Per Game [32nd in NCAA, 3rd in AAC].

UTSA posted a 13-19 [9-1, C-USA] record in the 2022-23 season, opening up the C-USA tournament with a thrilling 69-68 win over No. 11 seed Florida Atlantic, before besting No. 3 seed Rice 62-54 to advance to the league's semifinals where they fell to No. 2 seed Western Kentucky.

Jenkins had a fantastic first season under Aston, taking home 2022-23 CUSA Player of the Year, Newcomer of the Year, and First-Team All-CUSA awards. Additionally, Jenkins became the third person in league history to win all three awards, and the first in 10 years. The 'Runners went 7-23 [3-14, CUSA] in Aston's inaugural year before collecting a 58-57 overtime win over UTEP at the league's postseason tournament.

At the University of Texas, Aston led the Longhorns to a 184-83 [.689] record in eight seasons. In her final seven seasons combined at Texas, Aston's teams averaged 24.6 wins per year, making six NCAA Tournament appearances. From 2015-18, her squads made four consecutive NCAA Sweet 16 showings, marking the first time that had been accomplished at Texas since 1990. Aston also directed the 2015-16 Longhorns to the program's first NCAA Elite Eight appearance since 2003.

Aston, who also spent eight years as an assistant and associate head coach at Texas for Naismith Hall of Fame head coach Jody Conradt, stands as Texas' second-winningest coach all-time behind Conradt's 783 victories.

Four of Aston's Texas players [Nneka Enemkpali, Imani

McGee-Stafford, Ariel Atkins and Charli Collier] were drafted by WNBA teams, with Collier [1st], McGee-Stafford [10th] and Atkins [7th] being selected as first-round picks. As a starter, Atkins helped lead the Washington Mystics to the 2019 WNBA Championship, earned WNBA All-Defensive Team honors in five seasons and was twice an all-star.

Defense has been a staple of Aston's teams her entire coaching career. Each of her eight teams at Texas ranked in the top-25 nationally in rebounding margin, including three years in the top-five. Her 2017-18 and 2018-19 teams ranked third in the NCAA in rebounding margin. Four of the top-eight single-season team rebounding averages in Texas history came during Aston's tenure, as did five of the top-nine best seasons in field-goal percentage defense.

Aston's prowess as one of the nation's best recruiters is also well known. Five of the classes she recruited to Texas were ranked among the top-11 in the nation according to ESPN.com, including three top-five classes. Recruits Charli Collier and Joyner Holmes were both No. 2 prospects according to ESPN and were listed as the nation's top recruits by some services. Aston brought 14 McDonald's All-Americans to Texas during her eight seasons.

In a season shortened due to COVID-19, the 2019-20 Longhorns posted a 19-11 overall record and finished third in the Big 12 Conference. A season that began with off-season injuries to several key contributors featured some impressive accomplishments. Texas defeated three AP Top-25 teams, including knocking off No. 1 Stanford, which marked the program's first win against an AP No. 1 squad since 2004. The Longhorns also won at No. 17 and previously undefeated Tennessee, and earned a road victory against No. 25 TCU. Texas led the nation in double-doubles during the 2019-20 campaign with 31.

Aston mentored Collier, a sophomore center, to First-Team All-Big 12 Conference honors, as she was one of only six players in the league to average a double-double. Collier became the first player in program history to average more than seven defensive rebounds per game in a single season. Freshman guard Celeste Taylor was a Big 12 All-Freshman Team selection and earned three Big 12 Freshman of the Week accolades.

In 2018-19, Aston led Texas to a 23-10 overall record and a third-place showing in the Big 12 Conference with a 12-6 overall mark. The Longhorns advanced to the semifinals of the Big 12 Conference Tournament for the sixth consecutive year. It marked the sixth year in a row that the Longhorns had won 20 or more games.

Under Aston's tutelage, junior point guard Sug Sutton

HEAD COACH KAREN ASTON

earned First-Team All-Big 12 Conference honors in 2018-19 and was named to the Big 12 All-Tournament Team. She led the Longhorns in scoring [12.7 points per game], assists per game [5.4] and steals per game [1.3]. Sutton scored in double figures 23 times, including four 20-point performances, and her 178 assists on the year marked the seventh-most in a single season in school history. She was the conference's best all-around point guard as a junior.

In 2017-18, Aston led the Longhorns to a 28-7 overall record and a second-place finish in the Big 12 Conference with a 15-3 overall mark. Texas advanced to the championship game of the Big 12 Conference Tournament for the third time in four years. It marked the fourth year in a row that the Longhorns had won 24 or more games.

For the third time in four seasons, Aston had one of her players selected in the WNBA Draft in 2018. Atkins was chosen with the No. 7 pick by the Washington Mystics, making her the third-highest draft pick in Texas history.

Under Aston's direction, Atkins and fellow senior Brooke McCarty concluded their decorated Texas careers in 2017-18. It marked the end of an impressive four-year span that saw the Longhorns post a 108-32 [.771] overall record, four NCAA Tournament appearances, four NCAA Sweet 16 appearances, one NCAA Elite Eight appearance and three Big 12 Conference second-place finishes. Aston was a semifinalist for the Naismith Coach of the Year award.

Aston was named the Big 12 Conference Coach of the Year in 2016-17, as the Longhorns swept the league's annual honors. McCarty was named the Big 12 Player of the Year, Brianna Taylor was selected as the Big 12 Defensive Player of the Year and Holmes earned Big 12 Freshman of the Year accolades. Aston was one of four finalists nationally for the Naismith Coach of the Year honor.

The Longhorns recorded a 25-9 overall record during the 2016-17 campaign. Texas strung together a 19-game winning streak during the course of the season, which ranks tied for the 10th-longest spree in program history. With a rigorous slate that featured 14 top-25 opponents, the Longhorns recorded seven victories against ranked foes. Texas won 14 consecutive games to start Big 12 Conference play, which marked the best start to the Big 12 schedule in school history. The Longhorns charted a 15-3 record in Big 12 play to finish second in the conference for the second consecutive year.

In 2015-16, Aston led Texas to a historic season. The Longhorns posted a 31-5 overall record, which marked the school's most victories since the 1987-88 season, and tied the school record for most Big 12 Conference wins [15] in a single season. Texas hosted the NCAA First and Second Rounds for the first time since 2010 and advanced to the NCAA Elite Eight for the first time since 2003. The Longhorns opened the year with a 16-0 record, marking the third-best start in program history.

McGee-Stafford, a senior center, was named an honorable mention All-America selection from both The Associated Press and the Women's Basketball Coaches Association in 2015-16, and became the first player in program history to reach the combined milestone of 1,000 career points, 1,000 career rebounds and 200 career blocks. McGee-Stafford was the fourth player in school history to be drafted in the first round of the WNBA Draft, going to the Chicago Sky with the 10th overall pick.

The 2014-15 Longhorns began the season on a 13-game winning streak and capped the year with a run to the NCAA Sweet 16. Texas finished with a 24-11 overall record and advanced to the championship game of the Big 12 Tournament for the first time since 2004. The Longhorns won nine of their last 12 games and posted what were then their most wins in more than a decade. Enemkpali was selected by the Seattle Storm in the third round of the 2015 WNBA Draft.

In 2013-14, Texas began a steady incline that included five wins against ranked opponents, a third-place finish in the Big 12 standings, a 10-win improvement from the previous season, and winning a game in the NCAA Tournament for the first time since 2008. UT's tie for third place in the Big 12 was its highest league finish since 2005.

Aston returned to the Forty Acres in 2012 after five years of experience reviving the women's basketball programs at the University of North Carolina at Charlotte and the University of North Texas.

Aston tripled the Mean Green's victory total in one season, as UNT went 15-16 during the 2011-12 season under her

HEAD COACH KAREN ASTON

direction after winning just five games the previous year. At Charlotte, Aston led the program to record-breaking heights, with 86 victories in four seasons, including a school-record 27 wins in 2010-11.

Aston led the 49ers to four consecutive postseason appearances and the 2009 Atlantic 10 Tournament Championship en route to the school's second-ever NCAA Tournament appearance. In her final season at Charlotte, Aston's squad advanced to the WNIT Final Four.

While on Conradt's Texas staff from 1998-2006, Aston helped the Longhorns post a 173-83 [. 676] record during that span, with seven NCAA Tournament appearances, two trips to the Sweet 16 and a march to the 2003 Final Four. The Longhorns also captured the 2003 Big 12 regular-season and tournament titles, and UT shared the 2004 Big 12 regular-season title. Aston was promoted from assistant coach to associate head coach in July of 2000 after serving as an assistant coach for two seasons.

During her time as an assistant on the Forty Acres, Aston spearheaded the signing of 25 nationally recognized recruits, including seven McDonald's High School All-Americans and seven WBCA/Nike All-Americans. Two of those high school All-Americans – Tiffany Jackson and Erika Arriaran – were named National High School Players of the Year. All eight of the recruiting classes Aston attracted were nationally ranked, including the No. 1 class in the nation in 2005-06.

Aston first came to Austin in 1998 from the University of North Texas, where she served as an assistant coach for two seasons [1996-98]. Prior to joining the North Texas staff, Aston was an assistant coach at Baylor for two seasons [1994-96].

Following Aston's initial stint on the Forty Acres, she was named associate head coach at Baylor during the 2006-07 season. With Aston on board, the Lady Bears won 26 games and reached the second round of the NCAA Tournament.

Before entering the collegiate coaching ranks, Aston was recognized as one of the top high school coaches in the nation. She coached five years at Vilonia High School [1988-93] in Vilonia, Ark., and one year at Fort Smith Northside [1993-94] in Fort Smith, Ark. She guided Fort Smith Northside to a 24-10 record and a fifth-place finish in Class 4A. For her efforts, she was named the Arkansas Northwest Region Coach of the Year.

While at Vilonia, Aston was not only the head basketball coach but also the head cross country and track coach. In 1992-93, she was named the Arkansas Basketball Coach of the Year after leading Vilonia to a 36-1 record and a Class 2A State Championship. Aston's cross country teams also claimed back-to-back state titles in 1991 and 1992.

A native of Benton, Arkansas, Aston was a two-time first-team all-state selection at Bryant High School. She capped her high school career by leading Bryant to the 1982 Arkansas Class 4A State Championship. Aston earned a Bachelor of Arts degree in physical education from Little Rock in 1987. She played two seasons of basketball at UALR after transferring from Ouachita Baptist.

In 2019, Aston was inducted into the Trojan Athletics Hall of Fame at the University of Arkansas at Little Rock and the Bryant [Ark.] High School Athletic Hall of Honor.

2025-26 ROADRUNNER TRACKER

CAREER TRACKER

UTSA RECORDS

750 POINTS		250 STEALS	
Ereauna Hardaway*	785 (221 at UTSA)	Ereauna Hardaway*	143 (36 at UTSA)
Idara Udo	640		
Chyenenne Rowe*	602 (564 at UTSA)	100 STEALS	
		Maya Linton	
		Idara Udo	52
500 POINTS		50 STEALS	
Saher Alizada*	350	Saher Alizada*	41
Jayda Holiman*	332 (120 at UTSA)	Jayda Holiman*	37 (20 at UTSA)
Maya Linton	260	Damara Allen	33
		Damara Allen	33 (31 at UTSA)
250 POINTS		Mia Hammonds	30
Damara Allen	292	Adriana Robles	29
Mia Hammonds	170	Marie Han*	22
Siena Guttadauro	169	Marie Han*	22
Marie Han*	142	Nyayongah Gony*	17 (4 at UTSA)
Nyayongah Gony*	139 (24 at UTSA)	Emilia Dannebauer	15
Adriana Robles	127	Siena Guttadauro	13
		Sanaa Bean	5
100 POINTS		Taylor Ross	3
Emilia Dannebauer	78		
Taylor Ross	50	100 BLOCKS	
Sanaa Bean	33	Idara Udo	61
500 REBOUNDS		50 BLOCKS	
Idara Udo	496	Chyenenne Rowe*	33 (29 at UTSA)
Chyenenne Rowe*	420 (381 at UTSA)	Mia Hammonds	24
Ereauna Hardaway*	343 (72 at UTSA)	Maya Linton	19
Maya Linton	302	Jayda Holiman*	15 (7 at UTSA)
		Nyayongah Gony*	14 (6 at UTSA)
250 REBOUNDS		Sanaa Bean	13
Damara Allen	160	Taylor Ross	12
Mia Hammonds	153	Damara Allen	11
Saher Alizada*	150		
Jayda Holiman*	332 (120 at UTSA)	10 BLOCKS	
		Ereauna Hardaway*	5 (1 at UTSA)
100 REBOUNDS		Emilia Dannebauer	6
Nyayongah Gony*	91 (25 at UTSA)	Siena Guttadauro	4
Siena Guttadauro	72	Adriana Robles	1
Emilia Dannebauer	55		
Adriana Robles	52	* Includes totals from previous schools	
Taylor Ross	49		
Sanaa Bean	36		
Marie Han*	35		
500 ASSISTS			
Ereauna Hardaway*	391 (98 at UTSA)		
100 ASSISTS			
Damara Allen	82		
Idara Udo	72		
Saher Alizada*	55		
Maya Linton	55		
Siena Guttadauro	51		
50 ASSISTS			
Jayda Holiman*	51 (21 at UTSA)		
Adriana Robles	47		
Marie Han*	36		
Chyenenne Rowe*	38 (36 at UTSA)		
Mia Hammonds	33		
Nyayongah Gony*	18 (1 at UTSA)		
Emillia Dannebauer	13		
Sanaa Bean	7		
Taylor Ross	3		

POINTS	CAREER	POINTS	SEASON
1. Starlite Williams, 1983-87	1,607	1. Jordyn Jenkins 2022-23	659
2. Angel Singleton, 1994-98	1,565	2. Tammy Rogers, 1990-91	583
3. Margaret Martinovich, 1981-85	1,480	3. Jordyn Jenkins, 2024-25	560
4. Monica Gibbs, 2005-09	1,460	4. Starlite Williams, 1986-87	538
5. Jordyn Jenkins, 2022-25	1,424	5. Loryn Goodwin, 2016-17	525
6. Tisha Boldt, 1986-91	1,379	6. Monica Gibbs, 2008-09	514
7. Kamra King, 2011-15	1,367	7. Starlite Williams, 1984-85	493
8. Tammy Rogers, 1987-91	1,343	8. Vivian Ewalefo, 2006-07	480
9. Michelle Martin, 1989-93	1,192	9. Margaret Martinovich, 1982-83	469
10. Sharon Wilson, 1985-89	1,173	10. Valerie Wells, 1983-84	452
REBOUNDS	CAREER	REBOUNDS	SEASON
1. Monica Gibbs, 2005-09	990	1. Onika Anderson, 2008-09	351
2. Tesha Smith, 2013-17	800	2. Monica Gibbs, 2008-09	309
3. Margaret Martinovich, 1981-85	778	3. Ryba Pawlaczyk, 2008-09	297
4. Angel Singleton, 1993-98	730	4. Marie Benson, 2018-19	289
5. Marie Benson, 2016-19	680	5. Cindy Pavell, 1981-82	271
6. Tisha Boldt, 1986-91	675	6. Ashleigh Franklin, 2009-10	268
7. Starlite Williams, 83-87	636	7. Tisha Boldt, 1987-88	262
8. Akunna Elonu, 2012-15	607	8. Marie Benson, 2017-18	249
9. Michelle Martin, 1989-93	590	9. Margaret Martinovich, 1982-83	247
10. Elyssa Coleman, 2021-24	588	10. Monica Gibbs, 2007-08	246
ASSISTS	CAREER	ASSISTS	SEASON
1. Monica Gibbs, 2005-09	693	1. Monica Gibbs, 2008-09	221
2. Tammy Rogers, 1987-91	377	2. Joyce Howard, 1997-98	201
3. Rhonda Hoffman, 1983-87	375	3. Monica Gibbs, 2007-08	195
4. Sharon Wilson, 1985-89	355	4. Tammy Rogers, 1990-91	188
5. Joyce Howard, 1996-98	333	5. Kyra White, 2022-23	160
6. Kyra White, 2022-2024	303	6. Shelley Seale, 1982-83	173
7. Shelley Seale, 1981-83	296	7. Nina De Leon Negron, 2024-25	149
8. Sidney Love, 2022-25	280	8. Kyra White, 2022-23	143
9. Kim Reed, 2001-05	272	9. Monica Gibbs, 2006-07	139
10. Karen Kroen, 1983-87	263	10. Monica Gibbs, 2005-06	138
STEALS	CAREER	STEALS	SEASON
1. Starlite Williams, 1983-87	281	1. Loryn Goodwin, 2016-17	94
2. Kamra King, 2011-15	240	2. Starlite Williams, 1986-87	92
3. Michelle Martin, 1989-93	227	3. Jady Pimentel, 2021-22	83
4. Sharon Wilson, 1985-89	223	4. Joyce Howard, 1997-98	79
5. Rhonda Hoffman, 1983-87	222	5. Michelle Martin, 1991-92	76
6. Monica Gibbs, 2005-09	207	Michelle Martin, 1992-93	76
7. Terrie Davis, 2004-08	173	7. Tammy Rogers, 1990-91	74
8. Tammy Rogers, 1987-91	165	8. Sharon Wilson, 1988-89	71
9. Ashley Spaletta, 2011-15	153	9. Starlite Williams, 1983-84	70
10. Crystal Chidomere, 2014-18	150	10. Valerie Wells, 1983-84	69
		Amber Prose, 2000-01	69
BLOCKS	CAREER	BLOCKS	SEASON
1. Elyssa Coleman, 2021-24	140	1. Alysse Davis, 2010-11	78
2. Whitney Wright, 2009-13	105	2. Kim Duncan, 1984-85	57
3. Alysse Davis, 2008-11	98	Elyssa Coleman, 2022-23	57
4. Marie Benson, 2016-19	94	4. Ryba Pawlaczyk, 2008-09	56
5. Kim Duncan, 1983-85	93	5. Mantha Emory, 1994-95	50
6. Starlite Williams, 1983-87	88	6. Whitney Wright, 2011-12	48
7. Timea Toth, 2016-20	87	7. Elyssa Coleman, 2023-24	45
8. Jordyn Jenkins, 2022-25	83	8. Timea Toth, 2019-20	44
9. Mantha Emory, 1993-95	81	9. Keelah Wilson, 1999-00	41
10. Tesha Smith, 2013-17	72	10. Whitney Wright, 2012-13	39

PLAYER GAME-BY-GAME STATISTICS

0

SEMA UDO



Freshman • Guard • 6-0 • Plano, Texas • Plano East HS

Udo's Career and 2025-26 Game Highs		
Career / Last	Category	2025-26 / Last
N/A	Points	N/A
N/A	Rebounds	N/A
N/A	Assists	N/A
N/A	Steals	N/A
N/A	Blocks	N/A
N/A	FG Made	N/A
N/A	FG Attempted	N/A
N/A	3PT Made	N/A
N/A	3PT Attempted	N/A
N/A	FT Made	N/A
N/A	FT Attempted	N/A
N/A	Minutes	N/A

OUT FOR 2025-26 SEASON

PLAYER GAME-BY-GAME STATISTICS



1

SIENA GUTTADAURO

Redshirt Junior • Guard • 5-6 • San Jose, California • Archbishop Mitty HS

Guttadauro's Career and 2025-26 Game Highs

Career / Last	Category	2025-26 / Last
13 / March 2, 2024 at Wichita State	Points	3 / January 20, 2026 vs East Carolina
5 / March 21, 2024 at Wyoming	Rebounds	1, 3x / 1 / January 23, 2026 at Memphis
4 / March 2, 2024 at Wichita State	Assists	3 / January 16, 2026 at Florida Atlantic
1, 14x / February 3, 2026 at UAB	Steals	1, 3x / February 3, 2026 at UAB
1, 2x / January 3, 2026 at Temple	Blocks	1 / January 3, 2026 at Temple
4, 4x / March 2, 2024 at Wichita State	FG Made	1, 2x / January 20, 2026 vs East Carolina
8, 3x / November 20, 2024 vs Texas A&M-Corpus Christi	FG Attempted	5 / January 16, 2026 at Florida Atlantic
4, 2x / March 2, 2024 at Wichita State	3PT Made	1 / January 20, 2026 vs East Carolina
8 / March 2, 2024 at Wichita State	3PT Attempted	3 / January 16, 2026 at Florida Atlantic
2, 4x / March 21, 2024 vs Northern Colorado	FT Made	1 / January 23, 2026 at Memphis
3 2x / February 4, 2023 vs. Middle Tennessee	FT Attempted	2 / January 23, 2026 at Memphis
24 / December 10, 2022 vs Idaho	Minutes	16 / January 16, 2026 at Florida Atlantic

#1 GUTTADAURO, Siena

2025-26 STATISTICS

Opponent	Date	GS	MIN	Total		3-Pointers		Free throws		Rebounds				PF	A	TO	BLK	STL	PTS	AVG
				FG-FGA	PCT	3FG-3FGA	PCT	FT-FTA	PCT	OFF	DEF	TOT	AVG							
at Temple	01/03/2026		09:07	0-3	.000	0-2	.000	0-0	.000	0	1	1	1.0	0	1	0	1	0	0	0.0
Charlotte	01/10/2026		07:58	0-2	.000	0-2	.000	0-0	.000	0	0	0	0.5	0	1	0	1	0	0	0.0
at South Fla.	01/13/2026		11:01	0-4	.000	0-2	.000	0-0	.000	0	0	0	0.3	1	1	0	0	0	0	0.0
at Fla. Atlantic	01/16/2026		16:52	1-5	.200	0-3	.000	0-0	.000	0	1	1	0.5	1	3	1	0	0	2	0.5
East Carolina	01/20/2026		10:16	1-2	.500	1-2	.500	0-0	.000	0	0	0	0.4	1	0	3	0	0	3	1.0
at Memphis	01/23/2026		12:41	0-2	.000	0-2	.000	1-2	.500	0	1	1	0.5	0	0	0	0	0	1	1.0
North Texas	01/28/2026		02:18	0-0	.000	0-0	.000	0-0	.000	0	0	0	0.4	0	0	0	0	0	0	0.9
at UAB	02/03/2026		12:11	0-1	.000	0-1	.000	0-0	.000	0	0	0	0.4	2	1	1	0	1	0	0.8
at Tulsa	02/07/2026		04:01	0-0	.000	0-0	.000	0-0	.000	0	0	0	0.3	0	0	0	0	0	0	0.7
Totals		0	86:25	2-19	.105	1-14	.071	1-2	.500	0	3	3	0.3	5	7	5	2	1	6	0.7

Player Averages

Games Played	Minutes/game	Points/game	FG Pct	3FG Pct	FT Pct	Rebounds/game	Assists/game	Turnovers/game	Assist/Turnover ratio	Steals/game	Blocks/game
9	9.6	0.7	10.5	7.1	50.0	0.3	0.8	0.6	1.4	0.1	0.2

PLAYER GAME-BY-GAME STATISTICS

2

EREAUNA HARDAWAY

Senior • Point Guard • 5-8 • Jonesboro, Ark. • Jonesboro HS • North Texas



Hardaway's Career and 2025-26 Game Highs (* at North Texas)

Career / Last	Category	2025-26 / Last
21 / December 7, 2024 vs Southern Illinois*	Points	20 / January 16, 2026 at Florida Atlantic
7, 3x / January 4, 2025 at Memphis*	Rebounds	6, 3x / February, 7, 2026 at Tulsa
8, 3x / January 13, 2026 at South Florida	Assists	8, 2x / January 13, 2026 at South Florida
4, 3x / December 15, 2025 vs Texas A&M-Kingsville	Steals	4 / December 15, 2025 vs Texas A&M-Kingsville
1, 5x / November 19, 2025 at UIW	Blocks	1 / November 19, 2025 at UIW
7, 6x / February 3, 2026 at UAB	FG Made	7, 3x / February 3, 2026 at UAB
18 / February 4, 2025 at UTSA*	FG Attempted	16, 2x / January 10, 2026 vs Charlotte
4 / January 16, 2026 at Florida Atlantic	3PT Made	4 / January 16, 2026 at Florida Atlantic
6, 4x / February 3, 2026 at UAB	3PT Attempted	6, 3x / February 3, 2026 at UAB
6, 4x / January 23, 2026 at Memphis	FT Made	6 / January 23, 2026 at Memphis
8 / February 26, 2025 vs Charlotte*	FT Attempted	9 / January 23, 2026 at Memphis
45 / February 22, 2025 at East Carolina*	Minutes	37, 2x / January 20, 2026 vs East Carolina

#2 HARDAWAY, Ereauna

2025-26 STATISTICS

Opponent	Date	GS	MIN	Total		3-Pointers		Free throws		Rebounds				PF	A	TO	BLK	STL	PTS	AVG
				FG-FGA	PCT	3FG-3FGA	PCT	FT-FTA	PCT	OFF	DEF	TOT	AVG							
at Houston	11/08/2025	*	25:13	1-4	.250	0-1	.000	2-6	.333	0	4	4	4.0	1	3	4	0	3	4	4.0
Texas St.	11/13/2025	*	28:07	1-3	.333	0-0	.000	2-4	.500	0	4	4	4.0	2	4	5	0	3	4	4.0
at UIW	11/19/2025	*	36:24	5-8	.625	1-3	.333	4-5	.800	1	3	4	4.0	0	3	3	1	0	15	7.7
vs Auburn	11/24/2025	*	32:18	1-8	.125	0-2	.000	0-0	.000	1	3	4	4.0	2	2	5	0	1	2	6.3
vs Grand Canyon	11/26/2025	*	32:08	3-7	.429	1-1	1.000	0-0	.000	0	3	3	3.8	3	4	2	0	0	7	6.4
UNLV	12/03/2025	*	34:11	2-6	.333	0-1	.000	0-0	.000	0	1	1	3.3	0	3	1	0	2	4	6.0
at Baylor	12/07/2025	*	31:51	7-16	.438	1-1	1.000	0-0	.000	2	2	4	3.4	2	5	3	0	1	15	7.3
Prairie View	12/13/2025	*	28:39	4-11	.364	1-3	.333	1-2	.500	1	4	5	3.6	2	7	3	0	2	10	7.6
Tex. A&M-Kingsville	12/15/2025	*	21:42	5-6	.833	3-3	1.000	2-2	1.000	1	4	5	3.8	1	8	0	0	4	15	8.4
at Columbia	12/20/2025	*	35:47	6-13	.462	3-6	.500	2-2	1.000	0	6	6	4.0	4	7	2	0	2	17	9.3
Tulane	12/30/2025	*	37:46	5-12	.417	2-6	.333	4-4	1.000	2	3	5	4.1	2	7	3	0	1	16	9.9
at Temple	01/03/2026	*	25:31	4-8	.500	1-1	1.000	1-2	.500	0	1	1	3.8	2	2	6	0	3	10	9.9
Charlotte	01/10/2026	*	34:45	6-16	.375	2-3	.667	5-7	.714	1	2	3	3.8	0	7	3	0	3	19	10.6
at South Fla.	01/13/2026	*	33:38	2-8	.250	0-0	.000	0-0	.000	1	0	1	3.6	0	8	4	0	1	4	10.1
at Fla. Atlantic	01/16/2026	*	28:11	7-11	.636	4-5	.800	2-2	1.000	1	4	5	3.7	0	3	0	0	0	20	10.8
East Carolina	01/20/2026	*	37:56	1-5	.200	1-2	.500	5-5	1.000	0	4	4	3.7	5	7	3	0	2	8	10.6
at Memphis	01/23/2026	*	37:07	4-13	.308	1-4	.250	6-9	.667	0	5	5	3.8	3	7	4	0	3	15	10.9
North Texas	01/28/2026	*	29:50	4-9	.444	0-2	.000	1-2	.500	2	4	6	3.9	2	5	3	0	2	9	10.8
Rice	01/31/2026	*	24:10	3-9	.333	0-2	.000	4-4	1.000	0	0	0	3.7	3	1	3	0	1	10	10.7
at UAB	02/03/2026	*	34:13	7-15	.467	3-6	.500	0-1	.000	0	2	2	3.6	2	5	1	0	2	17	11.1
at Tulsa	02/07/2026	*	35:44	2-9	.222	0-2	.000	2-2	1.000	0	6	6	3.7	0	7	2	0	1	6	10.8
Temple	02/10/2026	*	33:05	1-7	.143	0-4	.000	2-2	1.000	0	3	3	3.7	1	6	2	0	2	4	10.5
Totals			21 698:15	81-204	.397	24-58	.414	45-61	.738	13	68	81	3.7	37	111	62	1	39	231	10.5

Player Averages

Games Played	Minutes/game	Points/game	FG Pct	3FG Pct	FT Pct	Rebounds/game	Assists/game	Turnovers/game	Assist/Turnover ratio	Steals/game	Blocks/game
22	31.7	10.5	39.7	41.4	73.8	3.7	5.0	2.8	1.8	1.8	0.0

PLAYER GAME-BY-GAME STATISTICS



3

SAHER ALIZADA

Junior • Guard • 5-10 • Montreal, Canada • E.S. Saint-Laurent • South Plains College

Alizada's Career and 2025-26 Game Highs (* at South Plains College)

Career / Last	Category	2025-26 / Last
21 / Nov 2, 2024 vs Coastal Bend College*	Points	N/A
9 / Jan 30, 2025 vs Odessa College*	Rebounds	N/A
4 / Nov 29, 2024 vs Kilgore College*	Assists	N/A
3 / Jan 18, 2024 vs Clarendon*	Steals	N/A
N/A	Blocks	N/A
8 / Nov 2, 2024 vs Coastal Bend College*	FG Made	N/A
15 / Nov 2, 2024 vs Coastal Bend College*	FG Attempted	N/A
3 / Nov 2, 2024 vs Coastal Bend College*	3PT Made	N/A
10 / Jan 16, 2025 at Clarendon College*	3PT Attempted	N/A
5 / Dec 3, 2024 vs Cisco College*	FT Made	N/A
6 / Dec 3, 2024 vs Cisco College*	FT Attempted	N/A
34 / Jan 30, 2025 vs Odessa College*	Minutes	N/A

HAS YET TO APPEAR IN 2025-26

PLAYER GAME-BY-GAME STATISTICS

4

DAMARA ALLEN



Sophomore • Guard • 5-10 • Aurora, Colo. • Cherokee Trail HS

Allen's Career and 2025-26 Game Highs

Career / Last	Category	2025-26 / Last
14 / December 13, 2025 at PVAMU	Points	14 / December 13, 2025 at PVAMU
10 / January 13, 2026 at South Florida	Rebounds	10 / January 13, 2026 at South Florida
5 / January 16, 2026 at Florida Atlantic	Assists	5 / January 16, 2026 at Florida Atlantic
3, 2x / January 13, 2026 at South Florida	Steals	3, 2x / January 13, 2026 at South Florida
2 / January 11, 2025 vs Wichita State	Blocks	1, 2x / November 26, 2025 vs GCU
5, 4x / January 13, 2026 at South Florida	FG Made	5, 4x / January 13, 2026 at South Florida
18 / January 13, 2026 at South Florida	FG Attempted	18 / January 13, 2026 at South Florida
4 / December 13, 2025 at PVAMU	3PT Made	4 / December 13, 2025 at PVAMU
7, 3x / February 10, 2026 vs Temple	3PT Attempted	7, 3x / February 10, 2026 vs Temple
4 / January 20, 2026 vs East Carolina	FT Made	4 / January 20, 2026 vs East Carolina
6 / January 20, 2026 vs East Carolina	FT Attempted	6 / January 20, 2026 vs East Carolina
36 / November 6, 2025 at Texas Tech	Minutes	36 / November 6, 2025 at Texas Tech

#4 ALLEN, Damara

2025-26 STATISTICS

Opponent	Date	GS	MIN	Total		3-Pointers		Free throws		Rebounds				PF	A	TO	BLK	STL	PTS	AVG
				FG-FGA	PCT	3FG-3FGA	PCT	FT-FTA	PCT	OFF	DEF	TOT	AVG							
at Texas Tech	11/06/2025	*	36:15	4-11	.364	2-5	.400	2-4	.500	2	3	5	5.0	2	2	6	0	2	12	12.0
at Houston	11/08/2025	*	32:06	5-11	.455	1-4	.250	0-0	.000	1	3	4	4.5	1	0	3	1	2	11	11.5
Texas St.	11/13/2025	*	27:26	2-4	.500	2-3	.667	0-0	.000	0	3	3	4.0	0	4	1	0	0	6	9.7
at UIW	11/19/2025	*	28:20	2-5	.400	1-4	.250	3-5	.600	0	3	3	3.8	4	3	0	1	0	8	9.3
vs Auburn	11/24/2025	*	23:02	1-6	.167	1-3	.333	3-4	.750	0	3	3	3.6	0	2	4	0	1	6	8.6
vs Grand Canyon	11/26/2025	*	30:11	4-9	.444	2-3	.667	2-2	1.000	2	4	6	4.0	0	2	4	1	1	12	9.2
UNLV	12/03/2025	*	22:08	3-7	.429	1-3	.333	0-0	.000	1	3	4	4.0	1	0	3	0	0	7	8.9
at Baylor	12/07/2025	*	29:45	4-10	.400	1-4	.250	0-0	.000	1	4	5	4.1	3	0	2	0	2	9	8.9
Prairie View	12/13/2025	*	26:47	5-9	.556	4-5	.800	0-0	.000	2	2	4	4.1	2	4	1	0	0	14	9.4
Tex. A&M-Kingsville	12/15/2025	*	27:15	4-12	.333	2-6	.333	0-0	.000	2	1	3	4.0	1	3	2	0	3	10	9.5
at Columbia	12/20/2025	*	31:26	4-13	.308	2-7	.286	2-2	1.000	1	3	4	4.0	2	0	3	0	0	12	9.7
Tulane	12/30/2025	*	15:55	3-6	.500	1-3	.333	2-2	1.000	2	4	6	4.2	1	0	2	0	1	9	9.7
at Temple	01/03/2026	*	31:54	5-11	.455	1-4	.250	1-2	.500	1	3	4	4.2	3	4	2	0	1	12	9.8
Charlotte	01/10/2026	*	33:52	2-10	.200	1-3	.333	2-2	1.000	3	2	5	4.2	3	3	2	0	1	7	9.6
at South Fla.	01/13/2026	*	29:43	5-18	.278	3-7	.429	0-0	.000	4	6	10	4.6	2	2	5	0	3	13	9.9
at Fla. Atlantic	01/16/2026	*	23:46	3-4	.750	2-3	.667	0-0	.000	1	2	3	4.5	0	5	4	0	0	8	9.8
East Carolina	01/20/2026	*	34:58	3-9	.333	2-4	.500	4-6	.667	0	3	3	4.4	3	3	3	0	1	12	9.9
at Memphis	01/23/2026	*	22:14	1-6	.167	0-3	.000	0-0	.000	1	2	3	4.3	3	1	3	0	0	2	9.4
North Texas	01/28/2026	*	29:19	2-6	.333	0-1	.000	2-4	.500	1	2	3	4.3	0	5	1	0	0	6	9.3
Rice	01/31/2026	*	34:49	4-14	.286	1-4	.250	2-2	1.000	4	2	6	4.4	1	3	2	0	1	11	9.4
at UAB	02/03/2026	*	28:53	4-11	.364	1-4	.250	0-0	.000	4	0	4	4.3	2	1	3	0	0	9	9.3
at Tulsa	02/07/2026	*	29:24	4-10	.400	1-5	.200	0-0	.000	2	5	7	4.5	0	2	0	0	0	9	9.3
Temple	02/10/2026	*	29:49	1-8	.125	1-7	.143	0-0	.000	1	1	2	4.3	1	2	1	0	1	3	9.0
Totals		23	659:16	75-210	.357	33-95	.347	25-35	.714	36	64	100	4.3	35	51	57	3	20	208	9.0

Player Averages

Games Played	Minutes/game	Points/game	FG Pct	3FG Pct	FT Pct	Rebounds/game	Assists/game	Turnovers/game	Assist/Turnover ratio	Steals/game	Blocks/game
23	28.7	9.0	35.7	34.7	71.4	4.3	2.2	2.5	0.9	0.9	0.1

PLAYER GAME-BY-GAME STATISTICS

5

MIA HAMMONDS



Sophomore • Guard • 6-3 • Cibolo, Texas • Steele HS

Hammonds' Career and 2025-26 Game Highs

Career / Last	Category	2025-26 / Last
17, 2x / January 10, 2026 vs Charlotte	Points	17, 2x / January 10, 2026 vs Charlotte
9 / November 8, 2025 at Houston	Rebounds	9 / November 8, 2025 at Houston
4 / December 15, 2025 vs Texas A&M-Kingsville	Assists	4 / December 15, 2025 vs Texas A&M-Kingsville
3, 3x / January 13, 2026 at South Florida	Steals	3, 3x / January 13, 2026 at South Florida
4 / December 13, 2025 at PVAMU	Blocks	4 / December 13, 2025 at PVAMU
8 / December 13, 2025 at PVAMU	FG Made	8 / December 13, 2025 at PVAMU
12 / December 13, 2025 at PVAMU	FG Attempted	12 / December 13, 2025 at PVAMU
3 / December 15, 2025 vs Texas A&M-Kingsville	3PT Made	3 / December 15, 2025 vs Texas A&M-Kingsville
4, 2x / December 15, 2025 vs Texas A&M-Kingsville	3PT Attempted	4, 2x / December 15, 2025 vs Texas A&M-Kingsville
6 / January 20, 2026 vs East Carolina	FT Made	6 / January 20, 2026 vs East Carolina
8 / January 20, 2026 vs East Carolina	FT Attempted	8 / January 20, 2026 vs East Carolina
36 / November 8, 2025 at Houston	Minutes	36 / November 8, 2025 at Houston

#5 HAMMONDS, Mia

2025-26 STATISTICS

Opponent	Date	GS	MIN	Total		3-Pointers		Free throws		Rebounds				PF	A	TO	BLK	STL	PTS	AVG	
				FG-FGA	PCT	3FG-3FGA	PCT	FT-FTA	PCT	OFF	DEF	TOT	AVG								
at Texas Tech	11/06/2025	*	34:17	1-10	.100	0-4	.000	4-4	1.000	2	5	7	7.0	4	1	6	1	0	6	6.0	
at Houston	11/08/2025	*	36:25	3-11	.273	0-3	.000	1-2	.500	1	8	9	8.0	1	1	7	0	3	7	6.5	
Texas St.	11/13/2025	*	31:16	7-11	.636	1-2	.500	1-2	.500	0	5	5	7.0	2	0	5	3	1	16	9.7	
at UIW	11/19/2025	*	21:54	2-8	.250	1-2	.500	3-4	.750	1	4	5	6.5	4	3	4	0	0	8	9.3	
vs Auburn	11/24/2025	*	16:17	0-2	.000	0-1	.000	0-0	.000	0	3	3	5.8	1	1	4	0	2	0	7.4	
vs Grand Canyon	11/26/2025		18:39	0-0	.000	0-0	.000	0-0	.000	0	3	3	5.3	3	0	3	0	1	0	6.2	
UNLV	12/03/2025		28:02	2-7	.286	1-3	.333	0-0	.000	1	4	5	5.3	1	1	0	1	0	5	6.0	
at Baylor	12/07/2025		21:10	1-5	.200	0-1	.000	0-2	.000	1	2	3	5.0	2	1	5	0	0	2	5.5	
Prairie View	12/13/2025		21:27	8-12	.667	1-3	.333	0-0	.000	1	5	6	5.1	1	2	2	4	1	17	6.8	
Tex. A&M-Kingsville	12/15/2025		27:38	4-8	.500	3-4	.750	1-2	.500	2	4	6	5.2	2	4	2	0	3	12	7.3	
at Columbia	12/20/2025		26:20	2-6	.333	0-2	.000	1-2	.500	0	2	2	4.9	4	3	7	0	1	5	7.1	
Tulane	12/30/2025		26:47	2-8	.250	0-2	.000	1-2	.500	2	6	8	5.2	4	2	2	2	2	5	6.9	
at Temple	01/03/2026		26:35	3-8	.375	0-2	.000	4-6	.667	0	4	4	5.1	1	1	1	0	3	10	7.2	
Charlotte	01/10/2026		29:37	6-10	.600	0-1	.000	5-5	1.000	3	3	6	5.1	0	1	1	0	1	17	7.9	
at South Fla.	01/13/2026		19:09	2-6	.333	0-2	.000	0-0	.000	3	2	5	5.1	3	0	2	2	3	4	7.6	
at Fla. Atlantic	01/16/2026		26:59	2-5	.400	0-0	.000	3-4	.750	1	6	7	5.3	1	1	2	2	1	7	7.6	
East Carolina	01/20/2026	*	26:59	3-8	.375	0-0	.000	6-8	.750	3	3	6	5.3	4	0	3	1	1	12	7.8	
at Memphis	01/23/2026		29:06	1-2	.500	0-0	.000	0-0	.000	0	2	2	5.1	3	1	2	1	0	2	7.5	
North Texas	01/28/2026	*	28:16	2-5	.400	0-0	.000	1-4	.250	2	5	7	5.2	3	3	1	1	1	5	7.4	
Rice	01/31/2026		22:55	1-3	.333	0-0	.000	4-4	1.000	2	5	7	5.3	3	0	2	0	1	6	7.3	
at UAB	02/03/2026	*	26:51	0-8	.000	0-3	.000	0-0	.000	2	4	6	5.3	1	2	1	3	2	0	7.0	
at Tulsa	02/07/2026	*	20:23	1-3	.333	0-0	.000	1-2	.500	0	5	5	5.3	4	1	1	1	0	3	6.8	
Temple	02/10/2026	*	25:33	5-7	.714	0-1	.000	0-1	.000	3	3	6	5.3	4	1	3	0	0	10	6.9	
Totals			10	592:35	58-153	.379	7-36	.194	36-54	.667	30	93	123	5.3	56	30	66	22	27	159	6.9

Player Averages

Games Played	Minutes/game	Points/game	FG Pct	3FG Pct	FT Pct	Rebounds/game	Assists/game	Turnovers/game	Assist/Turnover ratio	Steals/game	Blocks/game
23	25.8	6.9	37.9	19.4	66.7	5.3	1.3	2.9	0.5	1.2	1.0

PLAYER GAME-BY-GAME STATISTICS



7

NYAYONGAH GONY

Redshirt Senior • Forward • 6-4 • Lincoln, Neb. • Lincoln HS • Miami (Fl) • Miss State

Gony's Career and 2025-26 Game Highs (* at Previous Schools)

Career / Last	Category	2025-26 / Last
13 / January 17, 2021 at Syracuse*	Points	N/A
10 / November 29, 2023 vs Miami (FL)*	Rebounds	N/A
3 / November 29, 2022 vs ULM*	Assists	N/A
3 / November 7, 2024 at Texas A&M	Steals	N/A
3 / November 29, 2023 vs Miami (FL)*	Blocks	N/A
4 / January 17, 2021 at Syracuse*	FG Made	N/A
9 / November 29, 2023 vs Miami (FL)*	FG Attempted	N/A
3 / February 14, 2021 at Florida State*	3PT Made	N/A
8 / February 14, 2021 at Florida State*	3PT Attempted	N/A
4, 2x / November 9, 2024 vs UTRGV	FT Made	N/A
4, 2x / November 9, 2024 vs UTRGV	FT Attempted	N/A
38 / November 29, 2023 vs Miami (FL)*	Minutes	N/A

#7 GONY, Nyayongah

2024-25 STATISTICS (HAS YET TO APPEAR IN 2025-26)

Opponent	Date	GS	MIN	Total		3-Pointers		Free throws		Rebounds				PF	A	TO	BLK	STL	PTS	AVG
				FG-FGA	PCT	3FG-3FGA	PCT	FT-FTA	PCT	OFF	DEF	TOT	AVG							
at Texas A&M	11/07/2024		16:54	0-4	.000	0-1	.000	0-0	.000	1	2	3	3.0	1	0	2	1	3	0	0.0
UTRGV	11/09/2024		12:24	1-2	.500	0-0	.000	4-4	1.000	1	2	3	3.0	1	0	2	2	0	6	3.0
at New Mexico St.	11/14/2024		11:19	1-2	.500	1-1	1.000	0-0	.000	1	2	3	3.0	2	1	2	1	0	3	3.0
at UTEP	11/16/2024		25:43	2-3	.667	0-0	.000	3-4	.750	3	3	6	3.8	1	0	1	0	0	7	4.0
A&M-Corpus Christi	11/20/2024		11:39	1-2	.500	0-1	.000	0-0	.000	3	0	3	3.6	3	0	2	0	0	2	3.6
vs UNC Greensboro	11/28/2024		09:20	1-2	.500	0-0	.000	0-0	.000	0	0	0	3.0	2	0	0	0	1	2	3.3
vs Towson	11/29/2024		05:38	0-1	.000	0-0	.000	0-0	.000	0	1	1	2.7	0	0	1	0	0	0	2.9
at Stanford	12/16/2024		01:45	0-0	.000	0-0	.000	0-0	.000	0	0	0	2.4	0	0	1	0	0	0	2.5
UT Arlington	12/19/2024		10:13	1-2	.500	0-0	.000	0-0	.000	2	2	4	2.6	3	0	1	0	0	2	2.4
at Texas St.	12/21/2024		10:09	1-2	.500	0-1	.000	0-1	.000	0	0	0	2.3	1	0	0	1	0	2	2.4
at Charlotte	12/29/2024		11:03	0-2	.000	0-1	.000	0-0	.000	0	2	2	2.3	1	0	2	0	0	0	2.2
at Tulsa	01/04/2025		01:42	0-1	.000	0-1	.000	0-0	.000	0	0	0	2.1	0	0	0	0	0	0	2.0
Totals		0	127:49	8-23	.348	1-6	.167	7-9	.778	11	14	25	2.1	15	1	14	5	4	24	2.0

Player Averages

Games Played	Minutes/game	Points/game	FG Pct	3FG Pct	FT Pct	Rebounds/game	Assists/game	Turnovers/game	Assist/Turnover ratio	Steals/game	Blocks/game
12	10.7	2.0	34.8	16.7	77.8	2.1	0.1	1.2	0.1	0.3	0.4

PLAYER GAME-BY-GAME STATISTICS

10

SANAA BEAN

Freshman • Forward • 6-3 • New Orleans, La. • Edna Karr HS



Bean's Career and 2025-26 Game Highs

Career / Last	Category	2025-26 / Last
5 / January 23, 2026 at Memphis	Points	5 / January 23, 2026 at Memphis
5 / February 10, 2026 vs Temple	Rebounds	5 / February 10, 2026 vs Temple
2 / February 10, 2026 vs Temple	Assists	2 / February 10, 2026 vs Temple
2 / January 23, 2026 at Memphis	Steals	2 / January 23, 2026 at Memphis
3 / January 28, 2026 vs North Texas	Blocks	3 / January 28, 2026 vs North Texas
2, 3x / January 31, 2026 vs Rice	FG Made	2, 3x / January 31, 2026 vs Rice
5 / January 31, 2026 vs Rice	FG Attempted	5 / January 31, 2026 vs Rice
N/A	3PT Made	N/A
N/A	3PT Attempted	N/A
3, 2x / January 23, 2026 at Memphis	FT Made	3, 2x / January 23, 2026 at Memphis
4, 2x / January 23, 2026 at Memphis	FT Attempted	4, 2x / January 23, 2026 at Memphis
17 / January 20, 2026 vs East Carolina	Minutes	17 / January 20, 2026 vs East Carolina

#10 BEAN, Sanaa

2025-26 STATISTICS

Opponent	Date	GS	MIN	Total		3-Pointers		Free throws		Rebounds				PF	A	TO	BLK	STL	PTS	AVG
				FG-FGA	PCT	3FG-3FGA	PCT	FT-FTA	PCT	OFF	DEF	TOT	AVG							
at Texas Tech	11/06/2025		05:35	0-0	.000	0-0	.000	0-0	.000	0	0	0	0.0	3	0	0	0	0	0	0.0
at Houston	11/08/2025		05:55	0-0	.000	0-0	.000	0-0	.000	0	3	3	1.5	0	0	0	1	0	0	0.0
Texas St.	11/13/2025		05:46	0-1	.000	0-0	.000	1-2	.500	1	0	1	1.3	2	0	4	0	0	1	0.3
at UIW	11/19/2025		04:05	0-0	.000	0-0	.000	0-0	.000	0	0	0	1.0	1	0	0	0	0	0	0.3
vs Auburn	11/24/2025		11:54	0-1	.000	0-0	.000	2-2	1.000	0	1	1	1.0	1	0	1	0	0	2	0.6
vs Grand Canyon	11/26/2025		06:21	0-1	.000	0-0	.000	0-0	.000	1	0	1	1.0	1	0	1	1	0	0	0.5
UNLV	12/03/2025		11:20	1-2	.500	0-0	.000	0-0	.000	0	1	1	1.0	1	1	1	0	0	2	0.7
at Baylor	12/07/2025		05:29	0-0	.000	0-0	.000	0-0	.000	0	1	1	1.0	2	0	1	0	0	0	0.6
Prairie View	12/13/2025		10:09	0-1	.000	0-0	.000	3-4	.750	1	1	2	1.1	1	0	1	0	0	3	0.9
Tex. A&M-Kingsville	12/15/2025		13:24	1-3	.333	0-0	.000	0-0	.000	2	1	3	1.3	1	1	1	1	0	2	1.0
at Columbia	12/20/2025		08:23	0-0	.000	0-0	.000	0-0	.000	0	3	3	1.5	2	1	0	0	0	0	0.9
Tulane	12/30/2025		05:06	0-0	.000	0-0	.000	0-0	.000	0	0	0	1.3	1	0	0	1	0	0	0.8
at Temple	01/03/2026		12:12	1-1	1.000	0-0	.000	0-0	.000	0	1	1	1.3	1	0	0	1	0	2	0.9
Charlotte	01/10/2026		02:08	0-1	.000	0-0	.000	0-0	.000	0	0	0	1.2	3	0	2	0	1	0	0.9
at South Fla.	01/13/2026		04:39	0-0	.000	0-0	.000	0-0	.000	0	0	0	1.1	2	0	0	0	0	0	0.8
at Fla. Atlantic	01/16/2026		14:54	2-3	.667	0-0	.000	0-0	.000	1	2	3	1.3	4	0	1	1	1	4	1.0
East Carolina	01/20/2026		17:45	2-2	1.000	0-0	.000	0-0	.000	0	2	2	1.3	2	0	0	0	0	4	1.2
at Memphis	01/23/2026		14:00	1-2	.500	0-0	.000	3-4	.750	1	0	1	1.3	1	0	2	2	2	5	1.4
North Texas	01/28/2026		09:01	0-0	.000	0-0	.000	2-2	1.000	1	1	2	1.3	4	1	2	3	0	2	1.4
Rice	01/31/2026		16:10	2-5	.400	0-0	.000	0-0	.000	0	0	0	1.3	3	1	0	1	0	4	1.6
at UAB	02/03/2026		04:56	1-1	1.000	0-0	.000	0-0	.000	1	1	2	1.3	2	0	1	0	1	2	1.6
at Tulsa	02/07/2026		10:00	0-1	.000	0-0	.000	0-0	.000	1	3	4	1.4	2	0	2	0	0	0	1.5
Temple	02/10/2026		14:06	0-1	.000	0-0	.000	0-0	.000	2	3	5	1.6	1	2	1	1	0	0	1.4
Totals		0	213:20	11-26	.423	0-0	.000	11-14	.786	12	24	36	1.6	41	7	21	13	5	33	1.4

Player Averages

Games Played	Minutes/game	Points/game	FG Pct	3FG Pct	FT Pct	Rebounds/game	Assists/game	Turnovers/game	Assist/Turnover ratio	Steals/game	Blocks/game
23	9.3	1.4	42.3	0.0	78.6	1.6	0.3	0.9	0.3	0.2	0.6

PLAYER GAME-BY-GAME STATISTICS

11

JAYDA HOLIMAN



Junior • Point Guard • 5-6 • McAlester, Okla. • McAlester HS • UTRGV

Holiman's Career and 2025-26 Game Highs (* at UTRGV)

Career / Last	Category	2025-26 / Last
17, 2x / Feb 24, 2024 / vs Seattle U*	Points	14 / November 24, 2025 vs Auburn
8, 3x / November 26, 2025 vs GCU	Rebounds	8 / November 26, 2025 vs GCU
4, 2x / December 15, 2025 vs Texas A&M-Kingsville	Assists	4, 2x / December 15, 2025 vs Texas A&M-Kingsville
4 / December 15, 2025 vs Texas A&M-Kingsville	Steals	4 / December 15, 2025 vs Texas A&M-Kingsville
2, 2x / December 13, 2025 at PVAMU	Blocks	2 / December 13, 2025 at PVAMU
7 / Jan 25, 2024 / at California Baptist*	FG Made	4, 3x / December 20, 2025 at Columbia
17 / Jan 25, 2024 / at California Baptist*	FG Attempted	12 / November 26, 2025 vs GCU
5, 2x / Mar 7, 2024 / at Utah Tech*	3PT Made	4 / November 26, 2025 vs GCU
12 / Feb 22, 2024 / vs Utah Valley*	3PT Attempted	8, 2x / December 13, 2025 at PVAMU
6 / Jan 18, 2024 / vs UT Arlington*	FT Made	5 / November 24, 2025 vs Auburn
6, 2x / November 24, 2025 vs Auburn	FT Attempted	6 / November 24, 2025 vs Auburn
40 / Feb 24, 2024 / vs Seattle U*	Minutes	30 / November 26, 2025 vs GCU

#11 HOLIMAN, Jayda

2025-26 STATISTICS

Opponent	Date	GS	MIN	Total		3-Pointers		Free throws		Rebounds				PF	A	TO	BLK	STL	PTS	AVG
				FG-FGA	PCT	3FG-3FGA	PCT	FT-FTA	PCT	OFF	DEF	TOT	AVG							
at Texas Tech	11/06/2025		18:38	1-3	.333	1-2	.500	0-0	.000	0	2	2	2.0	1	1	1	0	1	3	3.0
at Houston	11/08/2025		14:24	1-3	.333	1-3	.333	0-0	.000	0	0	0	1.0	1	2	1	0	0	3	3.0
Texas St.	11/13/2025		18:11	1-3	.333	1-3	.333	0-0	.000	0	0	0	0.7	2	0	0	1	1	3	3.0
at UIW	11/19/2025		22:03	1-4	.250	0-2	.000	0-0	.000	0	4	4	1.5	1	0	1	0	1	2	2.8
vs Auburn	11/24/2025		25:53	4-9	.444	1-4	.250	5-6	.833	2	1	3	1.8	4	0	6	0	2	14	5.0
vs Grand Canyon	11/26/2025	*	30:51	4-12	.333	4-8	.500	0-0	.000	3	5	8	2.8	2	2	2	0	1	12	6.2
UNLV	12/03/2025	*	14:52	0-5	.000	0-3	.000	0-0	.000	0	0	0	2.4	0	1	0	0	0	0	5.3
at Baylor	12/07/2025		19:26	2-4	.500	1-2	.500	0-0	.000	2	2	4	2.6	0	0	2	0	0	5	5.3
Prairie View	12/13/2025	*	24:20	3-9	.333	3-8	.375	2-2	1.000	2	4	6	3.0	0	4	0	2	1	11	5.9
Tex. A&M-Kingsville	12/15/2025	*	28:26	4-11	.364	1-6	.167	0-0	.000	0	0	0	2.7	1	4	0	1	4	9	6.2
at Columbia	12/20/2025	*	16:52	4-6	.667	2-3	.667	0-0	.000	2	0	2	2.6	4	1	3	1	1	10	6.5
Tulane	12/30/2025		25:53	3-10	.300	2-6	.333	2-2	1.000	3	0	3	2.7	2	0	2	0	0	10	6.8
at Temple	01/03/2026		20:24	0-3	.000	0-1	.000	0-2	.000	0	1	1	2.5	0	1	0	0	0	0	6.3
Charlotte	01/10/2026		20:53	2-5	.400	1-3	.333	0-0	.000	1	4	5	2.7	1	1	0	1	1	5	6.2
at South Fla.	01/13/2026		11:04	1-2	.500	1-2	.500	0-0	.000	0	0	0	2.5	1	0	0	0	2	3	6.0
at Fla. Atlantic	01/16/2026		19:18	2-6	.333	1-3	.333	0-0	.000	0	3	3	2.6	3	2	1	0	1	5	5.9
East Carolina	01/20/2026		19:49	3-5	.600	3-4	.750	0-0	.000	0	1	1	2.5	4	0	2	0	1	9	6.1
at Memphis	01/23/2026		09:40	0-1	.000	0-1	.000	0-0	.000	0	0	0	2.3	0	0	1	0	0	0	5.8
North Texas	01/28/2026		21:24	1-5	.200	0-2	.000	0-0	.000	1	2	3	2.4	1	0	1	0	1	2	5.6
Rice	01/31/2026	*	17:04	0-5	.000	0-4	.000	0-0	.000	1	5	6	2.6	0	1	0	1	1	0	5.3
at UAB	02/03/2026		19:34	3-6	.500	2-5	.400	0-0	.000	0	2	2	2.5	1	1	1	0	0	8	5.4
at Tulsa	02/07/2026		20:21	2-5	.400	2-3	.667	0-0	.000	2	1	3	2.5	2	0	1	0	1	6	5.5
Temple	02/10/2026		06:24	0-2	.000	0-2	.000	0-0	.000	1	0	1	2.5	0	0	1	0	0	0	5.2
Totals		6	445:43	42-124	.339	27-80	.338	9-12	.750	20	37	57	2.5	31	21	26	7	20	120	5.2

Player Averages

Games Played	Minutes/game	Points/game	FG Pct	3FG Pct	FT Pct	Rebounds/game	Assists/game	Turnovers/game	Assist/Turnover ratio	Steals/game	Blocks/game
23	19.4	5.2	33.9	33.8	75.0	2.5	0.9	1.1	0.8	0.9	0.3

PLAYER GAME-BY-GAME STATISTICS

13

TAYLOR ROSS



Sophomore • Forward • 6-1 • San Antonio, Texas • Brennan HS

Ross' Career and 2025-26 Game Highs

Career / Last	Category	2025-26 / Last
7 / November 29, 2024 vs Towson	Points	N/A
7 / February 12, 2025 vs East Carolina	Rebounds	N/A
1, 3x / February 26, 2025 at Tulane	Assists	N/A
1, 3x / December 21, 2024 at Texas State	Steals	N/A
3, 2x / February 12, 2025 vs East Carolina	Blocks	N/A
3 / January 8, 2024 vs Rice	FG Made	N/A
6 / January 8, 2024 vs Rice	FG Attempted	N/A
1, 3x / December 19, 2024 vs UT Arlington	3PT Made	N/A
2, 2x / January 8, 2024 vs Rice	3PT Attempted	N/A
3 / December 19, 2024 vs UT Arlington	FT Made	N/A
4 / December 19, 2024 vs UT Arlington	FT Attempted	N/A
18 / February 12, 2025 vs East Carolina	Minutes	N/A

#13 ROSS, Taylor

2024-25 STATISTICS (OUT FOR 2025-26 SEASON)

Opponent	Date	GS	MIN	Total		3-Pointers		Free throws		Rebounds				PF	A	TO	BLK	STL	PTS	AVG
				FG-FGA	PCT	3FG-3FGA	PCT	FT-FTA	PCT	OFF	DEF	TOT	AVG							
at Texas A&M	11/07/2024		02:26	0-0	.000	0-0	.000	0-0	.000	0	0	0	0.0	1	0	1	0	0	0	0.0
A&M-Corpus Christi	11/20/2024		05:52	0-2	.000	0-0	.000	0-0	.000	2	2	4	2.0	1	0	1	0	0	0	0.0
vs UNC Greensboro	11/28/2024		05:37	1-1	1.000	0-0	.000	0-0	.000	1	1	2	2.0	2	0	1	0	0	2	0.7
vs Towson	11/29/2024		10:54	2-3	.667	1-2	.500	2-3	.667	2	1	3	2.3	1	0	1	0	1	7	2.3
Sam Houston	12/07/2024		06:59	2-2	1.000	0-0	.000	1-1	1.000	2	4	6	3.0	0	0	0	3	0	5	2.8
at Stanford	12/16/2024		04:41	1-1	1.000	1-1	1.000	0-0	.000	0	3	3	3.0	0	0	0	0	0	3	2.8
UT Arlington	12/19/2024		13:48	1-4	.250	1-1	1.000	3-4	.750	2	2	4	3.1	2	0	0	1	1	6	3.3
at Texas St.	12/21/2024		06:08	0-2	.000	0-0	.000	0-0	.000	0	1	1	2.9	4	0	3	1	1	0	2.9
at Charlotte	12/29/2024		03:04	0-0	.000	0-0	.000	0-0	.000	0	1	1	2.7	1	0	0	2	0	0	2.6
Rice	01/08/2025		06:21	3-6	.500	0-2	.000	0-0	.000	3	1	4	2.8	1	0	0	0	0	6	2.9
Wichita St.	01/11/2025		12:08	1-2	.500	0-0	.000	0-0	.000	1	1	2	2.7	0	1	0	0	0	2	2.8
at UAB	01/18/2025		02:24	1-1	1.000	1-1	1.000	0-0	.000	0	0	0	2.5	1	0	0	0	0	3	2.8
Tulsa	01/22/2025		00:36	0-0	.000	0-0	.000	0-0	.000	0	0	0	2.3	0	0	1	0	0	0	2.6
at South Fla.	01/29/2025		07:22	0-1	.000	0-0	.000	2-2	1.000	1	1	2	2.3	2	0	1	0	0	2	2.6
Temple	02/01/2025		03:35	0-0	.000	0-0	.000	0-0	.000	0	0	0	2.1	0	0	1	0	0	0	2.4
at Wichita St.	02/08/2025		02:30	1-1	1.000	0-0	.000	0-0	.000	0	0	0	2.0	1	0	2	0	0	2	2.4
East Carolina	02/12/2025		18:16	1-3	.333	0-1	.000	1-2	.500	3	4	7	2.3	2	1	2	3	0	3	2.4
Memphis	02/15/2025		10:56	1-3	.333	0-0	.000	1-2	.500	0	4	4	2.4	2	0	0	2	0	3	2.4
at Rice	02/22/2025		04:06	1-1	1.000	0-0	.000	0-0	.000	1	1	2	2.4	1	0	0	0	0	2	2.4
at Tulane	02/25/2025		03:49	0-0	.000	0-0	.000	0-0	.000	0	0	0	2.3	1	1	2	0	0	0	2.3
Fla. Atlantic	03/01/2025		04:41	1-1	1.000	0-0	.000	0-0	.000	1	1	2	2.2	1	0	0	0	0	2	2.3
at East Carolina	03/04/2025		06:57	0-2	.000	0-1	.000	0-0	.000	1	0	1	2.2	1	0	1	0	0	0	2.2
at Gonzaga	03/20/2025		04:34	1-1	1.000	0-0	.000	0-0	.000	0	1	1	2.1	0	0	0	0	0	2	2.2
Totals		0	147:44	18-37	.486	4-9	.444	10-14	.714	20	29	49	2.1	25	3	17	12	3	50	2.2

Player Averages

Games Played	Minutes/game	Points/game	FG Pct	3FG Pct	FT Pct	Rebounds/game	Assists/game	Turnovers/game	Assist/Turnover ratio	Steals/game	Blocks/game
23	6.4	2.2	48.6	44.4	71.4	2.1	0.1	0.7	0.2	0.1	0.5

PLAYER GAME-BY-GAME STATISTICS

14

MARIE HAN



Sophomore • Guard • 5-3 • Austin, Texas • Vista Ridge HS • Fort Scott CC

Han's Career and 2025-26 Game Highs (* at Fort Scott CC)

Career / Last	Category	2025-26 / Last
16 / November 7, 2024 vs Haskell Indian Nations University*	Points	N/A
4 / January 18, 2025 vs KCKCC*	Rebounds	N/A
5 / January 15, 2025 vs Labette*	Assists	N/A
3 / February 15, 2025 vs Hesston College*	Steals	N/A
N/A	Blocks	N/A
6 / November 7, 2024 vs Haskell Indian Nations University*	FG Made	N/A
12 / November 7, 2024 vs Haskell Indian Nations University*	FG Attempted	2 / December 3, 2025 vs UNLV
4 / November 7, 2024 vs Haskell Indian Nations University*	3PT Made	N/A
8 / November 12, 2024 vs Shorter College*	3PT Attempted	2 / December 3, 2025 vs UNLV
2 / November 19, 2024 vs Shorter College*	FT Made	N/A
4 / March 3, 2025 vs Neosho County*	FT Attempted	N/A
32 / March 3, 2025 vs Neosho County*	Minutes	3 / December 3, 2025 vs UNLV

#14 HAN, Marie

2025-26 STATISTICS

Opponent	Date	GS	MIN	Total		3-Pointers		Free throws		Rebounds				PF	A	TO	BLK	STL	PTS	AVG
				FG-FGA	PCT	3FG-3FGA	PCT	FT-FTA	PCT	OFF	DEF	TOT	AVG							
UNLV	12/03/2025		03:34	0-2	.000	0-2	.000	0-0	.000	0	0	0	0.0	0	0	0	0	0	0	0.0
Prairie View	12/13/2025		01:40	0-1	.000	0-1	.000	0-0	.000	0	0	0	0.0	0	0	0	0	0	0	0.0
at Fla. Atlantic	01/16/2026		02:47	0-0	.000	0-0	.000	0-0	.000	0	0	0	0.0	1	0	0	0	0	0	0.0
Totals		0	08:01	0-3	.000	0-3	.000	0-0	.000	0	0	0	0.0	1	0	0	0	0	0	0.0

Player Averages

Games Played	Minutes/ game	Points/ game	FG Pct	3FG Pct	FT Pct	Rebounds/ game	Assists/ game	Turnovers/ game	Assist/Turnover ratio	Steals/ game	Blocks/ game
3	2.7	0.0	0.0	0.0	0.0	0.0	0.0	0.0	0.0	0.0	0.0

PLAYER GAME-BY-GAME STATISTICS

16

ADRIANA ROBLES



Freshman • Point Guard • 5-5 • Arecibo, Puerto Rico • Fossil Ridge HS

Robles' Career and 2025-26 Game Highs

Career / Last	Category	2025-26 / Last
11, 2x / December 30, 2025 vs Tulane	Points	11, 2x / December 30, 2025 vs Tulane
4, 4x / February, 7, 2026 at Tulsa	Rebounds	4, 4x / February, 7, 2026 at Tulsa
5 / December 13, 2025 at PVAMU	Assists	5 / December 13, 2025 at PVAMU
5 / January 31, 2026 vs Rice	Steals	5 / January 31, 2026 vs Rice
1 / January 28, 2026 vs North Texas	Blocks	1 / January 28, 2026 vs North Texas
4, 5x / January 31, 2026 vs Rice	FG Made	4, 5x / January 31, 2026 vs Rice
12 / November 6, 2025 at Texas Tech	FG Attempted	12 / November 6, 2025 at Texas Tech
3 / December 30, 2025 vs Tulane	3PT Made	3 / December 30, 2025 vs Tulane
7 / November 6, 2025 at Texas Tech	3PT Attempted	7 / November 6, 2025 at Texas Tech
6 / November 6, 2025 at Texas Tech	FT Made	6 / November 6, 2025 at Texas Tech
10 / November 6, 2025 at Texas Tech	FT Attempted	10 / November 6, 2025 at Texas Tech
33 / November 6, 2025 at Texas Tech	Minutes	33 / November 6, 2025 at Texas Tech

#16 ROBLES, Adriana

2025-26 STATISTICS

Opponent	Date	GS	MIN	Total		3-Pointers		Free throws		Rebounds				PF	A	TO	BLK	STL	PTS	AVG	
				FG-FGA	PCT	3FG-3FGA	PCT	FT-FTA	PCT	OFF	DEF	TOT	AVG								
at Texas Tech	11/06/2025	*	32:54	2-12	.167	0-7	.000	6-10	.600	0	3	3	3.0	3	1	6	0	0	10	10.0	
at Houston	11/08/2025	*	21:09	0-6	.000	0-3	.000	0-2	.000	2	0	2	2.5	4	4	2	0	0	0	5.0	
Texas St.	11/13/2025		19:00	0-3	.000	0-0	.000	3-3	1.000	0	2	2	2.3	2	2	0	0	2	3	4.3	
at UIW	11/19/2025		21:12	4-5	.800	1-2	.500	2-2	1.000	0	4	4	2.8	1	0	0	0	0	11	6.0	
vs Auburn	11/24/2025		24:03	1-3	.333	0-1	.000	1-4	.250	0	2	2	2.6	1	3	2	0	0	3	5.4	
vs Grand Canyon	11/26/2025		12:45	0-1	.000	0-0	.000	1-2	.500	0	1	1	2.3	3	1	0	0	0	1	4.7	
UNLV	12/03/2025		14:06	1-6	.167	0-3	.000	0-0	.000	1	0	1	2.1	1	1	1	0	2	2	4.3	
at Baylor	12/07/2025	*	26:03	4-10	.400	1-2	.500	0-0	.000	1	2	3	2.3	1	3	1	0	1	9	4.9	
Prairie View	12/13/2025		21:54	4-7	.571	0-2	.000	0-0	.000	1	2	3	2.3	3	5	0	0	0	8	5.2	
Tex. A&M-Kingsville	12/15/2025		23:51	2-5	.400	2-3	.667	1-2	.500	0	3	3	2.4	2	3	1	0	1	7	5.4	
at Columbia	12/20/2025		14:46	2-4	.500	0-2	.000	0-1	.000	0	1	1	2.3	3	1	2	0	1	4	5.3	
Tulane	12/30/2025	*	23:24	4-9	.444	3-5	.600	0-0	.000	0	0	0	2.1	3	4	5	0	1	11	5.8	
at Temple	01/03/2026	*	15:26	1-3	.333	0-1	.000	0-1	.000	0	1	1	2.0	4	1	1	0	1	2	5.5	
Charlotte	01/10/2026	*	12:51	1-4	.250	0-1	.000	0-0	.000	1	0	1	1.9	1	1	1	0	2	2	5.2	
at South Fla.	01/13/2026	*	27:49	3-6	.500	0-0	.000	2-2	1.000	0	4	4	2.1	1	2	4	0	2	8	5.4	
at Fla. Atlantic	01/16/2026	*	26:59	3-4	.750	2-3	.667	2-2	1.000	0	3	3	2.1	1	4	1	0	2	10	5.7	
East Carolina	01/20/2026	*	21:34	1-1	1.000	0-0	.000	0-0	.000	0	0	0	2.0	2	1	6	0	1	2	5.5	
at Memphis	01/23/2026	*	26:48	2-6	.333	1-3	.333	0-2	.000	1	2	3	2.1	0	0	3	0	2	5	5.4	
North Texas	01/28/2026		19:46	1-3	.333	0-1	.000	3-6	.500	0	2	2	2.1	4	0	3	1	1	5	5.4	
Rice	01/31/2026		25:17	4-7	.571	1-1	1.000	0-0	.000	1	2	3	2.1	3	2	1	0	5	9	5.6	
at UAB	02/03/2026		21:55	2-8	.250	0-5	.000	0-0	.000	1	3	4	2.2	5	2	2	0	2	4	5.5	
at Tulsa	02/07/2026		29:35	3-6	.500	1-1	1.000	0-0	.000	1	3	4	2.3	1	3	1	0	2	7	5.6	
Temple	02/10/2026		25:09	2-6	.333	0-1	.000	0-0	.000	0	2	2	2.3	3	3	2	0	1	4	5.5	
Totals			10	508:17	47-125	.376	12-47	.255	21-39	.538	10	42	52	2.3	52	47	45	1	29	127	5.5

Player Averages

Games Played	Minutes/game	Points/game	FG Pct	3FG Pct	FT Pct	Rebounds/game	Assists/game	Turnovers/game	Assist/Turnover ratio	Steals/game	Blocks/game
23	22.1	5.5	37.6	25.5	53.8	2.3	2.0	2.0	1.0	1.3	0.0

PLAYER GAME-BY-GAME STATISTICS

20

MAYA LINTON



Senior • Forward • 6-0 • Duncanville, Texas • Duncanville HS

Linton's Career and 2025-26 Game Highs

Career / Last	Category	2025-26 / Last
15 / November 18, 2023 at UT Arlington.....	Points	N/A
10, 2x / March 1 vs Florida Atlantic.....	Rebounds	N/A
3, 3x / March 20, 2025 at Gonzaga.....	Assists	N/A
5 / February 4, 2025 vs. North Texas.....	Steals	N/A
2, 2x / February 12, 2025 vs East Carolina.....	Blocks.....	N/A
6 / November 18, 2023 at UT Arlington.....	FG Made.....	N/A
11 / November 18, 2023 at UT Arlington.....	FG Attempted.....	N/A
3 / March 1 vs Florida Atlantic.....	3PT Made.....	N/A
6 / March 1 vs Florida Atlantic.....	3PT Attempted.....	N/A
5 / November 28, 2024 vs UNC Greensboro.....	FT Made.....	N/A
8 / November 24, 2023 at Sam Houston.....	FT Attempted.....	N/A
35 / January 8, 2024 vs Rice.....	Minutes.....	N/A

#20 LINTON, Maya

2024-25 STATISTICS (HAS YET TO APPEAR IN 2025-26)

Opponent	Date	GS	MIN	Total		3-Pointers		Free throws		Rebounds				PF	A	TO	BLK	STL	PTS	AVG
				FG-FGA	PCT	3FG-3FGA	PCT	FT-FTA	PCT	OFF	DEF	TOT	AVG							
at Texas A&M	11/07/2024	*	13:48	1-3	.333	1-3	.333	0-0	.000	0	1	1	1.0	5	0	0	0	2	3	3.0
UTRGV	11/09/2024		12:18	0-0	.000	0-0	.000	0-0	.000	0	0	0	0.5	1	0	2	0	1	0	1.5
at New Mexico St.	11/14/2024		16:44	3-9	.333	1-4	.250	0-1	.000	2	1	3	1.3	4	0	2	0	0	7	3.3
at UTEP	11/16/2024	*	26:46	5-8	.625	2-3	.667	0-0	.000	1	0	1	1.3	4	2	1	1	1	12	5.5
A&M-Corpus Christi	11/20/2024	*	23:27	1-4	.250	0-3	.000	1-2	.500	4	4	8	2.6	3	2	2	1	3	3	5.0
vs UNC Greensboro	11/28/2024	*	28:35	2-5	.400	2-4	.500	5-6	.833	1	2	3	2.7	1	3	6	1	2	11	6.0
vs Towson	11/29/2024	*	16:42	1-4	.250	0-3	.000	0-0	.000	0	1	1	2.4	1	2	4	0	1	2	5.4
Sam Houston	12/07/2024	*	18:03	3-7	.429	1-2	.500	1-2	.500	2	2	4	2.6	4	1	2	0	1	8	5.8
at Stanford	12/16/2024	*	21:11	0-3	.000	0-0	.000	0-0	.000	0	3	3	2.7	5	1	1	0	2	0	5.1
UT Arlington	12/19/2024	*	12:38	0-2	.000	0-1	.000	0-0	.000	0	0	0	2.4	3	0	2	0	0	0	4.6
at Texas St.	12/21/2024	*	19:00	0-2	.000	0-1	.000	1-2	.500	1	4	5	2.6	3	0	4	0	2	1	4.3
at Charlotte	12/29/2024	*	31:08	4-7	.571	2-5	.400	1-4	.250	4	5	9	3.2	3	1	4	0	3	11	4.8
UAB	01/01/2025	*	16:25	0-3	.000	0-1	.000	0-0	.000	0	0	0	2.9	2	0	2	1	0	0	4.5
at Tulsa	01/04/2025	*	34:08	1-2	.500	1-2	.500	1-2	.500	1	5	6	3.1	3	3	4	0	0	4	4.4
Rice	01/08/2025	*	35:12	1-3	.333	0-2	.000	1-1	1.000	1	0	1	3.0	2	1	0	1	1	3	4.3
Wichita St.	01/11/2025	*	15:43	1-3	.333	0-2	.000	0-0	.000	0	2	2	2.9	2	1	3	1	1	2	4.2
at UAB	01/18/2025		18:59	0-4	.000	0-2	.000	0-0	.000	0	2	2	2.9	2	1	0	0	0	0	3.9
Tulsa	01/22/2025	*	30:20	1-5	.200	0-2	.000	0-0	.000	1	2	3	2.9	1	3	2	0	1	2	3.8
at South Fla.	01/29/2025	*	20:46	3-5	.600	2-2	1.000	0-0	.000	0	0	0	2.7	3	2	2	0	2	8	4.1
Temple	02/01/2025	*	29:50	2-6	.333	1-4	.250	0-0	.000	0	2	2	2.7	1	1	6	0	1	5	4.1
North Texas	02/04/2025	*	24:38	0-2	.000	0-1	.000	0-0	.000	1	3	4	2.8	2	0	1	0	5	0	3.9
at Wichita St.	02/08/2025	*	15:17	1-3	.333	1-3	.333	0-0	.000	0	2	2	2.7	4	1	0	0	0	3	3.9
East Carolina	02/12/2025	*	13:27	1-3	.333	1-1	1.000	0-0	.000	0	2	2	2.7	2	0	2	2	0	3	3.8
Memphis	02/15/2025	*	16:07	1-2	.500	1-2	.500	0-0	.000	1	3	4	2.8	2	0	0	0	1	3	3.8
at Rice	02/22/2025	*	25:57	1-5	.200	1-4	.250	2-2	1.000	1	2	3	2.8	1	0	1	0	3	5	3.8
at Tulane	02/25/2025	*	18:11	0-4	.000	0-3	.000	2-2	1.000	1	1	2	2.7	3	1	1	1	1	2	3.8
Fla. Atlantic	03/01/2025	*	29:43	4-9	.444	3-6	.500	0-0	.000	5	5	10	3.0	3	2	1	0	1	11	4.0
at East Carolina	03/04/2025	*	30:08	2-5	.400	0-2	.000	0-0	.000	1	4	5	3.1	1	2	0	0	2	4	4.0
vs Rice	03/10/2025	*	32:45	1-3	.333	1-2	.500	0-0	.000	3	3	6	3.2	2	0	1	0	1	3	4.0
at Gonzaga	03/20/2025	*	30:04	1-7	.143	1-5	.200	0-0	.000	0	4	4	3.2	3	3	2	0	3	3	4.0
Totals		26	678:01	41-128	.320	22-75	.293	15-24	.625	31	65	96	3.2	76	33	58	9	41	119	4.0

Player Averages

Games Played	Minutes/game	Points/game	FG Pct	3FG Pct	FT Pct	Rebounds/game	Assists/game	Turnovers/game	Assist/Turnover ratio	Steals/game	Blocks/game
30	22.6	4.0	32.0	29.3	62.5	3.2	1.1	1.9	0.6	1.4	0.3

PLAYER GAME-BY-GAME STATISTICS

21

CHEYENNE ROWE

Senior • Forward • 6-2 • Ajax, Ontario, Canada • Bill Crothers Secondary School • James Madison



Rowe's Career and 2025-26 Game Highs (* at James Madison)

Career / Last	Category	2025-26 / Last
27 / January 28, 2026 vs North Texas.....	Points	27 / January 28, 2026 vs North Texas
18 / January 3, 2026 at Temple.....	Rebounds	18 / January 3, 2026 at Temple
4 / November 13, 2025 vs Texas State.....	Assists	4 / November 13, 2025 vs Texas State
2, 4x / January 31, 2026 vs Rice.....	Steals	2, 3x / January 31, 2026 vs Rice
3, 2x / November 6, 2025 at Texas Tech.....	Blocks	3 / November 6, 2025 at Texas Tech
12 / January 28, 2026 vs North Texas.....	FG Made	12 / January 28, 2026 vs North Texas
19 / February 10, 2026 vs Temple.....	FG Attempted	19 / February 10, 2026 vs Temple
2 / November 26, 2025 vs GCU.....	3PT Made	2 / November 26, 2025 vs GCU
3, 4x / January 31, 2026 vs Rice.....	3PT Attempted	3, 4x / January 31, 2026 vs Rice
8 / November 26, 2025 vs GCU.....	FT Made	8 / November 26, 2025 vs GCU
8, 2x / February, 7, 2026 at Tulsa.....	FT Attempted	8, 2x / February, 7, 2026 at Tulsa
38 / January 10, 2026 vs Charlotte.....	Minutes.....	38 / January 10, 2026 vs Charlotte

#21 ROWE, Cheyenne

2025-26 STATISTICS

Opponent	Date	GS	MIN	Total		3-Pointers		Free throws		Rebounds				PF	A	TO	BLK	STL	PTS	AVG	
				FG-FGA	PCT	3FG-3FGA	PCT	FT-FTA	PCT	OFF	DEF	TOT	AVG								
at Texas Tech	11/06/2025	*	29:43	2-8	.250	0-2	.000	2-4	.500	2	5	7	7.0	3	0	1	3	0	6	6.0	
at Houston	11/08/2025	*	30:25	5-10	.500	0-1	.000	0-0	.000	3	8	11	9.0	1	1	0	1	0	10	8.0	
Texas St.	11/13/2025	*	22:33	6-8	.750	0-1	.000	4-7	.571	3	5	8	8.7	4	4	2	1	1	16	10.7	
at UIW	11/19/2025	*	28:52	7-11	.636	1-1	1.000	2-4	.500	3	2	5	7.8	4	0	3	0	0	17	12.3	
vs Auburn	11/24/2025	*	36:11	6-13	.462	0-0	.000	1-2	.500	2	5	7	7.6	0	0	4	1	0	13	12.4	
vs Grand Canyon	11/26/2025	*	37:49	5-11	.455	2-3	.667	8-8	1.000	4	3	7	7.5	1	2	2	1	1	20	13.7	
UNLV	12/03/2025	*	33:23	4-14	.286	0-2	.000	1-2	.500	3	5	8	7.6	2	1	4	0	0	9	13.0	
at Baylor	12/07/2025	*	36:60	5-14	.357	0-1	.000	0-0	.000	3	5	8	7.6	1	2	1	0	1	10	12.6	
Prairie View	12/13/2025	*	31:49	2-9	.222	0-1	.000	4-6	.667	3	11	14	8.3	4	1	0	0	1	8	12.1	
Tex. A&M-Kingsville	12/15/2025	*	16:43	5-10	.500	1-2	.500	1-1	1.000	2	5	7	8.2	2	2	1	0	0	12	12.1	
at Columbia	12/20/2025	*	37:40	7-11	.636	0-1	.000	1-2	.500	1	3	4	7.8	1	0	2	1	2	15	12.4	
Tulane	12/30/2025	*	36:19	6-12	.500	1-2	.500	0-0	.000	6	6	12	8.2	2	0	3	0	2	13	12.4	
at Temple	01/03/2026	*	32:23	4-13	.308	0-3	.000	6-6	1.000	4	14	18	8.9	1	0	4	0	1	14	12.5	
Charlotte	01/10/2026	*	38:15	8-13	.615	0-2	.000	0-1	.000	2	4	6	8.7	0	1	3	2	0	16	12.8	
at South Fla.	01/13/2026	*	33:30	4-10	.400	0-3	.000	0-0	.000	2	8	10	8.8	2	1	1	0	1	8	12.5	
at Fla. Atlantic	01/16/2026	*	24:17	7-13	.538	1-2	.500	4-4	1.000	2	6	8	8.8	0	0	2	2	1	19	12.9	
at Memphis	01/23/2026	*	32:40	4-14	.286	0-2	.000	0-0	.000	2	7	9	8.8	2	1	0	0	1	8	12.6	
North Texas	01/28/2026	*	32:27	12-18	.667	0-1	.000	3-5	.600	2	9	11	8.9	1	0	0	0	1	27	13.4	
Rice	01/31/2026	*	35:39	3-11	.273	1-3	.333	2-2	1.000	5	3	8	8.8	1	0	2	1	2	9	13.2	
at UAB	02/03/2026	*	34:31	6-9	.667	1-2	.500	3-5	.600	3	4	7	8.8	0	2	1	0	1	16	13.3	
at Tulsa	02/07/2026	*	29:56	6-13	.462	0-0	.000	5-8	.625	2	7	9	8.8	1	1	1	2	1	17	13.5	
Temple	02/10/2026	*	36:37	11-19	.579	0-0	.000	4-4	1.000	3	8	11	8.9	2	0	2	2	1	26	14.0	
Totals			22	708:40	125-264	.473	8-35	.229	51-71	.718	62	133	195	8.9	35	19	39	17	18	309	14.0

Player Averages

Games Played	Minutes/game	Points/game	FG Pct	3FG Pct	FT Pct	Rebounds/game	Assists/game	Turnovers/game	Assist/Turnover ratio	Steals/game	Blocks/game
22	32.2	14.0	47.3	22.9	71.8	8.9	0.9	1.8	0.5	0.8	0.8

PLAYER GAME-BY-GAME STATISTICS

25

IDARA UDO

Junior • Forward • 6-1 • Plano, Texas • Plano East HS



Udo's Career and 2025-26 Game Highs

Career / Last	Category	2025-26 / Last
26 / January 14, 2024 vs Charlotte	Points	18 / February, 7, 2026 at Tulsa
13, 3x / November 19, 2025 at UIW	Rebounds	13 / November 19, 2025 at UIW
4 / January 10, 2024 at Florida Atlantic	Assists	2, 4x / February 10, 2026 vs Temple
4 / November 6, 2025 at Texas Tech	Steals	4 / November 6, 2025 at Texas Tech
5 / January 8, 2024 vs Rice	Blocks	4 / February 10, 2026 vs Temple
9 / January 14, 2024 vs Charlotte	FG Made	7 / February, 7, 2026 at Tulsa
15 / January 15, 2025 vs Tulsa	FG Attempted	13 / November 8, 2025 at Houston
1, 3x / November 6, 2025 at Texas Tech	3PT Made	1 / November 6, 2025 at Texas Tech
1, 13x / December 15, 2025 vs Texas A&M-Kingsville	3PT Attempted	1, 4x / December 15, 2025 vs Texas A&M-Kingsville
8, 2x / February 15, 2025 vs Memphis	FT Made	5 / November 19, 2025 at UIW
10 / January 14, 2024 vs Charlotte	FT Attempted	8 / December 13, 2025 at PVAMU
36 / January 14, 2024 vs Charlotte	Minutes	30 / November 13, 2025 vs Texas State

#25 UDO, Idara

2025-26 STATISTICS

Opponent	Date	GS	MIN	Total		3-Pointers		Free throws		Rebounds				PF	A	TO	BLK	STL	PTS	AVG	
				FG-FGA	PCT	3FG-3FGA	PCT	FT-FTA	PCT	OFF	DEF	TOT	AVG								
at Texas Tech	11/06/2025	*	28:29	4-7	.571	1-1	1.000	4-4	1.000	5	5	10	10.0	4	1	6	1	4	13	13.0	
at Houston	11/08/2025	*	28:49	6-13	.462	0-0	.000	1-1	1.000	3	3	6	8.0	4	2	3	0	0	13	13.0	
Texas St.	11/13/2025	*	30:18	3-9	.333	0-0	.000	3-4	.750	4	5	9	8.3	2	1	2	2	0	9	11.7	
at UIW	11/19/2025	*	29:59	3-5	.600	0-0	.000	5-6	.833	6	7	13	9.5	5	1	4	1	2	11	11.5	
vs Auburn	11/24/2025	*	19:17	1-5	.200	0-1	.000	0-0	.000	0	3	3	8.2	4	0	3	1	0	2	9.6	
vs Grand Canyon	11/26/2025	*	13:15	3-6	.500	0-0	.000	0-0	.000	2	1	3	7.3	5	2	4	1	2	6	9.0	
UNLV	12/03/2025	*	23:26	2-8	.250	0-0	.000	2-2	1.000	3	4	7	7.3	3	0	0	0	0	6	8.6	
at Baylor	12/07/2025	*	20:17	1-4	.250	0-1	.000	1-2	.500	4	2	6	7.1	5	1	3	0	0	3	7.9	
Prairie View	12/13/2025	*	23:56	4-9	.444	0-0	.000	4-8	.500	3	7	10	7.4	2	1	2	0	1	12	8.3	
Tex. A&M-Kingsville	12/15/2025	*	20:06	3-11	.273	0-1	.000	0-1	.000	1	4	5	7.2	1	2	2	0	0	6	8.1	
North Texas	01/28/2026		09:10	3-7	.429	0-0	.000	2-2	1.000	3	1	4	6.9	3	0	0	0	1	8	8.1	
Rice	01/31/2026		12:00	0-7	.000	0-0	.000	2-4	.500	1	1	2	6.5	4	0	2	1	0	2	7.6	
at UAB	02/03/2026	*	13:09	4-6	.667	0-0	.000	4-4	1.000	2	0	2	6.2	4	0	5	0	1	12	7.9	
at Tulsa	02/07/2026	*	17:42	7-11	.636	0-0	.000	4-5	.800	2	2	4	6.0	2	1	2	0	1	18	8.6	
Temple	02/10/2026	*	27:29	2-4	.500	0-0	.000	1-2	.500	3	8	11	6.3	3	2	2	4	1	5	8.4	
Totals			13	317:22	46-112	.411	1-4	.250	33-45	.733	42	53	95	6.3	51	14	40	11	13	126	8.4

Player Averages

Games Played	Minutes/game	Points/game	FG Pct	3FG Pct	FT Pct	Rebounds/game	Assists/game	Turnovers/game	Assist/Turnover ratio	Steals/game	Blocks/game
15	21.2	8.4	41.1	25.0	73.3	6.3	0.9	2.7	0.4	0.9	0.7

PLAYER GAME-BY-GAME STATISTICS

33

EMILIA DANNEBAUER

Sophomore • Forward / Center • 6-4 • Berlin, Germany • Sportgymnasium Chemnit



Dannebauer's Career and 2025-26 Game Highs

Career / Last	Category	2025-26 / Last
13 / January 13, 2026 at South Florida	Points	13 / January 13, 2026 at South Florida
8 / November 13, 2025 vs Texas State	Rebounds	8 / November 13, 2025 vs Texas State
4 / December 20, 2025 at Columbia	Assists	4 / December 20, 2025 at Columbia
4 / January 28, 2026 vs North Texas	Steals	4 / January 28, 2026 vs North Texas
1, 6x / January 23, 2026 at Memphis	Blocks	1, 5x / January 23, 2026 at Memphis
5 / January 13, 2026 at South Florida	FG Made	5 / January 13, 2026 at South Florida
6, 2x / January 13, 2026 at South Florida	FG Attempted	6, 2x / January 13, 2026 at South Florida
N/A	3PT Made	N/A
1 / November 6, 2025 at Texas Tech	3PT Attempted	1 / November 6, 2025 at Texas Tech
5, 2x / December 15, 2025 vs Texas A&M-Kingsville	FT Made	5, 2x / December 15, 2025 vs Texas A&M-Kingsville
7 / December 15, 2025 vs Texas A&M-Kingsville	FT Attempted	7 / December 15, 2025 vs Texas A&M-Kingsville
30 / January 20, 2026 vs East Carolina	Minutes	30 / January 20, 2026 vs East Carolina

#33 DANNEBAUER, Emilia

2025-26 STATISTICS

Opponent	Date	GS	MIN	Total		3-Pointers		Free throws		Rebounds				PF	A	TO	BLK	STL	PTS	AVG
				FG-FGA	PCT	3FG-3FGA	PCT	FT-FTA	PCT	OFF	DEF	TOT	AVG							
at Texas Tech	11/06/2025		14:10	0-1	.000	0-1	.000	2-2	1.000	2	1	3	3.0	3	0	1	0	0	2	2.0
at Houston	11/08/2025		05:34	0-1	.000	0-0	.000	0-0	.000	1	3	4	3.5	0	0	0	0	0	0	1.0
Texas St.	11/13/2025		17:23	3-5	.600	0-0	.000	0-0	.000	2	6	8	5.0	2	0	2	0	0	6	2.7
at UIW	11/19/2025		07:11	1-2	.500	0-0	.000	0-0	.000	0	0	0	3.8	2	0	1	0	0	2	2.5
vs Auburn	11/24/2025		11:05	0-1	.000	0-0	.000	0-0	.000	0	0	0	3.0	1	0	0	1	1	0	2.0
vs Grand Canyon	11/26/2025		18:01	1-4	.250	0-0	.000	5-5	1.000	1	1	2	2.8	1	0	1	0	2	7	2.8
UNLV	12/03/2025		14:58	2-4	.500	0-0	.000	0-0	.000	2	1	3	2.9	3	0	2	0	1	4	3.0
at Baylor	12/07/2025		08:59	1-3	.333	0-0	.000	0-0	.000	1	0	1	2.6	0	0	2	0	0	2	2.9
Prairie View	12/13/2025		09:20	1-2	.500	0-0	.000	1-1	1.000	0	1	1	2.4	5	0	3	0	0	3	2.9
Tex. A&M-Kingsville	12/15/2025		20:55	2-6	.333	0-0	.000	5-7	.714	2	2	4	2.6	0	0	1	1	2	9	3.5
at Columbia	12/20/2025	*	28:46	1-2	.500	0-0	.000	0-0	.000	1	2	3	2.6	2	4	1	0	0	2	3.4
Tulane	12/30/2025	*	28:50	0-1	.000	0-0	.000	1-2	.500	1	4	5	2.8	0	3	1	0	1	1	3.2
at Temple	01/03/2026	*	26:28	0-3	.000	0-0	.000	0-0	.000	2	1	3	2.8	4	0	1	0	0	0	2.9
Charlotte	01/10/2026	*	19:41	1-5	.200	0-0	.000	1-2	.500	2	3	5	3.0	1	1	2	1	1	3	2.9
at South Fla.	01/13/2026	*	29:28	5-6	.833	0-0	.000	3-6	.500	1	1	2	2.9	2	0	0	1	0	13	3.6
at Fla. Atlantic	01/16/2026	*	15:57	2-3	.667	0-0	.000	0-0	.000	0	0	0	2.8	2	0	1	0	0	4	3.6
East Carolina	01/20/2026	*	30:44	2-5	.400	0-0	.000	4-6	.667	1	2	3	2.8	3	3	4	0	1	8	3.9
at Memphis	01/23/2026	*	15:44	1-4	.250	0-0	.000	0-0	.000	0	2	2	2.7	0	0	0	1	2	2	3.8
North Texas	01/28/2026	*	18:29	1-4	.250	0-0	.000	0-0	.000	0	1	1	2.6	3	0	2	0	4	2	3.7
Rice	01/31/2026	*	11:56	2-3	.667	0-0	.000	0-0	.000	0	2	2	2.6	1	1	2	0	0	4	3.7
at UAB	02/03/2026		03:48	0-0	.000	0-0	.000	1-2	.500	0	0	0	2.5	0	0	1	0	0	1	3.6
at Tulsa	02/07/2026		02:54	0-2	.000	0-0	.000	0-0	.000	0	0	0	2.4	0	1	0	0	0	0	3.4
Temple	02/10/2026		01:48	0-1	.000	0-0	.000	0-0	.000	0	0	0	2.3	0	0	0	0	0	0	3.3
Totals		10	362:06	26-68	.382	0-1	.000	23-33	.697	19	33	52	2.3	35	13	28	5	15	75	3.3

Player Averages

Games Played	Minutes/game	Points/game	FG Pct	3FG Pct	FT Pct	Rebounds/game	Assists/game	Turnovers/game	Assist/Turnover ratio	Steals/game	Blocks/game
23	15.7	3.3	38.2	0.0	69.7	2.3	0.6	1.2	0.5	0.7	0.2

2025-26 ROADRUNNER WOMEN'S BASKETBALL STATS

UTSA PLAYER SEASON / NCAA CAREER STATISTICS

Summary

Player	Season Statistics										Career Statistics									
	GP-GS	MIN/G	FG%	3FG%	FT%	R/G	A/G	STL	BLK	PTS/G	GP-GS	MIN/G	FG%	3FG%	FT%	R/G	A/G	STL	BLK	PTS/G
ALLEN, Damara	23-23	28.7	.357	.347	.714	4.3	2.2	20	3	9.0	53-29	19.5	.348	.327	.680	3.0	1.5	33	11	5.5
BEAN, Sanaa	23-0	9.3	.423	.000	.786	1.6	0.3	5	13	1.4	23-0	9.3	.423	.000	.786	1.6	0.3	5	13	1.4
DANNEBAUER, Emilia	23-10	15.7	.382	.000	.697	2.3	0.6	15	5	3.3	31-10	12.4	.375	.000	.632	1.8	0.4	15	6	2.5
GUTTADAURO, Siena	9-0	9.6	.105	.071	.500	0.3	0.8	1	2	0.7	67-3	11.3	.281	.281	.600	1.1	0.8	13	4	2.5
HAMMONDS, Mia	23-10	25.8	.379	.194	.667	5.3	1.3	27	22	6.9	39-10	18.5	.343	.167	.645	3.9	0.8	30	24	4.4
HAN, Marie	3-0	2.7	.000	.000	.000	0.0	0.0	0	0	0.0	3-0	2.7	.000	.000	.000	0.0	0.0	0	0	0.0
HARDAWAY, Ereauna	22-21	31.7	.397	.414	.738	3.7	5.0	39	1	10.5	119-101	27.0	.370	.290	.698	3.0	3.4	146	5	6.7
HOLIMAN, Jayda	23-6	19.4	.339	.338	.750	2.5	0.9	20	7	5.2	57-20	19.5	.354	.328	.725	2.1	0.9	37	15	5.8
ROBLES, Adriana	23-10	22.1	.376	.255	.538	2.3	2.0	29	1	5.5	23-10	22.1	.376	.255	.538	2.3	2.0	29	1	5.5
ROWE, Cheyenne	22-22	32.2	.473	.229	.718	8.9	0.9	18	17	14.0	99-23	16.2	.497	.246	.708	4.2	0.4	33	33	6.1
UDO, Idara	15-13	21.2	.411	.250	.733	6.3	0.9	13	11	8.4	79-66	22.3	.433	.231	.665	6.3	0.9	52	61	8.1

Scoring

Player	Season Statistics								Career Statistics							
	FG-FGA	FG%	3FG-3FGA	3FG%	FT-FTA	FT%	PTS	PTS/G	FG-FGA	FG%	3FG-3FGA	3FG%	FT-FTA	FT%	PTS	PTS/G
ALLEN, Damara	75-210	.357	33-95	.347	25-35	.714	208	9.0	105-302	.348	48-147	.327	34-50	.680	292	5.5
BEAN, Sanaa	11-26	.423	0-0	.000	11-14	.786	33	1.4	11-26	.423	0-0	.000	11-14	.786	33	1.4
DANNEBAUER, Emilia	26-68	.382	0-1	.000	23-33	.697	75	3.3	27-72	.375	0-1	.000	24-38	.632	78	2.5
GUTTADAURO, Siena	2-19	.105	1-14	.071	1-2	.500	6	0.7	56-199	.281	45-160	.281	12-20	.600	169	2.5
HAMMONDS, Mia	58-153	.379	7-36	.194	36-54	.667	159	6.9	61-178	.343	8-48	.167	40-62	.645	170	4.4
HAN, Marie	0-3	.000	0-3	.000	0-0	.000	0	0.0	0-3	.000	0-3	.000	0-0	.000	0	0.0
HARDAWAY, Ereauna	81-204	.397	24-58	.414	45-61	.738	231	10.5	281-759	.370	62-214	.290	171-245	.698	795	6.7
HOLIMAN, Jayda	42-124	.339	27-80	.338	9-12	.750	120	5.2	115-325	.354	65-198	.328	37-51	.725	332	5.8
ROBLES, Adriana	47-125	.376	12-47	.255	21-39	.538	127	5.5	47-125	.376	12-47	.255	21-39	.538	127	5.5
ROWE, Cheyenne	125-264	.473	8-35	.229	51-71	.718	309	14.0	237-477	.497	14-57	.246	114-161	.708	602	6.1
UDO, Idara	46-112	.411	1-4	.250	33-45	.733	126	8.4	245-566	.433	3-13	.231	147-221	.665	640	8.1

Totals

Player	Season Statistics									Career Statistics						
	O-REB	D-REB	TOTAL	PF	FO	A	TO	A/TO	O-REB	D-REB	TOTAL	PF	FO	A	TO	A/TO
ALLEN, Damara	36	64	100	35	0	51	57	0.9	59	101	160	75	0	82	88	0.9
BEAN, Sanaa	12	24	36	41	0	7	21	0.3	12	24	36	41	0	7	21	0.3
DANNEBAUER, Emilia	19	33	52	35	1	13	28	0.5	20	35	55	37	1	13	32	0.4
GUTTADAURO, Siena	0	3	3	5	0	7	5	1.4	21	51	72	29	0	51	47	1.1
HAMMONDS, Mia	30	93	123	56	0	30	66	0.5	37	116	153	68	0	33	75	0.4
HAN, Marie	0	0	0	1	0	0	0	0.0	0	0	0	1	0	0	0	0.0
HARDAWAY, Ereauna	13	68	81	37	1	111	62	1.8	48	304	352	178	3	404	298	1.4
HOLIMAN, Jayda	20	37	57	31	0	21	26	0.8	39	81	120	84	0	51	67	0.8
ROBLES, Adriana	10	42	52	52	1	47	45	1.0	10	42	52	52	1	47	45	1.0
ROWE, Cheyenne	62	133	195	35	0	19	39	0.5	178	242	420	132	1	38	89	0.4
UDO, Idara	42	53	95	51	3	14	40	0.4	264	232	496	248	10	72	167	0.4

2025-26 ROADRUNNER WOMEN'S BASKETBALL STATS



INDIVIDUAL GAME HIGHS



POINTS	27		Cheyenne Rowe vs North Texas (01/28/2026)
	26		Cheyenne Rowe vs Temple (02/10/2026)
	20		Ereauna Hardaway at Fla. Atlantic (01/16/2026)
	20		Cheyenne Rowe vs Grand Canyon (N) (11/26/2025)
	19		Cheyenne Rowe at Fla. Atlantic (01/16/2026)
	19		Ereauna Hardaway vs Charlotte (01/10/2026)
FIELD GOALS MADE	12		Cheyenne Rowe vs North Texas (01/28/2026)
	11		Cheyenne Rowe vs Temple (02/10/2026)
FIELD GOAL ATTEMPTS	19		Cheyenne Rowe vs Temple (02/10/2026)
	18		Cheyenne Rowe vs North Texas (01/28/2026)
	18		Damara Allen at South Fla. (01/13/2026)
FIELD GOAL PERCENTAGE (min 5 made)	.833	(5-6)	Emilia Dannebauer at South Fla. (01/13/2026)
	.833	(5-6)	Ereauna Hardaway vs Tex. A&M-Kingsville (12/15/2025)
3 PT FG MADE	4		Ereauna Hardaway at Fla. Atlantic (01/16/2026)
	4		Damara Allen vs Prairie View (12/13/2025)
	4		Jayda Holiman vs Grand Canyon (N) (11/26/2025)
3 PT FG ATTEMPTS	8		Jayda Holiman vs Prairie View (12/13/2025)
	8		Jayda Holiman vs Grand Canyon (N) (11/26/2025)
3 PT FG PERCENTAGE (min 2 made)	1.000	(3-3)	Ereauna Hardaway vs Tex. A&M-Kingsville (12/15/2025)
	.800	(4-5)	Ereauna Hardaway at Fla. Atlantic (01/16/2026)
	.800	(4-5)	Damara Allen vs Prairie View (12/13/2025)
FREE THROWS MADE	8		Cheyenne Rowe vs Grand Canyon (N) (11/26/2025)
	6		Ereauna Hardaway at Memphis (01/23/2026)
	6		Mia Hammonds vs East Carolina (01/20/2026)
	6		Cheyenne Rowe at Temple (01/03/2026)
	6		Adriana Robles at Texas Tech (11/06/2025)
FREE THROW ATTEMPTS	10		Adriana Robles at Texas Tech (11/06/2025)
	9		Ereauna Hardaway at Memphis (01/23/2026)
FREE THROW PERCENTAGE (min 3 made)	1.000	(8-8)	Cheyenne Rowe vs Grand Canyon (N) (11/26/2025)
	1.000	(6-6)	Cheyenne Rowe at Temple (01/03/2026)
	1.000	(5-5)	Ereauna Hardaway vs East Carolina (01/20/2026)
	1.000	(5-5)	Mia Hammonds vs Charlotte (01/10/2026)
	1.000	(5-5)	Emilia Dannebauer vs Grand Canyon (N) (11/26/2025)
	1.000	(4-4)	Cheyenne Rowe vs Temple (02/10/2026)
	1.000	(4-4)	Idara Udo at UAB (02/03/2026)
	1.000	(4-4)	Ereauna Hardaway vs Rice (01/31/2026)
	1.000	(4-4)	Mia Hammonds vs Rice (01/31/2026)
	1.000	(4-4)	Cheyenne Rowe at Fla. Atlantic (01/16/2026)
	1.000	(4-4)	Ereauna Hardaway vs Tulane (12/30/2025)
	1.000	(4-4)	Idara Udo at Texas Tech (11/06/2025)
1.000	(4-4)	Mia Hammonds at Texas Tech (11/06/2025)	
1.000	(3-3)	Adriana Robles vs Texas St. (11/13/2025)	
REBOUNDS	18		Cheyenne Rowe at Temple (01/03/2026)
	14		Cheyenne Rowe vs Prairie View (12/13/2025)
ASSISTS	8		Ereauna Hardaway at South Fla. (01/13/2026)
	8		Ereauna Hardaway vs Tex. A&M-Kingsville (12/15/2025)
STEALS	5		Adriana Robles vs Rice (01/31/2026)
	4		Emilia Dannebauer vs North Texas (01/28/2026)
	4		Ereauna Hardaway vs Tex. A&M-Kingsville (12/15/2025)
	4		Jayda Holiman vs Tex. A&M-Kingsville (12/15/2025)
	4		Idara Udo at Texas Tech (11/06/2025)
BLOCKED SHOTS	4		Idara Udo vs Temple (02/10/2026)
	4		Mia Hammonds vs Prairie View (12/13/2025)
TURNOVERS	7		Mia Hammonds at Columbia (12/20/2025)

2025-26 ROADRUNNER WOMEN'S BASKETBALL STATS



OPPONENT INDIVIDUAL GAME HIGHS



POINTS	33		Victoria Flores vs Rice (01/31/2026)
	21		Keanna Rembert vs East Carolina (01/20/2026)
	21		Marija Avlijas at Columbia (12/20/2025)
	21		Jasmyn Lott vs UNLV (12/03/2025)
	21		Julianna LaMendola vs Grand Canyon (N) (11/26/2025)
	21		Kierra Merchant at Houston (11/08/2025)
FIELD GOALS MADE	9		Princess Anderson vs Charlotte (01/10/2026)
	9		Jasmyn Lott vs UNLV (12/03/2025)
FIELD GOAL ATTEMPTS	22		Deja Jones vs Texas St. (11/13/2025)
	19		Princess Anderson vs Charlotte (01/10/2026)
	19		Crystal Schultz vs Prairie View (12/13/2025)
	19		Julianna LaMendola vs Grand Canyon (N) (11/26/2025)
FIELD GOAL PERCENTAGE (min 5 made)	.800	(8-10)	Victoria Flores vs Rice (01/31/2026)
	.778	(7-9)	Mekhia Chase vs North Texas (01/28/2026)
3 PT FG MADE	5		Jelena Bulajic at South Fla. (01/13/2026)
	5		Julianna LaMendola vs Grand Canyon (N) (11/26/2025)
3 PT FG ATTEMPTS	14		Julianna LaMendola vs Grand Canyon (N) (11/26/2025)
	10		Destiny Whitaker at UIW (11/19/2025)
3 PT FG PERCENTAGE (min 2 made)	1.000	(2-2)	Jordan Hunter at Memphis (01/23/2026)
	.800	(4-5)	Andi Schissler vs North Texas (01/28/2026)
	.800	(4-5)	Mekhia Chase vs North Texas (01/28/2026)
FREE THROWS MADE	13		Victoria Flores vs Rice (01/31/2026)
	9		Journey Armstead at UAB (02/03/2026)
	9		Riley Weiss at Columbia (12/20/2025)
FREE THROW ATTEMPTS	14		Victoria Flores vs Rice (01/31/2026)
	11		Journey Armstead at UAB (02/03/2026)
	11		Riley Weiss at Columbia (12/20/2025)
FREE THROW PERCENTAGE (min 3 made)	1.000	(6-6)	Darianna Littlepage-Buggs at Baylor (12/07/2025)
	1.000	(6-6)	Taliah Scott at Baylor (12/07/2025)
	1.000	(4-4)	Anzhane' Hutton vs East Carolina (01/20/2026)
	1.000	(4-4)	Keanna Rembert vs East Carolina (01/20/2026)
	1.000	(4-4)	Bailey Maupin at Texas Tech (11/06/2025)
	1.000	(3-3)	Megan Nestor vs North Texas (01/28/2026)
REBOUNDS	18		Asianae Nicholson vs Charlotte (01/10/2026)
	15		Hailey Adams vs Rice (01/31/2026)
ASSISTS	7		Sofia Munoz at UAB (02/03/2026)
	7		Tanajah Hayes vs Charlotte (01/10/2026)
	7		Gemma Nunez at Texas Tech (11/06/2025)
STEALS	5		Perri Page at Columbia (12/20/2025)
	5		Darianna Littlepage-Buggs at Baylor (12/07/2025)
	5		Gemma Nunez at Texas Tech (11/06/2025)
BLOCKED SHOTS	3		Preston Young vs Prairie View (12/13/2025)
	3		Meadow Roland vs UNLV (12/03/2025)
	3		Kierra Merchant at Houston (11/08/2025)
	3		Sarengbe Sanogo at Texas Tech (11/06/2025)
TURNOVERS	7		Victoria Flores vs Rice (01/31/2026)
	7		Daejah Richmond at Memphis (01/23/2026)
	7		Kennedy Fautleroy vs East Carolina (01/20/2026)

2025-26 ROADRUNNER WOMEN'S BASKETBALL STATS



CATEGORY LEADERS



Points

##	Player	G	Pts	Pts/G
21	Rowe, Cheyenne	22	309	14.0
2	Hardaway, Ereauna	22	231	10.5
4	Allen, Damara	23	208	9.0
5	Hammonds, Mia	23	159	6.9
16	Robles, Adriana	23	127	5.5
25	Udo, Idara	15	126	8.4
11	Holiman, Jayda	23	120	5.2
33	Dannebauer, Emilia	23	75	3.3
10	Bean, Sanaa	23	33	1.4
1	Guttadauro, Siena	9	6	0.7

Scoring Average

##	Player	G	Pts	Pts/G
21	Rowe, Cheyenne	22	309	14.0
2	Hardaway, Ereauna	22	231	10.5
4	Allen, Damara	23	208	9.0
25	Udo, Idara	15	126	8.4
5	Hammonds, Mia	23	159	6.9
16	Robles, Adriana	23	127	5.5
11	Holiman, Jayda	23	120	5.2
33	Dannebauer, Emilia	23	75	3.3
10	Bean, Sanaa	23	33	1.4
1	Guttadauro, Siena	9	6	0.7

Field Goal Percentage

##	Player	FG	Att	Pct
21	Rowe, Cheyenne	125	264	.473
10	Bean, Sanaa	11	26	.423
25	Udo, Idara	46	112	.411
2	Hardaway, Ereauna	81	204	.397
33	Dannebauer, Emilia	26	68	.382
5	Hammonds, Mia	58	153	.379
16	Robles, Adriana	47	125	.376
4	Allen, Damara	75	210	.357
11	Holiman, Jayda	42	124	.339
1	Guttadauro, Siena	2	19	.105

Field Goal Attempts

##	Player	G	Att	Att/G
21	Rowe, Cheyenne	22	264	12.0
4	Allen, Damara	23	210	9.1
2	Hardaway, Ereauna	22	204	9.3
5	Hammonds, Mia	23	153	6.7
16	Robles, Adriana	23	125	5.4

Field Goals Made

##	Player	G	Made	Made/G
21	Rowe, Cheyenne	22	125	5.7
2	Hardaway, Ereauna	22	81	3.7
4	Allen, Damara	23	75	3.3
5	Hammonds, Mia	23	58	2.5
16	Robles, Adriana	23	47	2.0

3-Point FG Percentage

##	Player	3FG	Att	Pct
2	Hardaway, Ereauna	24	58	.414
4	Allen, Damara	33	95	.347
11	Holiman, Jayda	27	80	.338
16	Robles, Adriana	12	47	.255
25	Udo, Idara	1	4	.250
21	Rowe, Cheyenne	8	35	.229
5	Hammonds, Mia	7	36	.194
1	Guttadauro, Siena	1	14	.071

3-Point FG Attempts

##	Player	G	Att	Att/G
4	Allen, Damara	23	95	4.1
11	Holiman, Jayda	23	80	3.5
2	Hardaway, Ereauna	22	58	2.6
16	Robles, Adriana	23	47	2.0
5	Hammonds, Mia	23	36	1.6

3-Point FG Made

##	Player	G	Made	Made/G
4	Allen, Damara	23	33	1.4
11	Holiman, Jayda	23	27	1.2
2	Hardaway, Ereauna	22	24	1.1
16	Robles, Adriana	23	12	0.5
21	Rowe, Cheyenne	22	8	0.4

2025-26 ROADRUNNER WOMEN'S BASKETBALL STATS



CATEGORY LEADERS CONT.



Free Throw Percentage

##	Player	Made	Att	Pct
10	Bean, Sanaa	11	14	.786
11	Holiman, Jayda	9	12	.750
2	Hardaway, Ereauna	45	61	.738
25	Udo, Idara	33	45	.733
21	Rowe, Cheyenne	51	71	.718
4	Allen, Damara	25	35	.714
33	Dannebauer, Emilia	23	33	.697
5	Hammonds, Mia	36	54	.667
16	Robles, Adriana	21	39	.538
1	Guttadauro, Siena	1	2	.500

Free Throw Attempts

##	Player	G	Att	Att/G
21	Rowe, Cheyenne	22	71	3.2
2	Hardaway, Ereauna	22	61	2.8
5	Hammonds, Mia	23	54	2.3
25	Udo, Idara	15	45	3.0
16	Robles, Adriana	23	39	1.7

Free Throws Made

##	Player	G	Made	Made/G
21	Rowe, Cheyenne	22	51	2.3
2	Hardaway, Ereauna	22	45	2.0
5	Hammonds, Mia	23	36	1.6
25	Udo, Idara	15	33	2.2
4	Allen, Damara	23	25	1.1

Rebounds

##	Player	G	Reb	Reb/G
21	Rowe, Cheyenne	22	195	8.9
5	Hammonds, Mia	23	123	5.3
4	Allen, Damara	23	100	4.3
25	Udo, Idara	15	95	6.3
2	Hardaway, Ereauna	22	81	3.7

Assists

##	Player	G	Ast	Ast/G
2	Hardaway, Ereauna	22	111	5.0
4	Allen, Damara	23	51	2.2
16	Robles, Adriana	23	47	2.0
5	Hammonds, Mia	23	30	1.3
11	Holiman, Jayda	23	21	0.9

Rebounds Average

##	Player	G	Reb	Reb/G
21	Rowe, Cheyenne	22	195	8.9
25	Udo, Idara	15	95	6.3
5	Hammonds, Mia	23	123	5.3
4	Allen, Damara	23	100	4.3
2	Hardaway, Ereauna	22	81	3.7

Steals

##	Player	G	Stl	Stl/G
2	Hardaway, Ereauna	22	39	1.8
16	Robles, Adriana	23	29	1.3
5	Hammonds, Mia	23	27	1.2
4	Allen, Damara	23	20	0.9
11	Holiman, Jayda	23	20	0.9

Offensive Rebounds

##	Player	G	OReb	OReb/G
21	Rowe, Cheyenne	22	62	2.8
25	Udo, Idara	15	42	2.8
4	Allen, Damara	23	36	1.6
5	Hammonds, Mia	23	30	1.3
11	Holiman, Jayda	23	20	0.9

Blocked Shots

##	Player	G	Blk	Blk/G
5	Hammonds, Mia	23	22	1.0
21	Rowe, Cheyenne	22	17	0.8
10	Bean, Sanaa	23	13	0.6
25	Udo, Idara	15	11	0.7
11	Holiman, Jayda	23	7	0.3

Defensive Rebounds

##	Player	G	DReb	DReb/G
21	Rowe, Cheyenne	22	133	6.0
5	Hammonds, Mia	23	93	4.0
2	Hardaway, Ereauna	22	68	3.1

Minutes

##	Player	G	Min	Min/G
21	Rowe, Cheyenne	22	709	32:13
2	Hardaway, Ereauna	22	698	31:44
4	Allen, Damara	23	659	28:40

2025-26 ROADRUNNER WOMEN'S BASKETBALL STATS



GAME RESULTS



Game Records

Record	Overall	Home	Away	Neutral
ALL GAMES	12-11	7-3	4-7	1-1
CONFERENCE	7-5	4-2	3-3	0-0
NON-CONFERENCE	5-6	3-1	1-4	1-1

Team Results

Date	Opponent	Score	Att.	High Points	High Rebounds
11/06/2025	at Texas Tech	L 52-79	3315	(13) UDO, Idara	(10) UDO, Idara
11/08/2025	at Houston	L 48-52	1161	(13) UDO, Idara	(11) ROWE, Cheyenne
11/13/2025	Texas St.	W 64-41	1221	(16) ROWE, Cheyenne (16) HAMMONDS, Mia	(9) UDO, Idara
11/19/2025	at UIW	W 74-57	1138	(17) ROWE, Cheyenne	(13) UDO, Idara
11/24/2025	vs Auburn	L 42-59	259	(14) HOLIMAN, Jayda	(7) ROWE, Cheyenne
11/26/2025	vs Grand Canyon	W 65-64	184	(20) ROWE, Cheyenne	(8) HOLIMAN, Jayda
12/03/2025	UNLV	L 39-66	856	(9) ROWE, Cheyenne	(8) ROWE, Cheyenne
12/07/2025	at Baylor	L 55-73	3242	(15) HARDAWAY, Ereauna	(8) ROWE, Cheyenne
12/13/2025	Prairie View	W 86-40	721	(17) HAMMONDS, Mia	(14) ROWE, Cheyenne
12/15/2025	Tex. A&M-Kingsville	W 82-40	850	(15) HARDAWAY, Ereauna	(7) ROWE, Cheyenne
12/20/2025	at Columbia	L 65-70	722	(17) HARDAWAY, Ereauna	(6) HARDAWAY, Ereauna
12/30/2025	Tulane	W 65-63	685	(16) HARDAWAY, Ereauna	(12) ROWE, Cheyenne
01/03/2026	at Temple	W 50-47	4038	(14) ROWE, Cheyenne	(18) ROWE, Cheyenne
01/10/2026	Charlotte	W 69-63	1093	(19) HARDAWAY, Ereauna	(6) ROWE, Cheyenne (6) HAMMONDS, Mia
01/13/2026	at South Fla.	L 53-70	1896	(13) ALLEN, Damara (13) DANNEBAUER, Emilia	(10) ROWE, Cheyenne (10) ALLEN, Damara
01/16/2026	at Fla. Atlantic	W 79-42	498	(20) HARDAWAY, Ereauna	(8) ROWE, Cheyenne
01/20/2026	East Carolina	L 58-65	786	(12) ALLEN, Damara (12) HAMMONDS, Mia	(6) HAMMONDS, Mia
01/23/2026	at Memphis	L 40-52	827	(15) HARDAWAY, Ereauna	(9) ROWE, Cheyenne
01/28/2026	North Texas	W 66-64	639	(27) ROWE, Cheyenne	(11) ROWE, Cheyenne
01/31/2026	Rice	L 55-65	1172	(11) ALLEN, Damara	(8) ROWE, Cheyenne
02/03/2026	at UAB	L 69-81	407	(17) HARDAWAY, Ereauna	(7) ROWE, Cheyenne
02/07/2026	at Tulsa	W 66-47	1364	(18) UDO, Idara	(9) ROWE, Cheyenne
02/10/2026	Temple	W 52-43	942	(26) ROWE, Cheyenne	(11) ROWE, Cheyenne (11) UDO, Idara

Attendance Summary

	Games	Attend	Avg/Game
Home	10	8965	897
Away	11	18608	1692
Neutral	2	443	222
Total	23	28016	1218

2025-26 ROADRUNNER WOMEN'S BASKETBALL STATS



UTSA GAME HIGHS



POINTS	86	Prairie View (12/13/2025)
	82	Tex. A&M-Kingsville (12/15/2025)
	79	at Fla. Atlantic (01/16/2026)
	74	at UIW (11/19/2025)
	69	at UAB (02/03/2026)
	69	Charlotte (01/10/2026)
FIELD GOALS MADE	31	Prairie View (12/13/2025)
	30	Tex. A&M-Kingsville (12/15/2025)
FIELD GOAL ATTEMPTS	72	Tex. A&M-Kingsville (12/15/2025)
	70	Prairie View (12/13/2025)
FIELD GOAL PERCENTAGE	.537 (29-54)	at Fla. Atlantic (01/16/2026)
	.521 (25-48)	at UIW (11/19/2025)
3 PT FG MADE	12	Tex. A&M-Kingsville (12/15/2025)
	10	at Fla. Atlantic (01/16/2026)
3 PT FG ATTEMPTS	26	at UAB (02/03/2026)
	25	Tex. A&M-Kingsville (12/15/2025)
3 PT FG PERCENTAGE	.600 (9-15)	vs Grand Canyon (N) (11/26/2025)
	.583 (7-12)	East Carolina (01/20/2026)
FREE THROWS MADE	20	at Texas Tech (11/06/2025)
	19	East Carolina (01/20/2026)
	19	at UIW (11/19/2025)
FREE THROW ATTEMPTS	28	at Texas Tech (11/06/2025)
	26	at UIW (11/19/2025)
FREE THROW PERCENTAGE	.941 (16-17)	vs Grand Canyon (N) (11/26/2025)
	.917 (11-12)	at Fla. Atlantic (01/16/2026)
REBOUNDS	55	Prairie View (12/13/2025)
	48	at Houston (11/08/2025)
ASSISTS	27	Tex. A&M-Kingsville (12/15/2025)
	24	Prairie View (12/13/2025)
STEALS	17	Tex. A&M-Kingsville (12/15/2025)
	12	at South Fla. (01/13/2026)
BLOCKED SHOTS	7	Temple (02/10/2026)
	7	Texas St. (11/13/2025)
TURNOVERS	30	vs Auburn (N) (11/24/2025)
	29	East Carolina (01/20/2026)
FOULS	24	East Carolina (01/20/2026)
	23	at Columbia (12/20/2025)
	23	at Texas Tech (11/06/2025)

2025-26 ROADRUNNER WOMEN'S BASKETBALL STATS



OPPONENT GAME HIGHS



POINTS	81		at UAB (02/03/2026)
	79		at Texas Tech (11/06/2025)
	73		at Baylor (12/07/2025)
	70		at South Fla. (01/13/2026)
	70		at Columbia (12/20/2025)
FIELD GOALS MADE	30		at UAB (02/03/2026)
	27		at South Fla. (01/13/2026)
	27		Charlotte (01/10/2026)
	27		UNLV (12/03/2025)
FIELD GOAL ATTEMPTS	72		at Houston (11/08/2025)
	67		UNLV (12/03/2025)
FIELD GOAL PERCENTAGE	.556	(30-54)	at UAB (02/03/2026)
	.462	(24-52)	at Baylor (12/07/2025)
3 PT FG MADE	11		at Texas Tech (11/06/2025)
	10		at South Fla. (01/13/2026)
	10		vs Grand Canyon (N) (11/26/2025)
3 PT FG ATTEMPTS	30		vs Grand Canyon (N) (11/26/2025)
	30		at Texas Tech (11/06/2025)
3 PT FG PERCENTAGE	.533	(8-15)	North Texas (01/28/2026)
	.476	(10-21)	at South Fla. (01/13/2026)
FREE THROWS MADE	24		East Carolina (01/20/2026)
	18		at Columbia (12/20/2025)
FREE THROW ATTEMPTS	31		East Carolina (01/20/2026)
	29		at Columbia (12/20/2025)
FREE THROW PERCENTAGE	.833	(15-18)	Rice (01/31/2026)
	.810	(17-21)	at Baylor (12/07/2025)
REBOUNDS	50		UNLV (12/03/2025)
	47		Charlotte (01/10/2026)
ASSISTS	21		at South Fla. (01/13/2026)
	19		at UAB (02/03/2026)
STEALS	15		at Columbia (12/20/2025)
	13		at Baylor (12/07/2025)
	13		vs Auburn (N) (11/24/2025)
	13		at Texas Tech (11/06/2025)
BLOCKED SHOTS	8		UNLV (12/03/2025)
	7		at Houston (11/08/2025)
TURNOVERS	30		Tex. A&M-Kingsville (12/15/2025)
	23		Charlotte (01/10/2026)
	23		vs Auburn (N) (11/24/2025)
FOULS	25		at UIW (11/19/2025)
	25		at Texas Tech (11/06/2025)

2025-26 ROADRUNNER WOMEN'S BASKETBALL STATS



UTSA GAME LOWS



POINTS	39		UNLV (12/03/2025)
	40		at Memphis (01/23/2026)
	42		vs Auburn (N) (11/24/2025)
	48		at Houston (11/08/2025)
	50		at Temple (01/03/2026)
FIELD GOALS MADE	14		at Memphis (01/23/2026)
	14		vs Auburn (N) (11/24/2025)
	14		at Texas Tech (11/06/2025)
FIELD GOAL ATTEMPTS	37		East Carolina (01/20/2026)
	47		Texas St. (11/13/2025)
FIELD GOAL PERCENTAGE	.269	(14-52)	at Texas Tech (11/06/2025)
	.279	(17-61)	UNLV (12/03/2025)
3 PT FG MADE	0		North Texas (01/28/2026)
	1		Temple (02/10/2026)
3 PT FG ATTEMPTS	7		North Texas (01/28/2026)
	9		Texas St. (11/13/2025)
3 PT FG PERCENTAGE	.000	(0-7)	North Texas (01/28/2026)
	.067	(1-15)	Temple (02/10/2026)
FREE THROWS MADE	1		at Baylor (12/07/2025)
	3		UNLV (12/03/2025)
FREE THROW ATTEMPTS	4		at Baylor (12/07/2025)
	4		UNLV (12/03/2025)
FREE THROW PERCENTAGE	.250	(1-4)	at Baylor (12/07/2025)
	.364	(4-11)	at Houston (11/08/2025)
REBOUNDS	26		East Carolina (01/20/2026)
	30		at Memphis (01/23/2026)
	30		at Columbia (12/20/2025)
ASSISTS	6		at Texas Tech (11/06/2025)
	8		UNLV (12/03/2025)
	8		vs Auburn (N) (11/24/2025)
STEALS	3		at UIW (11/19/2025)
	5		at Baylor (12/07/2025)
	5		UNLV (12/03/2025)
BLOCKED SHOTS	0		at Baylor (12/07/2025)
	1		East Carolina (01/20/2026)
	1		UNLV (12/03/2025)
TURNOVERS	10		at Tulsa (02/07/2026)
	10		Tex. A&M-Kingsville (12/15/2025)
FOULS	9		Charlotte (01/10/2026)
	11		Tex. A&M-Kingsville (12/15/2025)

2025-26 ROADRUNNER WOMEN'S BASKETBALL STATS



OPPONENT GAME LOWS



POINTS	40		Tex. A&M-Kingsville (12/15/2025)
	40		Prairie View (12/13/2025)
	41		Texas St. (11/13/2025)
	42		at Fla. Atlantic (01/16/2026)
	43		Temple (02/10/2026)
FIELD GOALS MADE	14		Tex. A&M-Kingsville (12/15/2025)
	15		at Fla. Atlantic (01/16/2026)
	15		Prairie View (12/13/2025)
FIELD GOAL ATTEMPTS	41		Tex. A&M-Kingsville (12/15/2025)
	51		East Carolina (01/20/2026)
FIELD GOAL PERCENTAGE	.242	(15-62)	Prairie View (12/13/2025)
	.258	(16-62)	Texas St. (11/13/2025)
3 PT FG MADE	2		Texas St. (11/13/2025)
	3		at Memphis (01/23/2026)
	3		East Carolina (01/20/2026)
	3		at Fla. Atlantic (01/16/2026)
	3		Tex. A&M-Kingsville (12/15/2025)
3 PT FG ATTEMPTS	9		at Memphis (01/23/2026)
	12		East Carolina (01/20/2026)
3 PT FG PERCENTAGE	.154	(2-13)	Texas St. (11/13/2025)
	.176	(3-17)	at Fla. Atlantic (01/16/2026)
FREE THROWS MADE	3		Charlotte (01/10/2026)
	3		UNLV (12/03/2025)
	3		at Houston (11/08/2025)
FREE THROW ATTEMPTS	4		Charlotte (01/10/2026)
	5		vs Grand Canyon (N) (11/26/2025)
FREE THROW PERCENTAGE	.429	(6-14)	Prairie View (12/13/2025)
	.500	(3-6)	UNLV (12/03/2025)
	.500	(3-6)	at Houston (11/08/2025)
REBOUNDS	22		at UIW (11/19/2025)
	26		Tulane (12/30/2025)
ASSISTS	5		Prairie View (12/13/2025)
	6		at Fla. Atlantic (01/16/2026)
	6		Texas St. (11/13/2025)
STEALS	4		at Tulsa (02/07/2026)
	4		at Fla. Atlantic (01/16/2026)
	4		Prairie View (12/13/2025)
BLOCKED SHOTS	0		at Tulsa (02/07/2026)
	0		at UAB (02/03/2026)
	0		at Temple (01/03/2026)
	0		at UIW (11/19/2025)
TURNOVERS	8		Temple (02/10/2026)
	11		at UIW (11/19/2025)
FOULS	10		at Baylor (12/07/2025)
	11		at South Fla. (01/13/2026)
	11		UNLV (12/03/2025)

AROUND THE AMERICAN

AAC WBB SCHEDULE ALL TIMES ET

2025-26 AMERICAN WEEKLY AWARDS

Saturday, February 14

East Carolina at Temple	2:00 PM
Tulsa at Florida Atlantic	2:00 PM
Tulane at North Texas	3:00 PM
Charlotte at Memphis	3:00 PM
South Florida at UTSA	7:30 PM

For the complete schedule, visit theamerican.org



November 10

Player of the Week: Edyn Battle, Gr., G, South Florida
Freshman of the Week: Dora Toman, G, Tulsa

November 17

Player of the Week: Cali Smallwood, Jr., G, UAB
Freshman of the Week: Sofia Munoz, G, UAB

November 24

Player of the Week: Stefanie Ingram, R-Jr., G, South Florida
Freshman of the Week: Mecailin Marshall, Fr., G, Tulane

December 1

Player of the Week: Raina Tomasicka, So., G, South Florida
Freshman of the Week: Mecailin Marshall, Fr., G, Tulane

December 8

Player of the Week: Megan Nestor, Sr., F, North Texas
Freshman of the Week: Dora Toman, Fr., G, Tulsa

December 15

Player of the Week: Tanajah Hayes, Gr., G, Charlotte
Freshman of the Week: **Adriana Robles, Fr., G, UTSA**

December 22

Player of the Week: Stefanie Ingram, R-Jr., G, South Florida
Freshman of the Week: Mecailin Marshall, Fr., G, Tulane

January 5

Player of the Week: Keanna Rembert, Sr., F, East Carolina
Freshman of the Week: Dora Toman, Fr., G, Tulsa

January 12

Player of the Week: Maddy Cartwright, Sr., G, Tulsa
Freshman of the Week: Dora Toman, Fr., G, Tulsa

January 19

Player of the Week: Kennedy Fautleroy, G, East Carolina
Freshman of the Week: Shiloh Kimpson, G, Tulane

January 26

Player of the Week: Tristen Taylor, Jr. G, Temple
Freshman of the Week: Abby Cater, Gr., G, Wichita State

February 2

Player of the Week: Victoria Flores, Jr., G, Rice
Freshman of the Week: Dora Toman, Fr., G, Tulane

February 9

Player of the Week: Megan Nestor, Sr., F, North Texas
Freshman of the Week: **Adriana Robles, Fr., G, UTSA**

February 16

Player of the Week:
Freshman of the Week:

February 23

Player of the Week:
Freshman of the Week:

March 2

Player of the Week:
Freshman of the Week:

March 9

Player of the Week:
Freshman of the Week:

AP Poll • Feb. 8, 2026

#	School (1st Votes)	Pts.	Prev.	1st
1	UConn	25-0 (31)75		1
2	UCLA	23-1 742		2
3	South Carolina	24-2 708		3
4	Texas	22-2 689		4
5	Vanderbilt	22-2 629		7
6	LSU	22-3 623		5
7	Michigan	20-4 564		8
8	Ohio State	22-3 562		9
9	Louisville	22-4 538		6
10	Oklahoma	17-5 490		11
11	Duke	18-6 437		17
12	Baylor	21-4 399		15
13	Michigan State	20-4 360		12
14	Ole Miss	19-5 338		13
15	Iowa	18-5 332		10
16	Texas Tech	22-3 303		18
17	TCU	21-4 284		14
18	Kentucky	18-6 259		16
19	West Virginia	20-5 231		20
20	Maryland	19-6 204		22
21	North Carolina	20-5 140		25
22	Tennessee	15-6 112		19
23	Alabama	20-5 98		21
24	Princeton	19-2 82		23
25	Washington	18-6 44		24

The American Standings

School	AMER	Pct.	Ovr.	Pct.	Streak
Rice	11-0	1.000	21-3	.875	W16
East Carolina	10-2	.833	18-7	.720	W3
Tulsa	8-4	.667	16-8	.667	L2
South Florida	8-4	.667	15-10	.600	W2
North Texas	7-5	.583	13-11	.542	L1
UTSA	7-5	.583	12-11	.522	W2
Charlotte	5-6	.455	11-13	.458	W2
Florida Atlantic	5-7	.417	11-13	.458	W2
Temple	4-7	.364	10-13	.435	L2
Tulane	3-8	.273	8-15	.348	L5
UAB	3-9	.250	10-14	.417	W1
Memphis	2-8	.200	8-15	.348	L3
Wichita State	2-10	.167	5-20	.200	L4

WBCA Coaches Poll • Feb. 10, 2026

#	School (Record)	Pts.	Prev.	1st
1	Connecticut (25-0)	775	1	31
2	UCLA (23-1)	739	2	0
3	South Carolina (24-2)	711	3	0
4	Texas (23-2)	689	4	0
5	Vanderbilt (23-2)	627	8	0
6	LSU (22-3)	620	5	0
7	Michigan (20-4)	581	7	0
8	Ohio State (22-3)	557	9	0
9	Louisville (22-4)	525	6	0
10	Oklahoma (17-6)	431	11	0
11	Baylor (21-4)	423	15	0
12	Iowa (18-5)	377	10	0
13	Michigan State (20-4)	359	13	0
14	TCU (21-4)	341	12	0
15	Duke (18-6)	316	22	0
16	Mississippi (19-5)	314	14	0
17	Maryland (19-6)	283	19	0
18	Texas Tech (22-3)	281	18	0
19	Kentucky (18-7)	237	16	0
20	West Virginia (20-5)	229	20	0
21	North Carolina (20-5)	173	21	0
22	Tennessee (15-6)	147	17	0
23	Alabama (20-5)	92	23	0
24	Princeton (19-2)	76	24	0
25	Iowa State (19-5)	53	NR	0

RV (In American): N/A

RV (In American): N/A

AROUND THE AMERICAN



CONFERENCE TEAM RANKINGS



Team	Offense				Defense			
	Scoring	FG Pct	3FG Pct	Rebounds	Scoring	FG Pct	3FG Pct	Rebounds
Charlotte	10	13	6	2	6	11	12	6
East Carolina	1	5	9	9	4	9	8	10
Fla. Atlantic	11	8	8	13	8	13	7	8
Memphis	9	12	13	6	11	4	2	13
North Texas	5	4	7	1	3	3	10	2
Rice	3	9	4	5	2	2	1	7
South Fla.	2	2	3	3	9	7	9	3
Temple	7	7	2	8	13	12	13	5
Tulane	8	6	11	4	10	5	4	9
Tulsa	6	3	5	11	5	6	5	4
UAB	4	1	1	12	12	8	11	12
UTSA	13	10	10	7	1	1	3	1
Wichita St.	12	11	12	9	7	10	6	11

Team	FT Pct.	3FGs	Blocks	Steals	Assists	Scoring Margin	Rebound Margin	Turnover Margin	Ast/TO Ratio
Charlotte	8	6	8	5	11	10	3	5	8
East Carolina	5	8	1	2	5	3	9	1	4
Fla. Atlantic	10	5	11	4	12	12	11	9	12
Memphis	13	13	4	1	9	11	13	2	9
North Texas	9	11	10	3	13	2	1	4	10
Rice	1	2	7	10	4	1	6	3	2
South Fla.	3	10	3	12	1	5	2	12	1
Temple	6	4	12	7	7	8	7	6	6
Tulane	11	7	2	11	3	9	5	13	5
Tulsa	4	3	5	5	8	4	8	10	13
UAB	2	1	13	13	2	7	12	8	3
UTSA	7	9	6	9	6	6	4	7	7
Wichita St.	12	12	9	8	10	13	10	11	11

AROUND THE AMERICAN



CONFERENCE TEAM LEADERS



Conference Records

Team	Conference	Pct.	PF	PA	Overall	Pct.	PF	PA
Rice	11-0	1.000	72.82	62.00	21-3	.875	70.13	59.29
East Carolina	10-2	.833	72.50	64.50	18-7	.720	72.12	65.36
South Fla.	8-4	.667	73.42	64.17	15-10	.600	71.20	68.80
Tulsa	8-4	.667	66.83	67.17	16-8	.667	69.75	66.04
North Texas	7-5	.583	67.50	61.50	13-11	.542	70.00	61.83
UTSA	7-5	.583	60.17	58.50	12-11	.522	60.61	58.39
Charlotte	5-6	.455	65.09	64.91	11-13	.458	64.00	66.63
Fla. Atlantic	5-7	.417	64.25	72.33	11-13	.458	62.96	68.46
Temple	4-7	.364	65.73	69.27	10-13	.435	68.00	69.43
Tulane	3-8	.273	62.36	65.45	8-15	.348	67.17	69.00
UAB	3-9	.250	67.00	72.08	10-14	.417	70.08	69.29
Memphis	2-8	.200	63.40	68.70	8-15	.348	65.61	69.22
Wichita St.	2-10	.167	62.42	73.42	5-20	.200	61.40	68.04

Team Offense

	Team	G	FG	FGA	Pct	3FG	FT	Pts	AVG
1.	East Carolina	25	636	1579	.403	148	383	1803	72.12
2.	South Fla.	25	663	1516	.437	121	333	1780	71.20
3.	Rice	24	583	1473	.396	171	346	1683	70.13
4.	UAB	24	615	1394	.441	200	252	1682	70.08
5.	North Texas	24	622	1525	.408	116	320	1680	70.00
6.	Tulsa	24	570	1353	.421	162	372	1674	69.75
7.	Temple	23	562	1409	.399	154	286	1564	68.00
8.	Tulane	23	577	1438	.401	142	249	1545	67.17
9.	Memphis	23	587	1518	.387	92	243	1509	65.61
10.	Charlotte	24	573	1538	.373	155	235	1536	64.00
11.	Fla. Atlantic	24	536	1346	.398	160	279	1511	62.96
12.	Wichita St.	25	573	1467	.391	118	271	1535	61.40
13.	UTSA	23	513	1308	.392	113	255	1394	60.61

Team Defense

	Team	G	FG	FGA	Pct	3FG	FT	Pts	AVG
1.	UTSA	23	498	1329	.375	139	208	1343	58.39
2.	Rice	24	532	1394	.382	82	277	1423	59.29
3.	North Texas	24	523	1361	.384	149	289	1484	61.83
4.	East Carolina	25	582	1423	.409	136	334	1634	65.36
5.	Tulsa	24	576	1461	.394	136	297	1585	66.04
6.	Charlotte	24	578	1387	.417	152	291	1599	66.63
7.	Wichita St.	25	604	1470	.411	156	337	1701	68.04
8.	Fla. Atlantic	24	606	1415	.428	123	308	1643	68.46
9.	South Fla.	25	624	1572	.397	169	303	1720	68.80
10.	Tulane	23	565	1436	.393	159	298	1587	69.00
11.	Memphis	23	558	1420	.393	114	362	1592	69.22
12.	UAB	24	617	1536	.402	154	275	1663	69.29
13.	Temple	23	585	1394	.420	163	262	1597	69.43

AROUND THE AMERICAN



CONFERENCE TEAM LEADERS CONT.



Team Scoring Margin

	Team	G	PF	AVG	PA	AVG	Margin
1.	Rice	24	1683	70.13	1423	59.29	+10.83
2.	North Texas	24	1680	70.00	1484	61.83	+8.17
3.	East Carolina	25	1803	72.12	1634	65.36	+6.76
4.	Tulsa	24	1674	69.75	1585	66.04	+3.71
5.	South Fla.	25	1780	71.20	1720	68.80	+2.40
6.	UTSA	23	1394	60.61	1343	58.39	+2.22
7.	UAB	24	1682	70.08	1663	69.29	+0.79
8.	Temple	23	1564	68.00	1597	69.43	-1.43
9.	Tulane	23	1545	67.17	1587	69.00	-1.83
10.	Charlotte	24	1536	64.00	1599	66.63	-2.63
11.	Memphis	23	1509	65.61	1592	69.22	-3.61
12.	Fla. Atlantic	24	1511	62.96	1643	68.46	-5.50
13.	Wichita St.	25	1535	61.40	1701	68.04	-6.64

Rebounding Margin

	Team	G	Team	AVG	Opp.	AVG	Margin
1.	North Texas	24	1010	42.08	850	35.42	+6.67
2.	South Fla.	25	1007	40.28	887	35.48	+4.80
3.	Charlotte	24	971	40.46	873	36.38	+4.08
4.	UTSA	23	887	38.57	798	34.70	+3.87
5.	Tulane	23	924	40.17	865	37.61	+2.57
6.	Rice	24	944	39.33	888	37.00	+2.33
7.	Temple	23	876	38.09	833	36.22	+1.87
8.	Tulsa	24	886	36.92	859	35.79	+1.13
9.	East Carolina	25	927	37.08	956	38.24	-1.16
10.	Wichita St.	25	927	37.08	969	38.76	-1.68
11.	Fla. Atlantic	24	822	34.25	899	37.46	-3.21
12.	UAB	24	828	34.50	956	39.83	-5.33
13.	Memphis	23	894	38.87	1021	44.39	-5.52

Team Field Goal Percentage

	Team	G	FGM	FGA	Pct.
1.	UAB	24	615	1394	.441
2.	South Fla.	25	663	1516	.437
3.	Tulsa	24	570	1353	.421
4.	North Texas	24	622	1525	.408
5.	East Carolina	25	636	1579	.403
6.	Tulane	23	577	1438	.401
7.	Temple	23	562	1409	.399
8.	Fla. Atlantic	24	536	1346	.398
9.	Rice	24	583	1473	.396
10.	UTSA	23	513	1308	.392
11.	Wichita St.	25	573	1467	.391
12.	Memphis	23	587	1518	.387
13.	Charlotte	24	573	1538	.373

Team 3-Point Field Goals Percentage

	Team	G	3FG	FGA	Pct.
1.	UAB	24	200	553	.362
2.	Temple	23	154	463	.333
3.	South Fla.	25	121	370	.327
4.	Rice	24	171	523	.327
5.	Tulsa	24	162	500	.324
6.	Charlotte	24	155	492	.315
7.	North Texas	24	116	369	.314
8.	Fla. Atlantic	24	160	513	.312
9.	East Carolina	25	148	477	.310
10.	UTSA	23	113	373	.303
11.	Tulane	23	142	493	.288
12.	Wichita St.	25	118	429	.275
13.	Memphis	23	92	368	.250

AROUND THE AMERICAN



CONFERENCE TEAM LEADERS CONT.



Team Free Throw Percentage

	Team	G	FTM	FTA	Pct.
1.	Rice	24	346	427	.810
2.	UAB	24	252	339	.743
3.	South Fla.	25	333	449	.742
4.	Tulsa	24	372	507	.734
5.	East Carolina	25	383	526	.728
6.	Temple	23	286	405	.706
7.	UTSA	23	255	366	.697
8.	Charlotte	24	235	341	.689
9.	North Texas	24	320	474	.675
10.	Fla. Atlantic	24	279	414	.674
11.	Tulane	23	249	376	.662
12.	Wichita St.	25	271	422	.642
13.	Memphis	23	243	422	.576

Assists

	Team	G	No.	AVG
1.	South Fla.	25	409	16.36
2.	UAB	24	357	14.88
3.	Tulane	23	341	14.83
4.	Rice	24	337	14.04
5.	East Carolina	25	350	14.00
6.	UTSA	23	320	13.91
7.	Temple	23	304	13.22
8.	Tulsa	24	307	12.79
9.	Memphis	23	281	12.22
10.	Wichita St.	25	305	12.20
11.	Charlotte	24	292	12.17
12.	Fla. Atlantic	24	289	12.04
13.	North Texas	24	283	11.79

Turnovers

	Team	G	No.	AVG
1.	Tulsa	24	473	19.71
2.	Fla. Atlantic	24	437	18.21
3.	UTSA	23	417	18.13
4.	Wichita St.	25	452	18.08
5.	Tulane	23	415	18.04
6.	North Texas	24	419	17.46
7.	Memphis	23	398	17.30
8.	Temple	23	393	17.09
9.	Charlotte	24	409	17.04
10.	South Fla.	25	397	15.88
11.	UAB	24	369	15.38
12.	East Carolina	25	376	15.04
13.	Rice	24	334	13.92

Turnover Margin

	Team	G	Team	AVG	Opp.	AVG	Margin
1.	East Carolina	25	376	15.04	527	21.08	+6.04
2.	Memphis	23	398	17.30	479	20.83	+3.52
3.	Rice	24	334	13.92	394	16.42	+2.50
4.	North Texas	24	419	17.46	465	19.38	+1.92
5.	Charlotte	24	409	17.04	407	16.96	-0.08
6.	Temple	23	393	17.09	380	16.52	-0.57
7.	UTSA	23	417	18.13	401	17.43	-0.70
8.	UAB	24	369	15.38	340	14.17	-1.21
9.	Fla. Atlantic	24	437	18.21	406	16.92	-1.29
10.	Tulsa	24	473	19.71	441	18.38	-1.33
11.	Wichita St.	25	452	18.08	409	16.36	-1.72
12.	South Fla.	25	397	15.88	347	13.88	-2.00
13.	Tulane	23	415	18.04	359	15.61	-2.43

Assist/Turnover Ratio

	Team	G	Ast.	AVG	T/O	AVG	Ratio
1.	South Fla.	25	409	16.36	397	15.88	1.03
2.	Rice	24	337	14.04	334	13.92	1.01
3.	UAB	24	357	14.88	369	15.38	0.97
4.	East Carolina	25	350	14.00	376	15.04	0.93
5.	Tulane	23	341	14.83	415	18.04	0.82
6.	Temple	23	304	13.22	393	17.09	0.77
7.	UTSA	23	320	13.91	417	18.13	0.77
8.	Charlotte	24	292	12.17	409	17.04	0.71
9.	Memphis	23	281	12.22	398	17.30	0.71
10.	North Texas	24	283	11.79	419	17.46	0.68
11.	Wichita St.	25	305	12.20	452	18.08	0.67
12.	Fla. Atlantic	24	289	12.04	437	18.21	0.66
13.	Tulsa	24	307	12.79	473	19.71	0.65

AROUND THE AMERICAN



CONFERENCE TEAM LEADERS CONT.



Blocked Shots

	Team	G	No.	AVG
1.	East Carolina	25	103	4.12
2.	Tulane	23	89	3.87
3.	South Fla.	25	96	3.84
4.	Memphis	23	88	3.83
5.	Tulsa	24	89	3.71
6.	UTSA	23	82	3.57
7.	Rice	24	85	3.54
8.	Charlotte	24	82	3.42
9.	Wichita St.	25	79	3.16
10.	North Texas	24	64	2.67
11.	Fla. Atlantic	24	62	2.58
12.	Temple	23	43	1.87
13.	UAB	24	41	1.71

Steals

	Team	G	No.	AVG
1.	Memphis	23	255	11.09
2.	East Carolina	25	260	10.40
3.	North Texas	24	226	9.42
4.	Fla. Atlantic	24	210	8.75
5.	Tulsa	24	208	8.67
	Charlotte	24	208	8.67
7.	Temple	23	193	8.39
8.	Wichita St.	25	208	8.32
9.	UTSA	23	187	8.13
10.	Rice	24	181	7.54
11.	Tulane	23	170	7.39
12.	South Fla.	25	152	6.08
13.	UAB	24	133	5.54

Team Offensive Rebounds

	Team	G	No.	AVG
1.	Charlotte	24	424	17.67
2.	North Texas	24	373	15.54
3.	Tulane	23	320	13.91
4.	East Carolina	25	342	13.68
5.	Temple	23	310	13.48
6.	South Fla.	25	312	12.48
7.	UTSA	23	286	12.43
8.	Rice	24	294	12.25
9.	Wichita St.	25	304	12.16
10.	Memphis	23	275	11.96
11.	Tulsa	24	256	10.67
12.	Fla. Atlantic	24	242	10.08
13.	UAB	24	191	7.96

Team Defensive Rebounds

	Team	G	No.	AVG
1.	South Fla.	25	695	27.80
2.	Rice	24	650	27.08
3.	Memphis	23	619	26.91
4.	North Texas	24	637	26.54
	UAB	24	637	26.54
6.	Tulane	23	604	26.26
7.	Tulsa	24	630	26.25
8.	UTSA	23	601	26.13
9.	Wichita St.	25	623	24.92
10.	Temple	23	566	24.61
11.	Fla. Atlantic	24	580	24.17
12.	East Carolina	25	585	23.40
13.	Charlotte	24	547	22.79

Team Summaries

Team	G	PF-PA	Avg score	Margin	FG-FGA	Pct.	3FG-FGA	Pct.	FT-FTA	Pct.
Charlotte	24	1536-1599	64.0-66.6	-2.63	573-1538	.373	155-492	.315	235-341	.689
East Carolina	25	1803-1634	72.1-65.4	+6.76	636-1579	.403	148-477	.310	383-526	.728
Fla. Atlantic	24	1511-1643	63.0-68.5	-5.50	536-1346	.398	160-513	.312	279-414	.674
Memphis	23	1509-1592	65.6-69.2	-3.61	587-1518	.387	92-368	.250	243-422	.576
North Texas	24	1680-1484	70.0-61.8	+8.17	622-1525	.408	116-369	.314	320-474	.675
Rice	24	1683-1423	70.1-59.3	+10.83	583-1473	.396	171-523	.327	346-427	.810
South Fla.	25	1780-1720	71.2-68.8	+2.40	663-1516	.437	121-370	.327	333-449	.742
Temple	23	1564-1597	68.0-69.4	-1.43	562-1409	.399	154-463	.333	286-405	.706
Tulane	23	1545-1587	67.2-69.0	-1.83	577-1438	.401	142-493	.288	249-376	.662
Tulsa	24	1674-1585	69.8-66.0	+3.71	570-1353	.421	162-500	.324	372-507	.734
UAB	24	1682-1663	70.1-69.3	+0.79	615-1394	.441	200-553	.362	252-339	.743
UTSA	23	1394-1343	60.6-58.4	+2.22	513-1308	.392	113-373	.303	255-366	.697
Wichita St.	25	1535-1701	61.4-68.0	-6.64	573-1467	.391	118-429	.275	271-422	.642

AROUND THE AMERICAN



CONFERENCE INDIVIDUAL LEADERS



To be ranked, a player must appear in at least 75.0% of their team's games.

Scoring

	Player	G	FG	3FG	FT	Pts	AVG
1.	Turner, Kaylah - Temple	23	141	62	51	395	17.17
2.	Cartwright, Mady - Tulsa	24	104	48	120	376	15.67
3.	Riddick, Hannah - Tulsa	22	123	4	81	331	15.05
4.	Smallwood, Cali - UAB	24	123	77	31	354	14.75
5.	Anderson, Princess - CLT	23	117	37	58	329	14.30
6.	Rowe, Cheyenne - UTSA	22	125	8	51	309	14.05
7.	Fauntleroy, Kennedy - ECU	25	128	35	47	338	13.52
8.	Nestor, Megan - UNT	24	120	0	72	312	13.00
	Proctor, Aysia - UNT	23	113	39	34	299	13.00
10.	Ennis, Dominique - Rice	24	107	65	26	305	12.71
11.	Davidson, Katie - USF	25	114	42	44	314	12.56
12.	Hayes, Shelby - Rice	24	111	2	77	301	12.54
13.	Harding, Jaila - WSU	25	102	71	30	305	12.20
14.	Richmond, Daejah - Mem	22	102	6	58	268	12.18
15.	Harris, Chaé - Mem	22	98	37	32	265	12.05
16.	Flores, Victoria - Rice	24	82	31	94	289	12.04
17.	Cater, Abby - WSU	24	104	11	69	288	12.00
18.	Munoz, Sofia - UAB	24	110	28	35	283	11.79
19.	Moffitt, Molly - UAB	24	108	36	25	277	11.54
20.	Daniel, Kanija - Tulane	23	97	33	37	264	11.48
	Smith, Tamya - Mem	23	103	12	46	264	11.48

Rebounding

	Player	G	Off	Def	Total	AVG
1.	Nestor, Megan - UNT	24	134	197	331	13.79
2.	Adams, Hailey - Rice	24	63	200	263	10.96
3.	Nicholson, Asianae - CLT	24	108	126	234	9.75
4.	Rowe, Cheyenne - UTSA	22	62	133	195	8.86
5.	Brito, Carla - USF	21	36	150	186	8.86
6.	Duffy, Monae' - UAB	24	63	134	197	8.21
7.	Craig, Saniyah - Temple	23	79	108	187	8.13
8.	Mputu, L'or - USF	23	80	106	186	8.09
9.	Molina, Jaleesa - Temple	22	53	114	167	7.59
10.	Hanna, Dyllan - Tulane	23	74	92	166	7.22
11.	Riddick, Hannah - Tulsa	22	42	108	150	6.82
12.	Hutton, Anzhane' - ECU	24	53	104	157	6.54
13.	Walker, Haley - FAU	21	45	90	135	6.43
14.	Hayes, Shelby - Rice	24	71	80	151	6.29
15.	Alexis, Aniah - Rice	24	43	106	149	6.21
16.	Mabry, Amira - Tulane	23	50	91	141	6.13
17.	Onugha, Vivian - FAU	24	43	103	146	6.08
18.	Gage, Janavia - CLT	24	68	70	138	5.75
19.	Smith, Tamya - Mem	23	39	86	125	5.43
20.	Hammonds, Mia - UTSA	23	30	93	123	5.35

Field Goal Percentage (Minimum 4 FGM/G average)

	Player	G	FGM	FGA	Pct.
1.	Duffy, Monae' - UAB	24	103	176	.585
2.	Nestor, Megan - UNT	24	120	209	.574
3.	Mputu, L'or - USF	23	95	181	.525
4.	Riddick, Hannah - Tulsa	22	123	238	.517
5.	Molina, Jaleesa - Temple	22	88	173	.509
6.	Hayes, Shelby - Rice	24	111	220	.505
7.	Rowe, Cheyenne - UTSA	22	125	264	.473
8.	Munoz, Sofia - UAB	24	110	235	.468
9.	Smallwood, Cali - UAB	24	123	263	.468
10.	Moffitt, Molly - UAB	24	108	231	.468
11.	Rembert, Keanna - ECU	25	100	221	.452
12.	Davidson, Katie - USF	25	114	267	.427
13.	Cater, Abby - WSU	24	104	251	.414
14.	Fauntleroy, Kennedy - ECU	25	128	311	.412
15.	Smith, Tamya - Mem	23	103	251	.410

3-Point FG Percentage (Minimum 2 3FG/G average)

	Player	G	3FG	3FGA	Pct.
1.	Smallwood, Cali - UAB	24	77	180	.428
2.	Turner, Kaylah - Temple	23	62	149	.416
3.	Carstensen, Grace - FAU	24	52	125	.416
4.	Ennis, Dominique - Rice	24	65	183	.355
5.	Harding, Jaila - WSU	25	71	205	.346
6.	Best, Zoe - CLT	24	51	148	.345
7.	Cartwright, Mady - Tulsa	24	48	146	.329

AROUND THE AMERICAN



CONFERENCE INDIVIDUAL LEADERS CONT.



Free Throw Percentage (Minimum 2.5 FTM/G average)

	Player	G	FTM	FTA	Pct.
1.	Flores, Victoria - Rice	24	94	109	.862
2.	Cartwright, Mady - Tulsa	24	120	140	.857
3.	Barner, Taylor - ECU	23	60	71	.845
4.	Hayes, Shelby - Rice	24	77	94	.819
5.	Taylor, Tristen - Temple	19	55	70	.786
6.	Anderson, Princess - CLT	23	58	74	.784
7.	Cater, Abby - WSU	24	69	89	.775
8.	Owens-Barnett, Jazzy - UNT	22	63	83	.759
9.	Hutton, Anzhane' - ECU	24	63	86	.733
10.	Riddick, Hannah - Tulsa	22	81	116	.698
11.	Richmond, Daejah - Mem	22	58	87	.667
12.	Craig, Sanayah - Temple	23	68	105	.648
13.	Nestor, Megan - UNT	24	72	115	.626

Assists (Minimum 3 AST/G average)

	Player	G	No.	AVG
1.	Ingram, Stefanie - USF	25	144	5.76
2.	Hayes, Tanajah - CLT	24	132	5.50
3.	Hardaway, Ereauna - UTSA	22	111	5.05
4.	Fauntleroy, Kennedy - ECU	25	114	4.56
5.	Taylor, Tristen - Temple	19	81	4.26
6.	Sneed, Kendall - Tulane	23	98	4.26
7.	Armstead, Journey - UAB	22	90	4.09
8.	Munoz, Sofia - UAB	24	95	3.96
9.	Davis, Taya - WSU	25	94	3.76
10.	Richmond, Daejah - Mem	22	78	3.55
11.	Adams, Hailey - Rice	24	84	3.50
12.	Brito, Carla - USF	21	65	3.10

Steals

	Player	G	No.	AVG
1.	Fauntleroy, Kennedy - ECU	25	70	2.80
2.	Richmond, Daejah - Mem	22	57	2.59
3.	Cater, Abby - WSU	24	56	2.33
4.	Hayes, Tanajah - CLT	24	51	2.13
5.	Toman, Dora - Tulsa	20	39	1.95
6.	Flores, Victoria - Rice	24	46	1.92
7.	Anderson, Princess - CLT	23	43	1.87
8.	Moors, Jess - FAU	24	44	1.83
9.	Brooks, Savannah - ECU	24	43	1.79
10.	Hardaway, Ereauna - UTSA	22	39	1.77
11.	Curry, Savannah - Temple	19	32	1.68
12.	Allen, Cori - Mem	23	37	1.61
	Turner, Kaylah - Temple	23	37	1.61
14.	Ennis, Dominique - Rice	24	38	1.58
	Nestor, Megan - UNT	24	38	1.58

Blocked Shots

	Player	G	No.	AVG
1.	Adams, Hailey - Rice	24	38	1.58
2.	Hanna, Dyllan - Tulane	23	35	1.52
3.	Staley, Caitlin - CLT	24	35	1.46
4.	Gewirtz, Madi - FAU	24	26	1.08
5.	Daniel, Kanija - Tulane	23	24	1.04
6.	Piper, Ines - USF	25	24	0.96
7.	Hammonds, Mia - UTSA	23	22	0.96
	Smith, Tamyia - Mem	23	22	0.96
9.	Thompson, Treasure - WSU	23	21	0.91
10.	Riddick, Hannah - Tulsa	22	20	0.91
11.	Diakite, Fatou - USF	22	18	0.82
12.	Rowe, Cheyenne - UTSA	22	17	0.77
	Clack, Jade - Tulsa	22	17	0.77
14.	Richmond, Daejah - Mem	22	15	0.68
15.	Fauntleroy, Kennedy - ECU	25	17	0.68

AROUND THE AMERICAN



CONFERENCE TEAM GAME HIGHS



POINTS	107		Memphis vs Rust (12/28/2025)
	106		North Texas vs Okla. Christian (11/03/2025)
FIELD GOALS MADE	42		North Texas vs Nelson (11/13/2025)
	40		Memphis vs Rust (12/28/2025)
FIELD GOAL ATTEMPTS	90		East Carolina vs UAB (12/30/2025)
	85		North Texas vs Nelson (11/13/2025)
FIELD GOAL PERCENTAGE	.597	(40-67)	Memphis vs Rust (12/28/2025)
	.596	(28-47)	Fla. Atlantic vs Air Force (11/27/2025)
3 PT FG MADE	15		Tulsa vs Mississippi Val. (12/04/2025)
	15		UAB vs Southern Ill. (12/03/2025)
3 PT FG ATTEMPTS	34		Tulane vs Boise St. (N) (11/28/2025)
	33		East Carolina vs UAB (12/30/2025)
	33		Fla. Atlantic at Western Ky. (12/03/2025)
	33		UAB vs Southern Miss. (N) (11/27/2025)
	33		Tulsa vs New Orleans (11/05/2025)
3 PT FG PERCENTAGE	.765	(13-17)	Tulsa vs Temple (01/09/2026)
	.667	(8-12)	South Fla. at Temple (01/20/2026)
FREE THROWS MADE	29		Tulsa at Oral Roberts (11/17/2025)
	28		Rice vs UIW (11/23/2025)
	28		Rice at Houston (11/11/2025)
FREE THROW ATTEMPTS	41		Tulsa at Oral Roberts (11/17/2025)
	35		Rice vs UIW (11/23/2025)
FREE THROW PERCENTAGE	1.000	(19-19)	UAB vs West Ala. (11/03/2025)
	1.000	(12-12)	Rice vs UAB (01/14/2026)
	1.000	(4-4)	Tulane vs Charlotte (02/04/2026)
REBOUNDS	58		North Texas vs Texas Southern (12/06/2025)
	58		Tulane vs North Florida (11/12/2025)
ASSISTS	28		South Fla. at Temple (01/20/2026)
	27		East Carolina at UAB (01/24/2026)
	27		Memphis vs Rust (12/28/2025)
	27		UTSA vs Tex. A&M-Kingsville (12/15/2025)
STEALS	26		Memphis vs Rust (12/28/2025)
	23		North Texas vs Nelson (11/13/2025)
BLOCKED SHOTS	10		South Fla. vs North Texas (01/03/2026)
	10		Tulane vs Delaware St. (12/20/2025)
TURNOVERS	31		Tulsa at Oklahoma St. (12/15/2025)
	30		UTSA vs Auburn (N) (11/24/2025)
FOULS	31		Memphis at Middle Tenn. (12/07/2025)
	30		Memphis at Tulsa (01/31/2026)
	30		North Texas at Illinois (12/14/2025)
	30		Memphis vs Ark.-Pine Bluff (11/03/2025)

COMMUNICATING WITH CONFIDENCE: UTSA WOMEN'S BASKETBALL'S EREAUNA HARDAWAY

By: Sean Cartell / UTSA Athletics

SAN ANTONIO – Playing the point guard position her entire life, Ereauna Hardaway has always had to be the ultimate communicator. It's a role in which she has thrived.

But her ability to communicate has not been as easy for Hardaway as many may believe. Throughout her countless successes on the basketball court over the course of a highly decorated athletic career, Hardaway has had to overcome a significant obstacle.

Born with full aural capabilities, Hardaway lost most of her hearing when she was in the first grade, for reasons doctors have never fully been able to identify.

"It's been a big challenge," Hardaway said. "Most people don't know I can't hear until I tell them and then they really recognize it."

Hardaway, a 5-foot-8 native of Jonesboro, Ark., transferred to UTSA from North Texas in advance of the 2025-26 season to fill huge footsteps vacated by Nina De Leon Negron.

Hearing aids provide significant help to Hardaway, but they're a tool that she hasn't embraced until recently. Concerned that she would be ridiculed throughout her youth, Hardaway often opted not to wear the hearing aids, which her mother, Taneisha, allowed if Hardaway was performing well academically.

"It was kind of a confidence thing for me when I was younger because you don't see many kids wearing hearing aids," Hardaway said. "I made it my mission to pass my classes so I didn't have to wear them. School-wise, I've always been able to hear my teachers because I sit in the front of the class."

Hardaway taught herself other ways to adjust to her hearing challenges.

"I read lips very well, so if you're talking to me and I don't hear you, but I'm looking at you, I'm probably reading your lips," she said. "I think it just became a learned trait for me. You've got to find new ways to adapt when you can't hear."

In the fourth grade, Hardaway began playing basketball. The opportunity to be part of a team provided both a welcoming environment and a sense of normalcy.

"Basketball made me feel like I was normal," she said. "I don't like to say that because I still am normal, but it made me feel like I was just like everyone else and I could do everything they could do. I've been a born leader and I already knew what I could do in that role. My parents don't make it hard for me, they tell me to embrace it. My mom tells me to use it as something to help others."

Hardaway first began to understand her mother's advice when she attended a PGC (Point Guard College) Camp growing up. For the first time, she met another basketball player with whom she could relate.

"I saw a girl there who played for Texas Tech and I saw her with a hearing aid," Hardaway said. "I thought, 'Oh, that's so cool.' I never gave myself a chance to wear them because I was too ashamed to wear them. She gave me a little bit more confidence to put them on."

Hardaway was the state of Arkansas' Class 5A Most Valuable Player in 2021, leading her Jonesboro High School team to the state title that year. The Jonesboro Sun named her the Best Under the Sun Player of the Year.

Out of high school, she attended North Texas, playing three seasons for the Mean Green, her last two as the team's starting point guard. In 2023-24, she led her team to a Co-American Conference regular-season championship. Last year, she started 34 games, averaging 10.0 points per game, 3.6 rebounds per game and 3.5 assists per game.

Among the reasons she chose to transfer to UTSA was the opportunity to play for the Roadrunners' fifth-year head coach Karen Aston, one of collegiate basketball's most respected leaders. Aston, who is widely known for the strong relationships she builds with her players, has been committed – along with the UTSA Sports Medicine staff – to helping Hardaway find the best option to assist with her hearing challenges.

"Coach Karen has put in a lot of effort for me to get hearing aids," Hardaway said. "I did have hearing aids, but they were broken. Coach was like, 'Let's see what we can do.' She put in the work to help me get new ones which I've actually ended up liking because they're really cool. I'm trying to gain my confidence wearing them."

"They're kind of like air pods," Hardaway explained. "They come in a case, and they look like air pods. I can listen to music and everything with them on. There's also a little tool that comes with them. If I need to hear somebody a little better, I can point it at them and their voice will pick up better. I'm just now gaining confidence and actually wearing them."

When the season begins, Hardaway expects to have a pair of custom hearing aids that have been molded to her ears – ones that will stay in during games. While she says it will take a while to adjust to all the new sounds she'll be exposed to, she's excited to finally be able to hear her teammates and her coaches while on the court.

As she's become more comfortable and confident under Aston's leadership, Hardaway hopes she can inspire others to embrace their own unique sets of circumstances and the tools that exist to assist them.

"Find somebody that you feel like can help or that you look up to," she said. "Don't care what anybody else says. Be yourself. If it helps you, do it."

FOCUSED ON FAMILY: UTSA WOMEN'S BASKETBALL'S IDARA UDO

By: Sean Cartell / UTSA Athletics

SAN ANTONIO – Family has always been the most important thing in Idara Udo's life.

A native of Plano, Texas, Udo is a first-generation American as her parents Ituru Inim and Efrung Udo immigrated from Nigeria in their late 20s. She takes great pride in both her Nigerian heritage and in the opportunities afforded to her.

"The chance to represent my parents and represent the sacrifices they made for me is something that I'll forever hold close to my heart," Udo said. "All in all, I just want to make them proud and take advantage of the opportunities that they didn't have growing up."

Udo's UTSA family is equally as important to her and was the main reason she chose to join the Roadrunners.

"I think if you ask everybody on our team why they came here, it would just be the feeling," she said. "It's a feeling of trust within the coaching staff and within Coach Aston. You know you're going to be taken care of when you come here. You know that Coach has faith in you and, if you work hard, she's going to reward the hard work."

Basketball, to Udo, has always been something she has done for fun, even as she has established herself as one of the top post players in the American Conference.

Growing up in Plano, Udo's mother was looking for activities for Idara and her sister, Sema, to participate in. For Udo, now 6-foot-1, basketball just made sense.

"My mom put my little sister in gymnastics, but gymnastics was just not for me the way I was built, so she decided to put me in basketball. She signed me up for a rec league and that's how I started playing."

Udo excelled both in academics and basketball as a prep player at Plano East Senior High, a program rich in girls basketball tradition. She helped lead her team to two district championships and was a First-Team All-District selection each of her last three years, and was an Academic All-District honoree. Udo scored more than 1,000 career points for the Panthers and was the District Defensive Player of the Year in her sophomore and senior campaigns.

By a turn of fate, Udo came on Karen Aston's radar early. Aston, who had been hired as UTSA's head coach in April 2021, was recruiting another player at Plano East, when Udo caught her eye.

"I saw Idara a year younger than what we would usually target someone, but I just thought that she had a lot of potential at the time I saw her and I thought she would fit our style," Aston said. "That's what you look for – someone who is not going to have a dramatic transition in style of play. And then you take it from there and you work on development."

Udo possesses two of the most important qualities that Aston – who has, for decades, been known as one of the nation's top recruiters – looks for in a prospective student-athlete. Most importantly for any player, she has what Aston terms a "high motor," an intangible inner drive that she can spot as soon as she sees it. Udo also came from a winning high school program, an experience that teaches a player the importance of collective team success, not just individual accolades.

"You look at Idara, she's smart and she has a high motor," Aston said. "Sometimes kids at her position don't get to move in a lot of space and, when they come out of high school, they have to figure out how to rev their motor up. She already came with that. She played in a high school program that's very used to winning. It's a big key for me to bring in kids who are used to winning and have that cultural mindset."

Playing college basketball wasn't something that Udo had ever really considered until she started to get looks from Division I programs, especially UTSA. She wasn't caught up in the recruiting process as some players can be. She's always just been a player who loves basketball.

"I didn't really feel like that was an attainable possibility," Udo said. "I had no idea probably up until the summer of my junior year when I started getting offers. Up until that point, I was playing basketball for fun just to have something to do and just because I was kind of good at it."

It didn't take long upon her arrival at UTSA for Udo to make an impact on her team. By the third game of her collegiate career, she had cracked the starting lineup and finished her rookie campaign with 22 starts, averaging 7.4 points per game, 5.9 rebounds per game and 25 total blocked shots.

Playing in the post alongside former standout and current Director of Basketball Operations Elyssa Coleman gave Udo a crash in being successful at the collegiate level.

"She had a lot of responsibility last year because Jordyn [Jenkins] was out, so it escalated her growth," Aston said. "She had a wonderful experience playing with Elyssa and I think it helped her grow."

Much like the opportunity to play college basketball was unexpected for Udo, so too was the big role that she played on her team as a freshman. What wasn't a surprise was that she immediately stepped up to the challenge.

"I had no idea that my freshman year was going to go the way it did or that I was going to have such an impact for my team," she said. "I put in a lot of work in the gym. Our coaching staff had a lot of faith in me and I had faith in myself. As I trusted in my work, I gained confidence."

One of the most memorable moments of the 2023-24 season for Udo, and for the team, came last January at the Convocation Center in a game against American Conference-leading Charlotte.

Udo missed a turn-around jumper at the end of regulation that would have given the Roadrunners the win. In the first overtime, she hit two clutch free throws with nine seconds left to seemingly clinch the victory, but the 49ers hit a buzzer-beating shot to tie the game. With 1.8 seconds remaining in double overtime, Udo connected on a put-back to secure the 81-80 win for UTSA. She raced over to the sideline and lifted Aston in the air in celebration. Udo finished that game with 26 points, nine rebounds and three blocks.

"To this day, that is probably my favorite moment at UTSA," Udo said. "It was just crazy, especially as a freshman. I had a really good game and then I had two other opportunities to win the game before that, so it was just a special moment to be able to seal the win. I picked Coach up and all my teammates jumped on me. We deserved to win that game and I feel like I helped us do that."

Udo's impressive rookie season drew national attention and, in the current landscape of college athletics, she could have sought opportunities to play for other programs. But Udo's roots are cemented in San Antonio with the Roadrunners.

"Even though I may have had the opportunity, it never really crossed my mind," she said. "I love it here. I love our coaching staff. I think we have a really elite coaching staff and a really elite team. I love San Antonio. Coach and the coaching staff have done nothing but put their trust in me, so I'm just here to make them proud."

If her first year and a half as a college basketball player are any indication, Udo has a long future ahead of her in the game. But when the ball stops bouncing, it should come as no surprise that she aspires to work in a career field focused on helping others.

Udo is majoring in medical humanities within the College of Liberal and Fine Arts. She long considered a career in nursing, but is since exploring the possibility of pursuing a career in sports medicine.

"Since I've been part of college athletics, I've been really interested in sports medicine and it's been crossing my mind a lot," she said. "I definitely still want to be in the medical field, but if possible, I want to do something like sports medicine or sports physical therapy, maybe helping rehab injured athletes."

As long as she can remember, Udo has been focused on the medical field, inspired by her mother's lengthy career as a nurse.

"I've never really been interested in anything else," Udo said. "I always watched the medical shows. My mom's been a nurse for over 20 years, so that's another big factor that influences me. It's just something that I feel like I've been called to do. I feel like I was meant to be in the medical field. I really love basketball, so if I can combine working in the medical field along with sports, that would be really fun for me."

Udo considers every member of the UTSA women's basketball program to be her family. But that will take on even more meaning next season when her younger sister, Sema, joins the team.

"Honestly, it's a dream come true," Udo said. "I'm extremely excited to have my little sister with me, especially going through college basketball. There are going to be a lot of ups and downs for her coming into college and I'm just glad I can be here with her and kind of guide her since I have a head start on the process."

Sema Udo has been a two-time First-Team All-District selection at Plano East Senior High and has been named her team's Most Valuable Player each of the last two seasons. Aston is looking forward to having both Udo sisters take the court for her team next year.

"I'm super excited about that," Aston said. "I kind of see the same things in Sema that I saw in Idara. They both have fun-loving personalities and they're competitive. Sema is a different type of player. She's more of a three or four as she's built. Obviously, it will be a learning curve for her to get to the level that we play at, but I'm excited about her future."

For Idara Udo, it's not just the addition of a sibling on her team, but a chance to welcome her closest friend to the program she loves so much.

"My whole life, she's just been my best friend," Idara Udo said. "Through thick and then, through everything we've been through, she's my favorite person. I'm just excited that I get to play college basketball with my favorite person."

* * * * *

Thirteen games into the 2024-25 season, Udo has helped lead the charge in what the Roadrunners will be a historic campaign. She has started all 13 contests, averaging 7.2 points per game and 5.8 rebounds per game. Udo has scored in double figures on four occasions this year and continues to work hard to expand her game.

"I feel like I've gained versatility from last season to this season," she said. "I think I'm taking more outside shots and I've attempted a few threes this year, as well. I think I've improved on my defense in terms of my defensive IQ. I'm more comfortable doing more stuff besides just being a low post."

While Aston is pleased by Udo's continual development and commitment, she still sees much more potential in her standout sophomore.

"She's pretty serious about what she does," Aston said. "She's one of those who takes prep seriously and takes the scout seriously. That's kind of unique for a kid her age. Normally, it's probably another year from now before they really understand game plans and all of that. But I still think her ceiling is super high. She's got a lot more that she'll get from being in the gym on a daily basis."

Just like her teammates, Udo isn't motivated by individual accomplishments. She's focused on helping her UTSA team reach new heights.

"I think that our team has endless possibility and endless potential," Udo said. "I think this year's team has a different mindset – a hungry mindset with unfinished business. Even though our program made history last year, we knew we could have gone further."

"I'm really excited to see how far we go this year because I know that everybody on our team has put in the work and I think we're going to get rewarded for the work that we've put in. That's our mindset this year – yes, we know we can go far, but let's do more."

Udo has been on the forefront of pushing UTSA to its historic start. With Wednesday's win against Charlotte, this year's Roadrunners have now matched the best start in school history with the 1985-86 team. Countless milestones have already been achieved with more to come.

"It's kind of hard to wrap your mind around it," Udo said. "I think it's incredible. I didn't really know much about UTSA's history when I came here, but it was very evident to me when I first started playing that we were going to have the opportunity to make history. It's special to put work in and grow a program and make a program proud, because that's something no one can take away from you. It's something you'll be a part of for the rest of your life."

Through the lens with which Udo views every aspect of her life, she believes that the biggest key to the Roadrunners' record-breaking success will be their family-like bond.

"Family, to me, is everything," Udo said. "Not only blood family, but the family I've created coming to UTSA, on and off the court. Our team is a big family and my teammates are like sisters. That reflects on the court. Our chemistry that we've built throughout these years shows on the court. Family is the way to everything. I just love all my family – my UTSA family and my family at home."

#

UTSA'S SIENA GUTTADAURO EMBRACES NEW ROLE AS MOM AND STUDENT-ATHLETE

By: Sean Cartell / UTSA Athletics

SAN ANTONIO – Basketball has always been the most important thing in Siena Guttadauro's life. But, for the first time, she enters a new season with a different priority and the most important role of her life – Mom.

Guttadauro played in only five games as a junior last year for the Roadrunners before she learned that she was pregnant and would need to sit out the season. Her son, Dante, was born this past July 24th and Guttadauro's journey into motherhood has proven to be a life-changing experience.

"At first, getting the news was a little shocking; it was a lot to take in," Guttadauro said. "Having to sit out the whole year was something I've never had to do before. It was a lot to take in. I had to talk to my family and talk to my coaches. Coach [Karen] Aston blessed me with a scholarship, and she kept it. That was the best thing that could have happened. My family was supportive, and my mom came down here. Overall, it ended up being pretty good."

When Guttadauro told her head coach, she wasn't sure what the reaction might be or if she would continue to have a role on the team. Aston could not have been more supportive.

"Most of it was, 'Are you okay and where do you want to go from here?'" Aston said. "We talked about how to get through the moment of the year and what we needed to plan for her academically. I'm still an advocate of young women making sure they have a plan in life besides sports. I tried not to get too ahead of ourselves with what we thought would happen in the future. It's a big responsibility and I wanted to give her all of the options to make sure this was a successful pregnancy and for what lay ahead in the future."

Guttadauro is nearly 1,700 miles away from her home in San Jose, California. It was there that she played for the storied program at Archbishop Mitty – including a state runner-up finish in 2022 - and legendary coach Sue Phillips.

Phillips had worked with former UTSA associate head coach Jamie Carey during Carey's time as Assistant Women's National Team Director with USA Basketball. That connection is how Guttadauro initially came on the Roadrunners' radar.

"I actually chose to come to UTSA because my high school coach coached with Coach Jamie and she told me about Coach Jamie and Coach Aston," Guttadauro said. "I came on a visit and met with the coaches and knew this was where I wanted to be. This is a winning program. I like what they talked about and wanted to be part of it."

While San Antonio had become a home away from home for Guttadauro, she was far away from family during her pregnancy. Early on, her teammates filled that role and have been supportive the entire time.

"That was the hard part was that I was kind of alone during the whole process," she said. "Obviously I had my teammates and supportive people around me, but everyone was back in California. I was dealing with a lot of shame at first, but my teammates made me quickly feel that there was nothing to be ashamed of; it's a good thing. They made it a lot better."

Aston, who Guttadauro praised for being "overwhelmingly supportive," found it immediately apparent how Guttadauro's teammates embraced her, particularly her classmate, Maya Linton. Both were part of Aston's first recruiting class at UTSA.

"They're two of the ones who came in first with me – they were with a whole class of people and they're the only two left," Aston said. "Maya and Siena have a pretty special bond. All of the returners have a lot of compassion and a lot of patience with her. They've seen what she's been through and they appreciate it. The team has welcomed her and Dante with open arms."

Six months into Guttadauro's pregnancy, her mom, Rosella, came to be with her in San Antonio and her dad, Joe, has now also made the move. She also credits the support of her three brothers - Joey, Anthony and Dominic.

"My mom is my saving grace," she said. "I wouldn't be able to do any of this without her. It's been a good balance because of my family. If they weren't here, I wouldn't be playing basketball. Because of them is how I can do this."

Sports was a central focus of Guttadauro's family when she was growing up in the Silicon Valley region.

Her father played collegiate soccer at Santa Clara. Her brother Anthony competed in NCAA Division III football at Linfield University in McMinnville, Ore. Watching and playing sports have been a part of daily life for as long as Guttadauro can remember.

"It's just been my whole life," she said. "I have three older brothers, and my dad is a sports fanatic. It's the first thing that we did once we were able to walk – it was 'let's pick up a couple sports; let's get going.'"

Guttadauro is majoring in communications within the College of Liberal and Fine Arts at UT San Antonio. She looks to pursue a career in sports following graduation and is considering a variety of paths including broadcasting, coaching and analytics.

* * * * *

It is said that patience is a virtue and it's one that Guttadauro immediately learned since becoming a parent, something she says has never been more evident than going through the process of changing diapers.

"I realized very quickly how impatient I am," she said. "It will teach you something about patience for sure."

Aston has noticed the transformation in Guttadauro, something she acknowledges has also proven beneficial in Guttadauro's return to the basketball court and role on the team.

"You can't get around how much having a child changes a life and how you get perspective on what's important and what's not," Aston said. "As long as I've known Siena, basketball has been the most important thing in her life. She's shifted and realizes that there are a lot bigger things than basketball and sports. What I've noticed most is that she's found a different, more mature voice, even on the sideline. She's developed some leadership skills that I thought were very necessary for growth for her."

Guttadauro's coach, herself a mother to eight-year-old Marilyn, sees her pupil's journey into motherhood as a complement to her basketball and career aspirations.

"It's part of life; it's not an end at all," Aston said. "You can look at players across the professional ranks that have had children. They come back and have been successful players for their teams and successful moms. What's important for me is to show her that anything is possible and not to put limits on yourself."

As for Guttadauro, she's embraced the change, all with the support of her coaches, teammates and family members. She looks forward to her next chapter, focused on motherhood, her education and basketball.

"That was the best feeling ever being able to come back," Guttadauro said. "It's all part of the journey. My story is different than anybody else's and that's the whole point."

#

FIRST GENERATION SPOTLIGHT: UTSA WOMEN'S BASKETBALL'S EREAUNA HARDAWAY

By: Sean Cartell / UTSA Athletics

Ereauna Hardaway will be a senior on the UTSA Women's Basketball team in 2025-26 after transferring from the University of North Texas. Hardaway is a first-generation college student from Jonesboro, Ark., majoring in public health in UT San Antonio's College for Health, Community and Policy.

Q: Why is attending college and graduating important for you?

Ereauna Hardaway: "Because my parents didn't do it. I'm my parents' first kid together so being the first would be exciting for me and them. I know they will be happy to see me graduate. I have an older brother who graduated too, so he keeps me on my toes. If he graduated, I can graduate too. If he's going to medical school, I want to try to get my master's. I just want to be the best version of myself."

Q: What does it mean to you to be a first-generation college student?

Ereauna Hardaway: "It means a lot. My parents didn't complete college. Getting a degree means so much. I've been telling my parents that I can't wait to graduate. That's my goal. I can't wait to get my diploma and hang it up."

Q: How impactful is it to attend UTSA, where approximately 45 percent of students are first-generation, including more than one-third of student-athletes?

Ereauna Hardaway: "I think it's cool. We can all learn from each other and understand each other a little bit more. It gives us motivation to graduate."

Q: How important is competing in athletics to first-generation college students?

Ereauna Hardaway: "I think it's really important. I feel like being around other first-generation students keeps you going, but competing in sports is important. You have your teammates to lean on and support from other people. It's even more motivation because everybody believes in you and knows that you can do it."

Q: What advice would you give to other first-generation college students?

Ereauna Hardaway: "You can do it. Nothing is ever too hard if you put your mind to it, find the time, and be proactive instead of reactive. You can do it."

###

FIRST GENERATION SPOTLIGHT: UTSA WOMEN'S BASKETBALL'S MAYA LINTON

By: Sean Cartell / UTSA Athletics

Maya Linton will be a senior on the UTSA Women's Basketball team in 2025-26. Linton is a first-generation college student from Duncanville, Texas, majoring in psychology in UTSA's College for Health, Community and Policy.

Q: Why is attending college and graduating important for you?

Maya Linton: "It's important to me because it just really shows all of the hard work that I've put in over the years. As much effort as I put into my sport, I put into my education. I want to make a name for myself and having opportunities on and off the court is something really big for me. It's also a really big moment, not just for me, but for my family to give thanks back to them. Getting a degree is really important."

Q: What does it mean to you to be a first-generation college student?

Maya Linton: "It means a lot. I've proven to myself that I can do it and that I can do anything I put my mind to. It's something that I'm very proud of myself for."

Q: How impactful is it to attend UTSA, where approximately 45 percent of students are first-generation, including more than one-third of student-athletes?

Maya Linton: "It's amazing. UTSA has been home to me since I've gotten here. Just being a first-generation student and being surrounded by that in my atmosphere is just amazing. Seeing people come from what they come from – all different backgrounds – and we can still pursue what we want to and the careers that we want to have."

Q: How important is competing in athletics to first-generation college students?

Maya Linton: "It's very important and it's very special. I want to create a career for myself on and off the court. If basketball falls through, I know that I have opportunities in the real world and the workforce. I can make a name for myself outside of my sport and have an identity for myself outside of my sport. It's really special."

Q: What advice would you give to other first-generation college students?

Maya Linton: "It doesn't matter where you come from, what happened to you or what's in your past, it's all about your future. No matter where you came from, as long as you follow your dreams and follow your heart, anything can be possible."

BORN TO COACH: UTSA WOMEN'S BASKETBALL'S CAMERON MILES

By: Sean Cartell / UTSA Athletics

SAN ANTONIO – Basketball has been a part of Cameron Miles' life since the moment he was born.

Miles, UTSA women's basketball's associate head coach, grew up in a family where it was the unifying theme. His parents had a great passion for the sport, his brother CJ played 16 seasons in the National Basketball Association and his sisters also played, including Andrea who competed collegiately at Rogers State University.

It wasn't that they were forced into playing basketball, Miles and his siblings developed their passion for the sport organically.

"As soon as I can remember, I was playing basketball," Miles said. "We played every sport. We did piano. We were in the band. Me and my older sister were on the chess team. My parents put us in anything and everything we wanted to try. I think they just tried to cultivate whatever interest we showed as kids and it had a way of keeping us occupied. We were always busy."

As central as it was to his life, Miles never saw himself coaching basketball.

So, when did he decide that coaching was his future career path?

"When I was coaching," Miles said with a laugh. "I had a lot of people when I was growing up say, 'You're going to be a good coach one day.' I always thought I was going to be playing, and it would be hard to be a coach when I'm playing. When I first got an opportunity, I said no. But I fell in love with it. It made me want to do it every day and I've been coaching ever since."

Miles began his collegiate coaching career in 2016 and was a member of head coach Karen Aston's first staff at UTSA in 2021-22. His responsibilities have grown over the years, as has the Roadrunners' success. Miles was the assistant coach and coordinator of scouting on UTSA's American Conference regular-season championship team last season.

"To be able to be successful in this profession, you really have to love it; it can't just be a job," Aston said. "I think Cam loves the game of basketball and loves the teaching side of the game. It really rings true to who he is."

Miles describes himself as a simple man.

The son of Calvin and Lanis Miles, he grew up in the greater Dallas area, where his father is the long-time minister at Coleman Street Church of Christ in Kaufman. Miles recalls attending church each Wednesday and Sunday growing up.

"My parents instilled a lot in us to kind of just be where we are now," he said. "I attribute all of this to them and everything I do is for my parents. They sacrificed so much for four kids to play sports – sometimes in four different cities. My dad would always tell us, 'I want your life to be better than my life and I want your kids' lives to be better than yours.' My parents gave us an amazing life."

His father played football at what was then East Texas State University, now East Texas A&M University, but has always loved the sport of basketball.

"I remember growing up, him and my uncles were going to recs and YMCAs to play basketball and me and CJ tagged along," Miles said. "The two of us would be on the other basket shooting around. I think that's where my love of the game came from – watching him do it for fun on the weekends."

Cameron's brother CJ was three years his senior and, with both fully invested in playing basketball at a high level, it created a competitive household environment.

"Me and CJ would compete about everything," Miles said. "Even if he didn't know we were competing, I was. I think my sisters did that as well. Through that, it bred some really good basketball players and some really good athletes. It was positive. My parents didn't put that on us, we chose to create that competition."

Miles prepped at Dallas Skyline High School, where as a senior he averaged 15.5 points per game, 3.8 rebounds per game and 8.0 assists per game. He was an all-state selection and a McDonald's All-America nominee. TexasHoop.com rated him No. 27 on their Top-100 Class of 2009.

Miles chose to attend the University of San Diego, where he played in 114 career games as a guard for the Toreros. He graduated from the university with a bachelor's degree in ethnic studies.

He attempted to continue playing basketball overseas, but an extended professional career wasn't in the cards for Miles. Robin Harmony, a prolific guard at the University of Miami in the early 1980s, was the head coach at Lamar University in Beaumont and sought out Miles to begin his collegiate coaching career, coordinating team operations and pursuing his master's degree.

"I didn't want to do that," Miles said. "But I was 25 or 26 years old and I kind of realized that I didn't have a job, and I had to figure something out. She brought me in to be her GA and I fell in love with it – just being in that gym, being around those kids and being able to share the knowledge of the game that I had learned."

It was super cool to see them accept me and take the words I was giving them and put it into action, and I watched them get better.”

Since joining the coaching ranks, Miles understands and appreciates the impact that basketball has had on his life.

“I’ve seen so many things and I’ve been so many places,” Miles said. “I tell people all the time that I got two degrees completely free because of a basketball. I think the fact that I started coaching later, I was more mature and could look back and understand why I’m doing things.”

* * * * *

Miles understands that his journey has been different than most. For his brother – one of his best friends – to have enjoyed a lengthy career in the NBA has exposed Miles to a unique set of experiences.

“That is probably one of the biggest things I use,” he said. “I know that I’ve lived a life that a lot of people don’t get to live. It’s only a very small percentage of people and it wasn’t even me that went to the NBA. I’m very observant and I paid attention to everything.”

Miles recalls accompanying his brother to training sessions with Smush Parker, Carlos Boozer and Deron Williams. It has inspired him to be the best coach he can be daily to help his players reach their dreams.

“When it was my turn to go pro and things didn’t work out exactly how I wanted them to, I knew that I never wanted to feel that way again,” Miles said. “I knew that I wanted to help kids reach their goals and not go through what I went through. I can look back on those experiences when I was in the gym with these pros and try to emulate how they were working.”

Miles has been able to translate that knowledge to his players at UTSA, where he has earned a reputation for building strong relationships and developing post players.

“There’s always somebody else working harder – I know for a fact because I’ve seen it,” Miles said. “I think that’s been able to help me and I think they trust me. The fact that my brother is around and they can see him and talk to him, it doesn’t seem like a fairytale. He really did this. I base everything off the experiences in my life – my brother going to the NBA, me playing in college and me playing overseas. I revert back to some of my memories of doing this. I remember, ‘This workout was hard, I’m going to make our players do it and let them see that this is what it takes.’”

* * * * *

When the opportunity to move to San Antonio and coach for the Roadrunners under Aston’s direction was presented to Miles, he jumped at it.

He had transitioned into a full-time assistant coach at Lamar in the spring of 2018 and then followed Harmony to the College of Charleston. During the 2018-19 campaign at Lamar, the Cardinals posted a 24-7 record, won the Southland Conference regular-season title and made their second consecutive Women’s National Invitation Tournament appearance.

While in Beaumont, he had worked alongside Empress Davenport, one of Aston’s former Texas standouts who helped the Longhorns reach the NCAA Elite Eight in her senior season of 2015-16. Aston had hired Davenport, who recommended Miles, to her inaugural Roadrunners staff after being named head coach in March 2021.

“It was kind of a chance that I took on Cam,” Aston said. “I knew that Jamie [Carey] and Empress were both coming and both had expertise with guards. I was really looking for someone who could give a different perspective. Empress had worked with him at Lamar. He had coached AAU a little bit and worked with [Aston’s former Texas players] Jada Underwood and Joyner Holmes. All of that indicated this was going to be a good fit. I thought he was exactly what I was looking for.”

Miles was looking for a chance to return to his home state of Texas, particularly since his brother CJ and CJ’s wife Lauren had moved to San Antonio. The ambiguity that the COVID-19 pandemic created left Miles looking for greater stability in his life and he placed a greater importance on being near his family.

“Empress kind of dropped my name to Karen and the conversation we had was so perfect,” Miles said. “It was a no-brainer. It was a way to get closer to home in a time of uncertainty. I took the opportunity and I’m so happy I did. Karen has elevated me and made me so much better. I feel the growth every day.”

The first two years were a rebuilding project for Aston and her staff. They inherited a program that had won just two games the year prior and needed the infusion of new energy and talent.

With Aston, one of collegiate basketball’s most accomplished and respected coaches, it didn’t take long until the Roadrunners were making a steady ascent. In year three [2023-24], UTSA made the WNIT and earned the first postseason victory in program history.

Miles was greatly impacting not only the results on the court, but the lives of the student-athletes in the Roadrunners’ program.

“First and foremost, Cam is a relationship builder,” Aston said. “It was clear very, very quickly that he had a way of communicating with young people and getting them to respond to him and respond to what we needed to get done. Assistant coaches, in my opinion, their No. 1 jobs aside from recruiting are to make sure that our players are developing, and they feel like there is someone here all the time to help them go what they are going through as college athletes.”

Cam is way ahead of the curve in that area.”

In the summer of 2024, he added responsibility as the team’s coordinator of scouting. This spring, when associate head coach Jamie Carey left to become the head coach at Omaha, Aston elevated Miles to the role.

“It was just such a natural progression for him,” Aston said. “There was not a second thought from me about who needed to step into that role. Now when I’m not around, he’s in charge. He’s the one that leads the other assistants. He’s my sounding board. With real leaders, their biggest areas of growth is that they find their voice, get confidence and their leadership comes through. That’s what’s happened with him.”

When University of Southern California star Jordyn Jenkins, the Pac-12 Conference’s Most Improved Player in 2021-22, made the decision to transfer to UTSA, it was perhaps the most impactful moment in accelerating the speed of the Roadrunners’ upward trajectory.

She made an immediate difference, being named the Conference USA Player of the Year in her first season in San Antonio. Jenkins capped her UTSA career as the 2024-25 American Conference Player of the Year and cutting down the nets at the Convocation Center as American Conference regular-season champions.

Miles worked directly with Jenkins as her position coach.

“She was a pro when she walked in the door,” Miles said. “For me, it was just about showing up for her. Jordyn would text me every night, ‘Coach, can we shoot at this time? Coach, can we work out?’ So, all I had to do was show up and bring energy. She wanted somebody to be there for her. If she felt it, you got to see the results of it. The work came naturally. We are both gym rats. We love being in the gym, we love shooting and talking and building in that atmosphere. Our relationship grew and, through that, her confidence grew through being in Karen’s program. It was really, really fun.”

To complement Jenkins in the post, Miles recruited highly touted Idara Udo – and later her sister Sema – from Plano East High School. Udo, who started for the Roadrunners from the beginning, was a second-team All-American Conference selection last season and enters this year as UTSA’s headliner.

Miles has found the development of the players he’s brought into the program to be relatively easy, he says, because of their character as individuals.

“Jordy and Iggy [Idara Udo] are some of the best people I’ve met,” he said. “I have really, really good relationships with both of them and the other kids here. We talk about everything and they realize Coach Cam really cares. We build with them and we learn them and they learn us. It’s more than basketball.”

In today’s age of collegiate basketball, retaining a roster has become increasingly difficult. Programs like UTSA, which succeed at the mid-major level and develop a reputation for elite player development, are often at risk of losing their stars to Power 4 institutions that can provide strong financial support through revenue sharing and Name, Image and Likeness.

Coupled with strong administrative support for women’s basketball revenue sharing, the Roadrunners have been largely immune to the roster turnover that exists at many peer programs. Players like Jenkins and Udo, who have made big impacts and put up impressive numbers, could have easily chosen to leave the Roadrunners. But the relationships they have built with their coaches, the university and their fan base have kept them in the blue and orange.

“The climate that we’re working in now, it can be really hard,” Miles said. “I feel like I’m a basketball purist – some of us do still exist. If you can focus on the right kids from the right families who want to get better in this game, get better off the floor and play for coaches who will teach them more than just basketball and help them mature in other ways, the money becomes secondary.”

“Through Karen’s leadership, the way she makes us think about things and approach recruiting, we haven’t run into many of those recruiting situations where money is at the forefront. I’m transparent and say that I understand that money is involved. But we’re relationship oriented. It’s not transactional. If you can keep that at the forefront, I think that helps with the climate we’re living in now.”

Miles has spent more than a decade helping young women grow as basketball players and as people. But his life changed significantly in the past year when he and his wife, Aliyah, welcomed their daughter Arlee.

For someone who has always been focused on family, the opportunity to be a parent is something Miles has thoroughly enjoyed. It has given him perspective and additional balance within his life.

“We had a really uncommon year last year and that might have been the hardest thing about last year,” he said. “My little girl doesn’t care if daddy has been gone for three days. She doesn’t care if we had hard workouts. She wants to play – ‘Daddy’s here, let’s go.’ I love watching her grow. I love watching her process things. I leave for four days and come back and she’s like a completely different person.”

Miles wife Aliyah, a talent acquisition partner at UT Health San Antonio, has been the stabilizing force for their family, balancing Arlee’s development amidst the hectic schedule of collegiate basketball coaching and her own demanding career.

"She knew she was marrying a basketball coach, so she knew what she was getting into," Miles said. "She's the MVP and I'm so thankful for her. It was hard figuring out how to manage that part, but we figured it out."

Among Arlee's interests is watching Ms. Rachel, a children's content creator. Miles is constantly impressed with what his young daughter learns on a daily basis both in their home environment and through educational programming.

"She's been teaching me things," Miles says. "She's been learning different things from Ms. Rachel and coming back and teaching me. She's learning sign language. I can't wait to watch her get older and continue to mature and learn. I'm just so in love with her."

* * * * *

Aston's coaching tree is one that has many branches. Just as she's known for her ability to develop players, she also is renowned for producing head coaches who are ready to take on their next challenge.

Being a collegiate head coach has many facets and extends far beyond Xs and Os and recruiting. Aston views it as her responsibility to help prepare her assistants to be as ready as they can be for all aspects of the job.

"It's very high level," Miles said. "With Karen, I like to use the word elite. Everything she does has a purpose, even if you don't notice it. You will catch on to it as time goes. She has grown me to unfathomable levels. I didn't think I would be this detail-oriented about the game. A lot of things came natural to me as a player, so the coaching came natural. But through her, she has made me focus on certain things.

"The way she thinks off the floor, the things she focuses on, that's the part that's really elevated me as a coach," he continued. "I've been around basketball my entire life, but it's the business part, the head coaches meetings, the NIL/rev share meetings, the public speaking. Just letting me be a fly on the wall, I learn so much. I feel more confident talking to people because I have an understanding of all that is going on, it's not just basketball."

While Aston has continued to give Miles increasing responsibility, she's found it to be something that he has constantly embraced. She has been impressed by his commitment to his own growth.

"He's very open to it; he's hungry," Aston said. "A lot of young coaches want to jump ship and keep moving. Cam has really wanted to keep growing and maturing. His ability to grow has been because he's been willing to do that. Each year I've given him more responsibilities and I'm putting him in situations where he can see what a head coach can be."

Miles is challenged daily in his new role. He understands that becoming a head coach isn't just a title to be chased. It's a responsibility that requires a tremendous amount of preparation.

"Karen is putting me in situations where it's like, 'Do you want this or not?'" Miles said. "And I still do. She's helping me understand that if you want to be a head coach, a lot of the basketball goes away. Grasping that has been the biggest thing for me. A lot of people are turned off by it, but I still want it. I'm thankful that she's putting me in these situations. I'm grateful for her because she is elevating us in more than one way here."

* * * * *

As the calendar turns to the 2025-26 season, Miles is excited to start the new year in his new role. Seated across from the bench, as always, will be his family. It's a constant motivator for Miles and the entire team.

"The fact that we have that type of support system here with our families and our families being so engaged and entrenched into what we have going on means the world," he said. "The girls see it and I think their families see it. The family atmosphere that everybody asks about, our players actually feel it."

He knows the support for the Roadrunners will only continue to grow and he knows that he, Aston and their staff have created a program that is built to last.

"You have to put a product on the floor and if you do that, people will come," Miles said. "A lot of that comes from Karen and her leadership and the product that we're putting on the floor. With her continuing to lead the way she does, I see this program growing and growing and growing."

#

GROWING AND GLOWING: UTSA WOMEN'S BASKETBALL'S HAMMONDS DEVELOPS INTO KEY CONTRIBUTOR

By: Sean Cartell / UTSA Athletics

SAN ANTONIO – It seemed unlikely that Mia Hammonds would become a basketball player. And it had nothing to do with her athleticism – in fact, far from it.

Even though both her parents and her siblings played basketball, including her father Donnell who competed collegiately at NCAA Division III member Virginia Wesleyan and later coached the sport, Hammonds was initially drawn to track & field.

"I was just a tall baby," said Hammonds, now 6-foot-3. "I'm really fast and I'm really flexible. That got me into the hurdles and high jump. Track is so multi-dimensional, and it was so easy to get into it and find multiple fun things within it."

Hammonds moved from Virginia to Texas at the age of 9 and lived in multiple cities due to her father's career in the United States Army. She took up basketball when she came to the Lone Star State, but didn't begin to take it seriously until high school.

"Basically, all of my life, I ran track when everybody in my family had played basketball," Hammonds said. "When I was in Virginia, all I did was run track all year. By the time, I got to high school, I was really just looking for a different sport to play. Basketball is a team sport, and I think team sports really help you to boost yourself and your teammates. I was always around it, so I thought, 'Why haven't I tried to get into this?'"

Initially, her basketball-loving family was skeptical.

"They thought track was my thing," Hammonds said with a laugh. "They said, 'You're tall, your legs are long; you're meant to run.' I think even past my sophomore year, I really showed them that I wanted to do it. So, they invested in me, they helped me a lot and they're still in the stands cheering for me every game."

* * * * *

At Cibolo Steele High School in the greater San Antonio area, Hammonds was approached by Jeffery Chatman, then the school's girls basketball head coach, about joining the team. That interaction would change her entire path.

"My coach came up to me and he said, 'I really think you should try out. You're tall and you're built to play basketball,'" Hammonds said. "I gave it a chance. I almost quit my freshman year, but I just kept working. I joined an AAU team. People saw something in me, even when I didn't see it in myself. It made me work a lot harder. Now I see more in myself, and I want more for myself in both basketball and in life."

While her first season playing competitive basketball was difficult for Hammonds, she was energized by the potential. She went to work and, only then, began realizing she might one day be able to play collegiately.

"After my freshman year, I realized that if I didn't get it together, I wouldn't be on the team," Hammonds said. "And it wouldn't be my choice, it would be somebody else's choice. That summer, I really locked in. I wanted to play basketball and I wanted to show everybody that I could be better at this. I think I just improved every year throughout high school."

Hammonds' sophomore season coincided with Karen Aston's first season as UTSA's head coach. Aston was looking to keep San Antonio's best players at home and build a championship program with the Roadrunners. She immediately took notice of Hammonds.

"I think Coach Aston just saw a lot in me even when I didn't see it in myself," Hammonds said. "I talked to her a lot my sophomore year in high school. I had basically just started playing for real. I worked hard so everybody else could see that, one day, I was going to be who I am right now."

Hammonds made dramatic improvements each year of her high school career. As a sophomore, she was an All-District 27-6A selection. By her junior year, Hammonds was the District's Most Valuable Player. The San Antonio Express-News named her to the Class 6A All-Area Super Team in 2022-23. She played AAU basketball at San Antonio's Finest for Coach Ray Caldwell.

The raw talent that Aston first identified was coming to fruition.

"There is an enormous amount of potential," Aston said. "Mia is a phenomenal athlete. She's not been playing basketball very long at all and her ceiling is extremely high."

The opportunity to attend UTSA and play for her hometown team was incredibly appealing to Hammonds.

"There's become this thing where San Antonio basketball players don't leave San Antonio," she said. "I came here to represent my city-extended, because I'm from Cibolo."

* * * * *

As a freshman for the Roadrunners, Hammonds joined a team of veteran standouts that, over the course of Aston's tenure, had built themselves into a championship contender. Not only did the coaching staff mentor Hammonds, but she had a great group of older players from which to learn.

Still, the adjustment to the next level was a challenge for Hammonds.

"I don't know what I was expecting from college, but it was pretty hard," she said. "I had to learn how to grow up and be more mature. I'm still learning and growing every day in basketball and in life."

As a rookie, Hammonds saw action in 16 games, averaging eight minutes per contest. She helped the Roadrunners win the 2024-25 American Conference regular-season championship, make their second consecutive postseason appearance and post a 26-5 overall record. On March 1 of last year, Hammonds was among the players drenched in confetti and cutting down the net at the Convo.

"It took a lot of hard days," Hammonds said of UTSA winning a league championship. "It took work, communication and being a team."

Hammonds knew that in order to be the player that she needed to be at the collegiate level, it would take a significant amount of work over this past summer. She was ready for the challenge.

"I've definitely grown a lot," Hammonds said. "I've been believing in myself more and more because I didn't have that confidence last year. You need a lot of confidence to play basketball efficiently at this level. I've put all my trust in my coaches and taken their feedback, just trying to make my game better. Just taking that and getting in the gym and building confidence off of skill and hard work, that did a lot for me."

The growth Hammonds has experienced was immediately on display as UTSA played host to Texas A&M-San Antonio this past October in an exhibition game as part of the San Antonio Challenge. Her development, which has continued throughout each game, is evident to her teammates.

"We see her driving and I almost forget to go rebound because I know it's about to go in," quipped senior forward Cheyenne Rowe. "She's definitely more confident now. She's also stronger. Mia is smarter and she'll definitely get what she deserves. She's been working hard."

Hammonds has played significant minutes this season, averaging 25.7 per game. Her progress on the court has been a large reason for her playing time, but those minutes have been even further increased due to some injuries that the team sustained in the offseason. Aston sees it as an opportunity for Hammonds to accelerate her growth.

"There's way more growth ahead for her, but the fact that she's playing these type of minutes is going to give her the opportunity to see what this level is really all about and what it takes," Aston said. "She'll go through the year and have a lot of ups and downs, there's no question. But I think where her real immense growth will happen is when she's able to take a deep breath – probably after this season – and she gets a taste of where she is and where she can be."

Through 11 contests this season, Hammonds is averaging 7.1 points per game and 4.9 rebounds per game. She's blocked a squad-best nine shots this year. While some players may focus on scoring points and the flashy offensive plays, Hammonds – like Aston – enjoys defense the most.

"I just like being able to help my team," Hammonds said. "I try to bring my best energy, especially on defense. Defensive energy really lights up the whole team. I understand everybody wants to put the ball in the basket – and I want to do that too – but I think being able to defend somebody, especially when it's the other team's best player, and shutting them down helps your whole team dynamic. Your defense plays into your offense."

Aston, who is in her 18th season as a collegiate head coach with more than 350 career victories to her name, knows that college athletics has changed. The modern era that includes revenue sharing, Name, Image and Likeness, and the transfer portal has led to significant player movement, which can be disruptive to student-athlete development. If Hammonds can stay committed to the process, Aston is confident her pupil will become an elite player.

"Unfortunately, a lot of people don't have that type of patience," Aston said. "If Mia stays the course, understands the value of the minutes she's going to play this year and the value of the opportunity, her window of opportunity is huge and the potential to get so much better is fun to think of and will be fun to watch."

On the day of the interview, Aston noted that Hammonds had been in her office at 8:30 a.m. watching film. She believes Hammonds is a player who has both the patience and the interest in reaching her full potential.

"She has a desire to be a really good basketball player," Aston said. "If you take the desire with the talent, then something good is going to happen there."

It's in Hammonds's nature to stay grounded in the present with an eye on her future goals.

Beyond the basketball court, she is working hard towards a future career that she discovered in high school. A communications major in UTSA's College of Liberal and Fine Arts, Hammonds is preparing to one day become a broadcaster, whenever the ball stops bouncing.

"My freshman year of high school, I was online for half of the year [due to COVID-19]," she said. "I looked into all the programs and when I was finally able to come back to school, I looked at the Knightly News. It was a broadcast program and I just thought, 'I want to do that.' Getting behind a camera at a younger age in high school made me love it and want to do it."

Hammonds feels that a career in broadcasting is a perfect fit, both for her skill set and her personality. Through her basketball career, she has gained an appreciation for being a public figure and the way she can impact others.

"I love to be in front of the camera because I just feel like I want to light people up on the other side of the screen," Hammonds said. "I want people to be excited to watch us play basketball and, from a different perspective, I just want to give people energy on the screen. But I also like being behind the camera. I did some camera work and I like photography, as well."

With the investment she has made in her future career, Hammonds is well-positioned to enter the broadcasting field. But if she's able to reach her full potential in basketball, her playing career may last much longer than her four years at UTSA.

* * * * *

As the Roadrunners enter American Conference play on Tuesday, Hammonds knows she will need to play an important role for UTSA to achieve its goals.

She's embraced being a role model for young basketball players in the San Antonio and a great representative for her community back in Cibolo. Hammonds hopes to see a large contingent of fans supporting the Roadrunners for every game.

"I get excited for everybody who shows up," she said. "Taking pictures with San Antonio schools, kids asking me questions after the games and just seeing people I know in the crowd. San Antonio is basically my extended city, and I came here to represent them."

While Hammonds has been an important part of UTSA's success so far this season, she knows that there is more work to be done and more growth to experience. What she is committed to bringing every day is great effort, something everyone – from her coaches to her teammates to the fans – will appreciate.

"I'm a big energy person, so if I can give energy to my teammates, I'm going to do that," Hammonds said. "Running the floor is something coach wants from me every time. If I can be the first one down the floor, I'm going to be the first one down the floor every time."

A FRESH PERSPECTIVE: UTSA WOMEN'S BASKETBALL'S ADRIANA ROBLES

By: Sean Cartell / UTSA Athletics

SAN ANTONIO – Adriana Robles' love of basketball was developed at a very early age. Some of the UTSA freshman point guard's earliest memories are of sitting on the couch with her dad, Edfren, and watching National Basketball Association games.

"It's been my whole life, literally," Robles said. "I started playing basketball because of my dad. He watched the NBA a lot. I started loving basketball more and more and he started training me. It was a great bonding experience."

Hailing from Arecibo, Puerto Rico, Robles moved to the United States at the age of 8, following her father's career to the Dallas-Fort Worth Metroplex along with her mom, Michelle, and her sister, Alanis.

Basketball was the constant.

"I started playing basketball in the first or second grade," she said. "As soon as I moved to the United States, my mom took me to the YMCA and that's how I kept playing. I was playing with boys most of the time."

Robles' transition to the United States wasn't an easy one. She only spoke Spanish and was often frustrated by the challenge of communicating.

"It was really tough because I had a language barrier," Robles said. "I didn't know English at all, so the first two to three years, I was still learning English. It was easier for me to adapt since I was young, but I was still struggling. I would go home and cry because I was a kid, and I couldn't really talk to people. It was something that built me into who I am today, so I appreciate that."

At Fossil Ridge High School in Fort Worth, Robles excelled on the hardwood. She scored more than 1,000 career points and earned three First-Team All-District Awards. As a junior in 2023-24, she was the District Offensive Player of the Year. Robles was also an outstanding student, claiming Academic All-District honors with a 4.7 weighted grade-point average.

Competing for Texas LoneStar Basketball, as part of adidas 3 Stripe Select Basketball, Robles caught the eye of UTSA head coach Karen Aston.

"KA came to some of my games in Bryan, Texas," Robles said. "She initiated the conversation with me. We talked a lot and it was just amazing. She's a really fun person to learn from. She's tough on us point guards, but I think that's a good thing. I feel like I've learned so much from her and I just want to continue to learn from her."

Robles also had the opportunity to play for the junior Puerto Rican National Teams, which proved to be an incredibly meaningful experience for her.

"I started playing for the national team when I was 15," Robles said. "They called my dad, I went and it was an awesome experience that I honestly had no idea was possible. It was like a dream come true and an unbelievable experience."

Representing Puerto Rico at the FIBA U18 Americup, Robles posted 10.3 points per game, 3.7 rebounds per game and 2.5 assists per game en route to the quarterfinals. A year prior at the U17 World Cup, she averaged 14.9 points per game, 4.3 rebounds per game and 3.6 assists per game.

When she arrived in San Antonio, Robles felt ahead of the curve because of her national team experience.

"It prepared me for the scouting stuff and some terminology that they use here," she said. "It really prepared me to play in college."

Robles was one of two point guards to join the Roadrunners for the 2025-26 season, filling the spot previously held by fellow Puerto Rican Nina De Leon Negron. It was a perfect pairing for Robles, a rookie, with Ereauna Hardaway, who played three seasons at North Texas prior to transferring to UTSA.

"I call her 'Granny,'" Robles said of Hardaway. "We're kind of similar; we're really good at playmaking. It's been really fun learning from her and talking to her as a person, as well. She's been playing in this conference now for four years, so I'm trying to learn as much as I can from her."

While two players vying for time at the same spot could lead to a rivalry, Hardaway and Robles have become complimentary talents.

"We competed throughout the whole summer, but I'm so glad we're on the same team," Robles said. "I'm so glad I get to learn from her. It's a good competitiveness – no bad blood. It's fun."

As a freshman, Robles has played in all 13 games for the Roadrunners with five starts. She is averaging 2.2 assists per game to complement 5.5 points per game and 2.0 rebounds per contest. Robles is seeing more than 20 minutes of action per game, has already won an American Conference Freshman of the Week accolade and has been a major driver in the team's success.

"Not many people have this opportunity," Robles said. "I'm blessed that I do have this opportunity and I'm just going to take advantage of it as much as I can."

Academically, Robles is a kinesiology major in UT San Antonio's College for Health, Community and Policy. Once her collegiate career has concluded, she looks forward to playing professionally overseas and ultimately pursuing a career as a physical therapist, working specifically with athletes.

"I want to help athletes recover from injuries because I've been through a lot of injuries myself," she said. "I think I'll be able to relate to them. If I can help them through a process that we all have to go through, that is going to toughen them up both mentally and physically."

For now, Robles is focused on helping her team, which enters Saturday's 12 p.m. game against Charlotte with a 2-0 American Conference record, be as successful as possible. Adjusting from playing in high school to a key role on a championship-level team has come with its challenges, but Robles is grateful to be a Roadrunner.

"Transitions can be tough, but I feel like the support of the coaching staff has been amazing," Robles said. "I came to UTSA because it felt like home. I love the program, the culture and the player development. It feels like you're at home and you're with your sisters every single day. It's just amazing. I love it."