Official Basketball Box Score - Final

UTSA at Tulsa

02/22/26 Donald W. Reynolds Center, Tulsa, Okla.

2025-26 Men's Basketball

Game Time: 3:00 PM
Game Duration: 1:55
Attendance: 3,618

Officials: Courtney Green, Keith Kimble, Lee Cassell

UTSA - 74 **Record: 5-22 (1-14)**

NO.	Name		Min	FG M-A	3P M-A	FT M-A	Rebounds OR	DR	TOT	Fouls PF	FD	TP	AS	TO	ST	Blocks BS	BA	+/-
4	Brent Moss	F	31:28	3-8	2-4	0-0	0	2	2	2	1	8	3	2	1	1	0	-23
23	Matheo Coffi	F	29:55	2-5	2-5	0-0	0	4	4	2	0	6	2	0	0	1	0	-16
24	Baboucarr Njie	F	30:22	3-9	0-1	2-2	1	3	4	1	1	8	1	3	0	0	0	-27
0	Dorian Hayes	G	30:59	7-11	4-7	1-1	0	2	2	4	2	19	3	1	1	0	0	-15
7	Jamir Simpson	G	35:57	7-17	2-7	4-4	3	2	5	3	3	20	3	1	0	0	2	-11
1	Kaidon Rayfield		18:11	1-4	0-1	1-2	0	2	2	5	2	3	1	2	1	0	0	-23
12	Daniel Akitoby		15:13	4-6	1-1	1-2	0	1	1	0	2	10	0	0	1	0	0	-10
8	LJ Brown		07:55	0-1	0-0	0-0	0	1	1	1	0	0	0	1	0	0	0	-5
Team							1	3	4	0		0		1				
Totals				27-61	11-26	9-11	5	20	25	18	11	74	13	11	4	2	2	-26

Major Fouls: NONE

Shooting By Period			
1st	FG%	13-31	41.9%
	3PT%	6-14	42.9%
	FT%	5-6	83.3%
2nd	FG%	14-30	46.7%
	3PT%	5-12	41.7%
	FT%	4-5	80%
GM	FG%	27-61	44.3%
	3PT%	11-26	42.3%
	FT%	9-11	81.8%

Dead Ball Rebounds: 2, 1

Tulsa - 100 **Record: 22-6 (10-5)**

NO.	Name		Min	FG M-A	3P M-A	FT M-A	Rebounds OR	DR	TOT	Fouls PF	FD	TP	AS	TO	ST	Blocks BS	BA	+/-
9	Tyler Behrend	F	25:03	2-3	0-0	0-0	2	3	5	0	1	4	3	0	0	0	0	19
23	David Green	F	27:39	9-13	3-4	6-8	0	3	3	2	4	27	2	1	2	0	0	13
0	Ade Popoola	G	30:43	8-15	7-13	3-4	2	8	10	0	2	26	1	1	5	1	0	15
10	Tylen Riley	G	27:51	4-8	0-0	5-6	0	3	3	1	5	13	6	1	1	0	0	20
14	Miles Barnstable	G	27:06	3-9	1-6	0-0	4	1	5	2	0	7	2	1	0	0	1	11
6	Romad Dean		21:47	4-5	0-1	3-3	0	6	6	2	3	11	2	1	1	0	0	27
35	Ian Smikle		12:34	1-1	0-0	0-0	0	3	3	1	1	2	2	0	0	1	0	12
2	Jaylen Lawal		15:11	1-6	0-3	3-4	0	1	1	1	2	5	4	0	0	0	1	13
15	KJ Martin Jr.		09:04	1-1	0-0	0-0	1	1	2	2	0	2	1	1	0	0	0	2
8	Leon Sifferlin		03:02	1-2	1-2	0-0	0	0	0	0	0	3	0	0	0	0	0	-2
Team							2	0	2	0		0		1				
Totals				34-63	12-29	20-25	11	29	40	11	18	100	23	7	9	2	2	26

Major Fouls: NONE

Shooting By Period			
1st	FG%	18-31	58.1%
	3PT%	8-15	53.3%
	FT%	9-12	75%
2nd	FG%	16-32	50.0%
	3PT%	4-14	28.6%
	FT%	11-13	84.6%
GM	FG%	34-63	54.0%
	3PT%	12-29	41.4%
	FT%	20-25	80.0%

Dead Ball Rebounds: 2, 0

	TSA	TLS
Biggest lead	5 (1st 18:33)	29 (2nd 0:21)
Best Scoring Run	8 (2nd 18:45)	11 (1st 8:16)
Lead Changes	5	
Times Tied	1	
Time with Lead	03:22	35:13

Points from	TSA	TLS
Turnovers	9	19
Paint	28	44
Second Chance	12	11
Fast Breaks	10	31
Bench	13	23

Period by Period Scoring	1st	2nd	TOT
TSA	37	37	74
TLS	53	47	100

NCAA LIVESTATS BY GENIUS SPORTS

Official Basketball Play by Play - First Half

UTSA at Tulsa

02/22/26 Donald W. Reynolds Center, Tulsa, Okla.

2025-26 Men's Basketball

Game Time: 3:00 PM
Game Duration: 1:55
Attendance: 3,618

Officials: Courtney Green, Keith Kimble, Lee Cassell

Period 1

Period Starters:

TLS	0 Popoola A	9 Behrend T	10 Riley T	14 Barnstable M	23 Green D
TSA	0 Hayes D	4 Moss B	7 Simpson J	23 Coffi M	24 Njie B

Game Time	TLS	Score	Diff	TSA
20:00	9 BEHREND T jumpball lost			23 COFFI M jumpball won
19:38		**0-3**	**-3**	4 MOSS B 3pt FG , jump shot made (3)
19:38				23 COFFI M assist (1)
19:21	23 GREEN D 3pt FG , jump shot missed			
19:18	14 BARNSTABLE M offensive rebound (1)			
19:05	10 RILEY T 2pt FG second chance outside the paint, jump shot missed			
19:02				24 NJIE B defensive rebound (1)
18:58	0 POPOOLA A steal (1)			24 NJIE B turnover lost ball (1)
18:52	0 POPOOLA A foul drawn (1)			0 HAYES D foul shooting (1 - 1)
18:52	0 POPOOLA A free throw fast break 1 - 2 made (1)	**1-3**	**-2**	
18:52	0 POPOOLA A free throw fast break 2 - 2 missed			
18:51				23 COFFI M defensive rebound (1)
18:33		**1-6**	**-5**	0 HAYES D 3pt FG , jump shot made (3)
18:33				4 MOSS B assist (1)
18:17	23 GREEN D 2pt FG in the paint, driving layup missed			
18:15				0 HAYES D defensive rebound (1)
18:13	0 POPOOLA A steal (2)			0 HAYES D turnover bad pass (1)
18:10	0 POPOOLA A 3pt FG fast break from turnover, jump shot made (4)	**4-6**	**-2**	
17:47	23 GREEN D steal (1)			24 NJIE B turnover bad pass (2)
17:44	0 POPOOLA A 3pt FG from turnover, jump shot missed			
17:40	offensive rebound (2)			
17:21	10 RILEY T 2pt FG from turnover second chance in the paint, layup made (2)	**6-6**	**0**	
16:55				23 COFFI M 3pt FG , jump shot missed
16:53	0 POPOOLA A defensive rebound (1)			
16:42	14 BARNSTABLE M 2pt FG in the paint, driving layup missed			
16:40				24 NJIE B defensive rebound (2)
16:26				24 NJIE B 2pt FG in the paint, layup missed
16:24	9 BEHREND T defensive rebound (1)			
16:18	0 POPOOLA A 2pt FG fast break in the paint, dunk, made (6)	**8-6**	**2**	
16:18	10 RILEY T assist (1)			
15:44		**8-9**	**-1**	23 COFFI M 3pt FG , jump shot made (3)
15:44				4 MOSS B assist (2)
15:31	0 POPOOLA A 3pt FG , jump shot missed			
15:28				defensive rebound (5)
15:28	Timeout media			
15:28	0 POPOOLA A substitution out			
15:28	9 BEHREND T substitution out			
15:28	6 DEAN R substitution in			
15:28	35 SMIKLE I substitution in			
15:28				23 COFFI M substitution out
15:28				24 NJIE B substitution out

Official Basketball Play by Play - First Half

UTSA at Tulsa

02/22/26 Donald W. Reynolds Center, Tulsa, Okla.

2025-26 Men's Basketball

Game Time: 3:00 PM
Game Duration: 1:55
Attendance: 3,618

Officials: Courtney Green, Keith Kimble, Lee Cassell

Game Time	TLS	Score	Diff	TSA
15:28				1 RAYFIELD K substitution in
15:28				12 AKITOBY D substitution in
15:17				7 SIMPSON J 3pt FG , jump shot missed
15:13	14 BARNSTABLE M defensive rebound (2)			
15:06	6 DEAN R turnover bad pass (1)			0 HAYES D steal (1)
15:01				0 HAYES D 2pt FG from turnover in the paint, layup missed
14:58	35 SMIKLE I defensive rebound (1)			
14:54	23 GREEN D 2pt FG fast break in the paint, dunk, made (2)	**10-9**	**1**	
14:54	10 RILEY T assist (2)			
14:20		**10-11**	**-1**	1 RAYFIELD K 2pt FG in the paint, dunk, made (2)
14:12				0 HAYES D substitution out
14:12				24 NJIE B substitution in
14:05	6 DEAN R 2pt FG in the paint, dunk, made (2)	**12-11**	**1**	
14:05	35 SMIKLE I assist (1)			
13:42				24 NJIE B 2pt FG in the paint, driving layup missed
13:39	23 GREEN D defensive rebound (1)			
13:36	14 BARNSTABLE M 3pt FG fast break, jump shot made (3)	**15-11**	**4**	
13:36	23 GREEN D assist (1)			
13:15				1 RAYFIELD K 3pt FG , jump shot missed
13:10	6 DEAN R defensive rebound (1)			
13:04	23 GREEN D 2pt FG in the paint, layup made (4)	**17-11**	**6**	
13:04	10 RILEY T assist (3)			
12:43				4 MOSS B 3pt FG , jump shot missed
12:41	10 RILEY T defensive rebound (1)			
12:34	6 DEAN R 3pt FG , jump shot missed			
12:30				7 SIMPSON J defensive rebound (1)
12:26				7 SIMPSON J 3pt FG , jump shot missed
12:23	35 SMIKLE I defensive rebound (2)			
12:15	10 RILEY T foul drawn (1)			1 RAYFIELD K foul shooting (1 - 2)
12:15	10 RILEY T free throw 1 - 2 made (3)	**18-11**	**7**	
12:15	14 BARNSTABLE M substitution out			
12:15	23 GREEN D substitution out			
12:15	0 POPOOLA A substitution in			
12:15	15 MARTIN JR. K substitution in			
12:15				4 MOSS B substitution out
12:15				12 AKITOBY D substitution out
12:15				8 BROWN L substitution in
12:15				23 COFFI M substitution in
12:15	10 RILEY T free throw 2 - 2 made (4)	**19-11**	**8**	
12:15	10 RILEY T substitution out			
12:15	2 LAWAL J substitution in			
12:04		**19-13**	**6**	7 SIMPSON J 2pt FG outside the paint, pull up jump shot made (2)
11:47	2 LAWAL J 3pt FG , jump shot missed			
11:45				defensive rebound (7)
11:45	Timeout media			
11:33				7 SIMPSON J 2pt FG in the paint, jump shot blocked
11:33	0 POPOOLA A block (1)			
11:30				7 SIMPSON J offensive rebound (2)

Official Basketball Play by Play - First Half

UTSA at Tulsa

02/22/26 Donald W. Reynolds Center, Tulsa, Okla.

2025-26 Men's Basketball

Game Time: 3:00 PM
Game Duration: 1:55
Attendance: 3,618

Officials: Courtney Green, Keith Kimble, Lee Cassell

Game Time	TLS	Score	Diff	TSA
11:16				24 NJIE B 2pt FG second chance in the paint, layup missed
11:14	6 DEAN R defensive rebound (2)			
10:58	6 DEAN R foul drawn (1)			1 RAYFIELD K foul shooting (2 - 3)
10:58	6 DEAN R free throw 1 - 2 made (3)	**20-13**	**7**	
10:58				1 RAYFIELD K substitution out
10:58				7 SIMPSON J substitution out
10:58				0 HAYES D substitution in
10:58				4 MOSS B substitution in
10:58	6 DEAN R free throw 2 - 2 made (4)	**21-13**	**8**	
10:29	0 POPOOLA A steal (3)			8 BROWN L turnover lost ball (1)
10:29	35 SMIKLE I foul drawn (1)			8 BROWN L foul personal (1 - 4)
10:14	0 POPOOLA A 3pt FG from turnover, jump shot made (9)	**24-13**	**11**	
10:14	15 MARTIN JR. K assist (1)			
09:54	2 LAWAL J foul personal (1 - 1)			4 MOSS B foul drawn (1)
09:54	35 SMIKLE I substitution out			
09:54	9 BEHREND T substitution in			
09:54				8 BROWN L substitution out
09:54				7 SIMPSON J substitution in
09:52				4 MOSS B 2pt FG outside the paint, floating jump shot missed
09:48	2 LAWAL J defensive rebound (1)			
09:44	0 POPOOLA A 3pt FG fast break, jump shot made (12)	**27-13**	**14**	
09:44	2 LAWAL J assist (1)			
09:11				24 NJIE B 2pt FG in the paint, turnaround jump shot missed
09:07	0 POPOOLA A defensive rebound (2)			
08:56	6 DEAN R foul drawn (2)			0 HAYES D foul personal (2 - 5)
08:42	0 POPOOLA A 3pt FG , jump shot missed			
08:39	15 MARTIN JR. K offensive rebound (1)			
08:38	15 MARTIN JR. K 2pt FG second chance in the paint, layup made (2)	**29-13**	**16**	
08:36				Timeout 30 Sec
08:36	15 MARTIN JR. K substitution out			
08:36	23 GREEN D substitution in			
08:23				0 HAYES D 3pt FG , jump shot missed
08:19	0 POPOOLA A defensive rebound (3)			
08:16	2 LAWAL J foul drawn (1)			0 HAYES D foul shooting (3 - 6)
08:16	2 LAWAL J free throw fast break 1 - 2 made (1)	**30-13**	**17**	
08:16	2 LAWAL J free throw fast break 2 - 2 missed			
08:15				23 COFFI M defensive rebound (2)
08:06		**30-15**	**15**	7 SIMPSON J 2pt FG in the paint, layup made (4)
08:06				23 COFFI M assist (2)
07:46	23 GREEN D 3pt FG , jump shot made (7)	**33-15**	**18**	
07:46	9 BEHREND T assist (1)			
07:25		**33-18**	**15**	23 COFFI M 3pt FG , jump shot made (6)
07:25				0 HAYES D assist (1)
07:11	9 BEHREND T 2pt FG in the paint, layup missed			
07:09	9 BEHREND T offensive rebound (2)			
07:09	0 POPOOLA A 3pt FG second chance, jump shot made (15)	**36-18**	**18**	
07:09	9 BEHREND T assist (2)			
06:50				23 COFFI M 3pt FG , jump shot missed

Official Basketball Play by Play - First Half

UTSA at Tulsa

02/22/26 Donald W. Reynolds Center, Tulsa, Okla.

2025-26 Men's Basketball

Game Time: 3:00 PM
Game Duration: 1:55
Attendance: 3,618

Officials: Courtney Green, Keith Kimble, Lee Cassell

Game Time	TLS	Score	Diff	TSA
06:46	0 POPOOLA A defensive rebound (4)			
06:39	2 LAWAL J 2pt FG in the paint, driving layup made (3)	**38-18**	**20**	
06:24		**38-20**	**18**	4 MOSS B 2pt FG outside the paint, pull up jump shot made (5)
06:09	6 DEAN R 2pt FG in the paint, dunk, made (6)	**40-20**	**20**	
06:09	2 LAWAL J assist (2)			
05:51		**40-23**	**17**	7 SIMPSON J 3pt FG , jump shot made (7)
05:51				0 HAYES D assist (2)
05:29	23 GREEN D 2pt FG in the paint, turnaround jump shot missed			
05:26	offensive rebound (18)			
05:25	Timeout media			
05:25	2 LAWAL J substitution out			
05:25	6 DEAN R substitution out			
05:25	10 RILEY T substitution in			
05:25	14 BARNSTABLE M substitution in			
05:25				0 HAYES D substitution out
05:25				23 COFFI M substitution out
05:25				1 RAYFIELD K substitution in
05:25				12 AKITOBY D substitution in
05:12	23 GREEN D turnover lost ball (1)			
04:54				7 SIMPSON J 3pt FG from turnover, jump shot missed
04:50	0 POPOOLA A defensive rebound (5)			
04:49	0 POPOOLA A turnover lost ball (1)			12 AKITOBY D steal (1)
04:44		**40-25**	**15**	12 AKITOBY D 2pt FG fast break from turnover in the paint, dunk, made (2)
04:34	23 GREEN D 2pt FG in the paint, driving layup made (9)	**42-25**	**17**	
04:26				1 RAYFIELD K 2pt FG in the paint, layup missed
04:25				offensive dead ball rebound (1)
04:25	14 BARNSTABLE M foul personal (1 - 2)			12 AKITOBY D foul drawn (1)
04:09		**42-28**	**14**	12 AKITOBY D 3pt FG second chance, jump shot made (5)
04:09				4 MOSS B assist (3)
03:54	0 POPOOLA A 3pt FG , jump shot made (18)	**45-28**	**17**	
03:54	10 RILEY T assist (4)			
03:31	0 POPOOLA A steal (4)			4 MOSS B turnover bad pass (1)
03:28	0 POPOOLA A foul drawn (2)			24 NJIE B foul shooting (1 - 7)
03:28	Timeout media			
03:28	9 BEHREND T substitution out			
03:28	35 SMIKLE I substitution in			
03:28	0 POPOOLA A free throw fast break 1 - 2 made (19)	**46-28**	**18**	
03:28	0 POPOOLA A free throw fast break 2 - 2 made (20)	**47-28**	**19**	
03:16				1 RAYFIELD K 2pt FG in the paint, driving layup missed
03:14	23 GREEN D defensive rebound (2)			
02:55	23 GREEN D foul drawn (1)			7 SIMPSON J foul shooting (1 - 8)
02:55	23 GREEN D free throw 1 - 2 made (10)	**48-28**	**20**	
02:55	23 GREEN D free throw 2 - 2 missed			
02:53	0 POPOOLA A offensive rebound (6)			
02:49	0 POPOOLA A 3pt FG second chance, jump shot missed			
02:46				1 RAYFIELD K defensive rebound (1)
02:40	35 SMIKLE I foul shooting (1 - 3)			12 AKITOBY D foul drawn (2)
02:40				12 AKITOBY D free throw 1 - 2 missed

Official Basketball Play by Play - First Half

UTSA at Tulsa

02/22/26 Donald W. Reynolds Center, Tulsa, Okla.

2025-26 Men's Basketball

Game Time: 3:00 PM
Game Duration: 1:55
Attendance: 3,618

Officials: Courtney Green, Keith Kimble, Lee Cassell

Game Time	TLS	Score	Diff	TSA
02:40				offensive dead ball rebound (2)
02:40		**48-29**	**19**	12 AKITOBY D free throw 2 - 2 made (6)
02:40	35 SMIKLE I substitution out			
02:40	15 MARTIN JR. K substitution in			
02:40				12 AKITOBY D substitution out
02:40				23 COFFI M substitution in
02:27	10 RILEY T 2pt FG in the paint, jump shot missed			
02:23				1 RAYFIELD K defensive rebound (2)
02:02	10 RILEY T foul shooting (1 - 4)			7 SIMPSON J foul drawn (1)
02:02		**48-30**	**18**	7 SIMPSON J free throw 1 - 2 made (8)
02:02		**48-31**	**17**	7 SIMPSON J free throw 2 - 2 made (9)
01:52	15 MARTIN JR. K foul offensive (1 - 5)			7 SIMPSON J foul drawn (2)
01:52	15 MARTIN JR. K turnover offensive (1)			
01:52				1 RAYFIELD K substitution out
01:52				8 BROWN L substitution in
01:21				7 SIMPSON J 2pt FG from turnover in the paint, layup missed
01:19				24 NJIE B offensive rebound (3)
01:18		**48-33**	**15**	24 NJIE B 2pt FG from turnover second chance in the paint, layup made (2)
01:08	10 RILEY T turnover bad pass (1)			4 MOSS B steal (1)
00:48		**48-35**	**13**	24 NJIE B 2pt FG from turnover in the paint, layup made (4)
00:38	23 GREEN D 2pt FG in the paint, layup made (12)	**50-35**	**15**	
00:35	Timeout 30 Sec			
00:17	23 GREEN D foul shooting (1 - 6)			24 NJIE B foul drawn (1)
00:17		**50-36**	**14**	24 NJIE B free throw 1 - 2 made (5)
00:17	15 MARTIN JR. K substitution out			
00:17	9 BEHREND T substitution in			
00:17		**50-37**	**13**	24 NJIE B free throw 2 - 2 made (6)
00:03	23 GREEN D 3pt FG , jump shot made (15)	**53-37**	**16**	
00:03	9 BEHREND T assist (3)			
END OF PERIOD				
TLS 53-37 TSA				

Official Basketball Box Score - First Half

UTSA at Tulsa

02/22/26 Donald W. Reynolds Center, Tulsa, Okla.

2025-26 Men's Basketball

Game Time: 3:00 PM
Game Duration: 1:55
Attendance: 3,618

Officials: Courtney Green, Keith Kimble, Lee Cassell

UTSA - 37

NO.	Name		Min	FG M-A	3P M-A	FT M-A	Rebounds OR	DR	TOT	Fouls PF	FD	TP	AS	TO	ST	Blocks BS	BA	+/-
4	Brent Moss	F	18:43	2-4	1-2	0-0	0	0	0	0	1	5	3	1	1	0	0	-16
23	Matheo Coffi	F	14:02	2-4	2-4	0-0	0	2	2	0	0	6	2	0	0	0	0	-6
24	Baboucarr Njie	F	18:44	2-6	0-0	2-2	1	2	3	1	1	6	0	2	0	0	0	-16
0	Dorian Hayes	G	11:21	1-3	1-2	0-0	0	1	1	3	0	3	2	1	1	0	0	-9
7	Jamir Simpson	G	18:56	3-8	1-4	2-2	1	1	2	1	2	9	0	0	0	0	1	-12
1	Kaidon Rayfield		08:03	1-4	0-1	0-0	0	2	2	2	0	2	0	0	0	0	0	-8
12	Daniel Akitoby		05:58	2-2	1-1	1-2	0	0	0	0	2	6	0	0	1	0	0	-10
8	LJ Brown		04:13	0-0	0-0	0-0	0	0	0	1	0	0	0	1	0	0	0	-3
Team							0	2	2	0		0		0				
Totals				13-31	6-14	5-6	2	10	12	8	6	37	7	5	3	0	1	-16

Shooting By Period			
1st	FG%	13-31	41.9%
	3PT%	6-14	42.9%
	FT%	5-6	83.3%
GM	FG%	13-31	41.9%
	3PT%	6-14	42.9%
	FT%	5-6	83.3%

Dead Ball Rebounds: 2, 0

Major Fouls: NONE

Tulsa - 53

NO.	Name		Min	FG M-A	3P M-A	FT M-A	Rebounds OR	DR	TOT	Fouls PF	FD	TP	AS	TO	ST	Blocks BS	BA	+/-
9	Tyler Behrend	F	11:15	0-1	0-0	0-0	1	1	2	0	0	0	3	0	0	0	0	7
23	David Green	F	16:21	6-9	2-3	1-2	0	2	2	1	1	15	1	1	1	0	0	7
0	Ade Popoola	G	16:47	6-10	5-9	3-4	1	5	6	0	2	20	0	1	4	1	0	8
10	Tylen Riley	G	13:10	1-3	0-0	2-2	0	1	1	1	1	4	4	1	0	0	0	7
14	Miles Barnstable	G	13:10	1-2	1-1	0-0	1	1	2	1	0	3	0	0	0	0	0	6
6	Romad Dean		10:03	2-3	0-1	2-2	0	2	2	0	2	6	0	1	0	0	0	18
35	Ian Smikle		06:22	0-0	0-0	0-0	0	2	2	1	1	0	1	0	0	0	0	14
2	Jaylen Lawal		06:50	1-2	0-1	1-2	0	1	1	1	1	3	2	0	0	0	0	9
15	KJ Martin Jr.		06:02	1-1	0-0	0-0	1	0	1	1	0	2	1	1	0	0	0	4
Team							2	0	2	0		0		0				
Totals				18-31	8-15	9-12	6	15	21	6	8	53	12	5	5	1	0	16

Shooting By Period			
1st	FG%	18-31	58.1%
	3PT%	8-15	53.3%
	FT%	9-12	75%
GM	FG%	18-31	58.1%
	3PT%	8-15	53.3%
	FT%	9-12	75.0%

Dead Ball Rebounds: 0, 0

Major Fouls: NONE

	TSA	TLS
Biggest lead	5 (1 st 18:33)	20 (1 st 6:39)
Best Scoring Run	7 (1 st 0:48)	11 (1 st 8:16)
Lead Changes	5	
Times Tied	1	
Time with Lead	03:22	15:13

Points from	TSA	TLS
Turnovers	6	11
Paint	10	20
Second Chance	5	7
Fast Breaks	2	17
Bench	8	11

Period by Period Scoring	1st	2nd	TOT
TSA	37	37	74
TLS	53	47	100

NCAA LIVESTATS BY GENIUS SPORTS

Official Basketball Play by Play - Second Half

UTSA at Tulsa

02/22/26 Donald W. Reynolds Center, Tulsa, Okla.

2025-26 Men's Basketball

Game Time: 3:00 PM
Game Duration: 1:55
Attendance: 3,618

Officials: Courtney Green, Keith Kimble, Lee Cassell

Period 2

Period Starters:

TLS	0 Popoola A	9 Behrend T	10 Riley T	14 Barnstable M	23 Green D
TSA	0 Hayes D	4 Moss B	7 Simpson J	23 Coffi M	24 Njie B

Game Time	TLS	Score	Diff	TSA
20:00				8 BROWN L substitution out
20:00				0 HAYES D substitution in
19:45	14 BARNSTABLE M 3pt FG , jump shot missed			
19:42				7 SIMPSON J defensive rebound (3)
19:37		**53-40**	**13**	0 HAYES D 3pt FG fast break, jump shot made (6)
19:37				7 SIMPSON J assist (1)
19:20	23 GREEN D 2pt FG in the paint, layup missed			
19:18				24 NJIE B defensive rebound (4)
19:13		**53-43**	**10**	4 MOSS B 3pt FG fast break, jump shot made (8)
19:13				0 HAYES D assist (3)
18:51	14 BARNSTABLE M 3pt FG , jump shot missed			
18:47				4 MOSS B defensive rebound (1)
18:45		**53-45**	**8**	7 SIMPSON J 2pt FG fast break in the paint, dunk, made (11)
18:45				24 NJIE B assist (1)
18:32	9 BEHREND T 2pt FG in the paint, layup made (2)	**55-45**	**10**	
18:32	10 RILEY T assist (5)			
18:11		**55-47**	**8**	7 SIMPSON J 2pt FG in the paint, driving layup made (13)
17:48	23 GREEN D foul drawn (2)			7 SIMPSON J foul shooting (2 - 1)
17:48	23 GREEN D free throw 1 - 2 made (16)	**56-47**	**9**	
17:48	23 GREEN D free throw 2 - 2 made (17)	**57-47**	**10**	
17:23				24 NJIE B 3pt FG , jump shot missed
17:20	10 RILEY T defensive rebound (2)			
17:21	10 RILEY T foul drawn (2)			4 MOSS B foul personal (1 - 2)
17:09	14 BARNSTABLE M 3pt FG , jump shot missed			
17:05				23 COFFI M defensive rebound (3)
16:34				turnover shot clock (6)
16:02	turnover shot clock (6)			
15:49		**57-50**	**7**	0 HAYES D 3pt FG from turnover, jump shot made (9)
15:49				7 SIMPSON J assist (2)
15:34	23 GREEN D 2pt FG in the paint, layup made (19)	**59-50**	**9**	
15:34	0 POPOOLA A assist (1)			
15:23				7 SIMPSON J 3pt FG , jump shot missed
15:20	0 POPOOLA A defensive rebound (7)			
15:12	23 GREEN D foul drawn (3)			23 COFFI M foul shooting (1 - 3)
15:12	Timeout media			
15:12				4 MOSS B substitution out
15:12				1 RAYFIELD K substitution in
15:12	23 GREEN D free throw 1 - 2 missed			
15:12	offensive dead ball rebound (1)			
15:12	23 GREEN D free throw 2 - 2 made (20)	**60-50**	**10**	
15:12	23 GREEN D substitution out			
15:12	6 DEAN R substitution in			
14:47				7 SIMPSON J 2pt FG outside the paint, jump shot missed

Official Basketball Play by Play - Second Half

UTSA at Tulsa

02/22/26 Donald W. Reynolds Center, Tulsa, Okla.

2025-26 Men's Basketball

Game Time: 3:00 PM
Game Duration: 1:55
Attendance: 3,618

Officials: Courtney Green, Keith Kimble, Lee Cassell

Game Time	TLS	Score	Diff	TSA
14:45	9 BEHREND T defensive rebound (3)			
14:46	9 BEHREND T foul drawn (1)			23 COFFI M foul personal (2 - 4)
14:29	0 POPOOLA A 3pt FG , jump shot made (23)	**63-50**	**13**	
14:29	6 DEAN R assist (1)			
13:58		**63-52**	**11**	0 HAYES D 2pt FG in the paint, layup made (11)
13:58	14 BARNSTABLE M foul shooting (2 - 1)			0 HAYES D foul drawn (1)
13:58				23 COFFI M substitution out
13:58				24 NJIE B substitution out
13:58				4 MOSS B substitution in
13:58				12 AKITOBY D substitution in
13:58		**63-53**	**10**	0 HAYES D free throw 1 - 1 made (12)
13:50	10 RILEY T foul drawn (3)			7 SIMPSON J foul personal (3 - 5)
13:31	10 RILEY T 2pt FG outside the paint, jump shot missed			
13:27	9 BEHREND T offensive rebound (4)			
13:25	0 POPOOLA A 3pt FG second chance, jump shot missed			
13:21	14 BARNSTABLE M offensive rebound (3)			
13:17	10 RILEY T 2pt FG second chance in the paint, jump shot missed			
13:14	14 BARNSTABLE M offensive rebound (4)			
13:14	14 BARNSTABLE M 2pt FG second chance in the paint, layup made (5)	**65-53**	**12**	
13:01	6 DEAN R foul shooting (1 - 2)			1 RAYFIELD K foul drawn (1)
13:01		**65-54**	**11**	1 RAYFIELD K free throw 1 - 2 made (3)
13:01	9 BEHREND T substitution out			
13:01	10 RILEY T substitution out			
13:01	2 LAWAL J substitution in			
13:01	35 SMIKLE I substitution in			
13:01				1 RAYFIELD K free throw 2 - 2 missed
13:01				offensive rebound (17)
13:00	6 DEAN R foul personal (2 - 3)			0 HAYES D foul drawn (2)
12:48		**65-56**	**9**	12 AKITOBY D 2pt FG second chance in the paint, driving layup made (8)
12:26	6 DEAN R 2pt FG in the paint, alleyoop made (8)	**67-56**	**11**	
12:26	2 LAWAL J assist (3)			
12:26	6 DEAN R foul drawn (3)			1 RAYFIELD K foul shooting (3 - 6)
12:26	6 DEAN R free throw 1 - 1 made (9)	**68-56**	**12**	
12:07		**68-58**	**10**	12 AKITOBY D 2pt FG in the paint, dunk, made (10)
12:07				1 RAYFIELD K assist (1)
11:51	35 SMIKLE I 2pt FG in the paint, dunk, made (2)	**70-58**	**12**	
11:51	14 BARNSTABLE M assist (1)			
11:20		**70-60**	**10**	0 HAYES D 2pt FG in the paint, driving layup made (14)
11:05	2 LAWAL J 3pt FG , jump shot missed			
11:01				4 MOSS B defensive rebound (2)
10:53	6 DEAN R steal (1)			4 MOSS B turnover lost ball (2)
10:47	0 POPOOLA A 3pt FG from turnover, jump shot missed			
10:44				defensive dead ball rebound (3)
10:44	Timeout media			
10:44	0 POPOOLA A substitution out			
10:44	14 BARNSTABLE M substitution out			
10:44	10 RILEY T substitution in			

Official Basketball Play by Play - Second Half

UTSA at Tulsa

02/22/26 Donald W. Reynolds Center, Tulsa, Okla.

2025-26 Men's Basketball

Game Time: 3:00 PM
Game Duration: 1:55
Attendance: 3,618

Officials: Courtney Green, Keith Kimble, Lee Cassell

Game Time	TLS	Score	Diff	TSA
10:44	23 GREEN D substitution in			
10:44				4 MOSS B substitution out
10:44				24 NJIE B substitution in
10:16				12 AKITOBY D 2pt FG outside the paint, jump shot missed
10:13	23 GREEN D defensive rebound (3)			
09:51	10 RILEY T foul drawn (4)			1 RAYFIELD K foul shooting (4 - 7)
09:51	10 RILEY T free throw 1 - 2 made (5)	**71-60**	**11**	
09:51	35 SMIKLE I substitution out			
09:51	9 BEHREND T substitution in			
09:51				1 RAYFIELD K substitution out
09:51				12 AKITOBY D substitution out
09:51				4 MOSS B substitution in
09:51				23 COFFI M substitution in
09:51	10 RILEY T free throw 2 - 2 made (6)	**72-60**	**12**	
09:32				7 SIMPSON J 2pt FG in the paint, layup missed
09:29	9 BEHREND T defensive rebound (5)			
09:25	23 GREEN D foul drawn (4)			4 MOSS B foul shooting (2 - 8)
09:25	23 GREEN D free throw fast break 1 - 2 made (21)	**73-60**	**13**	
09:25	23 GREEN D free throw fast break 2 - 2 made (22)	**74-60**	**14**	
09:12				0 HAYES D 3pt FG , jump shot missed
09:09				7 SIMPSON J offensive rebound (4)
09:08		**74-63**	**11**	0 HAYES D 3pt FG second chance, jump shot made (17)
09:08				7 SIMPSON J assist (3)
08:46	2 LAWAL J 2pt FG in the paint, layup blocked			
08:46				23 COFFI M block (1)
08:42				0 HAYES D defensive rebound (2)
08:37				4 MOSS B 2pt FG in the paint, jump shot missed
08:34	6 DEAN R defensive rebound (3)			
08:29	2 LAWAL J foul drawn (2)			0 HAYES D foul personal (4 - 9)
08:29	6 DEAN R substitution out			
08:29	0 POPOOLA A substitution in			
08:29				0 HAYES D substitution out
08:29				1 RAYFIELD K substitution in
08:29	2 LAWAL J 1&1 free throw 1 made (4)	**75-63**	**12**	
08:29	2 LAWAL J 1&1 free throw 2 made (5)	**76-63**	**13**	
08:29	2 LAWAL J substitution out			
08:29	14 BARNSTABLE M substitution in			
08:20				7 SIMPSON J turnover bad pass (1)
08:10	10 RILEY T 2pt FG from turnover in the paint, floating jump shot made (8)	**78-63**	**15**	
08:10	23 GREEN D assist (2)			
08:07				Timeout 30 Sec
08:07	Timeout media			
08:07				7 SIMPSON J substitution out
08:07				0 HAYES D substitution in
07:50		**78-65**	**13**	24 NJIE B 2pt FG in the paint, layup made (8)
07:34	14 BARNSTABLE M 3pt FG , jump shot blocked			
07:34				4 MOSS B block (1)
07:30	14 BARNSTABLE M offensive rebound (5)			

Official Basketball Play by Play - Second Half

UTSA at Tulsa

02/22/26 Donald W. Reynolds Center, Tulsa, Okla.

2025-26 Men's Basketball

Game Time: 3:00 PM
Game Duration: 1:55
Attendance: 3,618

Officials: Courtney Green, Keith Kimble, Lee Cassell

Game Time	TLS	Score	Diff	TSA
07:28	9 BEHREND T 2pt FG second chance in the paint, layup made (4)	**80-65**	**15**	
07:28	14 BARNSTABLE M assist (2)			
07:05	23 GREEN D steal (2)			24 NJIE B turnover lost ball (3)
07:01	23 GREEN D 2pt FG fast break from turnover in the paint, driving layup made (24)	**82-65**	**17**	
06:37	0 POPOOLA A steal (5)			1 RAYFIELD K turnover lost ball (1)
06:31	0 POPOOLA A 3pt FG fast break from turnover, jump shot made (26)	**85-65**	**20**	
06:20				Timeout 30 Sec
06:20	Timeout media			
06:20				4 MOSS B substitution out
06:20				24 NJIE B substitution out
06:20				7 SIMPSON J substitution in
06:20				12 AKITOBY D substitution in
06:04		**85-67**	**18**	7 SIMPSON J 2pt FG in the paint, jump shot made (15)
05:44	14 BARNSTABLE M 3pt FG , jump shot missed			
05:39	0 POPOOLA A offensive rebound (8)			
05:40	0 POPOOLA A 2pt FG second chance in the paint, tip-in layup missed			
05:40				defensive rebound (21)
05:22				12 AKITOBY D 2pt FG in the paint, jump shot missed
05:19	0 POPOOLA A defensive rebound (9)			
05:01	14 BARNSTABLE M turnover bad pass (1)			1 RAYFIELD K steal (1)
05:01	23 GREEN D foul personal (2 - 4)			1 RAYFIELD K foul drawn (2)
05:01				7 SIMPSON J substitution out
05:01				4 MOSS B substitution in
05:01				12 AKITOBY D substitution out
05:01				24 NJIE B substitution in
05:01	23 GREEN D substitution out			
05:01	6 DEAN R substitution in			
04:47				4 MOSS B 2pt FG from turnover in the paint, layup missed
04:45	10 RILEY T defensive rebound (3)			
04:41	10 RILEY T 2pt FG fast break in the paint, driving layup made (10)	**87-67**	**20**	
04:23				24 NJIE B 2pt FG in the paint, layup missed
04:21	6 DEAN R defensive rebound (4)			
04:17	14 BARNSTABLE M 2pt FG fast break in the paint, layup made (7)	**89-67**	**22**	
04:17	10 RILEY T assist (6)			
04:06				4 MOSS B 3pt FG , jump shot missed
04:03	0 POPOOLA A defensive rebound (10)			
03:53	10 RILEY T 2pt FG in the paint, layup made (12)	**91-67**	**24**	
03:49				Timeout 60 Sec
03:49	Timeout media			
03:49	0 POPOOLA A substitution out			
03:49	14 BARNSTABLE M substitution out			
03:49	2 LAWAL J substitution in			
03:49	23 GREEN D substitution in			
03:49				4 MOSS B substitution out
03:49				24 NJIE B substitution out

Official Basketball Play by Play - Second Half

UTSA at Tulsa

02/22/26 Donald W. Reynolds Center, Tulsa, Okla.

2025-26 Men's Basketball

Game Time: 3:00 PM
Game Duration: 1:55
Attendance: 3,618

Officials: Courtney Green, Keith Kimble, Lee Cassell

Game Time	TLS	Score	Diff	TSA
03:49				7 SIMPSON J substitution in
03:49				12 AKITOBY D substitution in
03:44	10 RILEY T steal (1)			1 RAYFIELD K turnover bad pass (2)
03:42	10 RILEY T foul drawn (5)			1 RAYFIELD K foul shooting (5 - 10)
03:42				1 RAYFIELD K substitution out
03:42				8 BROWN L substitution in
03:42	10 RILEY T free throw fast break 1 - 2 missed			
03:42	offensive dead ball rebound (2)			
03:42	10 RILEY T free throw fast break 2 - 2 made (13)	**92-67**	**25**	
03:27				7 SIMPSON J 3pt FG , jump shot missed
03:24	6 DEAN R defensive rebound (5)			
03:03	23 GREEN D 3pt FG , jump shot made (27)	**95-67**	**28**	
03:03	6 DEAN R assist (2)			
03:02	Timeout 30 Sec			
03:02	9 BEHREND T substitution out			
03:02	10 RILEY T substitution out			
03:02	23 GREEN D substitution out			
03:02	8 SIFFERLIN L substitution in			
03:02	15 MARTIN JR. K substitution in			
03:02	35 SMIKLE I substitution in			
02:49		**95-69**	**26**	0 HAYES D 2pt FG in the paint, driving layup made (19)
02:18	2 LAWAL J 3pt FG , jump shot missed			
02:14				8 BROWN L defensive rebound (1)
02:02				0 HAYES D 3pt FG , jump shot missed
01:59	15 MARTIN JR. K defensive rebound (2)			
01:52	2 LAWAL J 2pt FG in the paint, driving layup missed			
01:48				23 COFFI M defensive rebound (4)
01:43				8 BROWN L 2pt FG in the paint, jump shot missed
01:40	35 SMIKLE I defensive rebound (3)			
01:22	6 DEAN R 2pt FG in the paint, dunk, made (11)	**97-69**	**28**	
01:22	2 LAWAL J assist (4)			
01:04				23 COFFI M 3pt FG , jump shot missed
00:59	6 DEAN R defensive rebound (6)			
00:43	8 SIFFERLIN L 3pt FG , jump shot missed			
00:39				12 AKITOBY D defensive rebound (1)
00:35				7 SIMPSON J 2pt FG in the paint, layup blocked
00:35	35 SMIKLE I block (1)			
00:35				7 SIMPSON J offensive rebound (5)
00:32	15 MARTIN JR. K foul shooting (2 - 5)			7 SIMPSON J foul drawn (3)
00:32		**97-70**	**27**	7 SIMPSON J free throw 1 - 2 made (16)
00:32		**97-71**	**26**	7 SIMPSON J free throw 2 - 2 made (17)
00:21	8 SIFFERLIN L 3pt FG , jump shot made (3)	**100-71**	**29**	
00:21	35 SMIKLE I assist (2)			
00:13		**100-74**	**26**	7 SIMPSON J 3pt FG , jump shot made (20)
END OF GAME				
TLS 100-74 TSA				

Official Basketball Box Score - Second Half

UTSA at Tulsa

02/22/26 Donald W. Reynolds Center, Tulsa, Okla.

2025-26 Men's Basketball

Game Time: 3:00 PM
Game Duration: 1:55
Attendance: 3,618

Officials: Courtney Green, Keith Kimble, Lee Cassell

UTSA - 37

NO.	Name		Min	FG M-A	3P M-A	FT M-A	Rebounds OR	DR	TOT	Fouls PF	FD	TP	AS	TO	ST	Blocks BS	BA	+/-
4	Brent Moss	F	12:45	1-4	1-2	0-0	0	2	2	2	0	3	0	1	0	1	0	-7
23	Matheo Coffi	F	15:53	0-1	0-1	0-0	0	2	2	2	0	0	0	0	0	1	0	-10
24	Baboucarr Njie	F	11:38	1-3	0-1	0-0	0	1	1	0	0	2	1	1	0	0	0	-11
0	Dorian Hayes	G	19:38	6-8	3-5	1-1	0	1	1	1	2	16	1	0	0	0	0	-6
7	Jamir Simpson	G	17:01	4-9	1-3	2-2	2	1	3	2	1	11	3	1	0	0	1	1
1	Kaidon Rayfield		10:08	0-0	0-0	1-2	0	0	0	3	2	1	1	2	1	0	0	-15
12	Daniel Akitoby		09:15	2-4	0-0	0-0	0	1	1	0	0	4	0	0	0	0	0	0
8	LJ Brown		03:42	0-1	0-0	0-0	0	1	1	0	0	0	0	0	0	0	0	-2
Team							1	1	2	0		0		1				
Totals				14-30	5-12	4-5	3	10	13	10	5	37	6	6	1	2	1	-10

Shooting By Period		
2nd FG%	14-30	46.7%
3PT%	5-12	41.7%
FT%	4-5	80%
GM FG%	14-30	46.7%
3PT%	5-12	41.7%
FT%	4-5	80.0%

Dead Ball Rebounds: 0, 1

Major Fouls: NONE

Tulsa - 47

NO.	Name		Min	FG M-A	3P M-A	FT M-A	Rebounds OR	DR	TOT	Fouls PF	FD	TP	AS	TO	ST	Blocks BS	BA	+/-
9	Tyler Behrend	F	13:48	2-2	0-0	0-0	1	2	3	0	1	4	0	0	0	0	0	12
23	David Green	F	11:18	3-4	1-1	5-6	0	1	1	1	3	12	1	0	1	0	0	6
0	Ade Popoola	G	13:56	2-5	2-4	0-0	1	3	4	0	0	6	1	0	1	0	0	7
10	Tylen Riley	G	14:41	3-5	0-0	3-4	0	2	2	0	4	9	2	0	1	0	0	13
14	Miles Barnstable	G	13:56	2-7	0-5	0-0	3	0	3	1	0	4	2	1	0	0	1	5
6	Romad Dean		11:44	2-2	0-0	1-1	0	4	4	2	1	5	2	0	1	0	0	9
2	Jaylen Lawal		08:21	0-4	0-2	2-2	0	0	0	0	1	2	2	0	0	0	1	4
35	Ian Smikle		06:12	1-1	0-0	0-0	0	1	1	0	0	2	1	0	0	1	0	-2
8	Leon Sifferlin		03:02	1-2	1-2	0-0	0	0	0	0	0	3	0	0	0	0	0	-2
15	KJ Martin Jr.		03:02	0-0	0-0	0-0	0	1	1	1	0	0	0	0	0	0	0	-2
Team							0	0	0	0		0		1				
Totals				16-32	4-14	11-13	5	14	19	5	10	47	11	2	4	1	2	10

Shooting By Period		
2nd FG%	16-32	50.0%
3PT%	4-14	28.6%
FT%	11-13	84.6%
GM FG%	16-32	50.0%
3PT%	4-14	28.6%
FT%	11-13	84.6%

Dead Ball Rebounds: 2, 0

Major Fouls: NONE

	TSA	TLS
Biggest lead	0 (1st 20:00)	29 (2nd 0:21)
Best Scoring Run	8 (2nd 18:45)	10 (2nd 3:03)
Lead Changes	0	
Times Tied	0	
Time with Lead	00:00	19:45

Points from	TSA	TLS
Turnovers	3	8
Paint	18	24
Second Chance	7	4
Fast Breaks	8	14
Bench	5	12

Period by Period Scoring	1st	2nd	TOT
TSA	37	37	74
TLS	53	47	100

Official Basketball Shot Areas - Final

UTSA at Tulsa

02/22/26 Donald W. Reynolds Center, Tulsa, Okla.

2025-26 Men's Basketball

Game Time: 3:00 PM
Game Duration: 1:55
Attendance: 3,618

Officials: Courtney Green, Keith Kimble, Lee Cassell

Players => All; FG Types => All ; Results => All ;

Tulsa

Tulsa	M/A	%
Field Goals	34/63	54
2 Points	22/34	65
3 Points	12/29	41
Free Throws	20/25	80

Players => All; FG Types => All ; Results => All ;

UTSA

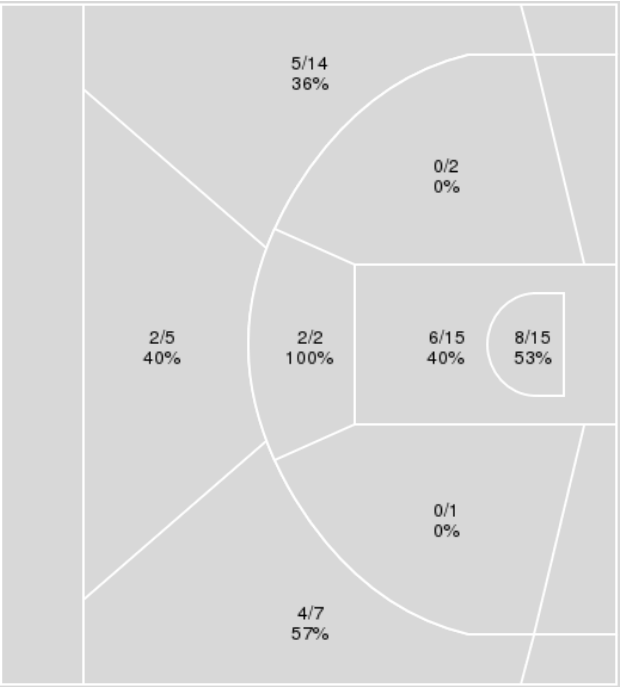

UTSA	M/A	%
Field Goals	27/61	44
2 Points	16/35	46
3 Points	11/26	42
Free Throws	9/11	82

LIVESTATS BY GENIUS SPORTS

Official Basketball Player Plus/Minus Summary - Final

UTSA at Tulsa

02/22/26 Donald W. Reynolds Center, Tulsa, Okla.

2025-26 Men's Basketball

Game Time: 3:00 PM
Game Duration: 1:55
Attendance: 3,618

Officials: Courtney Green, Keith Kimble, Lee Cassell

UTSA

No	Name	Mins		Score		Points Diff		Points per Min		Assists		Rebounds		Steals		Turnovers	
		On	Off	On	Off	On	Off	On	Off	On	Off	On	Off	On	Off	On	Off
0	Dorian Hayes	30:59	09:01	58-73	16-27	-15	-11	1.87	1.77	12	1	19	6	2	2	9	2
1	Kaidon Rayfield	18:11	21:49	26-49	48-51	-23	-3	1.43	2.20	2	11	8	17	3	1	6	5
4	Brent Moss	31:28	08:32	61-84	13-16	-23	-3	1.94	1.52	13	0	18	7	3	1	10	1
7	Jamir Simpson	35:57	04:03	72-83	2-17	-11	-15	2.00	0.49	13	0	25	0	4	0	8	3
8	LJ Brown	07:55	32:05	15-20	59-80	-5	-21	1.89	1.84	0	13	7	18	1	3	1	10
12	Daniel Akitoby	15:13	24:47	25-35	49-65	-10	-16	1.64	1.98	2	11	9	16	3	1	3	8
23	Matheo Coffi	29:55	10:05	58-74	16-26	-16	-10	1.94	1.59	11	2	21	4	2	2	9	2
24	Baboucarr Njie	30:22	09:38	55-82	19-18	-27	1	1.81	1.97	12	1	18	7	2	2	9	2

Tulsa

No	Name	Mins		Score		Points Diff		Points per Min		Assists		Rebounds		Steals		Turnovers	
		On	Off	On	Off	On	Off	On	Off	On	Off	On	Off	On	Off	On	Off
0	Ade Popoola	30:43	09:17	77-62	23-12	15	11	2.51	2.48	16	7	27	13	8	1	6	1
2	Jaylen Lawal	15:11	24:49	41-28	59-46	13	13	2.70	2.38	10	13	15	25	3	6	0	7
6	Romad Dean	21:47	18:13	61-34	39-40	27	-1	2.80	2.14	16	7	28	12	3	6	1	6
8	Leon Sifferlin	03:02	36:58	5-7	95-67	-2	28	1.65	2.57	2	21	3	37	0	9	0	7
9	Tyler Behrend	25:03	14:57	68-49	32-25	19	7	2.71	2.14	14	9	27	13	7	2	4	3
10	Tylen Riley	27:51	12:09	69-49	31-25	20	6	2.48	2.55	14	9	29	11	7	2	7	0
14	Miles Barnstable	27:06	12:54	63-52	37-22	11	15	2.32	2.87	15	8	25	15	7	2	7	0
15	KJ Martin Jr.	09:04	30:56	18-16	82-58	2	24	1.99	2.65	4	19	7	33	1	8	2	5
23	David Green	27:39	12:21	68-55	32-19	13	13	2.46	2.59	15	8	26	14	7	2	7	0
35	Ian Smikle	12:34	27:26	30-18	70-56	12	14	2.39	2.55	9	14	13	27	2	7	1	6

Official Basketball Shot Chart - Final

UTSA at Tulsa

02/22/26 Donald W. Reynolds Center, Tulsa, Okla.

2025-26 Men's Basketball

Game Time: 3:00 PM
Game Duration: 1:55
Attendance: 3,618

Officials: Courtney Green, Keith Kimble, Lee Cassell

Players => All ; FG Types => All ; Results => All ;

UTSA

All Field Goals

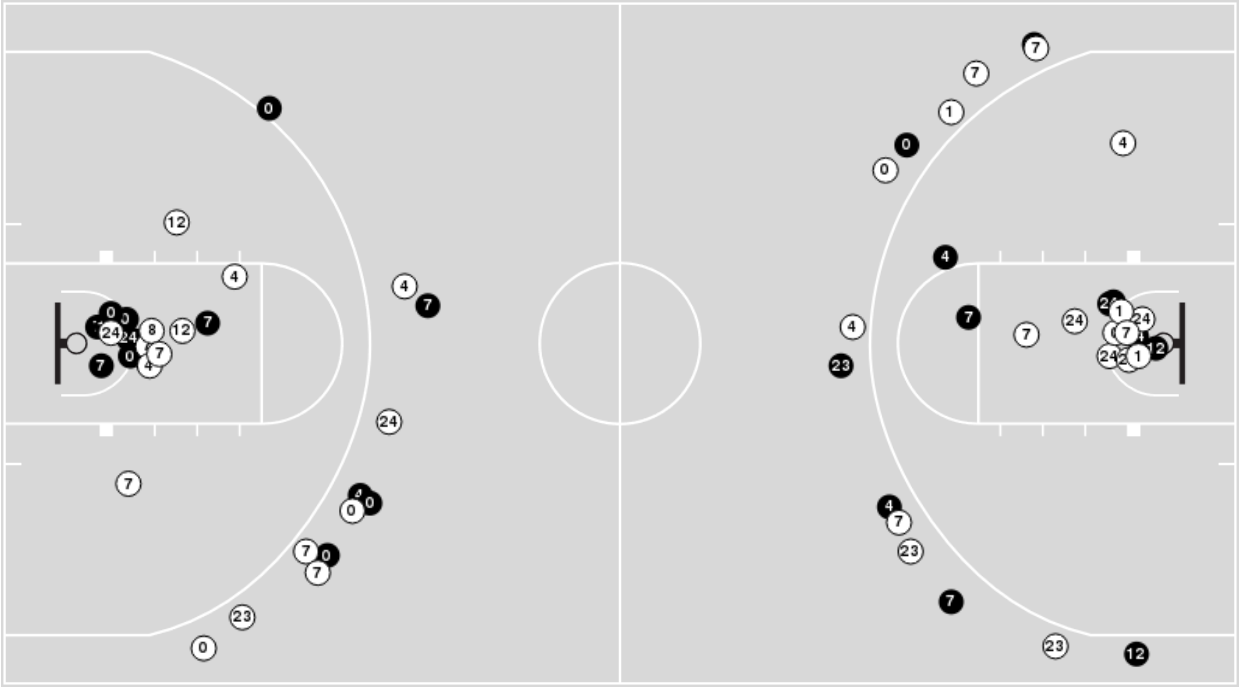

Shots in the Paint

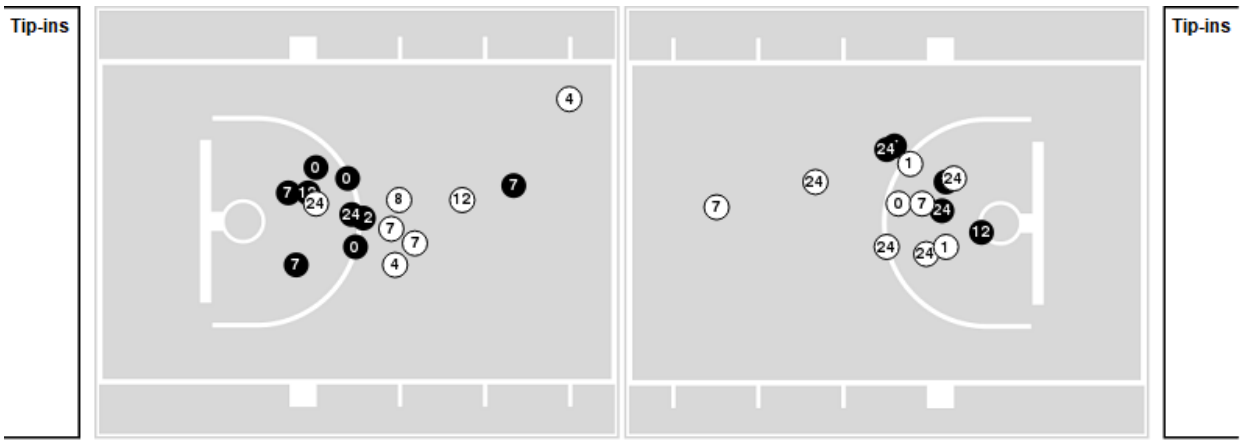

N Made (N) Missed N - Player Number

UTSA	M/A	%
Field Goals	27/61	44
2 Points	16/35	46
3 Points	11/26	42
Free Throws	9/11	82

UTSA	M/A	%
Points in the Paint	28 (14/30)	47
Fast Break Points	10 (4/4)	100
Second Chance Points	12 (6/7)	86
Effective FG%	53	

NCAA LIVESTATS BY GENIUS SPORTS

Official Basketball Shot Chart - Final

UTSA at Tulsa

02/22/26 Donald W. Reynolds Center, Tulsa, Okla.

2025-26 Men's Basketball

Game Time: 3:00 PM
Game Duration: 1:55
Attendance: 3,618

Officials: Courtney Green, Keith Kimble, Lee Cassell

Players => All ; FG Types => All ; Results => All ;

Tulsa

All Field Goals

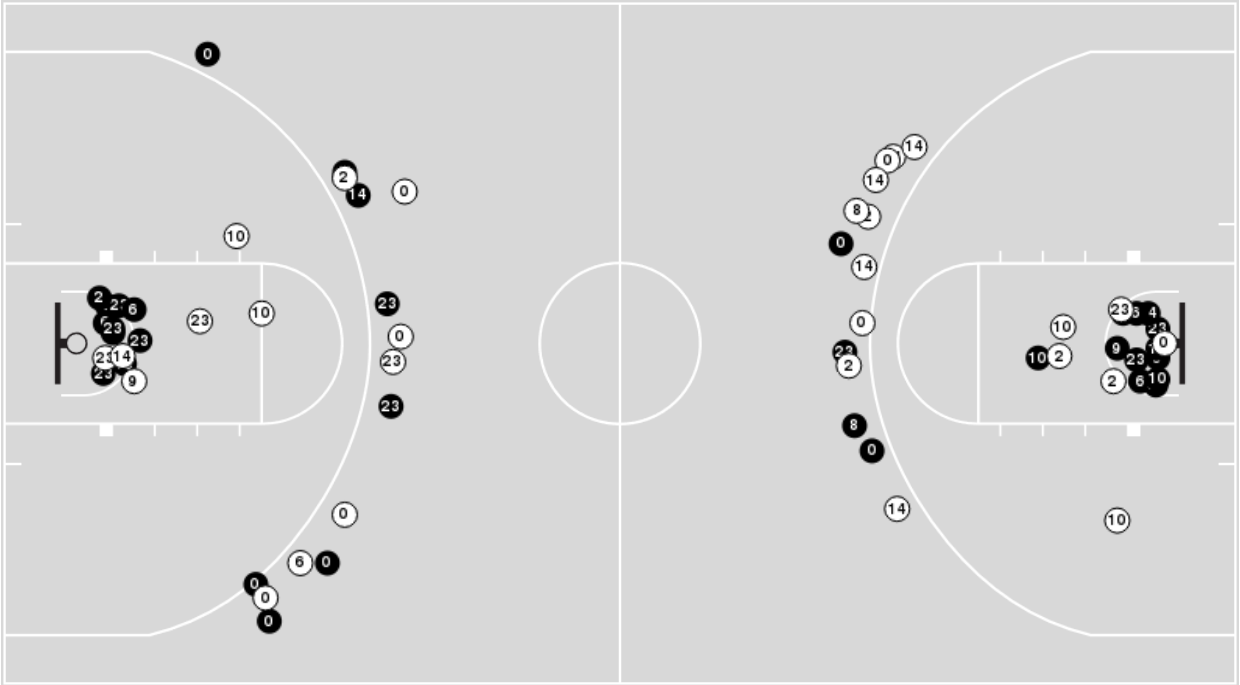

Shots in the Paint

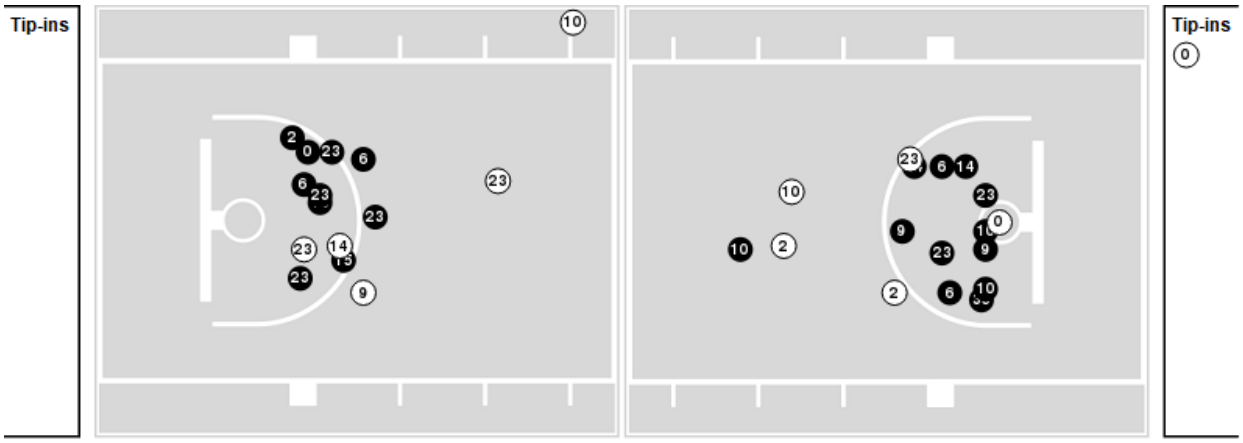

N Made (N) Missed N - Player Number

Tulsa	M/A	%
Field Goals	34/63	54
2 Points	22/34	65
3 Points	12/29	41
Free Throws	20/25	80

Tulsa	M/A	%
Points in the Paint	44 (22/32)	69
Fast Break Points	31 (18/21)	86
Second Chance Points	11 (5/10)	50
Effective FG%	63	

LIVESTATS BY GENIUS SPORTS

Official Basketball Rotations Summary - Final

UTSA at Tulsa

02/22/26 Donald W. Reynolds Center, Tulsa, Okla.

2025-26 Men's Basketball

Game Time: 3:00 PM
Game Duration: 1:55
Attendance: 3,618

Officials: Courtney Green, Keith Kimble, Lee Cassell

UTSA

Lineup	Quarter On	Time On	Quarter Off	Time Off	Time on Court	Score	Score Diff	Reb	Stl	Tov	Ast	PPP
0- Hayes D/ 4- Moss B/ 7- Simpson J/ 23- Coffi M/ 24- Njie B/	1	20:00	1	15:28	04:32	9-8	1	5	0	3	3	1.1250
0- Hayes D/ 1- Rayfield K/ 4- Moss B/ 7- Simpson J/ 12- Akitoby D/	1	15:28	1	14:12	01:16	2-2	0	0	1	0	0	0.6667
1- Rayfield K/ 4- Moss B/ 7- Simpson J/ 12- Akitoby D/ 24- Njie B/	1	14:12	1	12:15	01:57	0-8	-8	1	0	0	0	0.0000
1- Rayfield K/ 7- Simpson J/ 8- Brown L/ 23- Coffi M/ 24- Njie B/	1	12:15	1	10:58	01:17	2-2	0	2	0	0	0	1.0000
0- Hayes D/ 4- Moss B/ 8- Brown L/ 23- Coffi M/ 24- Njie B/	1	10:58	1	09:54	01:04	0-4	-4	0	0	1	0	0.0000
0- Hayes D/ 4- Moss B/ 7- Simpson J/ 23- Coffi M/ 24- Njie B/	1	09:54	1	05:25	04:29	10-16	-6	1	0	0	3	1.2500
1- Rayfield K/ 4- Moss B/ 7- Simpson J/ 12- Akitoby D/ 24- Njie B/	1	05:25	1	02:40	02:45	6-8	-2	1	1	1	1	0.8721
1- Rayfield K/ 4- Moss B/ 7- Simpson J/ 23- Coffi M/ 24- Njie B/	1	02:40	1	01:52	00:48	2-0	2	1	0	0	0	2.2727
4- Moss B/ 7- Simpson J/ 8- Brown L/ 23- Coffi M/ 24- Njie B/	1	01:52	2	20:00	01:52	6-5	1	1	1	0	0	2.0833
0- Hayes D/ 4- Moss B/ 7- Simpson J/ 23- Coffi M/ 24- Njie B/	2	20:00	2	15:12	04:48	13-6	7	4	0	1	4	1.6250
0- Hayes D/ 1- Rayfield K/ 7- Simpson J/ 23- Coffi M/ 24- Njie B/	2	15:12	2	13:58	01:14	2-4	-2	0	0	0	0	1.0000
0- Hayes D/ 1- Rayfield K/ 4- Moss B/ 7- Simpson J/ 12- Akitoby D/	2	13:58	2	10:44	03:14	8-7	1	2	0	1	1	1.8519
0- Hayes D/ 1- Rayfield K/ 7- Simpson J/ 12- Akitoby D/ 24- Njie B/	2	10:44	2	09:51	00:53	0-1	-1	0	0	0	0	0.0000
0- Hayes D/ 4- Moss B/ 7- Simpson J/ 23- Coffi M/ 24- Njie B/	2	09:51	2	08:29	01:22	3-3	0	2	0	0	1	1.0000
1- Rayfield K/ 4- Moss B/ 7- Simpson J/ 23- Coffi M/ 24- Njie B/	2	08:29	2	08:07	00:22	0-4	-4	0	0	1	0	0.0000
0- Hayes D/ 1- Rayfield K/ 4- Moss B/ 23- Coffi M/ 24- Njie B/	2	08:07	2	06:20	01:47	2-7	-5	0	0	2	0	0.6667
0- Hayes D/ 1- Rayfield K/ 7- Simpson J/ 12- Akitoby D/ 23- Coffi M/	2	06:20	2	05:01	01:19	2-0	2	1	1	0	0	1.0000
0- Hayes D/ 1- Rayfield K/ 4- Moss B/ 12- Akitoby D/ 23- Coffi M/	2	05:01	2	05:01	00:00	0-0	0	0	0	0	0	0.0000
0- Hayes D/ 1- Rayfield K/ 4- Moss B/ 23- Coffi M/ 24- Njie B/	2	05:01	2	03:49	01:12	0-6	-6	0	0	0	0	0.0000
0- Hayes D/ 1- Rayfield K/ 7- Simpson J/ 12- Akitoby D/ 23- Coffi M/	2	03:49	2	03:42	00:07	0-0	0	0	0	1	0	0.0000
0- Hayes D/ 7- Simpson J/ 8- Brown L/ 12- Akitoby D/ 23- Coffi M/	2	03:42	2	00:00	03:42	7-9	-2	4	0	0	0	1.0174

Official Basketball Rotations Summary - Final

UTSA at Tulsa

02/22/26 Donald W. Reynolds Center, Tulsa, Okla.

2025-26 Men's Basketball

Game Time: 3:00 PM
Game Duration: 1:55
Attendance: 3,618

Officials: Courtney Green, Keith Kimble, Lee Cassell

Tulsa

Lineup	Quarter On	Time On	Quarter Off	Time Off	Time on Court	Score	Score Diff	Reb	Stl	Tov	Ast	PPP
0- Popoola A/ 9- Behrend T/ 10- Riley T/ 14- Barnstable M/ 23- Green D/	1	20:00	1	15:28	04:32	8-9	-1	4	3	0	1	1.0152
6- Dean R/ 10- Riley T/ 14- Barnstable M/ 23- Green D/ 35- Smikle I/	1	15:28	1	12:15	03:13	10-2	8	6	0	1	4	1.5528
0- Popoola A/ 6- Dean R/ 10- Riley T/ 15- Martin Jr. K/ 35- Smikle I/	1	12:15	1	12:15	00:00	1-0	1	0	0	0	0	2.2727
0- Popoola A/ 2- Lawal J/ 6- Dean R/ 15- Martin Jr. K/ 35- Smikle I/	1	12:15	1	09:54	02:21	5-2	3	1	1	0	1	1.7361
0- Popoola A/ 2- Lawal J/ 6- Dean R/ 9- Behrend T/ 15- Martin Jr. K/	1	09:54	1	08:36	01:18	5-0	5	3	0	0	1	2.5000
0- Popoola A/ 2- Lawal J/ 6- Dean R/ 9- Behrend T/ 23- Green D/	1	08:36	1	05:25	03:11	11-10	1	4	0	0	3	2.2541
0- Popoola A/ 9- Behrend T/ 10- Riley T/ 14- Barnstable M/ 23- Green D/	1	05:25	1	03:28	01:57	5-5	0	1	1	2	1	1.2500
0- Popoola A/ 10- Riley T/ 14- Barnstable M/ 23- Green D/ 35- Smikle I/	1	03:28	1	02:40	00:48	3-1	2	2	0	0	0	1.7045
0- Popoola A/ 10- Riley T/ 14- Barnstable M/ 15- Martin Jr. K/ 23- Green D/	1	02:40	1	00:17	02:22	2-7	-5	0	0	2	0	0.5000
0- Popoola A/ 9- Behrend T/ 10- Riley T/ 14- Barnstable M/ 23- Green D/	1	00:17	2	15:12	05:05	10-14	-4	2	0	1	3	1.0246
0- Popoola A/ 6- Dean R/ 9- Behrend T/ 10- Riley T/ 14- Barnstable M/	2	15:12	2	13:01	02:11	5-4	1	4	0	0	1	2.5000
0- Popoola A/ 2- Lawal J/ 6- Dean R/ 14- Barnstable M/ 35- Smikle I/	2	13:01	2	10:44	02:17	5-6	-1	0	1	0	2	1.1261
2- Lawal J/ 6- Dean R/ 10- Riley T/ 23- Green D/ 35- Smikle I/	2	10:44	2	09:51	00:53	1-0	1	1	0	0	0	2.2727
2- Lawal J/ 6- Dean R/ 9- Behrend T/ 10- Riley T/ 23- Green D/	2	09:51	2	08:29	01:22	3-3	0	2	0	0	0	1.2931
0- Popoola A/ 2- Lawal J/ 9- Behrend T/ 10- Riley T/ 23- Green D/	2	08:29	2	08:29	00:00	2-0	2	0	0	0	0	2.2727
0- Popoola A/ 9- Behrend T/ 10- Riley T/ 14- Barnstable M/ 23- Green D/	2	08:29	2	05:01	03:28	9-4	5	3	2	1	2	1.5000
0- Popoola A/ 6- Dean R/ 9- Behrend T/ 10- Riley T/ 14- Barnstable M/	2	05:01	2	03:49	01:12	6-0	6	3	0	0	1	2.0000
2- Lawal J/ 6- Dean R/ 9- Behrend T/ 10- Riley T/ 23- Green D/	2	03:49	2	03:02	00:47	4-0	4	1	1	0	1	2.1277
2- Lawal J/ 6- Dean R/ 8- Sifferlin L/ 15- Martin Jr. K/ 35- Smikle I/	2	03:02	2	00:00	03:02	5-7	-2	3	0	0	2	1.0000

Official Basketball Line Up Analysis - Final

UTSA at Tulsa

02/22/26 Donald W. Reynolds Center, Tulsa, Okla.

2025-26 Men's Basketball

Game Time: 3:00 PM
Game Duration: 1:55
Attendance: 3,618

Officials: Courtney Green, Keith Kimble, Lee Cassell

UTSA

Lineup	Time	Score	Score Diff	Pts/Min	Reb	Stl	Tov	Ast	PPP
0- Hayes D/ 4- Moss B/ 7- Simpson J/ 23- Coffi M/ 24- Njie B/	15:11	35-33	2	2.3052	12	0	4	11	1.2963
1- Rayfield K/ 4- Moss B/ 7- Simpson J/ 12- Akitoby D/ 24- Njie B/	04:42	6-16	-10	1.2766	2	1	1	1	0.5515
0- Hayes D/ 1- Rayfield K/ 4- Moss B/ 7- Simpson J/ 12- Akitoby D/	04:30	10-9	1	2.2222	2	1	1	1	1.3661
0- Hayes D/ 7- Simpson J/ 8- Brown L/ 12- Akitoby D/ 23- Coffi M/	03:42	7-9	-2	1.8919	4	0	0	0	1.0174
0- Hayes D/ 1- Rayfield K/ 4- Moss B/ 23- Coffi M/ 24- Njie B/	02:59	2-13	-11	0.6704	0	0	2	0	0.3333
4- Moss B/ 7- Simpson J/ 8- Brown L/ 23- Coffi M/ 24- Njie B/	01:52	6-5	1	3.2143	1	1	0	0	2.0833
0- Hayes D/ 1- Rayfield K/ 7- Simpson J/ 12- Akitoby D/ 23- Coffi M/	01:26	2-0	2	1.3953	1	1	1	0	0.6667
1- Rayfield K/ 7- Simpson J/ 8- Brown L/ 23- Coffi M/ 24- Njie B/	01:17	2-2	0	1.5584	2	0	0	0	1.0000
0- Hayes D/ 1- Rayfield K/ 7- Simpson J/ 23- Coffi M/ 24- Njie B/	01:14	2-4	-2	1.6216	0	0	0	0	1.0000
1- Rayfield K/ 4- Moss B/ 7- Simpson J/ 23- Coffi M/ 24- Njie B/	01:10	2-4	-2	1.7143	1	0	1	0	1.0638
0- Hayes D/ 4- Moss B/ 8- Brown L/ 23- Coffi M/ 24- Njie B/	01:04	0-4	-4	0.0000	0	0	1	0	0.0000
0- Hayes D/ 1- Rayfield K/ 7- Simpson J/ 12- Akitoby D/ 24- Njie B/	00:53	0-1	-1	0.0000	0	0	0	0	0.0000
0- Hayes D/ 1- Rayfield K/ 4- Moss B/ 12- Akitoby D/ 23- Coffi M/	00:00	0-0	0	NaN	0	0	0	0	0.0000

Official Basketball Line Up Analysis - Final

UTSA at Tulsa

02/22/26 Donald W. Reynolds Center, Tulsa, Okla.

2025-26 Men's Basketball

Game Time: 3:00 PM
Game Duration: 1:55
Attendance: 3,618

Officials: Courtney Green, Keith Kimble, Lee Cassell

Tulsa

Lineup	Time	Score	Score Diff	Pts/Min	Reb	Stl	Tov	Ast	PPP
0- Popoola A/ 9- Behrend T/ 10- Riley T/ 14- Barnstable M/ 23- Green D/	15:02	32-32	0	2.1281	10	6	4	7	1.1577
0- Popoola A/ 6- Dean R/ 9- Behrend T/ 10- Riley T/ 14- Barnstable M/	03:23	11-4	7	3.2512	7	0	0	2	2.2000
6- Dean R/ 10- Riley T/ 14- Barnstable M/ 23- Green D/ 35- Smikle I/	03:13	10-2	8	3.1088	6	0	1	4	1.5528
0- Popoola A/ 2- Lawal J/ 6- Dean R/ 9- Behrend T/ 23- Green D/	03:11	11-10	1	3.4555	4	0	0	3	2.2541
2- Lawal J/ 6- Dean R/ 8- Sifferlin L/ 15- Martin Jr. K/ 35- Smikle I/	03:02	5-7	-2	1.6484	3	0	0	2	1.0000
0- Popoola A/ 10- Riley T/ 14- Barnstable M/ 15- Martin Jr. K/ 23- Green D/	02:22	2-7	-5	0.8403	0	0	2	0	0.5000
0- Popoola A/ 2- Lawal J/ 6- Dean R/ 15- Martin Jr. K/ 35- Smikle I/	02:21	5-2	3	2.1277	1	1	0	1	1.7361
0- Popoola A/ 2- Lawal J/ 6- Dean R/ 14- Barnstable M/ 35- Smikle I/	02:17	5-6	-1	2.1898	0	1	0	2	1.1261
2- Lawal J/ 6- Dean R/ 9- Behrend T/ 10- Riley T/ 23- Green D/	02:09	7-3	4	3.2558	3	1	0	1	1.6667
0- Popoola A/ 2- Lawal J/ 6- Dean R/ 9- Behrend T/ 15- Martin Jr. K/	01:18	5-0	5	3.8462	3	0	0	1	2.5000
2- Lawal J/ 6- Dean R/ 10- Riley T/ 23- Green D/ 35- Smikle I/	00:53	1-0	1	1.1321	1	0	0	0	2.2727
0- Popoola A/ 10- Riley T/ 14- Barnstable M/ 23- Green D/ 35- Smikle I/	00:48	3-1	2	3.7500	2	0	0	0	1.7045
0- Popoola A/ 6- Dean R/ 10- Riley T/ 15- Martin Jr. K/ 35- Smikle I/	00:00	1-0	1	∞	0	0	0	0	2.2727
0- Popoola A/ 2- Lawal J/ 9- Behrend T/ 10- Riley T/ 23- Green D/	00:00	2-0	2	∞	0	0	0	0	2.2727