



GLOBAL RECORDINGS NETWORK  
PO Box 899  
SEVEN HILLS NSW 1730  
AUSTRALIA  
Phone: +61 2 98992211  
Email: [au@globalrecordings.net](mailto:au@globalrecordings.net)  
Web: [globalrecordings.net/au](http://globalrecordings.net/au)

# Look, Listen and Live

## Book 2

# Mighty Men of GOD

## Sunday School Lessons

### from Genesis and the lives of Jacob, Joseph and Moses

Look,  
Listen & Live



Book 2  
Mighty Men of GOD

Based on the Sunday School Lessons published by the AIC Sunday School Committee, Juba, Southern Sudan.

Adapted for general use by Global Recordings Network Australia, with permission of the Africa Inland Church, Sudan.

This lesson is for use with “Look, Listen & Live” picture book 2 from Global Recordings Network.

**Copyright © 2001 by Global Recordings Network Australia. All Rights Reserved.**

No part of this material (in printed text, recorded form or software files) may be changed, reproduced or distributed for profit, without permission of Global Recordings Network Australia.

# CONTENTS

|                |   |
|----------------|---|
| Lesson 1.....  | Jacob the Deceiver                      |
| Lesson 2.....  | Jacob's Dream                           |
| Lesson 3.....  | Jacob and Laban                         |
| Lesson 4.....  | Jacob Meets God                         |
| Lesson 5.....  | Joseph's Dreams                         |
| Lesson 6.....  | Joseph is Sold                          |
| Lesson 7.....  | Joseph the Slave in Egypt               |
| Lesson 8.....  | Joseph in Prison                        |
| Lesson 9.....  | The King's Dream                        |
| Lesson 10..... | Joseph Rules in Egypt                   |
| Lesson 11..... | Joseph Reveals Himself to his Brothers  |
| Lesson 12..... | Jacob and Joseph Meet Again             |
| Lesson 13..... | Baby Moses                              |
| Lesson 14..... | Moses and the Burning Bush              |
| Lesson 15..... | Moses Returns to Egypt                  |
| Lesson 16..... | The Passover                            |
| Lesson 17..... | God Saves the Israelites at the Red Sea |
| Lesson 18..... | Manna and Water in the Desert           |
| Lesson 19..... | The Laws of God                         |
| Lesson 20..... | The Snake in the Desert                 |
| Lesson 21..... | The Prophet like Moses                  |
| Lesson 22..... | Jesus Speaks with Moses                 |
| Lesson 23..... | Jesus Died for Us                       |
| Lesson 24..... | Jesus is Alive Today                    |

## INTRODUCTION

These lessons were written in response to some cries for help from young people who had been asked to teach in Sunday Schools. They are based on the Look, Listen and Live set of pictures (Book 2, orange cover) published by Global Recordings Network Australia (formerly Gospel Recordings), whom we would like to thank for permission to use their material and encouragement to go ahead with the project. These pictures are an all important visual aid in the lessons. A reproduction of the main picture or pictures needed in each lesson has been printed at its beginning.

This book deals only with the lesson section of the Sunday School and each is planned to last about twenty minutes. The rest of the Sunday School time, composed of singing, prayer, Bible reading, quizzes and other activities, is left to the teachers to plan. We recommend that each lesson should end with a short prayer and song based on that week's teaching. The lessons are aimed at a fairly wide age range of children from 7 to 12 years.

When they were first tried out, the teachers wrote each lesson out week by week in an exercise book so they were purposely kept quite short. Some lessons have been expanded but the idea was to give a fairly brief but comprehensive outline for the teacher to fill out during their own preparation.

The aim printed at the top of each story directs the teaching of that lesson. To make the lessons suitable for children, we cannot teach the whole truth about God in each lesson. Instead the teacher should concentrate on one or two truths in each lesson so that children gradually come to know more about God.

The lesson is not meant to be read to the class from the book. It aims to be the teacher's walking stick and not a pair of crutches.

AIC Sudan Sunday School Committee.

## **TEACHER INSTRUCTION**

READ THIS BEFORE EVERY LESSON

### **Teacher's Preparation**

Ask yourself these questions:

1. Have you prayed and asked GOD to help you prepare the lesson?
2. Have you read the plan of the lesson and learned the aim?
3. Have you read the Bible passage and do you know the story thoroughly?
4. Do you have your pictures, objects, questions and other teaching aids ready?
5. Have you planned your revision step?

### **Revision**

This is where you make strong the meaning of the lesson. Do not take longer than 4 minutes. Use some of these ideas or plan your own ideas.

1. Show the picture again and get the children to tell you the story.
2. Plan a quiz.
3. Tell the students again the aim of the lesson.

## Lesson 1 Jacob the Deceiver

### Picture 1

#### Aim

To teach that Esau and Jacob put their own desires before God's plan. This led to family quarrels.

**Reading:** Genesis 25:19-34

**Memory Verse:** Proverbs 3:6

Remember the Lord in everything you do and he will show you the right way.



### Lesson Plan

#### Introduction

Musa and Khamis were brothers. Musa had a beautiful car he had made. Khamis wanted it. Musa would not let him play with it. They began to quarrel and to fight over the car. Their mother had to come out to stop them. They both wanted the same car.

Either use this story or make up your own.

#### Main Points of the Lesson

1. There were two brothers in the Bible who quarrelled. They were more than brothers, they were twins. Their names were Esau and Jacob, Gen 25:19. Explain that they were Abraham's grandsons.
2. Put Gen 25: 21 -26 into your own words. The babies even fought with each other before they were born. Esau was the first born, v.25 and v. 27. Jacob was the second born, v.26 and v.27. There was division in the home so it was not a happy place, v. 28.
3. Tell the story of v. 29-34. *MAKE SURE THE CHILDREN UNDERSTAND WHAT "BIRTHRIGHT" MEANS*

Esau came in from the fields so hungry he thought he would die without food. Jacob was cooking. *Show picture 1.* Jacob will only give Esau the food if Esau will give him the birth right. This is the first son's inheritance. Esau was given his position in the family by God but he cared very little for what God had given him. He was just hungry. Jacob wanted what was not his. Esau gave away his birth right when he was hungry.

#### Teach Memory Verse

#### Our Response to the Story

Ask: "Did Esau and Jacob remember God in all that they did?"

Answer: "They did not."

Get the class to give you some suggestions as to what happens when:

- a) God's instructions are disobeyed.
- b) Parent's instructions are disobeyed.

The best way is to follow the memory verse.

#### Repeat the memory verse

## Lesson 2 Jacob's Dream

### Picture 2


#### Aim

To teach that Jacob was a deceiver but God met him and began to change him.

**Reading:** Genesis 27: 1-45; 28: 10 -22

**Memory Verse:** Genesis 28: 15

Remember, I will be with you and protect you wherever you go.



### Lesson Plan

#### Introduction

*Show picture 1.*

Revise last week's story by asking some questions. The following are some suggestions.

- |                                       |  |
|---------------------------------------|--|
| Q. Who are the two men?               | A. Esau and Jacob.   |
| Q. What work did Esau do?             | A. He was a Hunter.  |
| Q. What work did Jacob do?            | A. He helped in the house.   |
| Q. What did Jacob want?               | A. Esau's blessing as the first born.                                |
| Q. What was Esau asking for?          | A. Food.   |
| Q. What kind of a person was Jacob?   | A. He deceived Esau. (Make sure the meaning of "deceived" is clear.) |
| Q. Did Esau and Jacob obey the memory | A. No  |

Revise Proverbs 3:6

#### Main Points of the Lesson

1. Begin to tell the story of Gen. 27 in your own words. Isaac, the father of Esau and Jacob, was now very old. He was blind. He wanted to give the eldest son Esau his blessing. He called Esau, 27:1-4.
2. Rebecca heard Isaac speaking to Esau. She called Jacob and prepared him to receive the blessing instead, 27:5-17.
3. Jacob went to his father. He pretended he was Esau. He received the blessing, 27:18-29.
4. Esau returned and went in to his father. He was very angry when he heard Jacob had received the blessing, 27:30-41.
5. Jacob had to leave his home. He had deceived his brother and father. It was not safe to stay. He had to go and live with his uncle, 27:42-44.
6. Jacob set out on his journey. He rested at night and God spoke to him in a dream, 28:10-15. *Show picture 2.*

Even though Jacob is a deceiver and has been wicked, the way to God was open to him v.12. God gave Jacob a promise which is the memory verse.

7. When Jacob woke up he knew God was with him. He made a promise to God, v.20. He put up a stone to remember God had met him in that place, 28: 16-22.

#### Teach Memory verse

#### Our Response to the Story

Jacob had done wrong but God still spoke to him. Even when we have done wrong God will still meet with us. Jacob wanted to change his ways after God spoke to him. God expects us to change our ways too. Give examples of what kind of behaviour needs to change in our lives. Suggest things like lying and cheating.

#### Repeat Memory Verse

## Lesson 3 Jacob and Laban

### Picture 3

#### Aim

To teach that God allowed Jacob to be deceived by Laban. Jacob had to learn it was wrong to cheat and deceive.

**Reading:** Genesis 29:1-30; 30: 19-41; 31:1-3

**Memory Verse:** Proverbs 21:3

Doing what is right and fair is what pleases the Lord more than bringing sacrifices.



### Lesson Plan

#### Introduction

Ask the class if any of them have looked after sheep or goats? How do you care for them? You must find them grass to eat and water to drink. If you don't they will die.

#### Main Points of the Lesson

1. Jacob, who had to leave his home because of quarrels with his family, went on a long journey of several days to the place where his uncle lived. When he arrived he found he could help the shepherds give water to the sheep, 29:1-3. He asked the shepherds "Do you know my uncle?"

Put the following verses 4-14 into your own words. In them Jacob meets Rachel and is also welcomed by his uncle.

2. Jacob began to work with Laban. Laban offered him wages. Jacob said he would work to pay the bride price to marry Rachel. Tell v. 15-28 in your own words.

Important point: Laban cheated Jacob just as Jacob had cheated his brother and father. Jacob found out that he did not like being cheated.

3. Jacob's home was not a happy one, 30:19-24.

4. God is still with Jacob. Jacob looked after Laban's sheep and goats and they increased. Jacob decided to leave Laban, 30:29-30. He would take as Laban's wages to him all the spotted, two-coloured and black animals from the flock and leave the rest, 30: 32-33.

5. But Laban cheated Jacob again and removed all those animals from the flock before Jacob could take them. Laban hid them from Jacob.

6. Jacob cheated Laban back. He was a clever shepherd and somehow allowed the strongest animals to breed only spotted and two-coloured young. Laban got very few weak animals but Jacob got the best.

7. Laban became very angry. *Show picture 3.* Point out Laban and Jacob and the two-coloured animals. Jacob became very rich but once again he had to leave quickly.

Jacob tricked Laban but Laban tricked Jacob back. Jacob had to learn it is wrong to cheat and deceive. Even though Jacob was like this, God still cared for him.

#### Teach Memory Verse

#### Our Response to the Story

Ask the class at what times we are tempted to cheat and deceive. It is often at school and during examinations. If we want to follow God is that the best way to honour and serve him?.

## Lesson 4 Jacob Meets God

### Picture 4

#### Aim

To teach that when God met Jacob he changed him. Jacob learnt that God would protect him.

**Reading:** Genesis 32:3-32; Genesis 33: 1-4

**Memory Verse:** Philippians 4:19

My God shall supply all your needs.



### Lesson Plan

#### Introduction

Make up a story, or tell one from your own life, about going to meet someone of whom you are afraid. For example, going to meet the headmaster of a new school.

#### Main Points of the Lesson

1. Jacob was going back home with his family. It was a large family Gen. 32:22. Describe it. He was going to see his brother Esau. He was afraid. He had not treated Esau well. Ask the class if they remember what he had done. *Show picture 1.* He had cheated his brother out of their father's blessing.
2. Jacob sent messengers to Esau. He was frightened by the news they brought back, v. 3-6. Esau had an army with him.
3. Jacob divided his family into groups, v. 7-8.
4. Jacob prayed. He reminded God that God had promised to protect him. He knew that he did not deserve God's care, v.10. This was the first time Jacob admitted that God had been good to him, v. 9-12.
5. Jacob prepared gifts for his brother Esau and sent his family to safety, v. 13-22.
6. Jacob was alone. He fought with an unknown man. *Show picture 4.* Jacob believed he was fighting with God. His name was changed. Jacob was called Israel. He struggled with God. Jacob was left with a limp to remind him of the meeting, v. 23-31.
7. Jacob met Esau who greeted him warmly, 33: 1-4.

#### Teach Memory Verse

God supplies Jacob's need for protection.

#### Our Response to the Story

Jacob tried to trick people to get what he wanted. He had to learn this was not the right way. God would care for him without him tricking people.

Can you tell a story from your own experience how God has supplied your need?



## Lesson 5 Joseph's Dreams

### Picture 5

#### Aim

To teach that God had a plan for Joseph's life. He has a plan for our lives too.

**Reading:** Genesis 37: 1-11

**Memory Verse:** Ephesians 1:4

Even before the world was made God had already chosen us to be his.



### Lesson Plan

#### Introduction

Ask the Sunday School if anyone had a dream last night. What was it about? Sometimes our dreams are not very sensible. Today's story is about someone who had dreams. He was called The Dreamer. His dreams made his family angry.

#### Main Points of the Lesson

1. Joseph was the son of Jacob. Do you remember God gave Jacob another name? It was Israel. *Show picture 4.* Joseph was one of Israel's 12 sons. Joseph was not popular with his brothers. Explain why, 37:2. He told tales about his brothers to his father. Joseph was popular with his father. He was given a special coat. There was jealousy and bad feeling, v.3.
2. Joseph had a dream. he told his brothers about it, v. 5-7. *Show picture 5.* They were angry. "Do you think you are going to rule over us?" They asked, v.8.
3. Joseph had a second dream, v.9. He told his father. He was angry too, v. 9-10. Parents and brothers do not bow down or pay respect like this to one of the youngest sons. But Jacob thought a lot about Joseph's dreams.

#### Our Response to the Story

God had a plan for Joseph's life. Joseph wasn't very sensible and he boasted about it. He was not a very nice person. God had to change him before that plan happened.

God has a plan for our lives even before we are born. Look at what the memory verse says.

#### Teach the Memory Verse

## Lesson 6 Joseph is Sold

### Picture 6

#### Aim

To teach that when difficulties and problems came into Joseph's life God used them for Joseph's good. He does the same with us.

**Reading:** Genesis 37: 12 -36

**Memory Verse:** Genesis 50:20

You plotted evil against me, but God turned it into good.



### Lesson Plan

#### Introduction

Ask the children if they have a pet name or a nickname that the family call them. It often describes a person's character. Perhaps you, the teacher, have one. Joseph had a nickname given to him by his brothers. He was called "The Dreamer". It was not a very kind one.

*Show picture 5.* Briefly review the story.

#### Main Points of the Lesson

1. Joseph was sent by his father Jacob to see how his brothers were getting on caring for the animals, 37: 12-14.
2. Joseph had some difficulty finding his brothers, 37: 15-17.
3. His brothers saw him coming. They may have been angry that the father had sent this young boy to see what the grown up brothers were doing. They decided to kill him, 37: 18-20.
4. Reuben, the eldest stopped them. Tell the story, v. 21-24. The teacher can play the different parts of the brothers in their arguments.

Joseph was put down a dry well and Reuben went off, probably to look after the sheep.

5. While they were eating the food Joseph had brought, the brothers saw some merchants coming. Another brother suggested selling Joseph as a slave. He was sold for 20 pieces of silver and taken to Egypt. *Show picture 6, 37:25-28.*
6. Reuben returned. The brothers all told their father that Joseph has been killed. Jacob mourned, 37: 29-35.
7. Joseph was sold as a slave to an important soldier, 37:36.

#### Our Response to the Story

Some terrible things happened to Joseph but years after when Joseph met his brothers he said the words of today's memory verse to them.

#### Teach the Memory Verse

God took Joseph to Egypt for a special purpose which we will see later. God allows different things to happen to us so that we will learn to trust him at all times. Give an example from your own life if possible.

## Lesson 7 Joseph the Slave in Egypt

### Picture 7


#### Aim

To teach that God was with Joseph. In all his difficulties God blessed him.

**Reading:** Genesis 39: 1-23

**Memory Verse:** 1 Corinthians 10: 13

God will not allow you to be tested beyond your power to remain firm.



### Lesson Plan

#### Introduction

Make up a story about 2 children. The younger child breaks something in the home or steals some sugar but the older child is blamed and wrongly punished by the parents. Of course it is very unfair.

#### Main Points of the Lesson

1. Some very unfair things happened to Joseph. Ask the class what they were. (See Genesis 37:11, 18-20, 23-24, 28). Joseph was probably not a very nice person at the time his brothers sold him to the traders but their punishment was very cruel.
2. Joseph was sold as a slave to Potiphar an important soldier in Egypt. Joseph worked well and became a trusted servant. He was the head servant in the house. He was given a lot of responsibility and God blessed him, 39:1-6
3. But more trouble came to Joseph. Potiphar's wife wanted Joseph for herself. Joseph refused her many times, 39:7-10.
4. Rather than do as she asked, Joseph ran away from Potiphar's wife but she tore off a piece of his clothing, 39:11-15. *Show picture 7.*
5. The lies Potiphar's wife told her husband were believed and Joseph was put in prison for something he did not do, 9: 16-20.
6. But God was with Joseph in prison, 39: 21-23.

#### Teach Memory Verse

When things are difficult for you, (remind the class of the introduction story) remember the example of Joseph.

#### Our Response to the Story

Wrong was done to Joseph. He was put in prison for 8-10 years but he trusted God and obeyed his laws. He believed God was in control and God blessed Joseph. One day God will judge and punish those who bring evil. God never allowed Joseph to suffer too much and this is what the memory verse says.

## Lesson 8 Joseph in Prison

### Picture 8

#### Aim

To teach that God continued to be with Joseph in his difficulties. Joseph began to use the gifts God had given him to help others and not himself alone.

**Reading:** Genesis 39:19-23; 40:1-23.

**Memory Verse:** Genesis 39:21

But the Lord was with Joseph and blessed him.



### Lesson Plan

#### Introduction

Ask the Sunday School Class who likes to sing? Probably most of the children do. Ask the class who gives us good voices to sing with. By your questions and answers show that God gives us gifts like singing to enjoy. We enjoy them more if we share the gift with others.

#### Main Points of the Lesson

1. Joseph had a gift. He could interpret dreams but his gift has made people angry with him. *Show picture 5.* Briefly review the story as you look at the picture. Joseph was now in prison unjustly but he was not angry with God. Describe Joseph's position in the prison, 39:21-23.
2. The chief servant of the King of Egypt and his chief baker were put in prison with Joseph. They spent a long time there. One night they both had dreams. There was no one to tell them what they meant. Joseph told them that God could help them. The Egyptians did not know God. Joseph offered to help them understand God's message, 40:1-8
3. *Show picture 8.* Tell the story of the chief servant's dream, 40:9-13.

Note:

- a) The picture of his dream is shown above the chief servant's head.
  - b) A grape vine is a small bush on which grapes grow. The small fruits are squeezed to get the juice to make wine.
4. Joseph felt sorry for himself and asked the chief servant to take his case to the king when the chief servant returned to his job, 40: 14-15.
  5. The chief baker told Joseph his dream. Joseph told him the meaning, 40: 16-19
  6. What Joseph said came true. But the chief servant forgot to tell the king about Joseph. God allowed Joseph to stay in prison two more years, 40: 20-23.

#### Teach Memory Verse

#### Our Response to the Story

Ask the children to think about the gifts God has given them. How can they use them for Him. If the teacher knows the children well he could mention their gifts (For example the gift of singing or the gift of friendliness etc.)

## Lesson 9 The King's Dream

### Picture 9

#### Aim

To teach that now Joseph had suffered and been disciplined in prison he was ready for the work God planned for him.

**Reading:** Genesis 41:1-49

**Memory Verse:** Genesis 41:37

We will never find a better man than Joseph, a man who has God's spirit in him.



### Lesson Plan

#### Introduction

Sometimes our parents may ask us to do something we don't want to do when we are children, like digging in the garden. But when we are grown up we are glad our parents taught us. This is called discipline.

#### Main Points of the Lesson

1. God disciplined Joseph. He was not a very nice young man. He was proud. *Show picture 5.* His brother punished him. *Show picture 6.* God allowed them to sell Joseph as a slave. Even when Joseph did right he got into trouble. *Show picture 7.* He was put in prison. He began to help the prisoners. How? *Show picture 8.* Joseph asked the chief servant to talk to the king of Egypt about his unjust imprisonment. The servant forgot. After another two years God knew Joseph was ready for the great work he had for him. Today's story is about how it all happened.
2. The king of Egypt was asleep. He had a dream. *Show picture 9.* Tell the story of Gen. 41:1-4. Put it into your own words.
3. The king woke up, then when he went to sleep again he had another dream. Tell the story about the two different kinds of cows, 41:5-7
4. No one could tell the king what the dream meant. Then the chief servant remembered Joseph, 41: 8-13.
5. The king sent for Joseph and asked him to interpret his dream. Joseph was full of courage and told the powerful king, who did not know God that it is only God that can do this, 41: 14-16.
6. The king told Joseph the dream (the teacher does not need to retell it.) Joseph told the king the meaning. There would be seven years of good harvest followed by seven years of famine, 41:25-32.
7. Joseph also told the king how to prepare the country for the years of famine after the good years of harvest, 41:33-36.
8. The king was so impressed with Joseph he made him Prime Minister, 41: 37-46.

#### Teach Memory Verse

#### Our Response to the Story

God disciplines us. Our parents taught us to do things that were for our own good even though we did not like them at the time (refer to Introduction). God disciplines Joseph. God allowed him to stay in prison. He learnt to rely on God. God often allows difficult things to happen to us so we can rely on him and not ourselves. If possible give an example of this from your own life.

## Lesson 10 Joseph Rules in Egypt

### Picture 10

#### Aim

To show how Joseph's dream came true. God has a plan for everyone's life. He will guide and protect us, as he did Joseph.

**Reading:** Genesis 42: 1-29

**Memory Verse:** Psalm 37:23

The Lord guides a man in the way he should go.



### Lesson Plan

#### Introduction

Everybody knows what it feels like to be hungry. Remind the children that in 1987 and 1988 many thousands of Sudanese walked across Sudan to Ethiopia, a different country, to get food. Other people walked from Tori to Juba. It took several days.

#### Main Points of the Lesson

1. The family of Jacob, a big family of eleven sons and their wives and children, was hungry. There was famine in their land. Jacob sent ten sons to Egypt where he heard there was food, 42: 1-5
2. Joseph was a very important man now. He was very efficient at giving out the food. The brothers were very polite. They did not recognise Joseph but Joseph knew they were his brothers, 42:5-6. *Show picture 10.*  
Point out that the brothers are pleading for corn. Does the picture remind you of another one? *Show picture 5.* Joseph's dream had come true. Return to picture 10. Look at Joseph. He was very stern with his brothers. He wanted to test them to see if they were the same selfish men. He did not tell them he was Joseph. He accused them of being spies, (working for another government against Egypt,) 42:6-13.
3. All the brothers were put in prison. To test the truth of their story, one brother was to go and bring the youngest brother to Egypt. After 3 days Joseph relented so now all the brothers could return home except for Simeon. He must stay in prison until the brothers returned with the youngest son Benjamin, 42:14-20.
4. The brothers talked in their own language and believed God was punishing them for their unkindness to Joseph. Joseph understood what they were saying. Perhaps his brothers were sorry for what they had done, 42: 21-24.
5. When Joseph's brothers returned home they found the money they paid for the corn in the top of their sacks. They did not understand it. Who was the ruler in Egypt? 42: 25-29.

#### Teach Memory Verse

#### Our Response to the Story

God caused Joseph's dream about his brothers to be fulfilled when the brothers came to Egypt for food. God knows all that will happen in our lives. That should make us feel very safe. Nothing can happen to us that God is not in control of. Read the list in Romans 8:35-38.

## Lesson 11 Joseph Reveals Himself to his Brothers

### Picture 11

#### Aim

To show that Joseph forgave his brothers.

**Reading:** Genesis 43: 1-34; 44: 1-34; 45: 1-15.

**Memory Verse:** Ephesians 4:32.

Forgive one another, as God has forgiven you through Christ.



## Lesson Plan

### Introduction

Have you ever heard anyone say, "I will never forgive you." It's a very sad thing to hear someone say. A person may say it when they believe something very bad has been done to them. Joseph didn't say it to his brothers. He tested them when they came to buy corn from him in Egypt. *Show picture 10.* They returned home with sacks of corn but they had to leave brother Simeon behind in prison in Egypt.

### Main Points of the Lesson

1. Now the food the brothers had brought back was finished. Jacob wanted his sons to return to Egypt. The famine was very bad. "We cannot go," said the brothers, "without Benjamin." The teacher could act the different parts of Jacob and the sons arguing with each other, 43: 1-7.
2. Judah, (who had first suggested selling Joseph, Genesis 37:26-27), said he would give his life in place of Benjamin if anything were to happen to him. Judah's character had changed. Gifts were prepared. Benjamin went too, 43:11-15; 44:3.
3. Joseph was very glad to see his brothers and Benjamin. Benjamin was his own blood brother. He treated them well and sent them all home with sacks of corn, 43: 15-34; 44:3
4. Joseph's servant rode after them and accused them of stealing Joseph's cup. It was found in Benjamin's sack. Joseph wanted to test his brothers. Would they take care of Benjamin and stay with him or would they run away? 44: 1-13.
5. Judah asked to stay as Joseph's slave in Benjamin's place, 44:14-17; 44: 30-34.
6. Joseph saw his brothers had changed so he told them who he was, 45:1-4; 45:14. *Show picture 11.*

### Teach Memory Verse

#### Our Response to the Story

Joseph was able to forgive his brothers 45: 5-8. There is always separation wherever there is no forgiveness. How did Joseph forgive his brothers? Joseph had God's spirit within him. (Review memory verse for Lesson 9). God has forgiven us because of Jesus' sacrifice, so we can forgive others. Do you know God forgives men? Do you forgive others or do you say I will never forgive you? God did not say that.

## Lesson 12 Jacob and Joseph Meet Again in Egypt

### Picture 12

#### Aim

To show that Joseph and Jacob were happily reunited. God blessed Joseph through his troubles.

**Reading:** Genesis 45:16-28; 46:1-7, 28-34; 47: 1-12, 27-31; 48: 1-22; 50: 15-21.

**Memory Verse:** Acts 7:9

God was with Joseph and brought him safely through all his troubles.



## Lesson Plan

### Introduction

Can you remember any member of your family coming to visit your home after being away for several years. It is very exciting. Everyone has changed. The children have all gotten bigger. There is a lot to talk about.

### Main Points of the Lesson

1. Joseph had a lot to talk about with his father. They had not seen each other for about 20 years. First of all, Jacob could not believe what his sons said when they got home from Egypt.

Joseph was alive! Joseph had sent many gifts, 45:23-27.

2. They also brought an invitation from the King of Egypt for all the family to move there. That was almost 100 people, 45: 17-20.

3. Jacob packed up to go. God promised his presence with them, 46: 1-7.

4. Joseph and his father Jacob were reunited, 46: 28-30.

5. Joseph took some of his brothers and his father to meet the king. The family settled in Egypt, 47:1-12.

6. Jacob lived in Egypt for 17 years until he was 147 years old. Before he died, Joseph brought his sons for his father to bless, 48: 8-12. *Show picture 12.*

7. Joseph put Jacob's right hand on his elder son Manasseh's head and his left hand on the younger son Ephraim. But look at the picture. Jacob changed the hands over. The family of Ephraim, the younger son became a great nation.

8. When Jacob died Joseph's brothers were afraid. Had Joseph really forgiven them? Joseph reassured his brothers, 50:15-21.

### Teach Memory Verse

### Our Response to the Story

All through his life Joseph had many problems. Joseph was a great man. God was with him through his troubles. God honoured Joseph because Joseph honoured him. If we honour God in our lives, he will honour us.



## Lesson 13 Baby Moses

### Picture 13

#### Aim

To show how God kept a small baby called Moses safe.

**Reading:** Exodus 1:8-22; 2:1-10

**Memory Verse:** Isaiah 41:10

I am your God.... I will protect you and save you.

### Lesson Plan

#### Introduction

Many Sudanese Christians have experienced danger recently. Several thousand people have walked from Torit to Juba and these have included many children. Taban, the youngest of a group of children got a little behind his brother and sister on part of the journey. They were sent back to fetch him and so escaped being blown up by a land mine which hit the others they had been with.



#### Main Points of the Lesson

1. Hundreds of years before this Joseph's family, now a big tribe of people, were in danger too. Joseph was dead and another king ruled Egypt.

Describe how Joseph's tribe were now slaves and new born babies were ordered to be killed, 1:8-22.

2. Moses was born and hidden for 3 months until he became too big to hide. The mother put the baby in a basket by the River Nile. Miriam, the baby's sister, hid there and watched, 2:1-4.

3. The king's daughter came to the river to bathe. She saw the basket. She found the crying baby in it, 2:5-6. *Show picture 13.* In the picture Miriam is just coming to offer help.

4. Miriam offered to find a nurse for the baby and went to get their mother, 2:8-9.

5. Moses grew up in the house of the king's daughter where he learnt all the wisdom of the Egyptians and became a great man.

#### Teach Memory Verse

#### Our Response to the Story

God protected Moses hundreds of years ago and he protected Taban and his family on their dangerous walk, a few years ago. God keeps us. He does not always take the danger away but he is with us in it.

If the teacher can add his own story of God's protection this will make the lesson even more real to the children's daily life.

## Lesson 14 Moses and the Burning Bush

### Picture 14

#### Aim

To teach that God called Moses to be a leader and gave him the power to do the work.

**Reading:** Exodus 2: 11-25; 3: 1-21; 4: 1-20.

**Memory Verse:** Exodus 3:14

God said, "I AM WHO I AM...The one who is called I AM has sent me to you."



### Lesson Plan

#### Introduction

In front of the class carefully light a piece of paper and let it burn up completely. (If the paper is put on cooking pot lid, the class could see it and it would be safe). Show the class that when something is burnt very little is left.

#### Main Points of the Lesson

1. Moses was in the desert and saw a bush on fire but nothing of it was burnt. Briefly *show picture 14*. Why was Moses in the desert? When we last talked about him he was being looked after by a king's daughter. God had saved and protected him. Briefly *show picture 13*. Review the last story and memory verse.

2. Moses grew up in the king's house but when he visited his own people he found things were very unjust. He tried in his own way to put things right and had to run for his life, 2: 11-14.

3. Moses married and lived in a different land for 40 years. In the desert near Mount Sinai, he looked after sheep and God taught him how to be a leader, 2:21-22.

In Egypt, Moses' people, the Israelites were slaves. They cried out to God in their suffering, 2: 23-25.

4. One day Moses saw a strange thing. A bush burned with fire but it was not destroyed. Moses went closer to look. *Show picture 14* again. God spoke to Moses out of the fire, 3: 1-3.

5. God taught Moses that he must remember God is holy when he approached him, 3:4-6.

6. God told Moses he was to lead the Israelites out of Egypt to a new land, 3:7-10.

7. Moses made lots of excuses. He did not want to do this work.

Moses said:-

- a) He was an unimportant man, 3:11
- b) He did not know how to tell the Israelites about God, 3:13, 4:1.
- c) He was a very bad speaker, 4:10.

8. God answered Moses' excuses and taught Moses about himself. God's name is I AM. 3:14. This name shows that God is always present, he is always active and he never changes. God gave Moses three signs he could use to show that he was God's messenger (leave these until the next lesson to describe) 4:2-9. Aaron, Moses' brother was to be spokesman.

9. Moses returned to Egypt ready to do God's work, 4:18-20.

#### Teach Memory Verse

#### Our Response to the Story

When God asks us to do something for him he never leaves us without the power and ability to do it. If you talk to your friends about who God is, He will help you.

Note to teachers: The Egyptians called the people Moses belonged to the Hebrews. The people called themselves the Children of Israel or Israelites. Israel was the name God gave to Joseph's father, Jacob.

## Lesson 15 Moses Returns to Egypt

### Picture 15

#### Aim

To show how the Egyptians learnt there is only one God.

**Reading:** Exodus 6:28 - 10:29

This is a very long reading and story. The lesson will be too long if you tell everything about the disasters. Make Exodus 7:1-13 the most important part.



**Memory Verse:** Psalm 105:7

The Lord is our God, his commands are for all the world.

### Lesson Plan

#### Introduction

Make up a story about a family who have a difficult problem. For example, there has been a very bad quarrel between two groups in the family. In African traditional religion, the elders come and sacrifice an animal. The quarrel happened, they believe, because the ancestors have been made angry. Their anger has to be appeased.

#### Main Points of the Lesson

1. The king of Egypt and all his people worshipped many gods, not the one true God who showed Himself to Moses and spoke to him from the bush that did not burn. *Show picture 14.* Say last week's memory verse, Exodus 3:14.

Review last week's lesson briefly by questioning the class. Show that God called Moses to go back to Egypt to lead the Children of Israel to the land they had come from. He had to ask the king of Egypt to let the people go.

2. Moses and Aaron went together to see the king and asked him to allow the Children of Israel to leave Egypt. God had told Moses that the king would be stubborn, he would refuse to let the people go. Many unpleasant things would happen in Egypt that would show the king who God really is, Exodus 7:2-6. The king of Egypt would be shown by the acts of Moses and Aaron that the things they worshipped as gods were powerless and not gods at all. Say memory verse, Exodus 7:5.

3. Moses and Aaron showed the king how powerful God is. Aaron threw his stick on the ground and it became a snake. *Show picture 15.* All the wise men and magicians of Egypt did the same. Describe what happened, Exodus 7:10-13.

4. As the king would not allow the Children of Israel to leave, God sent many disasters on the king and the Egyptians. The Nile water turned to blood. The Egyptians worshipped the Nile, the river brought life as it watered their crops. Aaron held his stick over it and the water turned red. Everything in the river died, 5: 14-25. The River Nile was not God.

Say memory verse.

5. Say briefly what the other disasters were: Frogs (fertility gods to the Egyptians), gnats or lice, death of their cattle, boils, hail, locusts and darkness. Egyptians worshipped the sun. The darkness sent by Almighty God whom Moses spoke of, had put the sun out!

6. After the darkness the king called Moses to him. He was very angry. He never wanted to see Moses again. "You are right," said Moses, "you never will." 10:29.

#### Teach The Memory Verse

#### Our Response to the Story

Those angry words came true. The king learnt that his gods, like our ancestors, cannot help us. It is God Almighty who made us and wants our worship. The king's heart grew harder until he would not listen to God. This is a warning to us.

## Lesson 16 The Passover

### Picture 16


#### Aim

To show how God saved his people in Egypt by the sacrifice of a lamb and how God saves us by the sacrifice of the Lamb of God who is Jesus Christ.

**Reading:** Exodus 12:1-14, 29-36; 1 Peter 2:24-25.

**Memory Verse:** Exodus 12:13.

When I see the blood, I will pass over you and will not harm you.



### Lesson Plan

#### Introduction

Talk about the special meals or feasts that are prepared and eaten in the children's homes at certain times. What special occasions are they for?

#### Main Points of the Lesson

1. God gave instructions to Moses to tell the Children of Israel about a special meal they were to prepare on a special day. They were to prepare just the right amount, Exodus 12:1-5.
2. Everyone was to kill the sheep or goat they had chosen on the same day and put the animal's blood on the door posts of their houses, 12:6-7. *Show picture 16.* The class could act this part of the story.
3. The meat was to be cooked quickly and nothing left over. Everyone was to be ready to go on a journey, 12:8-11.
4. At mid-night all the firstborn sons in the Egyptian families died. When God saw the blood on the door post of an Israelite house he passed over it, v. 12-14, 29. *Show picture 16* again.
5. The Egyptians were so afraid they asked the Israelites to leave and even gave them gifts to take with them, v. 30-36.
6. Many years after this God sent his son Jesus Christ to this earth. He sacrificed his life to take away our sins. *Show picture 23.* Slavery is a picture of sin. The Children of Israel had to be delivered from Egypt and a lamb was sacrificed to save them from death. Jesus is the Lamb of God for us.

#### Teach Memory Verse

#### Our Response to the Story

There was once a man who was a thief. He was caught and arrested by the police. He was taken before the judge who said a very large fine must be paid. The man could not pay but his father came and paid it all for him. The father had sold all his cattle to pay his son's fine.

Jesus sacrificed all he had to take away the debt of our sin. Ask the children in the class if they have thanked the Lord Jesus for his sacrifice for them.

## Lesson 17 God Saves the Israelites at the Red Sea

### Picture 17

#### Aim

To show that God performed a great miracle and saved the people of Israel from the Egyptian army.

**Reading:** Exodus 14:5-31.

**Memory Verse:** Exodus 14:13.

Don't be afraid! Stand your ground and you will see what the Lord will do to save you today.



## Lesson Plan

### Introduction

Think of some events in your life that you will never forget because they are very important to you. Tell the Sunday School class about one or two of them.

### Main Points of the Lesson

1. Something was about to happen now to the Children of Israel that they never forgot. They constantly thanked God for it. They had left Egypt and started on their journey to the Promised Land. There were probably at least two million of them and their animals. They were walking through the desert. God showed them the way with a pillar of cloud in the day which kept the sun off and a pillar of fire by night which also kept them warm.
2. In Egypt the people realised they had let their slaves go. The king and his army prepared to go and get them back, v. 5-9.
3. The Children of Israel reached the Red Sea, they could not cross over. They could not go round it because there were mountains on each side. They saw the Egyptian army behind them, so they could not go back. They were frightened. There was no escape. They were very angry with Moses, v. 10-12.
4. Moses was not afraid. He trusted God. He knew God would save them, there was no need to run away. Say the words of the memory verse.
5. Describe what happened in verses 19-20.
  - a) The cloud moved behind the Israelites and hid them from the Egyptians.
  - b) Moses held his rod out over the sea and a strong wind blew the waters back all night.
  - c) Moses led the people through on dry land. *Show picture 17.*
6. The Egyptians followed and were drowned, v. 23-28.

### Teach Memory Verse

### Our Response to the Story

The memory verse is true for us today. The following story happened in Juba. A man who had no food left in his house for his family, wrote a letter to a friend of his who was a pastor, asking for help. The pastor replied that he did not have any extra food but the gift he could give was to pray for them. The family must also ask for God's help. The family did pray. The next day a relative returned some money that he had borrowed without being reminded of the debt and the children in the family received a tin of beans from their school. God had supplied more than they needed.

## Lesson 18 Manna and Water in the Desert

### Picture 18

#### Aim

To show that God will provide what we need.

**Reading:** Exodus 16:1-35; 17:1-6.

**Memory Verse:** Philippians 4:19.

My God will supply all your needs.



### Lesson Plan

#### Introduction

Talk about the airlift of food into Juba. People cannot grow enough food in Juba and it is dangerous to go outside the town. They depend on the aeroplanes to bring food. This has continued for over three years.

#### Main Points of the Lesson

1. Like the people in Juba, the Children of Israel did not know where their food was coming from. They had crossed the Red Sea. *Show picture 17.* Now they were in the desert. There was no food or water. They complained to Moses and God. Exodus 16:1-3,8.
2. God sent them food. Each evening he sent birds near the camp that they could catch and eat.
3. Every morning God sent them a food that they used like bread. The Children of Israel called it "manna", v. 31. It was on the ground fresh every morning. If someone tried to keep some for the next day, it went bad, v.14-21.
4. Every 6th day (Friday) they collected twice as much as usual. This was for two days. No manna was to be found on the 7th day - the Sabbath. This was a day of rest and a day to worship God, v. 22-30.
5. The people also complained when there was no water, 17:1-2.
6. Moses followed God's instructions and water flowed out of the rock. Tell what happened in verses 2-6. *Show picture 18.*

The Children of Israel lived in the desert for 40 years. All that time God provided food. There were probably two million people.

#### Teach Memory Verse

#### Our Response to the Story

God supplied the needs of the Children of Israel in the desert. Do you trust him to supply your needs today?

Remind the class of last week's story in this section. A story from the teacher's own Christian experience would be very helpful here.

## Lesson 19 The Laws of God

### Picture 19

#### Aim

To teach that God gave Moses the Ten Commandments to show people everywhere how to worship and serve Him.

**Reading:** Exodus 19:1-24; 20:1-17.

**Memory Verse:** Exodus 19:5.

Now if you will obey me and keep my covenant, you will be my own people.



### Lesson Plan

#### Introduction

Talk about rules. The children should be able to tell you about their school rules. Why do we have rules? One answer is to help us to live together in peace.

#### Main Points of the Lesson

1. Moses was leading a large number of people in the desert and they needed some rules to show them how to live together and most of all how to serve God.
2. Three months after the Israelites left Egypt, they came near a mountain called Sinai in the desert. God spoke to Moses there and gave him a promise.

Say the memory verse.

3. God said He would show Himself to the people but they had to prepare themselves first, 19:9-12.
4. God came down to Mount Sinai. Tell what happened, 19:16-19.
5. God called Moses to the mountain and gave him the Ten Commandments which were written on large stones. *Show picture 19.*
6. These are the laws God gave Moses.
  1. I am the Lord your God.
  2. Do not worship anything or anyone else.
  3. Do not use God's name for any evil purposes.
  4. Remember to keep the seventh day holy (different from the other six days) to worship God.
  5. Honour your father and mother.
  6. Do not commit murder.
  7. Do not commit adultery.
  8. Do not steal.
  9. Do not lie.
  10. Do not be greedy for other peoples' belongings.

#### Our Response to the Story

Take one or two of these commands and explain what they mean. This could be done with simple little plays that should involve two or three children and be practised beforehand. Commandments number 5, 8, 9 or 10, could be demonstrated easily in this way. This will show that although God gave them to the Israelites they still tell us today how to serve God and the people around us.

#### Teach Memory Verse

## Lesson 20 The Snake in the Desert

### Picture 20

#### Aim

To teach that disobedience to God has to be punished by death but God has provided us with a way to safety.

**Read** Numbers 21:4-9; John 3:14-16.

**Memory Verse:** Romans 6:23.

The wages of sin is death but the gift of God is eternal life.



### Lesson Plan

#### Introduction

Make up a story about a boy climbing a mango tree. This tree does not belong to his family but the mangoes are ripe so he is stealing them. But the owner suddenly appears. When the boy sees him he is careless and falls off the tree. He hurts himself.

When we disobey God we sin. It's like falling down. When we fall we hurt ourselves.

#### Main Points of the Lesson

1. God took care of the Children of Israel on their journey to the Promised Land.

*Show pictures 18 and 29.* Briefly review how God cared for them by asking questions about the pictures.

2. God provided food and water, and gave them laws to teach them to live together but they grumbled. They were ungrateful and they doubted God would care for them, 21:5.

3. God sent snakes, v.6.

4. The Children of Israel understood they had sinned and repented v. 7.

5. Moses made a snake and put it on a pole, v. 8. *Show picture 20.*

6. The people looked at the snake and were healed, v. 9.

#### Teach Memory Verse

#### Our Response to the Story

Jesus said He would die and be raised up like this snake for our disobedience. He was put up on a cross and died for sin. Just as every sick Israelite needed to look up at the snake in order to be healed, we need to look up and accept the gift of Jesus' sacrifice for sin for us.



## Lesson 21 The Prophet like Moses

### Picture 21

#### Aim

To teach the Jesus who was a prophet like Moses came to feed people with the bread of life.

**Reading:** Deuteronomy 18:15; John 6:1-13; 25-40.

**Memory Verse:** John 6:35.

I am the bread of life, he who comes to me will never be hungry.



### Lesson Plan

#### Introduction

Begin the lesson by talking about the older people who live in our families.

Example: Ask the children to put up their hands if their grand-mothers live near them or with them. Ask what she does. Someone may say she looks after the children when mother is at work and she cooks the food. Perhaps she collects the firewood. She is a very important person in the family.

#### Main Points of the Lesson

1. Moses was an important person. He helped the Jews across the Red Sea. *Show picture 7.* He followed God's plans and showed them where God gave them water and bread. *Show picture 18.* He gave them God's law. *Show picture 9.* Moses grew old. Before he died God said to him, "I will send a prophet (teacher) like you from this family. He will tell the people everything I command."
2. People waited many years for this prophet to come. Then God sent Jesus. He pleased God. He did many miracles. Like Moses he fed the people.
3. *Show picture 21.*

Tell story of John 6:5-13 in your own words. There was a big crowd. They were hungry. Jesus asked Philip, "How can we feed the people." Philip did not know, v. 6-7.

4. Andrew found a boy with his lunch, v. 8-9. Jesus told the disciples what to do. He gave thanks for the bread and every one ate, v. 10-13.
5. The people said this must be the prophet God spoke about to Moses. Jesus told the people who he was. He said, "I am the bread of life", v. 35.

#### Our Response to the Story

**Look back at picture 18.** The people were hungry again after they ate the bread. But Jesus said, "I am the bread of life." If we believe in Jesus and if we love Him He will be everything we need. There will be difficulties and problems but He will be there with us. We will not face them alone or without His help. Jesus is the Living Bread. Moses died when he was an old man and so did all the Children of Israel. When we obey the word of Jesus, it is like feeding on the bread He gives us. Our spirits will not be hungry and we shall go to live with Him when we die. This is what the memory verse says.

#### Teach Memory Verse

## Lesson 22 Jesus Speaks with Moses

### Picture 22

#### Aim

To show that Jesus is greater than Moses. He is the Son of God.

**Reading:** Luke 9:22-36.

**Memory Verse:** Luke 9:35.

A voice said from the cloud, "This is my Son whom I have chosen - listen to Him."



### Lesson Plan

#### Introduction

Describe what happens when there is an important holiday or event in the town like a graduation at the university or national holiday. Everyone goes to watch, the band plays, speeches are made by important people. Important things may be said in the speech.

#### Main Points of the Lesson

1. Jesus had important things to say to his disciples but they did not listen very well. One day he took three of them up a mountain away from the people so He could teach them. Peter, James and John, the three disciples were tired and they went to sleep, v. 28.
  2. Jesus went to pray. While He prayed his appearance changed. He looked perhaps as He was in Heaven.
  3. Moses and Elijah came and talked with Jesus about his death. *Show picture 22.*
- Say briefly who these men were. Moses gave God's laws to the people. Elijah was a prophet or teacher about God. He once stood alone against God's enemies, 1 Kings 18.
4. Peter, James and John woke up very frightened. Peter wanted to keep everyone there so he suggested building houses, but Jesus like Moses, didn't stay on the mountain (*Show picture 19.*) Moses gave people the law to show us how God wants us to live but Jesus was going to die for us to show us the way back to God.
  5. The cloud came. God spoke and said, "Jesus is greater than Moses, he is my Son." v. 34-35.

#### Teach Memory Verse

#### Our Response to the Story

God told the disciples to listen to Jesus. The Children of Israel had listened to Moses in the desert as he led them safely from Egypt to the borders of the Promised Land, but now someone greater than Moses has come. God tells us to listen to Jesus too. How do we listen to Jesus? He speaks to us through the Bible. Show your Bible. Come to Sunday School and hear what the Bible says. This lesson could be used to introduce a daily method of Bible reading, such as Daily Guide of the Scripture Union.

## Lesson 23 Jesus Died for Us

### Picture 23


#### Aim

To show that Jesus died to take away our sins.

**Reading:** John 3:14-18; Luke 23:26-47.

**Memory Verse:** John 3:16.

For God loved the world so much that He gave His only Son so that everyone who believes in Him shall not die but have eternal life.



### Lesson Plan

#### Introduction

Retell the story of the boy climbing the mango tree used in Lesson 20 but change the last part to give the following ending:

When the boy was still in the tree eating mangoes the owner came and saw him. He was angry, "You come down, at once. I'll beat you for stealing my mangoes." Just then the boy's brother came and offered to pay the price of the mangoes the boy had eaten. The owner accepted. The boy came down the tree. He was safe as his brother had paid the price.

#### Main Points of the Lesson

1. *Show picture 20.* Ask questions about it. The following are some suggestions.  
Q. What is wrong with the people  
A. They are sick.  
Q. Why?  
A. They disobeyed God.

#### Point to Moses

- Q. Who is he?  
A. Moses, the leader.  
Q. What is he doing?  
A. He is telling the people to look up to the snake to be healed.
2. *Show picture 23.*  
Q. Who is this on the centre cross?  
A. It is Jesus who died to take away our sins.

#### Teach Memory Verse

3. When Jesus was put on a cross, two thieves were put on crosses also. Tell what they said, v. 39-43. They had done wrong but Jesus was innocent.
4. The leaders laughed at Jesus, v. 35.
5. The soldiers shared out his clothes and laughed at Him, v. 34, 36, 37.
6. One soldier stayed to the end. He saw when Jesus died, v. 47. Tell what he said.

#### Our Response to the Story

Only God's Son could take away our sins. He took our punishment.

Act the introduction story and end it by all saying the memory verse together.

## Lesson 24 Jesus is Alive Today

### Picture 24

#### Aim

To teach that Jesus returned to Heaven but will return to earth one day.

**Reading:** Acts 1:1-11.

**Memory Verse:** Matthew 24:44.

You must always be ready, because the Son of Man will come at an hour when you are not expecting Him.



### Lesson Plan

#### Introduction

What do you do in your home if someone is leaving?

Clothes are washed and preparations made for the journey. Everyone listens to the last words the person has to say. What do you do in your house if some one is coming? The house is tidied, food prepared and a watch is kept for his or her coming.

#### Main Points of the Lesson

1. *Show picture 24.* The Lord Jesus was returning to Heaven. His followers were sad. He was leaving them. Three days after His death Jesus came alive again and everyone was full of joy. Jesus had defeated death.
2. Put Acts 1:2-4 into your own words. After the resurrection Jesus met His disciples many times. He taught them. He promised them the gift of God's power, the Holy Spirit.
3. We have heard stories about Moses. He was a great leader and teacher. By showing pictures 17, 18 and 19, briefly review how Moses led and helped the Children of Israel. When he was old God took him to heaven. Jesus was also returning to God the Father in Heaven. However, Jesus is far greater than Moses. He is the Son of God. He is God and shows us what God the Father is like. Moses saved the Children of Israel when he led them through the Red Sea but Jesus came to save ALL people who will follow Him. Jesus made a promise to return to earth. He is coming to take those who believe in Him home to Heaven. Sing a song about Jesus' return.
4. Put verses 9-11 into your own words. Jesus returned to Heaven and the men in white comforted the disciples. They told them what to do now Jesus is gone.

#### Teach Memory Verse

#### Our Response to the Story

How should we live while we wait for Jesus to return? We can watch for His coming, pray about His coming and witness to His coming. This means, tell others about Jesus so that they will expect Him also. Link this up with the introduction.