



GLOBAL RECORDINGS NETWORK
PO Box 899
SEVEN HILLS NSW 1730
AUSTRALIA
Phone: +61 2 98992211
Email: au@globalrecordings.net
Web: globalrecordings.net/au

Look, Listen and Live

Book 6

JESUS – Teacher & Healer

Sunday School Lessons

from Matthew and Mark

Look,
Listen & Live



Book 6
JESUS - Teacher & Healer

Based on the Sunday School Lessons published by the AIC Sunday School Committee, Juba, Southern Sudan.

Adapted for general use by Global Recordings Network Australia (Language Recordings Inc.) with permission of the Africa Inland Church, Sudan.

This lesson is for use with “Look, Listen & Live” picture book 6 from Global Recordings Network Australia.

Copyright © 2001 by Global Recordings Network Australia All Rights Reserved.

No part of this material (in printed text, recorded form or software files) may be changed, reproduced or distributed for profit, without permission of Global Recordings Network Australia.

CONTENTS

Lesson 1.....	Jesus our Teacher
Lesson 2.....	The Two Houses
Lesson 3.....	A Light Should Be Seen
Lesson 4.....	Revenge
Lesson 5.....	Praying To God
Lesson 6.....	Evil In God's World
Lesson 7.....	Children of God
Lesson 8.....	The Lost Sheep
Lesson 9.....	Forgiving Others
Lesson 10.....	God's Reward
Lesson 11.....	Be Prepared
Lesson 12.....	Waiting for Jesus
Lesson 13.....	Jesus is Baptised
Lesson 14.....	Jesus Calls Helpers (Disciples)
Lesson 15.....	A Man is Made Clean
Lesson 16.....	A Paralysed Man Walks
Lesson 17.....	A Withered Hand and Hard Hearts
Lesson 18.....	Jesus Calms the Storm
Lesson 19.....	A Woman is Healed
Lesson 20.....	A Dead Child Lives
Lesson 21.....	The Faith of a Foreigner
Lesson 22.....	A Deaf and Dumb Man Hears and Speaks
Lesson 23.....	Jesus Makes The Blind To See
Lesson 24.....	Jesus' Power Over Satan

INTRODUCTION

These lessons were written in response to some cries for help from young people who had been asked to teach in Sunday Schools. They are based on the Look, Listen and Live set of pictures (Book 6, blue cover) published by Global Recordings Network Australia (formerly Gospel Recordings), whom we would like to thank for permission to use their material and encouragement to go ahead with the project. These pictures are an all important visual aid in the lessons. A reproduction of the main picture or pictures needed in each lesson has been printed at its beginning.

This book deals only with the lesson section of the Sunday School and each is planned to last about twenty minutes. The rest of the Sunday School time, composed of singing, prayer, Bible reading, quizzes and other activities, is left to the teachers to plan. We recommend that each lesson should end with a short prayer and song based on that week's teaching. The lessons are aimed at a fairly wide age range of children from 7 to 12 years.

When they were first tried out, the teachers wrote each lesson out week by week in an exercise book so they were purposely kept quite short. Some lessons have been expanded but the idea was to give a fairly brief but comprehensive outline for the teacher to fill out during their own preparation.

The aim printed at the top of each story directs the teaching of that lesson. To make the lessons suitable for children, we cannot teach the whole truth about God in each lesson. Instead the teacher should concentrate on one or two truths in each lesson so that children gradually come to know more about God.

The lesson is not meant to be read to the class from the book. It aims to be the teacher's walking stick and not a pair of crutches.

AIC Sudan Sunday School Committee.

TEACHER INSTRUCTION

READ THIS BEFORE EVERY LESSON

Teacher's Preparation

Ask yourself these questions:

1. Have you prayed and asked GOD to help you prepare the lesson?
2. Have you read the plan of the lesson and learned the aim?
3. Have you read the Bible passage and do you know the story thoroughly?
4. Do you have your pictures, objects, questions and other teaching aids ready?
5. Have you planned your revision step?

Revision

This is where you make strong the meaning of the lesson. Do not take longer than 4 minutes.
Use some of these ideas or plan your own ideas.

1. Show the picture again and get the children to tell you the story.
2. Plan a quiz.
3. Tell the students again the aim of the lesson.

Lesson 1 Jesus our Teacher

Picture 1

Aim

To show that Jesus, when he was on earth, was a great teacher and his words and stories can still teach us today.

Reading: Matthew 5:1; Matthew 6:24-34; Mark 1:21-22; Mark 6:1-3

Memory Verse: Mark 1:22

Jesus taught with authority.



Lesson Plan

Introduction

Tell the children about a good teacher you had at school. Say why you liked him or her. For example, he was fair or he made the lessons interesting. Ask the children if they have a favourite teacher.

Main Points of Lesson

1. Jesus was a great teacher. *Show picture 1.* One day he went up a hill so people could see him and taught hundreds of people all day. These are just a very few of them. Talk about the picture with the class. Show the different ages of the people, some look educated. One may be a religious leader. Look at the expressions on their faces.
2. At other times Jesus taught people in the synagogue, this was the place the people met together to worship God. Tell the story of Mark 6:1-3. Jesus is at the synagogue where he grew up. The people knew him as a boy. They were surprised because when he spoke about God, he knew all about him. He spoke with authority.
3. Jesus taught by telling stories. Everyone loves stories. In the next few weeks we are going to hear some of those stories.
4. He also taught by looking at things we see around us every day. Point to the flowers in the picture and if it's possible take a flower with you to class. Look at the flower, its colour and beauty.

Once there was a very rich and clever king called Solomon. As he was a king, he wore the most beautiful clothes of wonderful colours. But God says, the wild flowers are more beautiful than Solomon when he was dressed like a great king. God takes care of the wild flowers so he will certainly take care of his children.

Teach Memory Verse

Our Response to the Story

Encourage each child to put a wild flower or a few leaves in their house. This week, when they look at them it will remind them of what Jesus taught. They will also be able to witness to the family when they ask about them.

Lesson 2 The Two Houses

Picture 2


Aim

To teach that we need to listen and obey the words of Jesus.

Reading: Matt. 7:24-27; Luke 6:46-49.

Memory Verse: Matt. 7:24

Anyone who hears these words of mine and obeys them is like a wise man who built his house on the rock.



Lesson Plan

Introduction

Ask the children if they have seen a house being built recently. Ask them how the right place is chosen for the house. What is a good foundation?

Main Points of Lesson

1. Jesus talked about building houses. Perhaps when he was teaching he saw some houses being built.

Show picture 1.

Jesus told a story about two men. They each built a house.

2. Describe how one man built his house with a very good foundation, Matt. 7:24. It is easier to tell the story if you give him a name, eg. Mr Negiit.

3. Describe how the other man, let's call him Mr. Kaslaan built his house, v.26. He did not choose a good place.

4. Notice that the houses were square not round. Describe the storm, 7:25-27.

Show picture 2.

Talk about it. Get the children to tell you what is happening by asking them questions.

Eg. What is happening to the house at the bottom of the picture?

5. Jesus said that people who listen and obey him are like the wise builder. The people who don't listen and don't obey are like the foolish builder.

Teach Memory Verse

Our Response to the Story

Kani was 8 years old. His parents told him not to go to the river without his older brother. One Sunday he and his friend decided to go to the river as it was so hot. Their parents thought they had gone to Sunday School. The river looked so cool they decided to swim. It was lovely. After a little while the friend looked around to find Kani. Kani had disappeared. He was never seen again. This is a true story. We learn to obey Jesus first of all by listening to and obeying our parents. As we come to Sunday School we will learn more about Jesus and how to obey him as we grow to know more about him.

Lesson 3 A Light Should Be Seen

Picture 3

Aim

To show Jesus teaches that our lives are to be like lights showing people the way to God.

Reading: Matt. 5:14-16; John 8:12; Mark 4:21-23; 1 Kings 17:8-24.

Memory Verse: Matt. 5:16

Your light must shine before people so that they will see the good things you do and praise your Father in Heaven.



Lesson Plan

Introduction

Show the class a candle or a torch. Ask what it is used for. Light the candle and put it behind a desk or somewhere it cannot be seen. Ask the class if that is a good place to put it.

Main Points of Lesson

1. Jesus talked about using lights.

Show picture 3.

Talk about what the men in the picture are doing with the lights.

2. Jesus said, "I am the Light of the world." He shows us the way back to God. We are in the darkness. We are sinners. Jesus said if we are following him we are like lights showing people the way back to God. But if we hide our lights they will not find the way.
3. Say the memory verse. Jesus said this. The truth of this verse can be shown by telling the story of Elijah and the widow in the town of Zarepath.
4. Elijah visited a town during a famine. He asked a widow for food. She had very little but she agreed to feed him, 1 King 17:8-12.
5. Elijah promised her the food would never run out and it didn't, v 13-16.
6. Her son became sick and died. She was angry with Elijah. By God's power Elijah healed the boy, v.17-23.
7. The widow knew Elijah was a man of God because of his actions, v 24.

Teach Memory Verse

Our Response to the Story

Ask the children how they think they can show they are lights for Jesus in their homes. Give a few suggestions to start with. Eg: Do the work in the house without grumbling. End the lesson with a prayer asking God for help to shine like lights.

Lesson 4 Revenge

Picture 4

Aim

To show Jesus taught that Christians should not take revenge. God will punish those who do wrong.

Reading: Matt. 5:38-42; Luke 6:27-36; 1 Samuel 24:1-22.

Memory Verse: Deuteronomy 32:35

The Lord will take revenge and punish them, the time will come when they will fall.



Lesson Plan

Introduction

One day you see someone push the person in front of him. What happens? The first person will push the other and probably knock him over. This would be more real if 2 teachers acted this in front of the class. Get the class to see that if someone hurts us in some way we pay them back often in a worse way.

Main Points of Lesson

1. Jesus taught us very differently.

Show picture 4.

A soldier who lived in Jesus time is abusing a man. He has beaten the man and stolen his coat. What should the man do? Jesus said do not hit the soldier back. Give him your shirt instead of beating him. Jesus was demonstrating that a helpful action is needed. To take revenge by starting a fight will only make the situation worse. This is Christ's way and not the way the world behaves.

Talk about the examples in Matt. 5:38, 39 and 40.

Note: If people harm others they should be punished by the law of the country. But many times the wrong-doer is not caught or a different person suffers. God knows who is really wrong. God will one day punish all who do wrong in this life or the next and justice will be done.

2. Say Memory Verse
3. Tell the story of David finding Saul in the cave. David could have taken revenge but he did not. He knew God would punish Saul. God did. David was rewarded by God when he became a great king after Saul.

Our Response to the Story

It is very difficult for us to obey this teaching of Jesus. (We sin when we take revenge). Here is a true story of a man who did obey Jesus. He was put in prison because he was a Christian and all the following things happened to him. His cell was too small to sit in and he was given salty rice to eat. His Bible was burnt. When he was released a policeman watched his home. The man treated him well and gave him a Bible to read. The policeman was converted.

Lesson 5 Praying To God

Picture 5


Aim

To show how Jesus began to teach his disciples to pray.

Reading: Matt. 6:5-15; Luke 11:1; Nehemiah 1:1-10 - 2:1-9

Memory Verse: Matt. 6:6

When you pray, go to your room, close the door and pray to your Father who is unseen... He sees what you do in private and will reward you openly.



Lesson Plan

Introduction

Give some examples of how one person will get other people's attention. They can shout, wave their arms, bang a drum, blow a horn. Get the children to give you suggestions. Everyone will look at the person who is making a noise to see what he is doing.

Main Points of Lesson

1. *Show Picture 5.* Ask the class questions about it. Who are the people on the right hand side looking at? They are watching the man who is richly dressed, praying aloud at the corner of the road. Jesus saw religious leaders in his country praying like this so that everyone would notice them and think how good they were. The praise of people is the answer to their prayers. Matt. 6:5.

2. Jesus said we are to pray like the other man in picture 5. He is spending time alone with God in his room. He is not trying to impress other people with his prayers. Matt. 6:6

Note: (a) The picture is rather misleading. In the story the second man prays behind a closed door, v.6. In the picture the door is open although the man is kneeling behind it so he is not showing himself off to his neighbours.

(b) Jewish men pray with their heads covered.

3. Tell the story of Nehemiah as an example of the way Jesus was teaching men to pray. Nehemiah's visitors from Jerusalem brought him very sad news. This important city was still in ruins. Nehemiah 1:1-10. Nehemiah prayed alone about this and what he should do, for 4 months. 1:4.

4. After this Nehemiah went to the king of Babylon whom he served. When the king asked him why he looked so sad, Nehemiah told him about Jerusalem. The king gave him leave to go and visit the city and protection for the journey. This was more than he prayed for. Nehemiah 2:1-9.

Teach Memory Verse

Our Response to the Story

This lesson will have more meaning if you, the teacher, can tell a story from your life of an answer to prayer.

Lesson 6 Evil In God's World

Picture 6

Aim

To teach that the Christian must grow strong in a world where there are evil people, ie. those who choose to be loyal to Satan.

One day God's just rule will be established and all evil punished.

Reading: Matthew 13:24-30; 36-43

Memory Verse: Isaiah 32:1

Some day there will be a King who rules with integrity and national leaders who govern with justice.



Lesson Plan

Introduction

Aliima lived in a town. One day she went to spend a holiday with her relatives who lived in the rural area. She went out weeding with them. In the town she did not have a garden. She did not know which were weeds and which were good seeds. Her Aunt looked at what she was doing. "Oh, stop, stop, Aliima," she cried, "You are pulling out all the good seeds as well as the weeds."

Main Points of Lesson

1. Jesus told a story about the plants in a man's garden. A land owner planted good seed in his garden, 13:24. At night enemies came and sowed weeds.

Show picture 6.

Both good seeds and weeds grew, 13:26. The servants came and asked what to do. The land owner ordered the servants to leave the field alone until harvest time. Then the weeds could be easily separated from the wheat, 13:27-30.

2. Jesus' disciples came and asked him what his story meant. Describe what the different objects in the story represent, 13:37-39.

Note: The actual weed in the story is a plant which grows and looks very much like good wheat until almost ready to harvest. This weed is poisonous to eat.

3. Jesus said that Christians have to live in a world where there are people who disobey him, people who follow the devil. Christians must stand strong for Jesus where there is evil. They can look forward to the day when Jesus' just reign will begin and evil will be punished.

Teach Memory Verse

Our Response to the Story

There are many stories in S. Sudan about Christians who have stood firm in the face of evil in the present difficulties. Find one and tell it to the class.

Lesson 7 Children of God

Picture 7

Aim

Jesus wants children to come to him and trust in him.

Reading: Mark 10:13-16; Mark 9:33-37

Memory Verse: Mark 10:14

Let the children come to me and do not stop them because the Kingdom of God belongs to such as these. (Explain when you teach this verse that "Kingdom of God" means "where God rules.")



Lesson Plan

Introduction

Talk about how children behave when there is a visitor in the house. They greet the visitor and then go away. They do not disturb the visitor. They are seen but not heard.

Main Points of Lesson

1. Jesus was probably staying with his disciples in a house Mark 10:10. They were talking. It was night time. The mothers brought the children to say good night to Jesus.
2. The disciples did not want their talk disturbed or Jesus interrupted. The disciples tried to stop the mothers.
3. Jesus noticed what was happening. He stopped the disciples. He called the children to him. He blessed them, Mark 10:16.
4. *Show picture 7.* The artist has shown this story happening outside. Talk about the picture. Show that Jesus is interested in children. He wants to be with them. He listens to them. He wants them to trust him.

Teach Memory Verse

Our Response to the Story

Give an example of when a young child has to trust an adult. Eg: Going to school for the first time or going to the hospital. The child does not know what is going to happen. He goes with the adult. He trusts that person. Jesus wants us to trust him and love him like this. Those who are proud can never be followers of Jesus. We need to trust him like a baby trusts his mother to give him food and keep him safe.

Lesson 8 The Lost Sheep

Picture 8

Aim

To teach that God does not want anyone to be lost from him.

Reading: Matthew 18:10-14; Luke 15:1-7; John 10:11

Memory Verse: John 10:11

I am the good shepherd, who is willing to die for the sheep.



Lesson Plan

Introduction

Describe what happens when you lose something. You look for it. You ask others to help you look. You are not very happy. But when you find it you tell everyone. Give an example if possible, such as, losing the key to your bicycle.

Main Points of Lesson

This is a beautiful story. Use Luke's account and tell it in your own words.

1. The shepherd takes care of 100 sheep. Describe what he does for them.
2. One sheep goes missing. The shepherd looks for it everywhere.
3. Describe how he finds it, Luke 15:15. *Show picture 8.* He carefully carries the sheep home.
4. The shepherd is so happy, he calls his friends to a party.

Teach the Memory Verse

Our Response to the Story

Explain that Jesus is the good shepherd. He saved his sheep by dying for them. He rejoices, like the shepherd in the story, when we follow him.

Lesson 9 Forgiving Others

Picture 9

Aim

To teach that as God forgives us we need to forgive others who may have wronged us.

Reading: Matthew 18:21-35; Matthew 6: 14-15.

Memory Verse: Matthew 6:14

If you forgive others the wrongs they have done to you, your Father in heaven will also forgive you.



Lesson Plan

Introduction

Ask the Sunday School what happens if there is a quarrel or a fight at home or at school between 2 children. What does the teacher ask them to do when they have been stopped?

A. They have to apologise or say they are sorry to each other.

They are asked to forgive each other.

Q. Do people find it easy to forgive?

A. No, often it's very difficult.

Main Points of Lesson

1. Jesus was asked a question by one of his disciples. "How many times should I forgive my brother?" Jesus told a story to give the answer.

2. Tell the story of Matt. 18:22-34

A great and important ruler decided one day to look and see how much his servants owed him, v.23.

The first servant owed him millions of pounds; much more than he could ever pay back, v.24.

As the servant could not pay, the king gave orders that he and his family be sold as slaves, v.25.

This would not have repaid the debt. The servant begged the king for more time to pay, v.26.

The king forgave him the debt, v.27.

3. Outside the same servant found another man who owed him only 10 pounds. He nearly killed him and demanded he pay back the debt, v.28-29. He refused to allow the man more time to pay.

Show picture 9. Point out the other servants watching.

4. The other servants reported what was happening to the King. The King punished the unforgiving servant very severely, v.31-34.

Note: This story might be easier to tell if you give the servants names.

Teach Memory Verse

Our Response to the Story

Make up a story about going to the garden to dig. The hoe is sharp and you cut yourself. What will happen if you don't wash and clean the wound? It will get bigger and soon you will not be able to walk. If we do not forgive a person, the bad feelings we have toward that person get bigger and bigger. We become angry and bitter. We can forgive people their sins against us because God has forgiven us all our sin. He is like the King in the story. As you forgive others you will understand more about God's forgiveness.

Lesson 10 God's Reward (The Workers in the Vineyard)

Picture 10

Aim

To teach that God gives eternal life to everyone who believes in Jesus Christ.

Reading: Matt. 20:1-16

Memory Verse: 1 John 5:11

God has given us eternal life, and this life has its source in his Son.



Lesson Plan

Introduction

Describe what happens in your home when food is served. Not everyone will eat at the same time. Someone may be out and they are served later. But everyone is served food. If this example isn't suitable talk about a tea party. Guests are given refreshment whenever they arrive.

Main Points of Lesson

1. Jesus told a story about a man who owned some land, v.1-2. It was harvest time and he needed workers to help him. He went to the market place early and hired workers. They agreed on the wage. A silver coin for the day's work. The men started work.
2. The man went again at 9 o'clock, at 12 o'clock and at 5 o'clock. He hired more men. Describe what happened in v.3-7. They were hired for a fair wage.
3. At end of the day, all the workers were called to be paid, v.8-12. They were all paid the same. The men who had worked the longest complained. They said they should have more. *Show picture 10.*
4. The owner says I have paid you what you agreed to. In the story the owner is God. He gives us eternal life because of Jesus' death for us. We cannot earn it however hard we work for it.

Teach Memory Verse

Our Response to the Story

God says it does not matter when we receive the gift when we are old or when we are young. We still receive eternal life in full. If we take this gift when we are young we have all our life to follow him.

Lesson 11 Be Prepared! (The 5 Wise and 5 Foolish Girls)

Picture 11

Aim

To teach that we need to be ready when Jesus comes again.

Reading: Matt. 25:1-13

Memory Verse: Matthew 25:13

Be on your guard... because you do not know the day or the hour.



Lesson Plan

Introduction

Talk about weddings. Ask who has had a wedding in their family. The important point is that everyone has to be ready when the bridegroom comes for the bride.

Main Points of Lesson

1. Jesus went to a wedding when he lived on earth. He also told a story about a wedding. The wedding was in the evening, there were 10 ten best maids, v.1-4. They all had lamps as they did not know when the bridegroom would come. Five best maids were wise and took extra oil with them.
2. The bridegroom was late. The best maids went to sleep. The message came at midnight, v.5-7. Describe the hurried preparation.
3. The foolish girls did not have enough oil, v.8-9. The wise did not have enough to lend them any so they had to go and buy some.
4. When they returned, the wedding party had started, v.10-11. They could not go in once the party had begun. The bridegroom had not been introduced to them.

Show picture 11.

Teach Memory Verse

Our Response to the Story

Weddings are very happy days but if everyone is not prepared and ready they are very sad. Tell who the different people in the story are.

Jesus is the bridegroom. He is coming to the earth again to take those who love him to live with him. There will be a big party. The wise girls were ready watching for him. The foolish were not prepared.

How can we be ready for Jesus coming? By loving and following him.

The next story tells us more about that.

Lesson 12 Waiting for Jesus (Parable of the Talents)

Picture 12

Aim

To teach how we can be ready for Jesus' return.

Reading: Matthew 25:14-30

Memory Verse: Matthew 25:29

To every person who has something, even more will be given... but the person who has nothing, even the little that he has will be taken away from him.



Lesson Plan

Introduction

Ask the children what they are good at and what they most like to do. Say what you like to do.

Main Points of Lesson

1. One day Jesus told a story about a man who left his servants with something to do. Describe what happens in verses 14-15, how the money is shared out. Money was in gold and silver coins not paper.
2. Tell how the first servant went and used the money so that it made twice as much. Perhaps he began a business in his neighbourhood, v.16.
3. Repeat this with the second servant, v.17.
4. The third servant buried the money. He did not work, v.18.
5. The master returned after a long time. The master was pleased and rewarded the first two servants, v.19-23.
6. The third servant brought in the money he had been given and gave his excuses, v.25. *Show picture 12.* The master was angry. The servant had been lazy and not used what he had been given so he lost it all, v.26-28.

Teach Memory Verse

Our Response to the Story

Explain that in the story, Jesus is the man and we are the servants. While he has gone back to Heaven he has left us work to do and abilities to do it with. The parable is not about money we are given but about the gifts God has given each one of us. Go back to the introductions.

What activities did the children like doing? How can those be used for the Lord Jesus? For example: Singing. Do we sing songs about Jesus to teach others about him?

Telling stories. Do we tell our family the stories we hear about Jesus at Sunday School?

We do not need to wait until we are adults to work for Jesus. We can start now until He comes again.

Lesson 13 Jesus is Baptised

Picture 13

Aim

To teach that Jesus was sent by God. He is the Son of God.

Reading: Mark 1:1-11; Luke 3:10-14

Memory Verse: Mark 1:11

And a voice came from heaven, "You are my own dear Son. I am pleased with you."



Lesson Plan

Introduction

Ask the children how we can find out what is happening in our town or in the world. You may get answers such as from the radio, from a newspaper, the drums, a messenger. In the past in some countries it was one person's job to be a messenger for the ruler and go and tell the news in each town.

Main Points of Lesson

1. God sent a man as a special messenger to say that he was going to send his only son Jesus to the world. The man's name was John the Baptist.
2. Tell where John lived and how he lived, v.4,6.
3. Tell what John did, v.4,7. He told people they must turn away from their bad ways. Luke 3:10-14. They must be ready for the coming of the Son of God, v.5. Tell how the people made themselves ready. They asked God to forgive them. They were baptised. Baptism is a sign of repentance (being sorry for sin and turning away from sin). John was called the Baptist, because this is what he did.
4. One day Jesus came to John. He asked John to baptise him. Jesus was perfect. He had no sin. He did not need to repent. However He wanted to be one with the people. He wanted to be like us.

Show picture 13. Tell what happened, v.9-11. God spoke. He showed that Jesus is His Son.

Teach Memory Verse

Our Response to the Story

After his baptism Jesus did many miracles. We are going to hear about some of them in Sunday School during the next few weeks. He did them to show he was the Son of God. He is still God's Son. We are part of God's family, his son or daughter, when we follow or obey Jesus the Son of God.

Lesson 14 Jesus Calls Helpers (Disciples)

Picture 14

Aim

To show that Jesus wanted men to help him. He still wants helpers today.

Reading: Mark 1:14-20

Memory Verse: Mark 1:17

Jesus said to them, "Come with me and I will teach you to catch men."



Lesson Plan

Introduction

Describe some work you have done that you could not do alone. You needed someone else to help you.

Main Points of Lesson

1. When Jesus was on earth he was a busy person. He needed men to help him. He wanted to teach them about God our Heavenly Father, so that they could teach others.
2. Tell how one day Jesus was walking beside the Lake of Galilee. There were people fishing. It was like walking by the River Nile.
3. *Show Picture 14.*

Jesus saw Simon and his brother Andrew catching fish with a net. Jesus said to them, "Come with me and I will teach you to catch men." Say this several times as it is the Memory Verse. Get the children to join in saying it. Explain what Jesus meant. He wanted Simon and Andrew to come with him and learn from him. Then they could teach others to follow Jesus.

4. Show John and James in the picture mending their nets. v.19 and 20. Tell what the brothers did. Repeat Memory Verse again.

Teach Memory Verse

Our Response to the Story

Jesus still wants helpers today. If we obey and follow him, we become his helpers or disciples. How can we be his helpers? Get suggestions from the children. Bringing friends along to Sunday School.

Note: The story is a short one. It is a good story to act. The children could be put into groups so that everyone acts the story. They could say the memory verse as part of their play.

Lesson 15 A Man is Made Clean

Picture 15

Aim

To show that Jesus healed a man with leprosy making him clean.

Leprosy or skin diseases made people unclean and separate from everyone. Jesus cleanses us from sin and opens the way back to God.

Reading: Mark 1:40-45

Memory Verse: 1 John 1:7

The blood of Jesus... purifies us from every sin.



Lesson Plan

Introduction

Think of a place you do not like going to or a job you do not like doing. Think why you don't like doing it. Is it because it makes you dirty?

Main Points of Lesson

1. When Jesus lived on the earth there was no cure for leprosy. People were very afraid of those with leprosy. They lived outside the towns or villages. They were called untouchable and unclean. Make sure children understand this.
2. *Show Picture 15.*
Point out the leper. His hands and feet are bandaged. He has a stick. He is kneeling in front of Jesus stopping him going by. He is begging for Jesus help. "If you want to," he says, "You can make me clean, Jesus."
3. Jesus wanted to help him. He did what no-one had done for a long time. He touched the man. We touch people every time when we greet them. No one had touched this man. "I do want to," said Jesus. "Be clean."
4. The man was clean. No more leprosy. His skin was clean. He was so happy that he told everyone. This meant everyone wanted to see Jesus.

Teach Memory Verse

Our Response to the Story

Sin is like leprosy. Leprosy separated the man from his family and friends. Sin separates us from God our Father. We do not understand what God is like. Jesus came to make us clean.

Make up a story about a boy or girl with a new dress or shirt. Some tea is dropped on it. It marks the new cloth. The bad mark has to be washed out. Sin makes a mark on our lives. Jesus by dying for us has washed away that mark so that God can forgive us when we ask him. God now sees us as clean.

Lesson 16 A Paralysed Man Walks

Picture 16

Aim

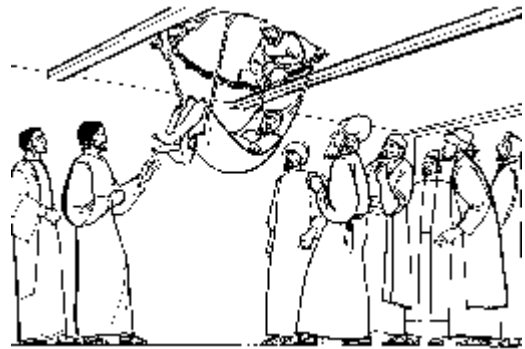
To show that Jesus is the Son of God.

Because of that, he can forgive sin, as man's representative to God.

Reading: Mark 2:1-12

Memory Verse: Mark 2:10

The Son of Man has authority on earth to forgive sins.



Lesson Plan

Introduction

Remind the children of the story told at the end of last week's lesson of the mark that spoiled the new dress or shirt. Sin makes a bad mark in our lives. Sometimes it is so bad we become ill.

Main Points of Lesson

1. Tell how a man became very ill, so ill he could not walk. He could not move his arms or legs at all.
2. His four friends heard Jesus was in the town. They carried him to the house Jesus was in. There was no way in. There were too many people, v.2-4. Show a model of the house made out of a small cardboard box the size of a chalk box or a sugar cube carton.

The friends made a hole in the roof and let the man down in front of Jesus.

Show picture 16.

The children can make a house using a cardboard box. Door and windows can be drawn in. Steps can also be made of folded paper.

3. Jesus saw how the four friends had faith in him. Jesus said to the paralysed man, "Your sins are forgiven." v.5.
4. The religious leaders were angry. Who was Jesus? Only God can forgive sin, v.6. They did not understand Jesus is God.
5. Jesus spoke to the man. "Get up, pick up your mat and walk". His sin was forgiven. He was healed. He walked home.

Teach Memory Verse

Note: Son of Man is another name for Jesus. He is the representative man.

Our Response to the Story

Go back to the mark on the cloth. If you can show the children something with a mark or stain on it, this will make what you are teaching clearer.

Suggest different ways you could try and get rid of the stain. For example, you could talk about the stain to your friends. You could stop using the dress or shirt, or just put it in the sun. None of these ways get rid of the stain. Only washing will get rid of it.

Only Jesus can forgive us our sin. Only he can wash away our sin and make us clean before God.

Lesson 17 A Withered Hand and Hard Hearts

Picture 17

Aim

To teach that our attitude towards people shows what we think of God.

Reading: Mark 3:1-6

Memory Verse: Matthew 25:40

Whenever you did this for one of the least important of these brothers of mine, you did it for me.



Lesson Plan

Introduction

Before Sunday School arrange with 2 children to act a little play (or a teacher with one child). Act a scene in a house where the child is asked to help with some work. Child says, "Oh no, I can't do it now. I'm going off to get ready for church choir practice. I'm too busy to help you."

Main Points of Lesson

1. Jesus was a very busy person. People followed him everywhere, wanting his help. But Jesus always went to the synagogue on the Sabbath (Explain that the Jewish people worship God on Saturday which is called the Sabbath).
2. All the religious leaders also went. They watched Jesus closely. Would Jesus obey all the religious laws the leaders had made? There were over 300 of them. It made the Sabbath a difficult day. No work was done on the Sabbath, i.e. no food cooked. The laws had become more important than loving or serving God, 3:2.
3. A man with a paralysed arm was in the synagogue. The religious leaders would think healing a man was work. So Jesus asked them, "Is the Sabbath day to be spent doing good things for people or bad?" v.3-4.
4. The religious leaders heart's were hard, not kind, v.5. They would not change. Jesus healed the man.

Show Picture 17.

These religious men did not want to know how to worship God the way he asks us to. Jesus showed us. The way we look after others shows how we love God because we are doing that work for him.

Teach Memory Verse

Our Response to the Story

Act the play again which was used in the introduction but this time let the child agree to do the work. She will either spend less time getting ready and do the necessary work before she goes to church, or arrange to do it at another time.

Lesson 18 Jesus Calms the Storm

Picture 18

Aim


To teach that Jesus' power is greater than any other power in earth or heaven.

We can trust him to be with us and protect us.

Reading: Mark 4:35-41

Memory Verse: Matthew 28:18

Jesus said, "I have been given all authority in heaven and on earth."



Lesson Plan

Introduction

Describe a time you were very frightened because something was happening you could do nothing about. For example the shelling of Juba in Feb. 1989 and in 1990.

Main Points of Lesson

1. The disciples were very frightened. They were in a boat with Jesus. A storm began. Several of the disciples were fishermen, but they were still frightened. Describe a storm, think of the noise it makes. The water came into the boat Mark 4:37.
2. Jesus was sleeping at the back of the boat. The disciples woke him up. They were angry with Jesus. They thought he did not care what happened to them, v.38.
3. Jesus now stopped the storm, v.39. Describe what happened.

Show picture 18.

4. Jesus spoke to his disciples. They had watched him perform miracles. (If there is time, ask the class to tell you the names of some of these miracles the disciples had seen Jesus do.)

In spite of living with Jesus, the disciples did not understand that Jesus is God. He made all things and controls all things like the storm. The disciples still found this very difficult to understand, v.40-41.

Teach Memory Verse.

Our Response to the Story

When we believe we are in danger, we can sometimes behave like the disciples. They accused Jesus of not caring for them. We sometimes do the same. But Jesus is there with us in the danger. No power is greater than his power which is the power of God. We need to trust him. Read Romans 8:35,38,39.

Lesson 19 A Woman is Healed

Picture 19

Aim

To teach that Jesus knows us very well, even the things about us we hide from others and he still loves us.

Reading: Mark 5:25-34

Memory Verse: Psalm 44:21

God knows our secret thoughts.



Lesson Plan

Introduction

Talk about secrets. You may have a secret (hidden) place to keep things that no one else knows about. Another example is questions on exam papers which have to be kept secret until everyone takes the exam.

Main Points of Lesson

1. A woman was sick. She had been sick for 12 years. No doctors could help her although many had tried. Her illness made her an outcast (not accepted by her people). She could not go to the temple to worship God. She would not be invited into people's homes.
2. The woman heard about Jesus and she acted on what she had heard by coming to him. She came quietly and shyly. She wanted to be healed in secret but she knew Jesus' power was so great she only needed just to touch him quickly. She showed great faith in Jesus, v.27-28. *Show picture 19.*
3. The woman touched Jesus and was healed. Jesus knew it was the special touch of someone needing help.

The disciples laughed at Jesus' question because Jesus was in a crowd and everyone was touching everyone else, v.29-31.

4. Jesus looked around for the woman. The woman knew her secret healing had been discovered and came to Jesus in front of all the crowd, v.32-33.
5. Jesus spoke to her. He praised her trust in him; he told her she was now well; he gave her a greeting, "Go in peace," that is, without fear, v.34.

Teach Memory Verse

Our Response to the Story

The woman was healed when she touched Jesus secretly but when she showed herself to Jesus and the crowd, she shared the secret of her healing with everyone. Then her faith became stronger because she shared what Jesus had done. When we tell others what Jesus has done for us, our faith and love for him grows stronger.

Lesson 20 A Dead Child Lives

Picture 20

Aim

To teach that Jesus has power over life and death. Those who follow him need not fear death.

Reading: Mark 5:22-24; 35-43

Memory Verse: Mark 5:36

Don't be afraid. Only believe.



Lesson Plan

Introduction

Ask the children if anyone of them has been sick lately. What did they feel like? Were they frightened? When someone is very sick, they are often very frightened. They are frightened of dying.

Main Points of Lesson

1. A little girl was very sick. Her father Jairus was an important man but he could not do anything for her. He heard that Jesus, who had helped many people was nearby. Jairus went to find Jesus.
2. Jairus pleaded with Jesus to come and help his daughter. Jairus was an important man but he humbled himself before Jesus. Mark 5:22-23.
3. Jesus began to go with Jairus but he was delayed by all the people who wanted to see him. Jairus received the message that his daughter was dead, v.24,35.
4. Jesus told Jairus not to worry but to trust him, v.36.
5. Jesus went to Jairus' house where funeral preparations had already begun. He told everyone to stop crying as the little girl was not dead, only sleeping. Everyone laughed at Jesus in disbelief, v.37-39.
6. Inside the house, with her parents and Peter, James and John, Jesus healed the little girl, v.40-43.

Show picture 20.

Jesus has power over death because he is God. He can raise people up from death.

Teach Memory Verse

Our Response to the Story

Find out what the children are frightened of. It may be going to the clinic or hospital or of being ill. Jairus was told to trust Jesus and not be afraid. He obeyed. We can trust Jesus too when we are afraid.

Lesson 21 The Faith of a Foreigner

Picture 21

Aim

To teach that Jesus loves people from all tribes and races. He wants us all to put our trust in him and be delivered from Satan's power.

Reading: Mark 7:25-30

Memory Verse: John 10:16

There are other sheep which belong to me that are not in this sheepfold,.... they will listen to my voice.



Lesson Plan

Introduction

Describe what happens when someone from another tribe comes and lives in the next compound to yours. They speak a different language, they cook different food, they have different customs. We often mistrust them because we don't know them or understand them.

Main Points of the Lesson

1. A foreign lady once came to see Jesus. She was not a Jew. Everyone who is not a Jew is called a Gentile.

She was very worried as her daughter was possessed by an evil spirit. She pleaded with Jesus to help her. Mark 7:25-26.

2. Jesus answered her with a story. He had come to help the Jews (ie. the children). What was theirs could not be given to others (ie. dogs, this was the usual name Jews called any other tribe).

If he helped foreigners before helping the Jews, it would be like feeding the dogs first before the children, v.27.

3. But the woman replied, "Even the dogs share the children's crumbs that fall from the table."

Show picture 21. Notice the dog in the picture. The man on the left hand side is probably the owner of the house where Jesus was staying.

4. Jesus rewarded her faith (trust in him) and told her she would find her daughter healed when she returned home, v.29-30. Jesus loves people from all tribes. He wants us to trust him and be delivered from Satan's power.

Teach Memory Verse

Our Response to the Story

We know Jesus loves people from all tribes so how should we treat people from another tribe who come to live near us? Get the class to suggest different ways that will help them to be part of the community and so work for Christ.

Lesson 22 A Deaf and Dumb Man Hears and Speaks

Picture 22

Aim

To teach that Jesus healed a deaf and dumb man. All his works are perfect.

Reading: Mark 7:31-37

Memory Verse: Mark 7:37

How well Jesus does everything!... He even causes the deaf to hear and the dumb to speak!



Lesson Plan

Introduction

Ask a few children in the Sunday School to put their hands over their ears. Then in your normal voice, ask them to do something simple. For example, "Fetch a book from the table" or "Stand up." They will not hear you very well and the other children may either shout the request at them or make signs to them. There will probably be some confusion! This is what you want to show. Tell the class that deaf people find life very difficult because they cannot understand what is going on around them. Deaf children are often dumb because we learn to speak by imitating and listening to those around us.

Main Points of the Lesson

1. One day a deaf and dumb man was brought to Jesus by his friends. They asked for Jesus' help, V 7:32.
2. Jesus took the man off alone where he would not be frightened by the crowd of people. Jesus used signs to show the man, who could not hear him, what he was going to do. Probably the man did not know who Jesus was. The fingers in his ears were a sign to the man that Jesus would help his deafness. The spitting meant his tongue would be loosened so he could speak. The looking up was a sign of prayer. V.32-33.
3. Jesus prayed, saying the words, "Open up."

Show picture 22.

Immediately the man could hear and speak, v.34.

4. Everyone who now heard the man speak was amazed and talked about the wonderful miracles Jesus was doing.

Teach Memory Verse

Our Response to the Lesson

Everyone who saw these miracles was amazed. The people said Jesus did everything perfectly. They were right. He is perfect because he is God. But very few people trusted Jesus and loved him when he was on earth. He asks us to trust and love him because he is perfect; he is God.

Lesson 23 Jesus Makes The Blind To See

Picture 23

Aim

To teach that Jesus healed people who were blind.

Jesus can also heal us of our spiritual blindness so that we can to know God.

Reading: Mark 8:22-26

Memory Verse: Psalm 123:2

We will keep looking to you, O Lord our God.

Note to teacher:

In Mark 8:14-21 the disciples show by their words that they really do not understand the spiritual lesson Jesus is teaching them. Their minds are full of small problems. Jesus heals a blind man and shows the disciples they are blind spiritually.



Lesson Plan

Introduction

Ask two of the older children to come to the front of the class. They should then close their eyes tight so they cannot see (bind the eyes with a head square if possible). Tell them to find their way back to their seats still with their eyes closed. When they are back in their seats ask the rest of the children about it. e.g. Did the two 'blind' people find it easy to return to their places. Did they use their hands to help?

Main Points of Lesson

1. Jesus met and helped many people who were blind. Some people brought a blind man to Jesus, Mark 8:22.
2. Jesus took the blind man outside the village. In the crowds and noise it would be difficult for the blind man. Jesus healed the man. Describe what he did, v.23.
3. The man could see but not very clearly, v.24.
4. Jesus touched the man's eyes again.

Show picture 23.

The blind man looks overjoyed. He can see.

Teach Memory Verse

Our Response to the Story

In this story the action of touching comes in nearly every verse. Touching is important to blind people as they cannot see. Jesus wants to lead us, as he led the blind man, to see him. Satan wants us to remain blind. Jesus can make us see and understand that he is the Son of God who died for us because he loves us.

Lesson 24 Jesus' Power Over Satan

Picture 24

Aim

To teach that Jesus has power over Satan. He gives this power to his followers. They can defeat Satan too.

Reading: Mark 9:14-29

Memory Verse: Mark 9:23

Everything is possible for the person who has faith.



Lesson Plan

Introduction

Think of some things you have found very hard to do. Some possible examples could be finding school fees, talking to your friends or family about the Lord Jesus.

The Sunday School class could also give a few examples of something they have found difficult.

Main Points of Lesson

1. Today's story is about a man who had a very difficult problem. His son was very ill and no one was able to cure him.
2. Describe the son's illness. It would be very frightening to see a boy controlled by an evil spirit in this way, V 18.
3. The father went to Jesus' disciples. He asked for their help. They were not able to do anything, V.18.
4. Jesus came. The evil spirit recognised Jesus and treated the boy very roughly.

Jesus' questions showed his concern for the boy. The father had very little hope that even Jesus could help him.

Show picture 24.

Jesus said to him, "Everything is possible for the person who has faith," V 20-23.

5. The father asked Jesus to help him. The crowd came running to see what would happen. Jesus healed the boy when everyone thought he was dead, v.24-27.
6. Jesus' disciples asked him why they couldn't heal the boy. Jesus told them they needed to use the power of prayer.

Teach Memory Verse

Our Response to the Story

Jesus has defeated Satan. He has given us power when we pray to do this too. Today's memory verse contains a wonderful promise but it doesn't mean we can pray irresponsibly or selfishly. The power we are given must be used according to God's will, 1 John 5:14.