



GLOBAL RECORDINGS NETWORK
PO Box 899
SEVEN HILLS NSW 1730
AUSTRALIA
Phone: +61 2 98992211
Email: au@globalrecordings.net
Web: globalrecordings.net/au

Look, Listen and Live

Book 7

JESUS – Lord & Saviour

Sunday School Lessons

from Luke and John

Look,
Listen & Live



Book 7

JESUS - Lord & Saviour

Based on the Sunday School Lessons published by the AIC Sunday School Committee, Juba, Southern Sudan.

Adapted for general use by Global Recordings Network Australia (Language Recordings Inc.), with permission of the Africa Inland Church, Sudan.

This lesson is for use with “Look, Listen & Live” picture book 7 from Global Recordings Network Australia.

Copyright © 2001 by Global Recordings Network Australia. All Rights Reserved.

No part of this material (in printed text, recorded form or software files) may be changed, reproduced or distributed for profit, without permission of Global Recordings Network Australia.

CONTENTS

Lesson 1.....	The Birth of Jesus
Lesson 2.....	Jesus Turns Water into Wine
Lesson 3.....	Jesus Speaks to Nicodemus
Lesson 4.....	A Ruler Kneels Before Jesus
Lesson 5.....	The Sick Man at the Pool
Lesson 6.....	Jesus Feeds Five Thousand People
Lesson 7.....	Jesus Walks on the Water
Lesson 8.....	Jesus Heals a Blind Man
Lesson 9.....	Jesus Calls Lazarus from Death
Lesson 10.....	Jesus Dies on the Cross
Lesson 11.....	Mary and Jesus at the Tomb
Lesson 12.....	Jesus Appears to His Friends
Lesson 13.....	Jesus Teaches Two Friends
Lesson 14.....	The Son Among the Pigs
Lesson 15.....	The Lost Son Comes Home
Lesson 16.....	The Wealth of a Rich Man
Lesson 17.....	The Beggar and the Rich Man
Lesson 18.....	The Friend at the Door
Lesson 19.....	Two Men in God's House
Lesson 20.....	A Man Sows his Seed
Lesson 21.....	The Seed Grows
Lesson 22.....	Help for an Injured Man
Lesson 23.....	The House Owner Comes Home
Lesson 24.....	The Man Up a Tree

INTRODUCTION

These lessons were written in response to some cries for help from young people who had been asked to teach in Sunday Schools. They are based on the Look, Listen and Live set of pictures (Book 7, pink cover) published by Global Recordings Network Australia (formerly Gospel Recordings), whom we would like to thank for permission to use their material and encouragement to go ahead with the project. These pictures are an all important visual aid in the lessons. A reproduction of the main picture or pictures needed in each lesson has been printed at its beginning.

This book deals only with the lesson section of the Sunday School and each is planned to last about twenty minutes. The rest of the Sunday School time, composed of singing, prayer, Bible reading, quizzes and other activities, is left to the teachers to plan. We recommend that each lesson should end with a short prayer and song based on that week's teaching. The lessons are aimed at a fairly wide age range of children from 7 to 12 years.

When they were first tried out, the teachers wrote each lesson out week by week in an exercise book so they were purposely kept quite short. Some lessons have been expanded but the idea was to give a fairly brief but comprehensive outline for the teacher to fill out during their own preparation.

The aim printed at the top of each story directs the teaching of that lesson. To make the lessons suitable for children, we cannot teach the whole truth about God in each lesson. Instead the teacher should concentrate on one or two truths in each lesson so that children gradually come to know more about God.

The lesson is not meant to be read to the class from the book. It aims to be the teacher's walking stick and not a pair of crutches.

AIC Sudan Sunday School Committee.

TEACHER INSTRUCTION

READ THIS BEFORE EVERY LESSON

Teacher's Preparation

Ask yourself these questions:

1. Have you prayed and asked GOD to help you prepare the lesson?
2. Have you read the plan of the lesson and learned the aim?
3. Have you read the Bible passage and do you know the story thoroughly?
4. Do you have your pictures, objects, questions and other teaching aids ready?
5. Have you planned your revision step?

Revision

This is where you make strong the meaning of the lesson. Do not take longer than 4 minutes. Use some of these ideas or plan your own ideas.

1. Show the picture again and get the children to tell you the story.
2. Plan a quiz.
3. Tell the students again the aim of the lesson.

Lesson 1 The Birth Of Jesus

Picture 1

Aim

To show that God the Father planned to send his Son Jesus Christ to the earth to reveal himself to us.

Reading: John 1:1-14; Luke 2:1-20

During this set of lessons John 1:1-14 will be learnt. The lessons are taken from the gospels of Luke and John and this passage testifies that Jesus is the Son of God.

Memory Verse: John 1:1

Before the world was created, the Word already existed.



Lesson Plan

Introduction

Talk about making plans. We plan when to make a journey. It's no good going in the rainy season or you get stuck. The route is planned or you will go further than you need to. Everything works much better when it is planned otherwise it is very disorganised.

Main Points of the Story

1. God the Father is a master planner. He planned the world and the creation. He keeps the world in existence.
2. At the right time God chose to send his son Jesus Christ into the world as a baby. Men so easily forget God that our Father planned to send his Son, so that he could reveal God to us.
3. Jesus was born in a cattle shed in the land of Israel two thousand years ago. His mother, Mary, was a virgin (she had never slept with any man). His father was the one true God.
4. Tell the story from Luke of how Mary and Joseph travelled to Bethlehem where Jesus was born, Luke 2:3-7.
5. The shepherds were told that their Saviour, God's Son, who is Christ the Lord was born. God's heavenly choir of angels celebrated the event, Luke 2:8-14.
6. The shepherds hurried to Bethlehem. *Show Picture 1.* Everyone was amazed when the shepherds told everyone they met what they had seen, Luke 2:15-20.
7. Jesus was alive before he was born as a baby on earth. He was with God at the beginning of the world. This is what today's memory verse tells us.

Teach Memory Verse

Point out that Jesus has another name here. He is called the Word. He carried out the creation that God the Father had planned.

Our Response to the Story

People in Africa often have several names. They are given for special reasons. Jesus had many names all with meanings. God the Father planned that Jesus would come as Saviour to the world. This is what the name Saviour means. By his word and actions he showed God to us so that we might love and follow him.

Lesson 2 Jesus Turns Water into Wine

Picture 2

Aim

To show how Jesus demonstrated by his actions that he is the Son of God.

Reading: John 2:1-11

Memory Verse: John 1:1. Complete the verse.

Before the world was created, the Word already existed; he was with God, and he was the same as God.



Lesson Plan

Introduction

Talk about weddings and especially about the preparation of the food. A wedding is often arranged only when the family can afford the cost of the food. The women meet to decide who is responsible for what job. On the day of the wedding they get up very early to start the cooking.

Main Points of the Lesson

1. Jesus went to a wedding with his mother and his disciples. Mary noticed that they had run out of wine – the normal drink at a Jewish wedding. This was a terrible thing to happen, John 2:1-3.
2. Mary reported the problem to Jesus. By his answer he almost seemed reluctant to help. Jesus never used his power for selfish enjoyment and his instructions were to come from God the Father, not Mary. So Mary told the servants to take their orders from Jesus, 2:3-5.
3. Tell how Jesus instructed the servants to fill the large pots with water and take it to the master of ceremonies. The class could all be servants and act this part with the teacher as the master of ceremonies, who will show surprise when he tastes wine and not water. *Show Picture 2.* Notice the guests shown through the window, 2:7-9.
4. The master of ceremonies was delighted with the very best wine although he did not know where it had come from. He called the bridegroom and congratulated him on the excellent wine, 2:9-10.
5. But the disciples, the men Jesus had called to follow him, and Mary, knew that it was Jesus who had turned ordinary water into the best wine.

Teach Memory Verse

This verse tells us that Jesus is God.

Our Response to the Story

We cannot turn water into wine, no ordinary person can. Jesus demonstrated that he is God. The disciples believed in him because they saw his power at work. Jesus wants us to believe in him and see his power at work in our lives, conquering sin.

Note: Find a time during every Sunday School period to review the memory passage as far as it has been learnt. This might be just before the new verse is taught or somewhere else in the programme.

Lesson 3 Jesus Speaks to Nicodemus

Picture 3

Aim

To show how Jesus demonstrated by his teaching that he is the Son of God.

Reading: John 3:1-17; Numbers 21:4-9.

Memory Verse: John 1:2.

From the very beginning the Word was with God.



Lesson Plan

Introduction

Suppose you wanted to visit someone but you didn't want anyone else to see you. How would you do it? You might cover yourself with a big coat or a towel or choose a dark night to go out.

Main Points of the Lesson

1. One night Jesus was visited by an important religious leader named Nicodemus. He came secretly because he didn't want any of the other religious leaders to know what he was doing. They hated Jesus but Nicodemus had questions he wanted to ask. Nicodemus thought Jesus must come from God because of what he said and did, but Jesus was not the kind of person the Jews expected God's messenger to be, 3:1-2.
2. Jesus told Nicodemus that he had to be born again. Nicodemus thought this was impossible! *Show Picture 3.* The artist has drawn a picture of a mother and child in the corner, to represent physical birth, John 3:3-4.
3. Jesus explains he is talking about a spiritual birth. Everyone who receives eternal life has repented of their sin, which has been washed away. God has then given the gift of his spirit to that person so they are born of the spirit. As God controls the wind he controls this gift, 3:5-8.
4. Nicodemus found this all very hard to understand, even though he was an important religious teacher. Jesus said, "If you can't believe what I am telling you about present events how will you ever believe what I tell you about heaven, where no-one has ever been except me?", 3:9-13.
5. Jesus, because he is a model teacher gives an illustration to explain what he is saying. Book 2, Lesson 20 has this story. It would be useful to show this picture and briefly review the story. Jesus was going to be lifted up on a cross as the sacrifice for all our sin, 3:14-17; Numbers 21:4-9.

Teach Memory Verse

Our Response to the Story

Jesus asked Nicodemus to put his trust in Him. Jesus also asks us to put our trust in him and accept his gift of sacrifice for us.

Read aloud John 3:16 (or the class can say it if they learnt it as a memory verse) and at the word "everyone" each person can put their own name.

Lesson 4 A Ruler Kneels Before Jesus

Picture 4

Aim

To show how people believe in Jesus when they saw how he healed a government official's son.

Reading: John 4:46; John 4:46-53

Memory Verse: John 1:3.

Through him God made all things; not one thing in all creation was made without him.



Lesson Plan

Introduction

As the class where people go to get help if someone is sick.

Main Points of the Lesson

1. An important man once came to Jesus. His son was about to die and he was desperate to find help. He was probably a rich man and had tried other doctors and healers. He heard about Jesus and came a long way to find him, John 4:46-47.
2. *Show Picture 4.* The Man asked Jesus to come to his house and heal his son. Jesus refused to go! He wanted to do an even greater miracle than the man asked for. He did not have to go to the house to see the boy in order to heal him, 4:47-50.
3. This important government official believed what Jesus said. His son would live and so he went off home. But before he even arrived he was met by his servants who were full of good news, 4:50-51.
4. From them he found out that his son was healed at exactly the time Jesus said "Your son will live". That man, and all his family, believed Jesus was the Son of God, 4:52-53.

Teach Memory Verse

Our Response to the Story

In 1987 in the Akot area of South Sudan a fatal illness broke out. There were no doctors or medical help of any kind available so the disease was never identified. Hundreds died. But no sick person who was prayed for by Christians died, nor were there any graves in the compounds of Christians. These healings were such a witness to the power of God that the church grew amazingly fast.

Lesson 5 The Sick Man at the Pool

Picture 5

Aim

To show that Jesus the Son of God is equal to God the Father. He can exercise power at any time.

Reading: John 5:1-18

Memory Verse: John 1:4.

The Word was the source of life, and this life brought light to mankind.



Lesson Plan

Introduction

Ask the class if they have ever tried to do something and because it has proved difficult they have had to try several times. Perhaps they have almost given up. It would be good to use a definite example such as young children who often find it difficult to tie their shoelaces in a bow.

Main Points of the Lesson

1. Jesus met a man who had almost given up. Describe how the man had been ill for thirty years and why he had almost given up hope that he would ever get well. *Show Picture 5.* Jesus challenged him with a question, John 5:2-6.
2. The man told Jesus he really did want to get well but had no friends to help him. Jesus commanded the sick man who could not walk, to get up. He did, 5:7-9.
3. But some of the Jewish leaders were angry with Jesus because he had healed this man on the Sabbath, the day when the Jews stopped work to worship God. These angry Jewish leaders could not find Jesus so they stopped the man who had been healed. He really did not know who had healed him, 5:10-13.
4. But Jesus found him and the healed man knew that his whole life needed to change now the had met Jesus the Son of God. The man was in the temple, perhaps he was thanking God for his healing, 5:14.

Teach Memory Verse

Our Response to the Story

The Jewish leaders continued to be very angry with Jesus because they could not accept that there is no difference between the works of the Father and Jesus the Son, 5:18.

God is sovereign. He always knows when it is the time for something to happen. There is no wrong time in his plans, 5:17-18.

We want to praise God the Father that at the right time he sent his Son Jesus into the world (Lesson 1). Perhaps there is some desire you believe God has given you, but it has not happened yet. Don't give up, God will exercise his power at his exact time.

Lesson 6 Jesus Feeds Five Thousand People

Picture 6

Aim

To show that Jesus told people not to worry about food which spoils but to trust him for food that endures for everlasting life.

Reading: John 6:1-13, 25-40

Memory Verse: John 1:5.

The light shines in the darkness, and the darkness has never put it out.



Lesson Plan

Introduction

When there are many people coming to the church or your house to eat preparations have to be started days ahead. Firewood has to be gathered, water collected, cooking pots sorted out and of course food collected.

Main points of the Lesson

1. Many people were now talking about Jesus. Stories of his healing miracles and his different teaching were being discussed and many wanted to see him for themselves. One day five thousand men, besides women and children came to find him, John 6:1-3.
2. No preparations had been made to feed all these people. Jesus asked his disciples for their ideas, 6:5-6.
3. Philip thought about the enormous amount of money it would need to give everyone a little. Andrew found a boy who just had enough for himself, John 6:7-9.
4. Describe the instructions Jesus gave and what he did with the food. *Show Picture 6.* Everyone had enough to eat, 6:10-13.
5. Jesus then quickly left the people. He was sorry because he knew they only wanted to see his miracles for selfish reasons. They had just eaten without doing any preparation and now they wanted another free meal from him, 6:25-26.

Teach Memory Verse

Our Response to the Story

Jesus wanted the people to understand he had not come to give free physical food but spiritual food. God wanted the people to trust in Jesus the Son whom he sent. Feeding on Jesus who is the bread of life means having a friend for life who is always there whatever is happening, 6:27-29, 35, 40.

Jesus spoke these words first of all to the people he met, but he is also speaking to us. He can be the bread of life to us if we trust him each day.

Lesson 7 Jesus Walks on the Water

Picture 7

Aim

To show how Jesus demonstrated the power of God to the disciples.

Reading: John 6:16-21

Memory Verse: No new memory verse. Review the passage so far.



Lesson Plan

Introduction

Talk to the class about a powerful machine at work. Perhaps the children may have seen road graders, large cargo planes taking off or tanks at work. These machines have so much power they can be quite frightening to watch. Unless you are an engineer you don't really understand where all the power comes from.

Main Points of the Lesson

1. Jesus is the source of all power. He limited his power on earth. At certain times he used special acts of power to teach us about God.
2. After Jesus showed his power by feeding the five thousand he told his friends, the disciples, to go home and he went away by himself to pray to God the Father. The disciples got into their boat but Jesus had not come back to them. Worse still a terrible storm began, John 6:16-18.
3. Describe how terrified the disciples were when they saw Jesus coming towards them walking on the water. *Show Picture 7.* The power of Jesus frightened them. They did not understand it, 6:19.
4. Jesus' words immediately comforted them. They took him into the boat and at once they were out of the storm and at their destination, 6:20-21.

Review Memory Verses

Our Response to the Story

The disciples saw the power of Jesus and were afraid, but his words took away their fear and they were safe. Jesus has power to change our lives and take away fear, although not always danger. A Zairean pastor who is nearly ninety years old and who has lived through many dangers of war, famine and imprisonment often says, "The Lord is my helper." He knows it is true.

Lesson 8 Jesus Heals a Blind Man

Picture 8

Aim

To show how Jesus demonstrated the power of God as the light of the world.

Reading: John 9:1-41

Not all the details of the story will be taught but it is better for the teacher to read the whole story.

Memory Verse: John 1:6-7.

God sent his messenger, a man named John, who came to tell people about the light.



Lesson Plan

Introduction

Play a short game of Blind Man's Catch with the class. If the class is very big choose about twelve children to play. One person should be blindfolded and everyone else in the game stands round him or her in a circle. And let the blindfolded person try and catch someone. When he does so he can feel the person and try to guess whom he has caught.

Main Points of the Lesson

1. Life is much more difficult when a person is blind. One day Jesus met a man who had been blind from birth. That is even more difficult as the man had no memory of what things look like. Also everyone thought this blindness was a punishment for sin, John 9:1-2.
2. Jesus said the man had been born blind for a special purpose, so that everyone could see God's power healing him. Jesus came to bring light, 9:3-5. Describe what Jesus did to heal the man. *Show Picture 8.* The man obeyed Jesus and came back seeing, 9:6-7.
3. There are other people in this story who are blind. They were not physically blind as they could see with their eyes. They were spiritually blind as they refused to believe Jesus is God. They refused to trust him. The man's neighbours found it difficult to believe what they saw and asked about Jesus, 9:8-12.
4. The Pharisees who were the religious leaders were blind and angry because Jesus had healed on the Sabbath. They were so blind they even believed Jesus was a sinner. But the man knew that he had been physically blind and it was Jesus who had given him sight, and he told these important religious leaders so, 9:13-17, 24-34, Emphasise John 9:25.
5. Even the man's parents were spiritually blind. They were frightened of the powerful religious leaders and did not even seem to rejoice that their son had been healed, John 9:18-23.
6. Jesus went to find the healed man and talked to him. He now had spiritual as well as physical sight, for he believed Jesus had come from God the Father. This is what is meant by Son of Man in v.35. The man worshipped Jesus, 9:35-39.

Teach Memory Verse

Our Response to the Story

If you are blind, you cannot see light. Ask the class to close their eyes. They are in darkness but there is light outside. Jesus is light. He came to bring us light. We need spiritual light to believe in him, then we can see God's way and walk in it.

John the Baptist was the one God the Father sent to introduce Jesus, the Light of the World.

Lesson 9 Jesus Calls Lazarus from Death

Picture 9

Aim

To show how Jesus demonstrated he has power over death.

Reading: John 11:1-45

Memory Verse: John 1:6-7. Complete these verses.

God sent his messenger, a man named John, who came to tell people about the light, so that all should hear the message and believe.



Lesson Plan

Introduction

It is so good to have friends. Ask the class what they like about having friends. It's fun to do things with other people and many activities, like football, you can't do on your own.

Main Points of the Lesson

1. Jesus had some special friends called Lazarus, Martha and Mary. One day Lazarus became ill and the sisters sent Jesus a message telling him to come, but surprisingly, Jesus did not hurry off at once to see him, John 11:1-3, 5-6.
2. A few days later Jesus told his disciples that Lazarus had died. Now he would go to the home. He was glad he had not been there when Lazarus had died because the coming events would show God's power and glory, and help them to trust in him, 11:4, 11-15.
3. Martha went out to meet Jesus. She and her sister Mary were upset that Jesus had not come to see them before. Perhaps Lazarus would not even have died if Jesus had come quickly, 11:17-21.
4. Mary thought this too, when she greeted Jesus. They all went to see where Lazarus was buried. Jesus showed his sadness but some people wondered why, if Jesus healed the blind man, he could not have stopped Lazarus from dying. Jesus was going to do something greater, 11:32-37.
5. Describe what Jesus said and did at the tomb. Martha tried to stop him from opening the tomb. *Show Picture 9.* The power of God over death was demonstrated when Lazarus came out of the tomb alive. As a result many people believed in Jesus, John 11:38-45.

Teach Memory Verse

Our Response to the Story

Jesus told Martha, "I am the resurrection and the life, whoever believes in me will live even though he dies," 11:25. This was said to comfort Martha. It is a promise of everlasting life with God for those who believe in Jesus. He has opened the way for this life by his own death on the cross. There is no greater comfort for those who mourn the death of a believer than this promise of Jesus. Jesus has power over the greatest enemy, death.

Lesson 10 Jesus Dies on the Cross


Picture 10

Aim

To show how Jesus allowed men to crucify him. He died carrying away our burden of sin to bring us back into fellowship with God.

Reading: John 18:1-40; 19:1-30

This is a longer reading than usual and not all of it will be included in the lesson, but these two chapters need to be read to fully understand what happened.



Memory Verse: John 1:8.

He himself was not the light, he came to tell about the light.

Lesson Plan

Introduction

Talk to the class about how they carry something. Some of the girls may have carried jerry cans of water on their heads to their homes already today. At harvest time you can hardly see people underneath the huge loads of grass or grain they are carrying.

We can all see and feel the load if we are doing the carrying of this heavy weight or burden. But there is a burden we carry that we can't see with our eyes. It's the burden of our sin. We don't understand who God is and how much he loves us because the burden of sin gets in the way. Jesus, who these lessons have shown, is God and the perfect Son of God, is the only one who can take this burden of sin from us.

Main Points of the Lesson

1. Jesus told his friends he was going to die but they did not understand him although they knew the Jewish religious leaders wanted to kill him, 11:55-57. Jesus spent the Passover Feast with his friends in Jerusalem and in the evening went to pray in a garden. It was there that Judas, one of his own disciples, led armed soldiers and guards sent by the religious leaders to arrest him, 18:1-3.
2. Jesus did not act like people who are arrested usually do. He did not fight nor did he try and run away. Describe how Jesus told the soldiers who he was and how he allowed them to arrest him. It was the soldiers who were frightened, John 18:4-8. Simon Peter, Jesus' great friend, was frightened too. He even had a sword and used it. Describe what Jesus said and did, John 18:10-11, Luke 22:49-51.
3. All through the night Jesus was questioned by the High Priest and religious leaders. The trial was illegal, it was at night and no witnesses could be produced to bring proof of any wrong doing or false teaching by Jesus, 18:19-24. In the morning Jesus was taken to Governor Pilate, the only man who could have Jesus put to death. But Pilate could find no fault with Jesus. The religious leaders wanted Barabbas, a thief and a murderer, set free rather than Jesus, 18:28-31; 38-40.
4. Pilate allowed his soldiers to mistreat Jesus even though he knew Jesus was innocent. He knew Jesus was no ordinary man but he was also frightened of the Jews, so he gave Jesus to them to be crucified, 19:1-16. Jesus was hung on a cross between two thieves, guarded by soldiers. *Show Picture 10.* When Jesus knew he had accomplished everything he came to earth to do he allowed himself to die, 19:17-18, 28-30.

Teach Memory Verse

Our Response to the Story

Everybody in the story was carrying a burden – a burden of their sin. Judas betrayed the Son of God. He could not live with his burden and killed himself instead, Acts 1:18. Jesus took the burden of our sin on himself on the cross. His death shows us how much God loves us and how much he wants us to love him in return.

Lesson 11 Mary and Jesus at the Tomb

Picture 11

Aim

To show that death could not hold the Son of the Living God.

Reading: John 20:1-2, 11-18

Memory Verse: John 1:9.

This was the real light – the light that comes into the world and shines on all mankind.



Lesson Plan

Introduction

If you have ever seen something very surprising at first you cannot believe it is really happening. Give an example of this such as someone appearing in the community after a long absence.

Main Points of the Lesson

1. Mary Magdalene was very surprised. When she went to Jesus' tomb on the third day after he was crucified some amazing things happened. When she first set out she was probably very sad remembering all that had happened. *Show Picture 10*. Her first surprise was to see that the large stone in front of the tomb had been rolled away. She was upset and ran to tell Simon Peter, John 20:1-2.
2. While Peter and John went into the tomb, Mary stood outside crying. Then she looked in. *Show Picture 11* and describe what she saw and heard, 20:11-13. (Have the picture of Jesus on the left hand side covered up with a piece of paper when you show the class.)
3. Mary was weeping so much that she couldn't see the man clearly who was standing outside the tomb. She thought he must be the gardener and might know where the body of Jesus had been put. Tell what Mary said when Jesus said her name. She knew him, 20:14-16. (Take off the paper on Picture 11 as you tell this part of the story.)
4. Mary was surprised again overjoyed. Mary was told to go and tell the disciples that Jesus was alive. Mary was delighted to run and tell them, 20:17-18.

Teach Memory Verse

Our Response to the Story

Mary knew Jesus when he said her name. Jesus knows all our names. Are you delighted like Mary was that Jesus is alive? He could not remain dead because he had victory over sin. He rose to give us everlasting life.

Lesson 12 Jesus Appears to His Friends

Picture 12

Aim

To show how Jesus appeared to the disciples and spoke especially to Peter, trusting him with the work of telling everyone who Jesus is.

Reading: John 21:1-19

Memory Verse: No new verse. Review the passage so far.



Lesson Plan

Introduction

Talk to the class about things they know they can do and perhaps they are even very good at them. Some examples could be looking after goats or making tin toys for the boys, and for the girls looking after younger brothers and sisters or making and serving tea.

Main Points of the Lesson

1. Many of the disciples were fishermen. They were good at it and it was their job. They had largely given it up for three years while they followed Jesus. Now they knew Jesus was alive. They had seen him but they didn't understand what was going to happen in the future, so seven of them went to the lake to fish. However, even though they were still good fishermen they caught nothing all night long, John 21:2-3.
2. At sunrise a man on the shore called out to them. Tell what he said and what happened when the disciples obeyed his instructions, 21:4-6.
3. John (who calls himself the disciple whom Jesus loved) realised it was Jesus on the shore. Peter could not wait to greet Jesus who had a meal already on the shore for these tired and hungry fishermen. They added more fish to it from the large catch. *Show Picture 12.*

Jesus had performed two miracles for his friends. He enabled them to take a large catch of fish and he had a meal ready for them before they brought fish, 21:7-14.

4. After the breakfast Jesus took Peter aside and spoke especially to him. Describe the three questions Jesus asked Peter, the answers he gave, and the commands he was given. Peter had said three times he did not know Jesus, now Jesus asked Peter three times if he loved him. In the way he replies, Peter wants to show Jesus how much he loves him and desires to carry out his commands, 21:15-19.

Review Memory Verse

Our Response to the Story

Jesus asks us the same questions that he asked Peter. Each child can put their name in front of the question, "Ruta/Juma, do you love me?" If we do, Jesus will reply, "Take care of my sheep." He has a job that he planned especially for us to do, Ephesians 2:10.

Lesson 13 Jesus Teaches Two Friends

Picture 13

Aim

To show how Jesus appeared to two of his friends, teaching them all about himself from the Scriptures of the Old Testament.

Reading: Luke 24:13-35

Memory Verse: John 1:10

The word was in the world, and though God made the world through him, yet the world did not recognise him.



Lesson Plan

Introduction

When you walk from one village to the next it's good to have someone with you. It often makes the journey go quicker as you can talk together.

Main Points of the Lesson

1. Two of Jesus' friends were walking from the city of Jerusalem to the village of Emmaus, which was about seven miles away. As they walked along on that Sunday afternoon, they discussed all the recent happenings. Then a stranger caught up with them. It was really Jesus but they didn't recognise him. He asked them what they were talking about, Luke 24:13-17.
2. They were amazed that this stranger had been in Jerusalem that week and didn't know the terrible events that had taken place. Tell what they said to Jesus, 24:18-24. They were very sad and confused men.
3. *Show Picture 13.* Jesus taught the friends that Moses and the prophets had written about the suffering and death of God's Son whom they called the Messiah. He taught them a lot more on those seven miles about the resurrection and the setting up of God's Kingdom, 24:25-27.
4. When they arrived at Emmaus the two friends persuaded the stranger to stay and eat with them. As Jesus took the bread and blessed it they realised who the stranger really was. At that moment Jesus left them. The friends were so delighted that they immediately walked the seven miles back again to Jerusalem to tell the other disciples. It must have been dark by that time. The other disciples had wonderful news to share with them also about seeing Jesus, 24:28-35.

Teach Memory Verse

Our Response to the Story

What wonderful stories Jesus must have told those two friends on their walk. Jesus asks us to do just that, to tell his story to people whom we meet, and who do not know him as Saviour.

For forty years the country of Albania in Europe was closed to the Gospel. No one was even allowed to believe God was alive. A pastor in a neighbouring country put parts of the Bible into plastic bottles and threw them into the sea. He prayed the currents in the sea would wash them up on the Albanian shore. When the pastor was able to go to Albania recently and preach the gospel, he met a man who had picked up one of these bottles full of the scriptures. He had begun to read and now wanted to be a follower of Jesus.

Lesson 14 The Son Among the Pigs

Picture 14

Aim

To show how Jesus taught spiritual truth by telling stories.

Reading: Luke 15:11-19

Memory Verse: John 1:11.

He came to his own country, but his own people did not receive him.



Lesson Plan

Introduction

Ask the class if their family or community ever sits together to tell stories. It is often the older people who pass on the traditional stories to the next generation so that they will know the customs of the tribe. Jesus often taught his friends and disciples by telling stories. They are like pictures in words about spiritual truths that Jesus wants us to understand.

Main Points of the Lesson

1. Jesus told a story about a father who had two sons. Describe how the younger son got his father to give him his share of the family land, Luke 15:11-12.
2. Describe what happened in the next two verses. It is very easy to use a little imagination here and describe what happened to the younger son, 15:13-14.
3. The young man had to find some kind of work to feed himself. Eventually he was given a job of herding pigs. This was one of the worst jobs he could have done because Jews regard pigs as unclean animals. Worse still, he even wanted to eat the pigs' food. *Show Picture 14.* This man, from a rich home, looks so sad and sorry for himself, he had no friends and no-one to help him, 15:15-16.
4. Then the young man did some very hard thinking about himself. He realised he had done wrong and that it was his own fault he was in this present position. He decided to go back home and ask his father to employ him as a servant. He had lost his position as a son by his behaviour. The teacher could act the part of the son here. What kind of reception would this wasteful young man get when he arrived home? We will see in the next lesson! 15:17-19.

Teach Memory Verse

Our Response to the Story

Ask the class if they remember the stories of Naaman or Haman. Naaman was not cured of his leprosy until he forgot his own importance and followed Elisha's simple instructions, but Haman remained proud, he never repented and so died on his own gallows.

Jesus wanted to show us, in this story, that we are all like the son. We need to repent and own up that we are sinners. We have some hard thinking to do about ourselves.

Lesson 15 The Lost Son Comes Home

Picture 15

Aim

To show how Jesus taught that God loves sinners and rejoices when we repent and turn back to him.

Reading: Luke 15:11-32

Memory Verse: John 1:12.

Some, however, did receive him and believed in him.



Lesson Plan

Introduction

Talk about what it feels like to be hungry. Probably all the class will be only too familiar with this feeling. *Show Picture 14* and review the previous lesson, reminding the class why this young man was hungry. He realised he had done wrong and decided to go back to his father, Luke 15:17-20. This is a hard thing to do.

Main Points of the Lesson

1. Describe how the young man walked many miles back to his home country. While he was still a long way from the family farm his father, who must have looked for him every day, ran out and greeted him. *Show Picture 15*. It was a very different greeting from what the young man deserved and he didn't even have time to say all his prepared speech, 15:20-21.
2. Describe the welcome, 15:22-24.
3. However, the elder brother was very angry at all this celebration. Describe what he says to his father, 15:28-30.
4. The father explains that everything he has now belongs to the elder son, and he can have a feast at any time! But it is not every day that a person everyone thought was dead, returns home, 15:31-32.

Teach Memory Verse

Our Response to the Story

A Sudanese family in Khartoum arranged a gathering to mourn the death of their mother who they believed had been killed fleeing from the civil war. But the mourning turned to such rejoicing when they had definite news that she was alive, safe and well in a neighbouring country!

Jesus told the story about the lost son to show us how God, who is the father in this story, loves repentant sinners. He wants to forgive them and welcome them back into the family with great rejoicing.

Jesus also told this story to show the religious leaders who were like the elder brother in the story, that they could also enjoy God's love and forgiveness all the time, 15:31. They needed to rejoice that a sinner had come back to the family and not complain about how bad the sinner had been. God's forgiveness and membership of his family is open to all repentant people. It is God alone who paid the whole cost of forgiveness.

Lesson 16 The Wealth of a Rich Man

Picture 16

Aim

To show that there are more important things in life than just acquiring possessions.

Reading: Luke 12:15-21

Memory Verse: Complete the learning of John 1:12.

Some, however, did receive him and believe in him, so he gave them the right to become God's children.



Lesson Plan

Introduction

Nearly everyone wants to become rich! Ask the class what they would like to own if they were rich.

Main Points of the Lesson

1. But great riches bring great responsibilities. Jesus told a story about a rich man. Listen and see if you think he remembered his responsibilities.
2. The rich man owned fertile ground which produced good crops. Soon he ran out of storage space. *Show Picture 16.* He decided he must build bigger barns, Luke 12:16-18.
3. The rich man did not think of sharing his wealth with any of the poor around him. He decided just to please himself, 12:19.
4. But money cannot buy everything as the rich man found out. God, who had given the rich man his fertile crops, took the man's life away. His possessions were no use to him now. The rich man had forgotten God, but God remembered him and took him, 12:20.

Teach Memory Verse

Our Response to the Story

Jesus wants us to understand that what we own, however big or small, has to occupy second place in our lives. God gives us all we have and own, so he is to have first place. We should be concerned first of all with pleasing him. In the story God had no place in the rich man's life. It pleases God when we share what we have. He asks us to trust him now for what we need, as he gives us the energy to work, and he will give us riches in heaven, 12:15,21.

Lesson 17 The Beggar and the Rich Man

Picture 17

Aim

To show that the choices we make in this life determine our position in the next world.

Reaching: Luke 16:19-31

Memory Verse: John 1:13

This is a long verse which is difficult to divide, so take two lessons to learn it.

They did not become God's children by natural means, that is, by being born as children of a human father; God himself was their Father.



Lesson Plan

Introduction

Ask the class how they would like to live if they were free to choose.

Main Points of the Lesson

1. Jesus told a story about another rich man who chose exactly how he wanted to live. Describe the kind of life he lived, Luke 16:19.
2. Lazarus was a very poor man who was brought to beg outside the rich man's gate. *Show Picture 17*. He had a terrible life, 16:20. The rich man cared nothing for the poor man although he had plenty to share.
3. Poor Lazarus died. It was wonderful for him to be given a place of honour beside Abraham in heaven. Abraham is the father of the Jewish race and is called the friend of God, Genesis 12:2. The rich man died too and found himself in Hades, a place of great pain, 16:22-23.
4. Describe how the rich man called for help and the reply he got. In his life on earth he had been unwilling to help anyone and now no-one was able to help him. He was cut off, 16:23-26.
5. The rich man now began to think of other people. Could his brothers, who probably lived as carelessly as he had, be warned before they reached Hades? Jesus told his listeners that what God's Word says is enough. Not even a miraculous return from death will make people who have closed their minds to God, listen to him, 16:27-31.

Teach Memory Verse

Our Response to the Story

Our parents often warn us about different things. "Don't touch that pot. It's just come off the fire and it's very hot." Teachers can probably give some examples of warnings. Sometimes we close our minds to the warning and suffer for it!

Jesus wants to warn us, through this story, that what we choose to do now affects our position after death. If we fail to show love and mercy in this life how can we expect it to be shown to us in the next? Do you reward anyone in your family for unkindness and cruelty? No, that would be very wrong. God longs to reward us because he loves us. Loving God and sharing what he has given us is the way he designed us to live. It's the best choice to make.

Lesson 18 The Friend at the Door

Picture 18

Aim

To show that God wants us to pray and bring our requests to him.


Reading: Luke 11:1-13

Memory Verse: As for Lesson 17

Lesson Plan

Introduction

Ask the class what time they go to bed at night. Most people go to bed when the light has gone. They are certainly in bed by midnight, unless there's a celebration, when everyone may stay up all night.



Main Points of the Lesson

1. Jesus told a story about a man who had a visitor at midnight. The visitor was on a journey so he probably hadn't eaten all day. He was hungry but the house owner had no bread left to give him. What a terrible thing! A guest must not go to bed hungry, so the man went to his friend's house, late as it was, to borrow three loaves of bread, Luke 11:5-6.
2. Describe what happened. The friend eventually had to get up and lend the man the bread in order to stop him knocking at the door. The man was not ashamed to keep on asking for what he needed. *Show Picture 18.* Persistence was rewarded 11:7-8. This can be a very lively story if the teacher acts the parts of the two men.

Note: This story may be easier to tell if the teacher gives the two main characters in it names. It is also very short and so would be a good one to act. Leave time after the acting for the "response section" of the lesson.

Review Memory Verse

Our Response to the Story

After Jesus had been away one day praying to God the Father, his disciples asked him to teach them how to pray. Jesus told this story to answer their question, 11:1-2. If a human friend will get up and give to the persistent caller who won't go away, how much more will God, who loves us, give us what we need, even if he seems to delay the answer sometimes.

If a little child likes a particular food very much they will go on and on eating it. Someone has to stop them or they will make themselves sick. It is not always good for us to have what we ask for at the time we ask for it. God has his timing. Like a father, God gives good gifts, 11:11-12. Most of all God wants us to have his spirit in our lives, 11:13.

A spider takes a long time to spin its web. Sometimes the web breaks away from the place the spider attached it. The spider has to try again. Sometimes it happens several times and each time the spider tries again. The spider never gives up. We should never give up on prayer. With the class think of some definite needs to pray about. Keep praying for them in class over the next week.

Note: Teachers may wish to look ahead to Lesson 20 and prepare in advance the "seed beds" as suggested.

Lesson 19 Two Men in God's House

Picture 19

Aim

To show the way God wants us to come to him in prayer.


Reading: Luke 18:9-14

Memory Verse: No new memory verse. Review the passage learnt so far.

Lesson Plan

Introduction

Choose three people and prepare a little play to begin the lesson. One person will be a shopkeeper, and the other two customers. In turn the customers should come to the shop to buy something. The first customer should act in a proud and rude way but the second should be courteous. Who will get the better service from the shopkeeper?



Main Points of the Lesson

1. Jesus told a story about two men who acted very differently from each other. They went to the temple to pray. One was a Pharisee which means he was a religious leader. The other was a tax collector and that was a job which often made a person an outcast. Tax collectors worked for the government which was hated and they often stole people's money, Luke 18:10.
2. The Pharisee stood where everyone could see him. His prayer was all about how good he was and how different he was from everyone else. He was not greedy or dishonest or immoral like everyone else. He was certainly not like that wicked tax collector over there. He boasted about all the good things he did for God. Even God's Law only asked him to fast once a year and he fasted (went without food) twice a week! The Pharisee sounded as though he didn't need God at all, 18:11-12.
3. The tax collector was very different. *Show Picture 19.* Point out the differences between the two men. The tax collector knew that he was a sinner coming to God who is holy. He asked God to help and save him, 18:13.
4. Jesus said God heard and answered the tax collector's prayer. He went home with his sins forgiven. The Pharisee just went home with his pride, 18:14.

Review Memory Verses

Our Response to the Story

Ask the class how they behave when the headmaster comes to their classroom. We are not proud and boastful in front of him. He would think we never needed his help or leadership if we were like that.

In the same way God is like our chief, although he is really so much more because he is our creator and loving father. But we have disobeyed him so we need to ask for his forgiveness first of all when we talk to him. When everything is put right between us, then God can hear us. The proud man trusts in himself and his own abilities, like Naaman before he was healed, so God cannot hear him, 18:9,14.

Lesson 20 A Man Sows his Seed

Picture 20

Aim

To show how people listen to God's Word.

Reading: Luke 8:4-8

Memory Verse: John 1:14

The Word became a human being and, full of grace and truth, lived among us.



Lesson Plan

Introduction

Take several different kinds of soils to show the class. They could be put in little piles on pieces of cardboard. One pile could have very dry soil, another wet and a third full of stones.

Main Points of the Lesson

1. Many different people came to see Jesus. They liked to listen to his stories and of course see the miracles he did. Jesus told a story about how people listened to him, Luke 8:4.
2. *Show Picture 20* and describe how the sower went out. Point out the seed falling on the path and the birds ready to take it, 8:5.
3. Continue the story, using *Picture 20*, telling how some seed fell on rocky ground, some amongst the thorns and some finally on good soil, and what happened to each, 8:6-8.
4. At the end of his story Jesus said, "Listen, then, if you have ears." The people had ears, so what was Jesus saying? He was asking if they had listened so that they really understood the meaning of his story, 8:8.

Teach Memory Verse

Our Response to the Story

In this story the sower is a picture of Jesus sharing God's Word, which is like a seed being sown in the world, 8:11. Ask the class to think about the different soils and the kind of people each represented.

This is a shorter lesson, so there will probably be time to have an activity. With the class prepare a small plot of ground about two foot square. Make it into the different types of soil, i.e. the dry path, the soil full of stones, the soil full of weeds and the good soil. If there's enough ground perhaps small groups of children can each have a separate plot.

Sow a few easily obtainable seeds on each plot. Any seeds can be used, not necessarily edible ones. The children need to be organised to watch the plot for the next week and even water it.

A week may not be long enough for much germination or growth to have taken place, so it would be a good idea if the teacher did this experiment about two weeks before in a cut down carton.

Lesson 21 The Seed Grows

Picture 21

Aim

To show how people listen to God's Word.

Reading: Luke 8:11-15

Memory Verse: John 1:14. Complete the verse.

We saw his glory, the glory which he received as the Father's only Son.



Lesson Plan

Introduction

If the class was able to do the activity with the little plots, a look at these would be a good beginning, or if the teacher made his own experiment this could be shown.

If none of this was possible, the teacher could just prepare the four kinds of soil mentioned in the story on a tray, or a piece of cardboard, and show the class.

dry path stones weeds good soil

Ask the class which soil will produce good crops.

Main Points of the Lesson

1. *Show Picture 20* and remind the class that Jesus told a story about the people who were listening to him. He was like a sower spreading the words of God amongst them. How did they receive God's word? They were just like seeds being received by the different kinds of soil, Luke 8:11.
2. *Show Picture 21* and point to the dry path on the cardboard visual aid. Then ask the class to tell you how people like this receive God's word. The birds eat the seed up quickly and it's like Satan making them forget everything they hear, 8:12.
3. Teach each soil in turn and point to each one illustrated in the picture and show what they mean.
Seeds that fall on rocky ground are like people who listen and believe but give up and fall away when any opposition or temptation comes their way, 8:13.
4. Seeds that fall amongst thorns or weeds are like those who believe but worries about possessions and money stop their growth as Christians, 8:14.
5. The seeds that fall on good ground are like the people who believe, obey God's word and in turn win others for Christ, 8:15.

Teach Memory Verse

Our Response to the Story

Jesus said he taught the people by telling them these stories so that those who really wanted to, would take the trouble to find out what he was teaching. God's word is very precious and must be taken seriously. If we really want to know what God says he will show us, but if we are not serious, it will be like a closed book to us and we shall not understand it. We shall be like the soils that produced nothing – quite useless. Ask God to help you understand the Bible so that you are like the good soil, 8:9-10.

Lesson 22 Help for an Injured Man

Picture 22

Aim

To show that when we believe and obey God's Word it changes the way we live and act towards everyone else.

Reading: Luke 10:25-37

Memory Verse: Review John 1:1-9

Lesson Plan

Introduction

Sometimes people ask hard questions, that's a question we don't know how to answer. A mother may ask her children where they have been if they are late home from school. Sometimes they don't want to tell her.

Main Points of the Lesson

1. Jesus was asked lots of questions. Sometimes they were not very kind ones because the religious leaders wanted to trick him. Jesus showed everyone that these men were often not good leaders, and so they were angry with him.
2. One religious leader asked Jesus how he could receive everlasting life. As a religious leader he already knew the answer which God provided in his word, but he wanted to know who Jesus thought was his neighbour, Luke 10:25-29.
3. Jesus told him a story which showed him not only who was his neighbour but how he should help him. Tell the story in your own words. It is one that probably happened.

The priest and the Levite were religious leaders, and if the wounded man was actually dead they would have become unclean through touching him and been unable to carry out their religious duties for a time. But Jesus is showing that a helping action was more important even than formal religious duties, 10:30-32.

4. Describe how a Samaritan who was an enemy of the Jews stopped to help the injured man. *Show Picture 22.* Point out the large amount of help he gave. He did not just give a quick first aid, but he carefully washed and treated the injuries. Then he took the man to a place where he could be cared for and paid for his stay. He even promised to return and see how the man was and if any more money was owed. The Samaritan gave as much time, money and care as was expected of a friend or relative, to a man who was normally his enemy. 10:33-35.

5. Jesus asked the religious leader, "Who behaved like a neighbour in the story?" The religious leader knew the answer but he could not bring himself to say the word "Samaritan." It was too costly for him to say it, 10:36-37. Jesus means us to show love to anyone, absolutely anyone in need. He did, Romans 5:8.

Teach Memory Verse

Our Response to the Story

This is a very good story to act. It can be acted as Jesus told it or transposed to a modern day setting. The priest and the Levite will stand for people who would normally be expected to give help and the Samaritan would be someone for whom there is tribal hatred or racial prejudice.



Lesson 23 The House Owner Comes Home

Picture 23

Aim

To show that Christians should be faithfully serving the Lord Jesus Christ on earth while they wait for his return.

Reading: Luke 12:35-48

Memory Verse: Review John 1:10-14

Lesson Plan

Introduction

Ask the children what happens in a classroom at school when the teacher is called away. At first everyone may work quietly but if the teacher continues to be absent a few people will start talking which makes it hard for the rest. Finally the whole class has stopped work and everyone is talking or playing when the teacher returns.

Main Points of the Lesson

1. When Jesus was on earth he told his disciples about his Second Coming. How were his disciples to live while they waited for him to come? Jesus told several stories to help those who wanted to follow him.
2. Jesus told a story about a man who went to a wedding. Celebrations like this can go on very late. But when this man returned his servants opened the door to him after his very first knock. The servants were ready and waiting for their master even if it was after midnight. They were delighted that their master was so pleased with them. The master was delighted that the servants were looking after his property so well that he even sat them down and served them, Luke 12:35-38.
3. Jesus now described how a wise man guards his house against thieves who of course don't tell you when they are coming. This story showed that there will be very serious consequences for those who are not ready for Jesus' coming again, 12:39-40.
4. In other stories Jesus told he wanted to show his friends what they should be doing while they waited. He described the behaviour of a wise servant. *Show Picture 23.* The master's household was well organised and well run and so the servant was well rewarded for his faithful and excellent service, 12:42-44.
5. But Jesus also described what happened if those who were left in charge got drunk, wasted their master's property or abused those they were responsible for. Their punishment would be very severe, 12:45-46.

Review Memory Verse

Our Response to the Story

Explain to the class that when Jesus was talking about looking after a house he was using it as a picture of our lives. A house has different rooms; sitting room, sleeping room, kitchen, store room and these are each like a different part of our lives. For example, the kitchen is where a lot of work is done. How well do we work? Our daily work can bring honour to Jesus. A store room is like our minds. What or who do we think about? The teacher can think of other practical examples. God created us to honour him and we were all created to be different. He has given us all different responsibilities and abilities. We want to look forward to his coming and be ready to show him what we have done with what he has given us, 12:47,48.



Lesson 24 The Man Up a Tree

Picture 24

Aim

To show that the Lord Jesus Christ came to save and change lost sinners.

Reading: Luke 19:1-10

Memory Verse: Review the complete passage John 1:1-14.

Lesson Plan

Introduction

It is often thought that the rich are always happy. Sadly this is not true. They are not popular people. We may like rich people for their money only and not for themselves, or we may be very jealous of them because they are wealthy and we are not. Jesus met a rich man and changed his life.

Main Points of the Lesson

1. Zacchaeus was a rich man but he was a tax collector he was hated by most people. He got his riches by stealing people's money. The teacher could explain to the class that in those days tax collectors did not get paid a salary by the government. They collected as much money as they could from everyone and, after paying a portion of it to the government, they kept the rest, Luke 19:1-2.
2. Describe how much Zacchaeus wanted to see Jesus. He was short and there was a big crowd so he climbed a tree. *Show Picture 24.* He must have almost fallen out of the tree in surprise when Jesus spoke to him, 19:3-5.
3. The people were also surprised and angry. Zacchaeus was a thief and Jesus was actually going to visit him. But Zacchaeus was full of joy, 29:6-7.
4. Meeting Jesus changed Zacchaeus. He showed he had come to the world in order to meet men just like Zacchaeus who realised they were in the wrong and wanted to change, 19:9-10.

Review the Memory Verses Again

The whole class could recite together the passage, John 1:1-14.

Our Response to the Story

The first story in this book was about Jesus coming to earth as a baby in order to grow up and live amongst us. Jesus came to seek and to save anyone who is lost from God. He came as our Saviour. Read John 3:16.

A brief personal testimony from the teacher of how Jesus met him or her would be an appropriate end to this lesson.

