



WatchGuard® AP

Quick Start Guide

AP130


Schnellstartanleitung

Guía Rápida

Guide de

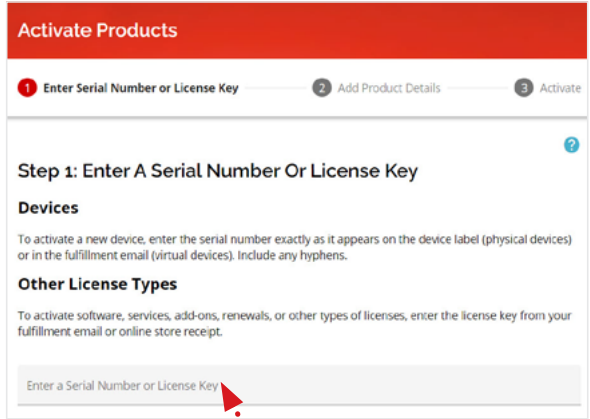
démarrage rapide

クイックスタート・ガイド



1 ACTIVATE Activer Aktivieren Activar 有効化する

watchguard.com/activate



Step 1: Enter A Serial Number Or License Key

Devices

To activate a new device, enter the serial number exactly as it appears on the device label (physical devices) or in the fulfillment email (virtual devices). Include any hyphens.

Other License Types

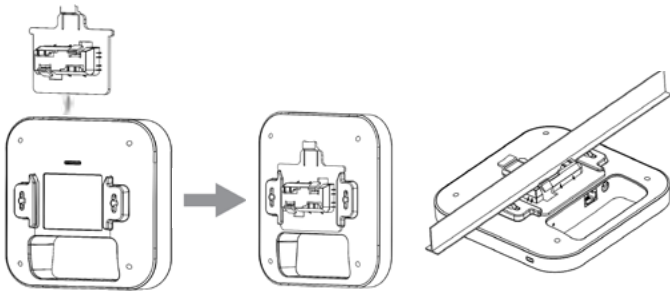
To activate software, services, add-ons, renewals, or other types of licenses, enter the license key from your fulfillment email or online store receipt.

Enter a Serial Number or License Key

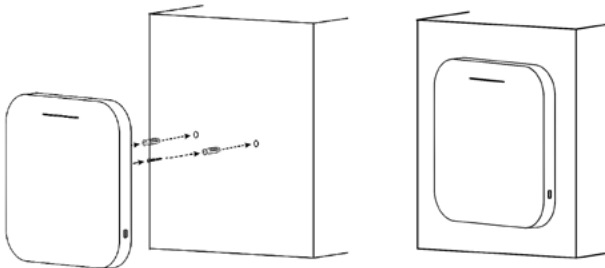


2 INSTALL Installer Installieren Instalar インストールする

CEILING MOUNT



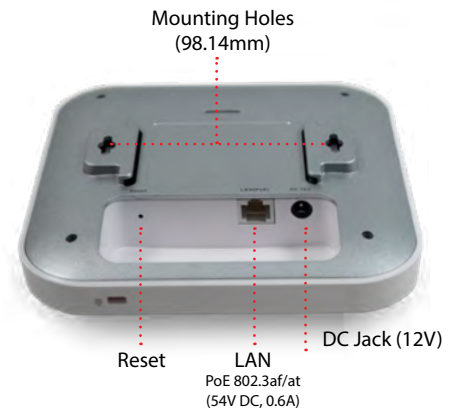
WALL MOUNT



Use the included spacers if you mount to a wall with the 15/16" bracket attached to the access point.



3 CONNECT Connector Verbinden Conectar 接続する



Power Options	
WG8602 (AU), WG8601 (UK), WG8600 (EU), WG8599 (US)	WatchGuard 802.3at PoE+ Injector with AC cord
WG9009	12V Power Adapter for WatchGuard AP130

4 CONFIGURE Configurer Konfigurieren Configurar 構成する



Wi-Fi in WatchGuard Cloud



watchguard.com/start

NOTICES: Avis Hinweiss Avisos お知らせ

All WatchGuard products are designed and tested to meet strict safety requirements. These requirements include product safety approvals and other global compliance standards. Please read these instructions carefully before operating the product, and refer to them as needed to ensure the continued safe operation of your product. Additional information about the hardware, including additional languages, a full list of safety approvals, global compliance standards, and certifications can be found in the Hardware Guide for this device located on the WatchGuard website:

<https://www.watchguard.com/wgrd-help/documentation/hardware-guides>

- Do not place objects on the power cord.
- Do not obstruct the ventilation openings. These openings prevent overheating of the machine.
- Never push objects of any kind into slots or openings on this equipment. Making a contact with a voltage point or shorting out a part may result in fire or electrical shock.
- When removing or installing an appliance, follow the general installation safety instructions.

If protective earthing is used as a safeguard, the instructions shall require connection of the equipment protective earthing conductor to the installation protective earthing conductor (for example, by means of a power cord connected to a socket-outlet with earthing connection). To meet safety and electromagnetic interference (EMI) requirements, you must make sure the power source is connected to earth ground before you connect power to the device.

Connect the PoE interface only to PoE networks, without routing to the outside plant.

This product is intended to be supplied by a Listed Power Adapter or DC power source marked "L.P.S." (or Limited Power Source or PS2) rated 54V DC, 1A minimum, maximum ambient temperature (Tma)=40°C, or supplied by a Listed PoE Adapter marked "L.P.S." (or Limited Power Source or PS2) rated 54VDC, 0.6A minimum, maximum ambient temperature (Tma)=40°C. For more information regarding approved power sources, see the Hardware Guide for this device.

This product is for indoor use only.

Hereby, WatchGuard Technologies Inc. declares that the radio equipment type AP130 Wireless Access Point is in compliance with Directive 2014/53/EU. The full text of the EU declaration of conformity is available at: <https://www.watchguard.com/wgrd-help/documentation/hardware-guides>

This device has software that cannot affect compliance with the Radio Equipment Directive (RED) 2014/53/EU, even if the software is changed or replaced.

This device is restricted to indoor use when operating in the 5150 to 5350 MHz frequency range in the indicated countries.

AT	BE	BG	CH	CY	CZ
DE	DK	EE	EL	ES	FI
FR	HR	HU	IE	IS	IT
LI	LT	LU	LV	MT	NL
NO	PL	PT	RO	SE	SI
SK	TR	UK(NI)			

Radio Frequencies	Max Power
2412 - 2472 MHz	19.74 dBm
5180 - 5240 MHz	22.78 dBm
5260 - 5320 MHz	22.84 dBm
5500 - 5700 MHz	29.39 dBm

Declaration of Conformity

WatchGuard Technologies, Inc.
255 S. King St. Suite 1100
Seattle, WA 98104 USA

WatchGuard Technologies Inc. hereby declares that the product(s) listed below conform to the European Union directives and standards identified in this declaration.

Product Info:
802.11a/b/g/n/ac Access Point, AP130

EU Directives:
Low Voltage (2014/35/EU)
Electromagnetic Compatibility (2014/30/EU)
Energy-related Products (2009/125/EC)
RoHS (2011/65/EU) and 2015/863/EU (RoHS)
WEEE Directive 2012/19/EU

Other Directives:
The Radio Equipment Directive (2014/53/EU)

Common Standards:
EN 62368-1:2014+A11:2017 Safety for ITE
EN 55024:2015 Immunity for ITE
EN 55024:2010+A1:2015
EN 55022:2015/AC:2016
EN 55035:2017
EN 61000-3-2:2014
EN 61000-3-3:2013

WatchGuard Standards:
EN 62311:2009 EMC and Radio Spectrum Matters
EN 301 488-1 v2.2.2 (2015-11) EMC and Radio Spectrum Matters
EN 301 488-17 v3.1.1 (2017-02) Radio Spectrum Matters
EN 301 333 v2.2.2 (2015-07) Radio Spectrum Matters
EN 301 893 v2.1.1 (2017-05) Broadband Radio Access Networks
EN 50385:2017

This device complies with Directive 2014/53/EU issued by the Commission of the European Community. Manufacturer / Hersteller: WatchGuard Technologies

255 S. King St. Suite 1100, Seattle, WA 98104 USA
802.11a/b/g/n/ac Access Point
AP130
Radio Equipment / Funkanlage:
Type Designation / Typenbezeichnung:
Specifications / Technische Daten:
Intended Purpose / Verwendungszweck:
Software Version / Softwareversion:
Equipment Class / Betriebsart der Klasse:
Operating temperature / Betriebstemperatur:

802.11a/b/g/n/ac (2.4GHz & 5GHz)
Cloud managed wireless indoor access point
1.0 and higher, Cloud managed
Class II
0° C to 40° C

The above device complies with the essential requirements and other relevant provisions to Directive 2014/53/EU when used for its intended purpose. This equipment may be operated in the USA, Canada, & Europe Union. This device has software that cannot affect compliance with the Radio Equipment Directive (RED) 2014/53/EU, even if the software is changed or replaced.

Die oben genannten Geräte entsprechen den grundlegenden Anforderungen und anderen relevanten Bestimmungen der Richtlinie 2014/53/EU, wenn für den vorgesehenen Zweck verwendet werden. Dieses Gerät ist für die Verwendung in den USA, Kanada, und Europäische Union. Dieses Gerät verfügt über Software, die die Einhaltung der Richtlinie über Funkanlagen (RED) 2014/53/EU nicht beeinträchtigen kann, selbst wenn die Software geändert oder ersetzt wird.

Signature
Laurence Huang
Full Name: Laurence Huang
Position: Manufacturing Program Manager
Date and Place of Issue: 28 October 2020, Seattle, WA, USA



A full list of safety approvals, global compliance standards, and certifications can be found in the Hardware Guide for this device located on the WatchGuard website: <https://www.watchguard.com/wgrd-help/documentation/hardware-guides>

WATCHGUARD TECHNICAL SUPPORT

1.877.232.3531 +1.206.613.0456
(U.S. and Canada) (all other countries)

www.watchguard.com/support



ADDRESS: 255 S. King St. Suite 1100, Seattle, WA 98104

U.S. SALES: 1.800.734.9905 • INTERNATIONAL SALES: +1.206.613.0895

WEB: www.watchguard.com