

Theater In a Box

Pre-designed theater acoustical packages for optimum performance




Small Room

5m x 4m

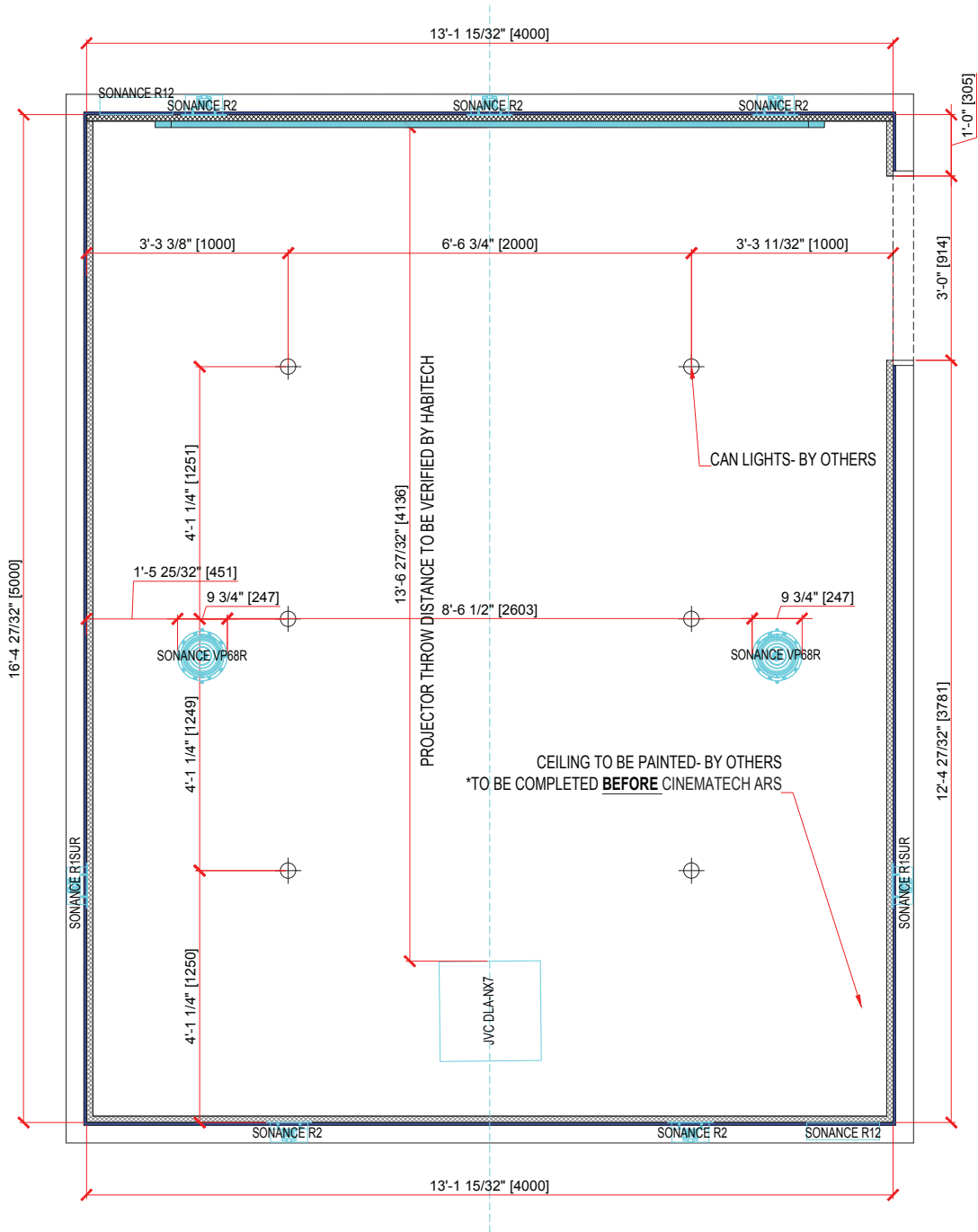
Whats Included

Panels: 17 Boxes
Diffusers: 2 Boxes
Track: 40 Pieces
Black Front Wall Fabric: 10m
Side & Rear Walls Fabric: 40m

Color Options



Ceiling Plan



IMPORTANT NOTES:

1. ALL WALLS TO BE PLUMB & TRUE WITHIN $\frac{1}{8}"$ OVER 8FT
2. VERIFY ALL LOCATIONS, MOUNTING INSTRUCTIONS AND VENTILATION FOR A/V EQUIPMENT INCLUDING BUT NOT LIMITED TO SCREEN, SPEAKERS, AND PROJECTOR WITH A/V CONSULTANT
3. CINEMATECH SEATING REQUIRES 2AMPS PER SEAT
4. ALL FABRIC SEAMS ARE SUBJECT TO CHANGE DEPENDING ON MATERIAL LIMITATIONS AND SITE CONDITIONS
5. ALL DIMENSIONS TO BE FIELD VERIFIED BY BUILDER/GENERAL CONTRACTOR PRIOR TO CONSTRUCTION OR FABRICATION
6. ALL DRYWALL LOCATED UNDER CINEMATECH ARS IS TO BE A MINIMUM OF LEVEL 3 FINISH

****ALL DRAWINGS ARE THE PROPERTY OF CINEMATECH. DUPLICATION OR UNAUTHORIZED DISTRIBUTION IS STRICTLY PROHIBITED.**

CINEMATECH

4319 LINDBERGH DRIVE
ADDISON, TX 75001
PH: 972-381-1071
FAX: 972-381-1065
WEBSITE:
www.mycinemattech.com

DDRXXX-HABITECH

PRE DESIGNED ROOMS- 5X4 M

REV.	DATE


GENERAL INFORMATION

DRAWN BY: ZF

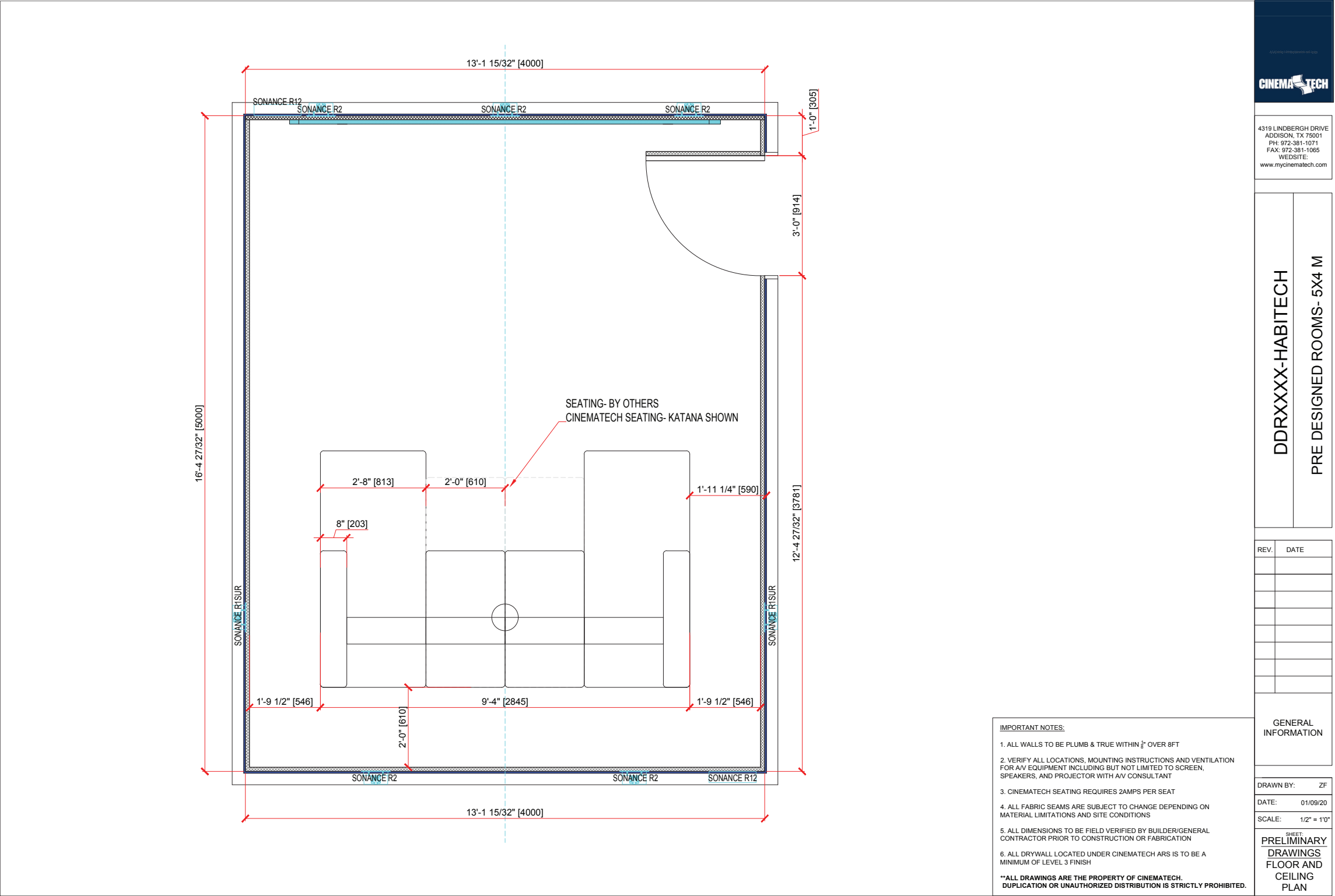
DATE: 01/09/20

SCALE: 1/2" = 1'0"

SHEET: PRELIMINARY DRAWINGS FLOOR AND CEILING PLAN



Floor Plan



IMPORTANT NOTES:

1. ALL WALLS TO BE PLUMB & TRUE WITHIN $\frac{1}{8}$ " OVER 8FT
2. VERIFY ALL LOCATIONS, MOUNTING INSTRUCTIONS AND VENTILATION FOR AIR EQUIPMENT INCLUDING BUT NOT LIMITED TO SCREEN, SPEAKERS, AND PROJECTOR WITH AV CONSULTANT
3. CINEMATECH SEATING REQUIRES 2AMPS PER SEAT
4. ALL FABRIC SEAMS ARE SUBJECT TO CHANGE DEPENDING ON MATERIAL LIMITATIONS AND SITE CONDITIONS
5. ALL DIMENSIONS TO BE FIELD VERIFIED BY BUILDER/GENERAL CONTRACTOR PRIOR TO CONSTRUCTION OR FABRICATION
6. ALL DRYWALL LOCATED UNDER CINEMATECH ARS IS TO BE A MINIMUM OF LEVEL 3 FINISH

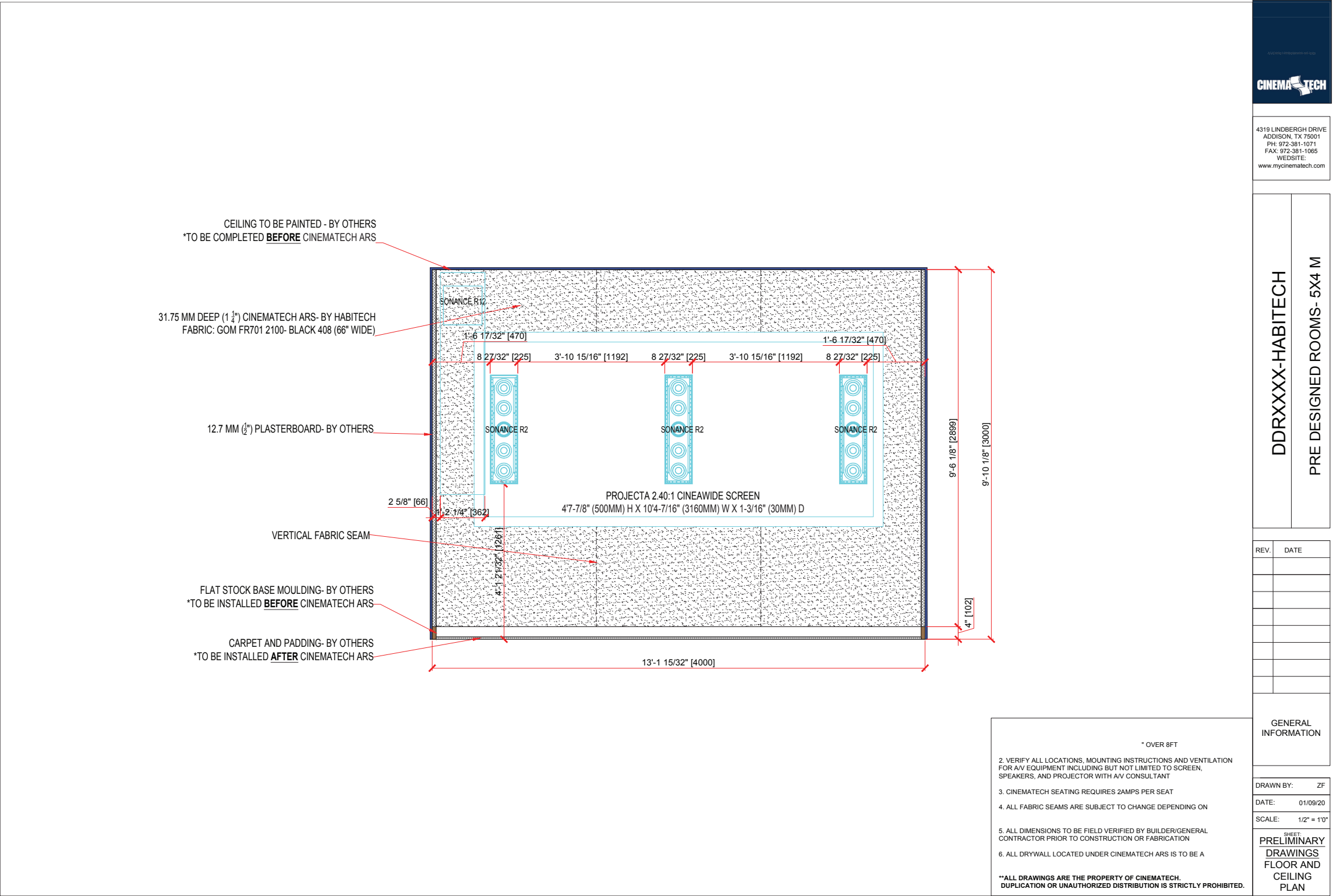
"ALL DRAWINGS ARE THE PROPERTY OF CINEMATECH. DUPLICATION OR UNAUTHORIZED DISTRIBUTION IS STRICTLY PROHIBITED."

DDRXXX-HABITECH
PRE DESIGNED ROOMS- 5X4 M

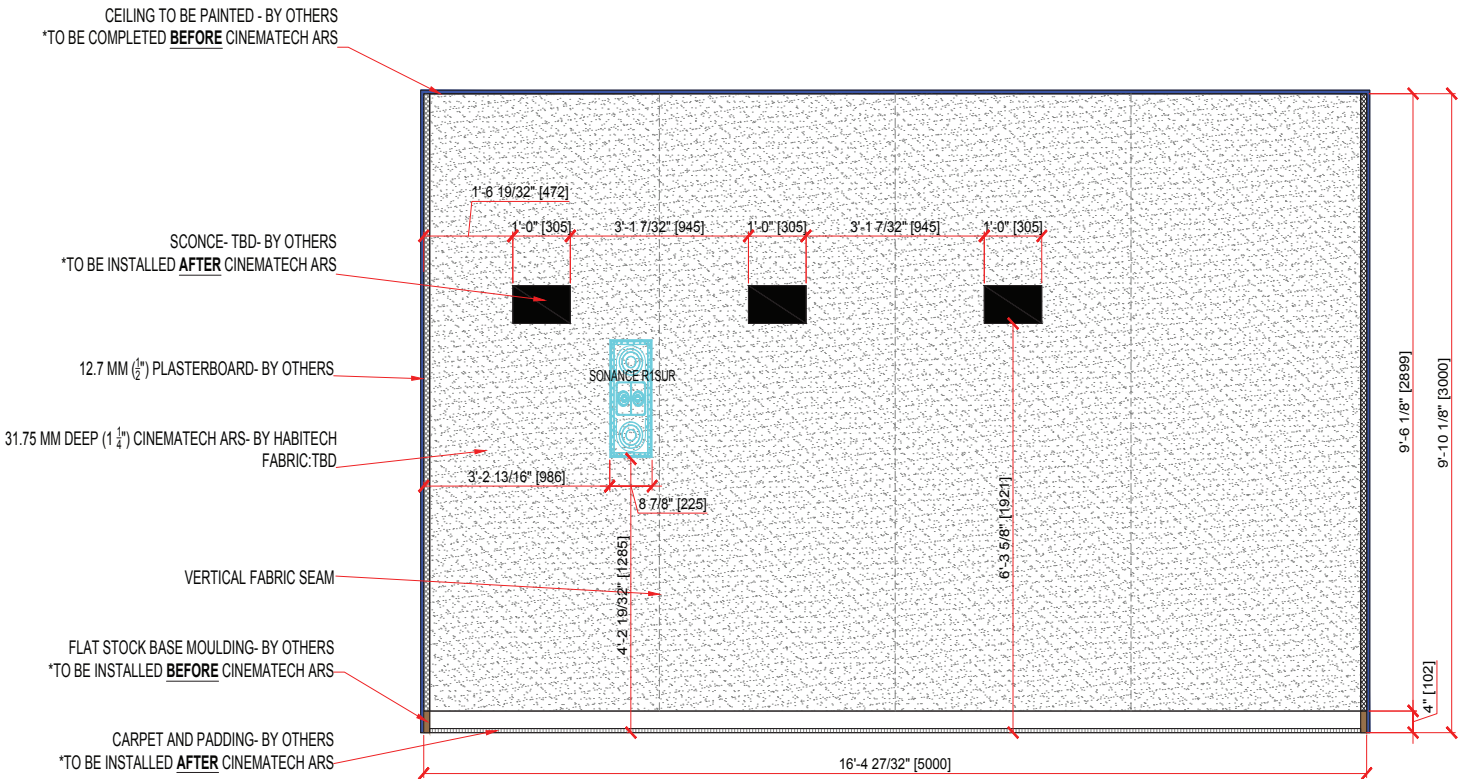
REV.	DATE
GENERAL INFORMATION	

DRAWN BY:	ZF
DATE:	01/09/20
SCALE:	1/2" = 1'0"
<p style="text-align: center;">SHEET: PRELIMINARY <u>DRAWINGS</u> FLOOR AND CEILING PLAN</p>	

Front Wall



Right Wall



* OVER 8FT

2. VERIFY ALL LOCATIONS, MOUNTING INSTRUCTIONS AND VENTILATION FOR AV EQUIPMENT INCLUDING BUT NOT LIMITED TO SCREEN, SPEAKERS, AND PROJECTOR WITH AV CONSULTANT

3. CINEMATECH SEATING REQUIRES 2AMPS PER SEAT

4. ALL FABRIC SEAMS ARE SUBJECT TO CHANGE DEPENDING ON

5. ALL DIMENSIONS TO BE FIELD VERIFIED BY BUILDER/GENERAL CONTRACTOR PRIOR TO CONSTRUCTION OR FABRICATION

6. ALL DRYWALL LOCATED UNDER CINEMATECH ARS IS TO BE A

****ALL DRAWINGS ARE THE PROPERTY OF CINEMATECH. DUPLICATION OR UNAUTHORIZED DISTRIBUTION IS STRICTLY PROHIBITED.**

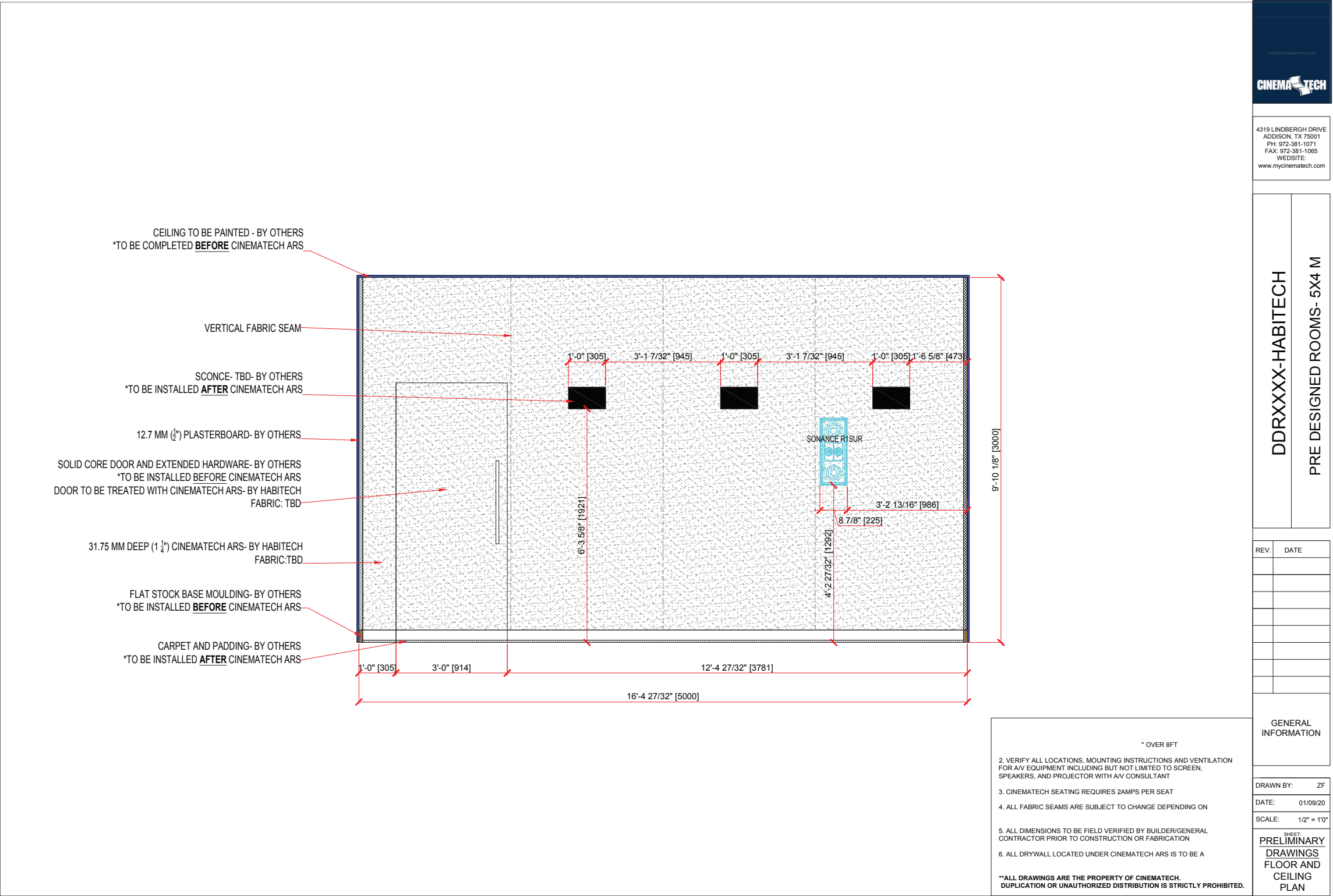
REV.	DATE

GENERAL
INFORMATION

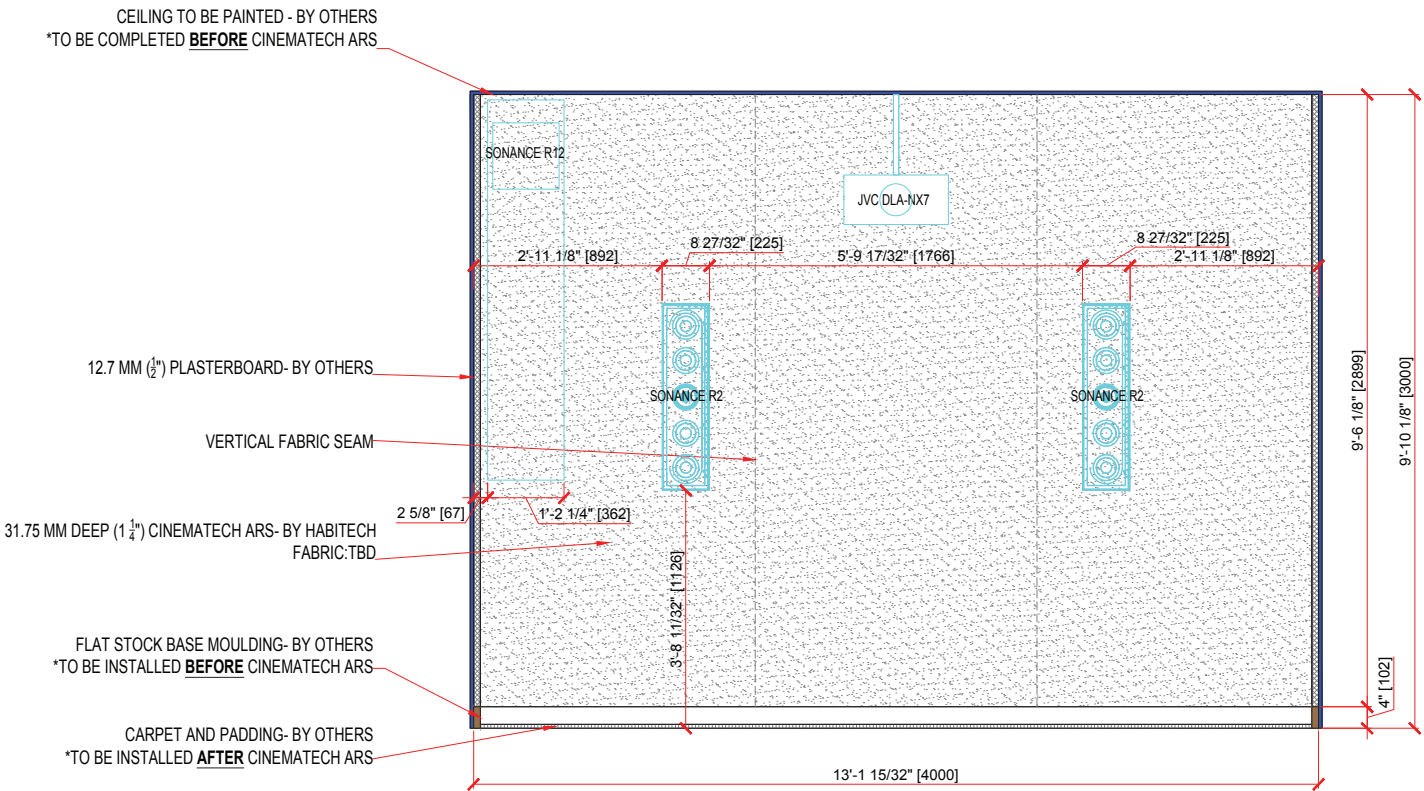
DRAWN BY: ZF
DATE: 01/09/20
SCALE: 1/2" = 1'0"

SHEET:
**PRELIMINARY
DRAWINGS
FLOOR AND
CEILING
PLAN**

Left Wall



Back Wall



* OVER 8FT

2. VERIFY ALL LOCATIONS, MOUNTING INSTRUCTIONS AND VENTILATION FOR AV EQUIPMENT INCLUDING BUT NOT LIMITED TO SCREEN, SPEAKERS, AND PROJECTOR WITH AV CONSULTANT

3. CINEMATECH SEATING REQUIRES 2AMPS PER SEAT

4. ALL FABRIC SEAMS ARE SUBJECT TO CHANGE DEPENDING ON

5. ALL DIMENSIONS TO BE FIELD VERIFIED BY BUILDER/GENERAL CONTRACTOR PRIOR TO CONSTRUCTION OR FABRICATION

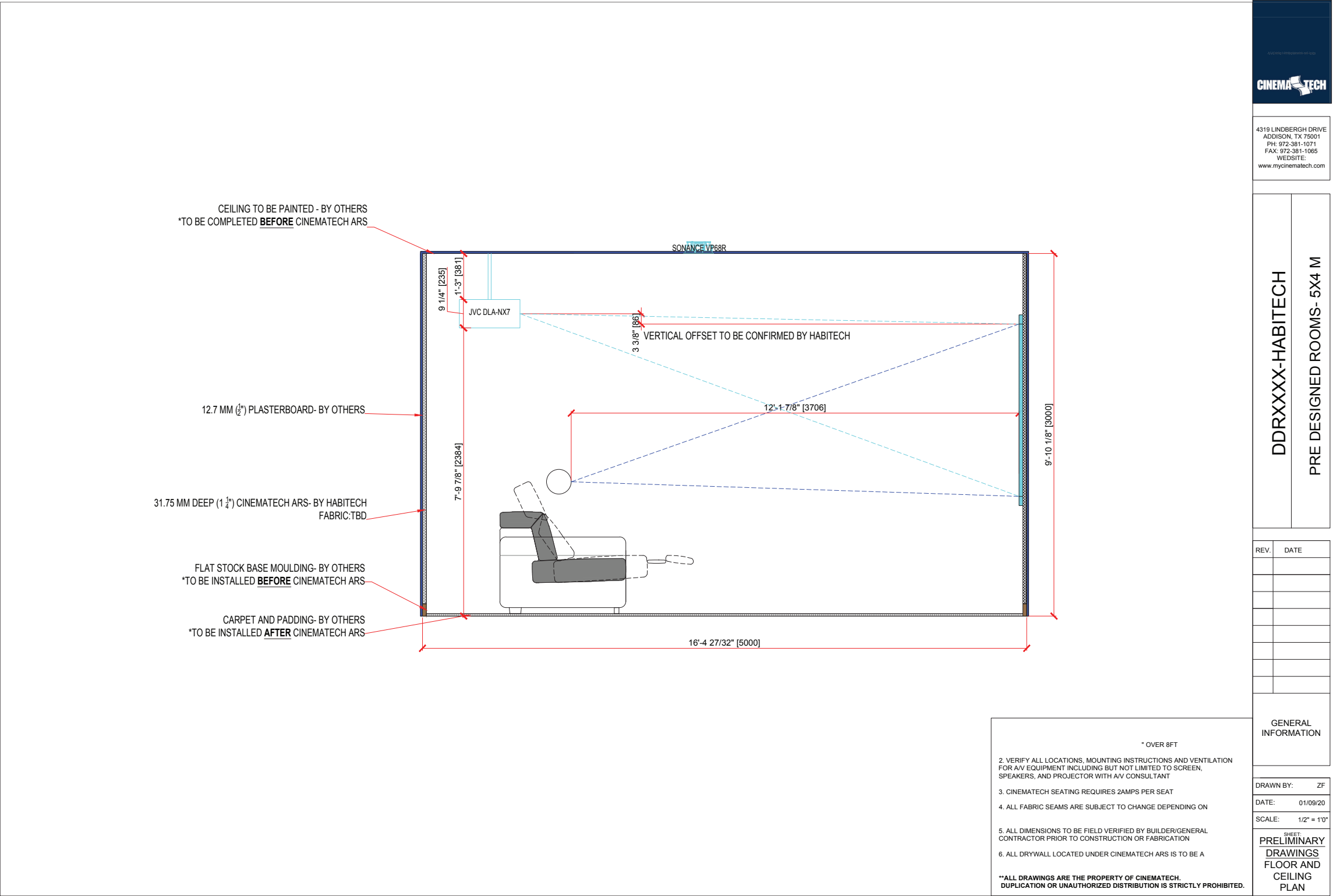
6. ALL DRYWALL LOCATED UNDER CINEMATECH ARS IS TO BE A

****ALL DRAWINGS ARE THE PROPERTY OF CINEMATECH. DUPLICATION OR UNAUTHORIZED DISTRIBUTION IS STRICTLY PROHIBITED.**

REV.	DATE

GENERAL INFORMATION	
DRAWN BY:	ZF
DATE:	01/09/20
SCALE:	1/2" = 1'0"
SHEET: PRELIMINARY DRAWINGS FLOOR AND CEILING PLAN	

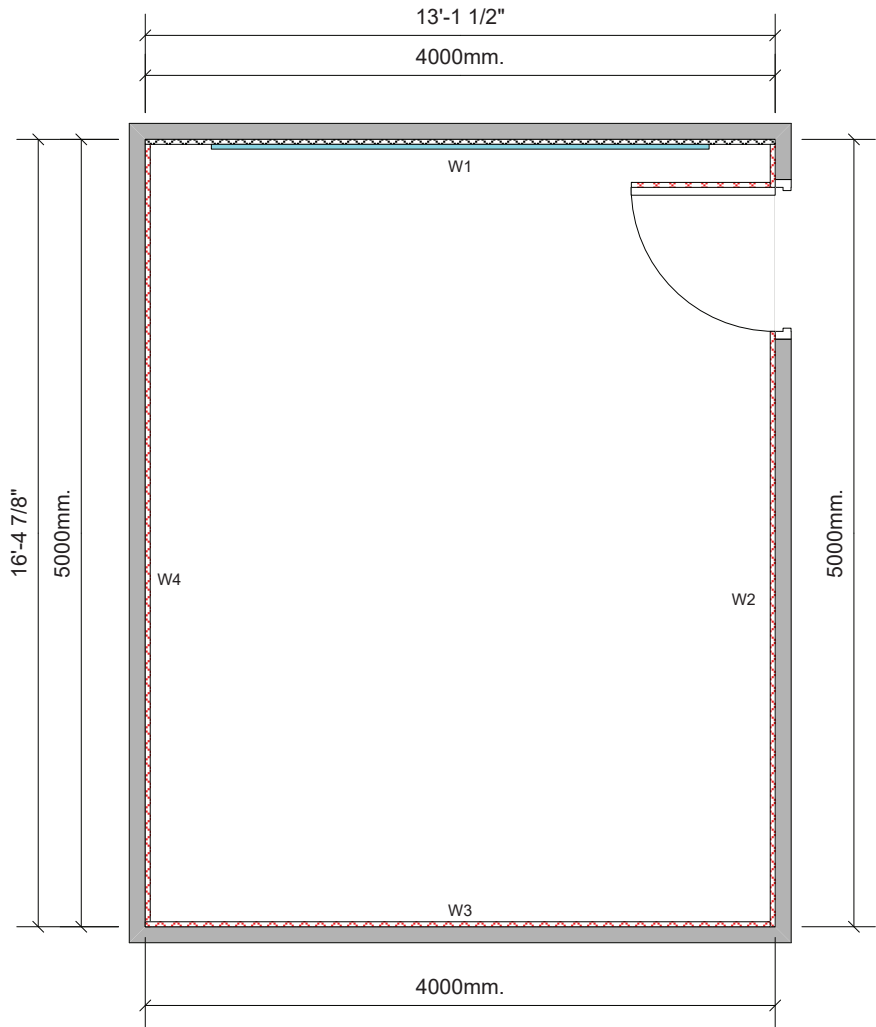
Sight Lines





Acoustic Modeling

Overview of Room



Fabric: W1 – TBD (Assume 1676mm Wide)
Elsewhere – TBD (Assumed 1676mm Wide)

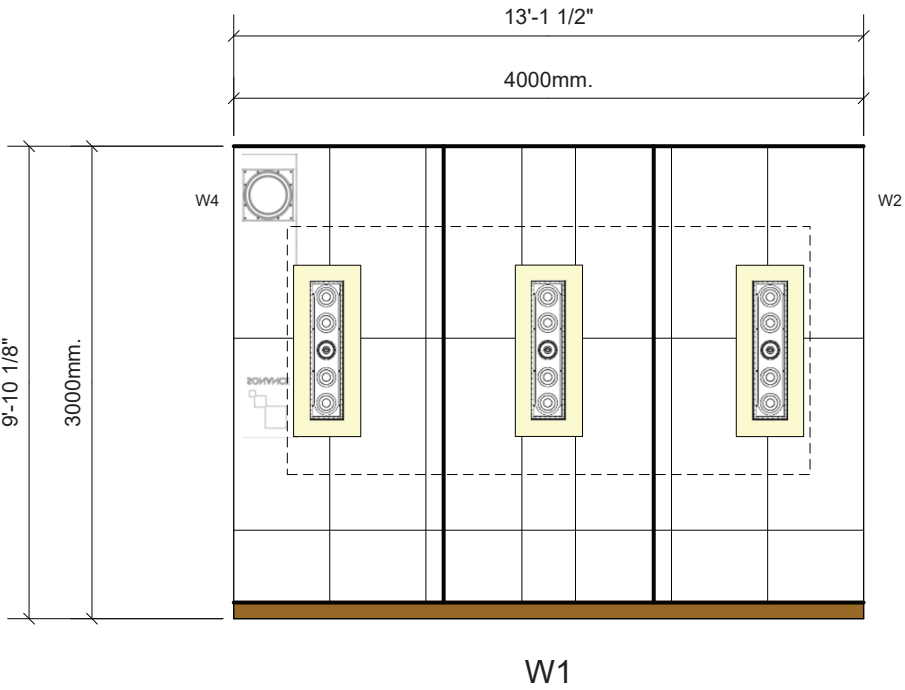



CinemaTech's Acoustic Room System 4319 Lindbergh Drive Addison, Texas 75001		(972) 381-1071 Phone (972) 381-1065 Fax frank@mycinematech.com		
		Project Name: Small Theater – Sonance Speakers		
		Distributor: Habitech Location: UK		
Acoustician:	REV	Project No. Habitech - Small	Drawing Name Floor Plan	By FR
Date:	SCALE	1/4" = 1'-0"	Date: 1/10/2020	SHEET 1 OF 6

The above drawing is the property of CinemaTech. Unauthorized distribution is strictly prohibited.

Acoustic Modeling

Wall 1

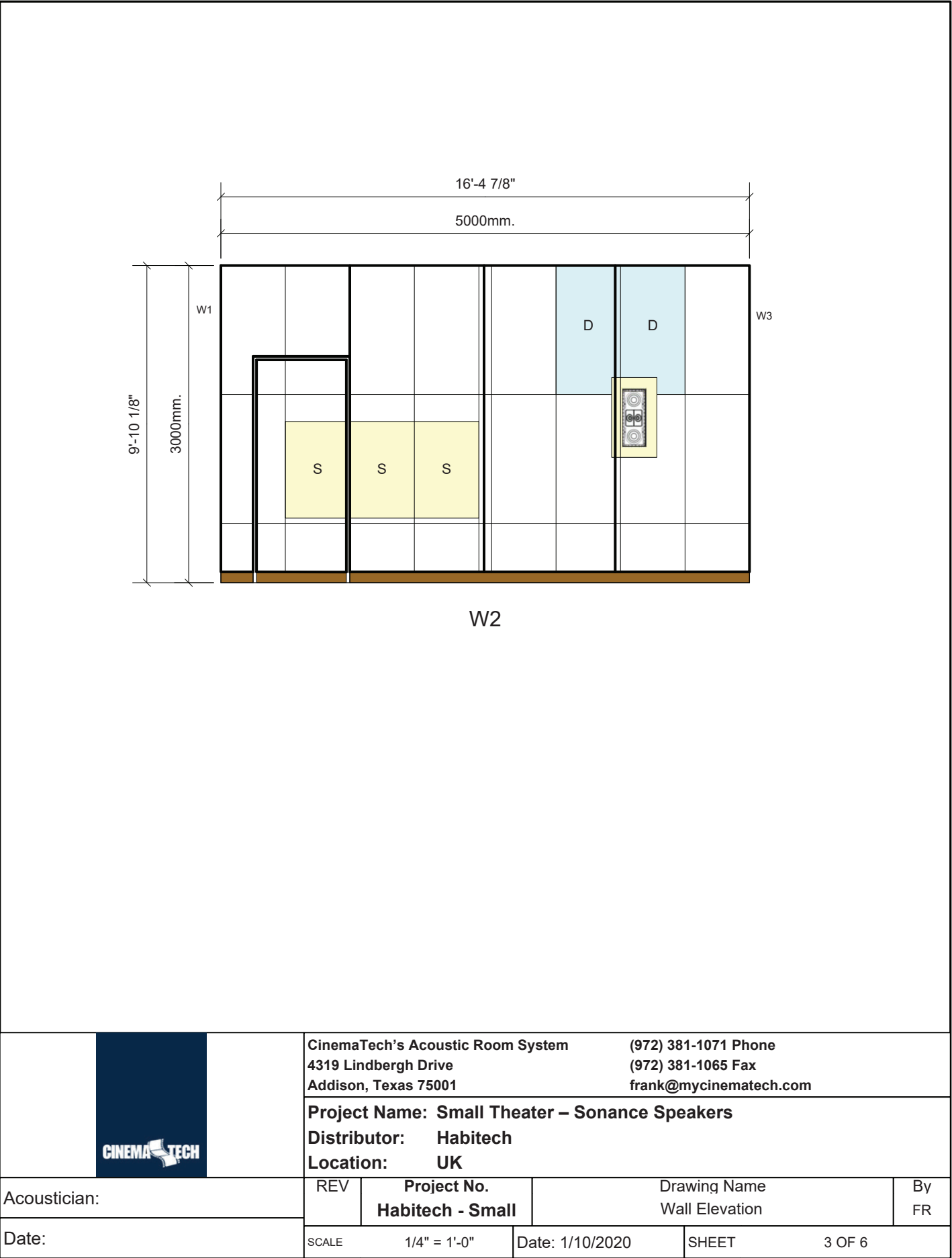


	CinemaTech's Acoustic Room System (972) 381-1071 Phone 4319 Lindbergh Drive (972) 381-1065 Fax Addison, Texas 75001 frank@mycinematech.com			
	Project Name: Small Theater – Sonance Speakers Distributor: Habitech Location: UK			
Acoustician:	REV	Project No. Habitech - Small	Drawing Name Wall Elevation	By FR
Date:	SCALE	1/4" = 1'-0"	Date: 1/10/2020	SHEET 2 OF 6



Acoustic Modeling

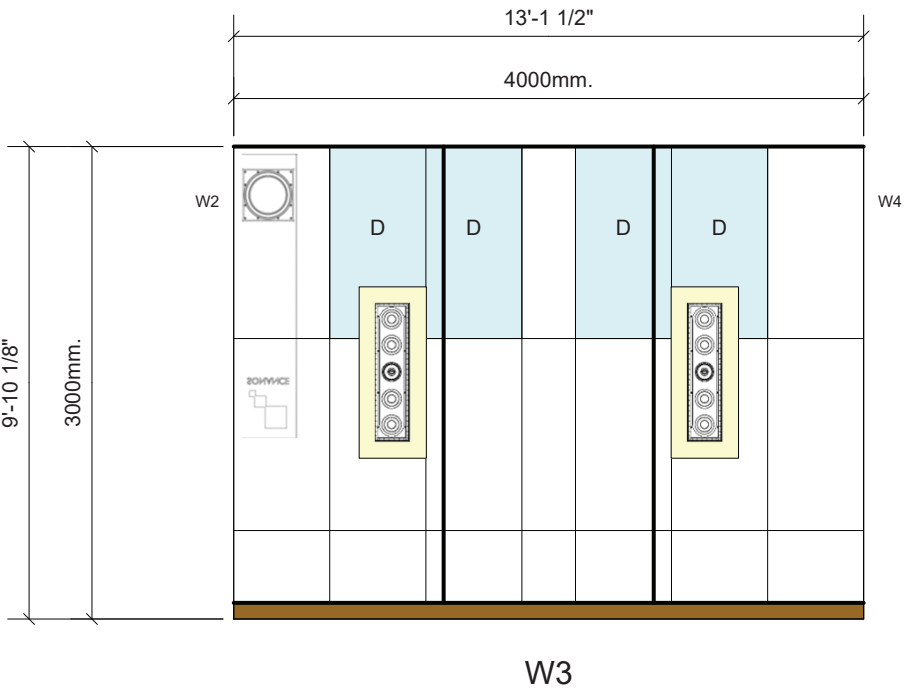
Wall 2




The above drawing is the property of CinemaTech. Unauthorized distribution is strictly prohibited.

Acoustic Modeling

Wall 3

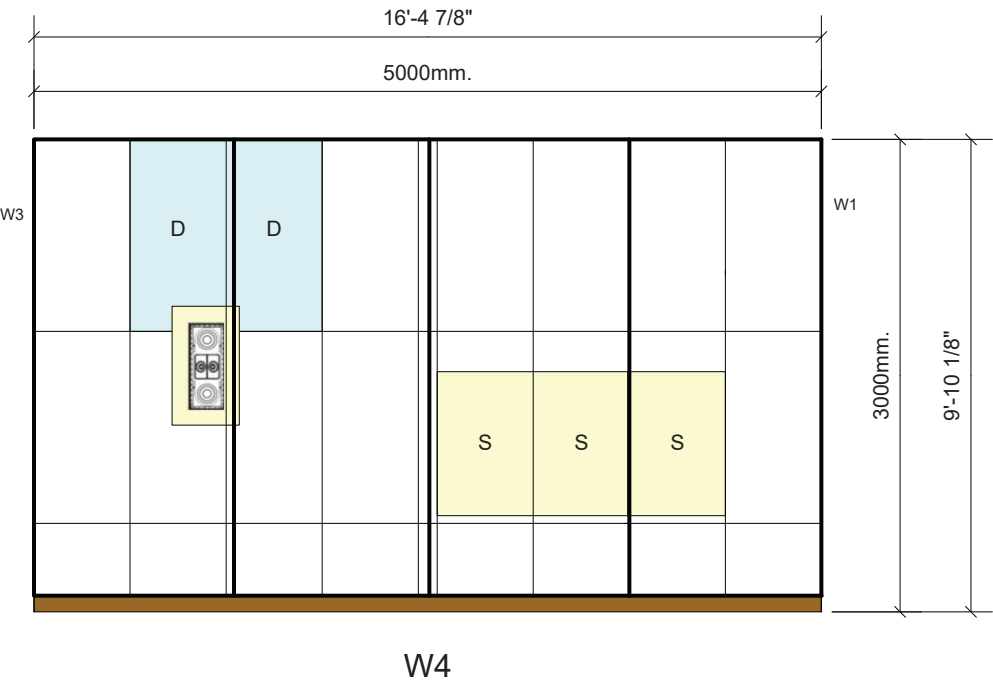



	CinemaTech's Acoustic Room System (972) 381-1071 Phone 4319 Lindbergh Drive (972) 381-1065 Fax Addison, Texas 75001 frank@mycinematech.com			
	Project Name: Small Theater – Sonance Speakers Distributor: Habitech Location: UK			
Acoustician:	REV	Project No. Habitech - Small	Drawing Name Wall Elevation	By FR
Date:	SCALE	1/4" = 1'-0"	Date: 1/10/2020	SHEET 4 OF 6



Acoustic Modeling

Wall 4

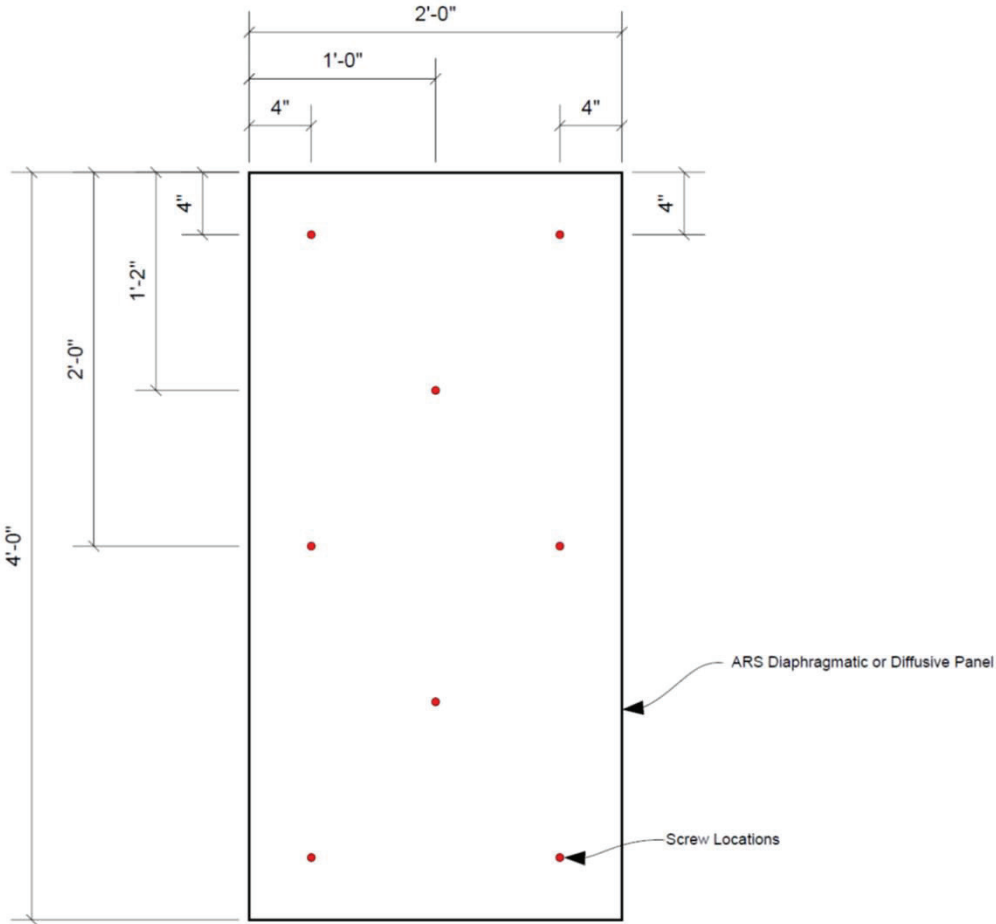


	CinemaTech's Acoustic Room System (972) 381-1071 Phone 4319 Lindbergh Drive (972) 381-1065 Fax Addison, Texas 75001 frank@mycinematech.com			
	Project Name: Small Theater – Sonance Speakers Distributor: Habitech Location: UK			
Acoustician:	REV	Project No. Habitech - Small	Drawing Name Wall Elevation	By FR
Date:	SCALE	1/4" = 1'-0"	Date: 1/10/2020	SHEET 5 OF 6

The above drawing is the property of CinemaTech. Unauthorized distribution is strictly prohibited.

Acoustic Modeling

Attachment Guide




Scale: 1" = 1'0"

Soft Side Out – Use 1 1/4" #8 or # 6 sheetrock screws. Drive screws through fiberglass until they "kiss" the gypsum layer on the back side of the panel. Trim off any fiberglass blossom at screw entry.

Hard Side Out – Use 2" #8 or # 6 sheetrock screws. Countersink screw heads. Do not use screw heads to countersink. Panel should float on wall and not be compressed to less than the 1 1/4" thickness dimension.

General Note on Panel Installation – After installation, spray paint black all screw holes and panel edges to seal sheetrock dust and hide non-black surfaces from showing through fabric.

Diffusive Panels – Install "dull" side out. Use 2" #8 or # 6 sheetrock screws as well as construction adhesive. Cut off flange if necessary.

	CinemaTech's Acoustic Room System		(972) 381-1071 Phone			
	4319 Lindbergh Drive		(972) 381-1065 Fax			
	Addison, Texas 75001		frank@mycinematech.com			
Project Name: Small Theater – Sonance Speakers						
Distributor: Habitech						
Location: UK						
Acoustician:	REV	Project No. Habitech - Small		Drawing Name Panel Installation Detail		By FR
Date:	SCALE	1/4" = 1'-0"		Date: 1/10/2020	SHEET	6 OF 6

Medium Room

7m x 6m

Whats Included

Panels: 25 Boxes




Diffusers: 3 Boxes

Track: 56 Pieces

Black Front Wall Fabric: 17m

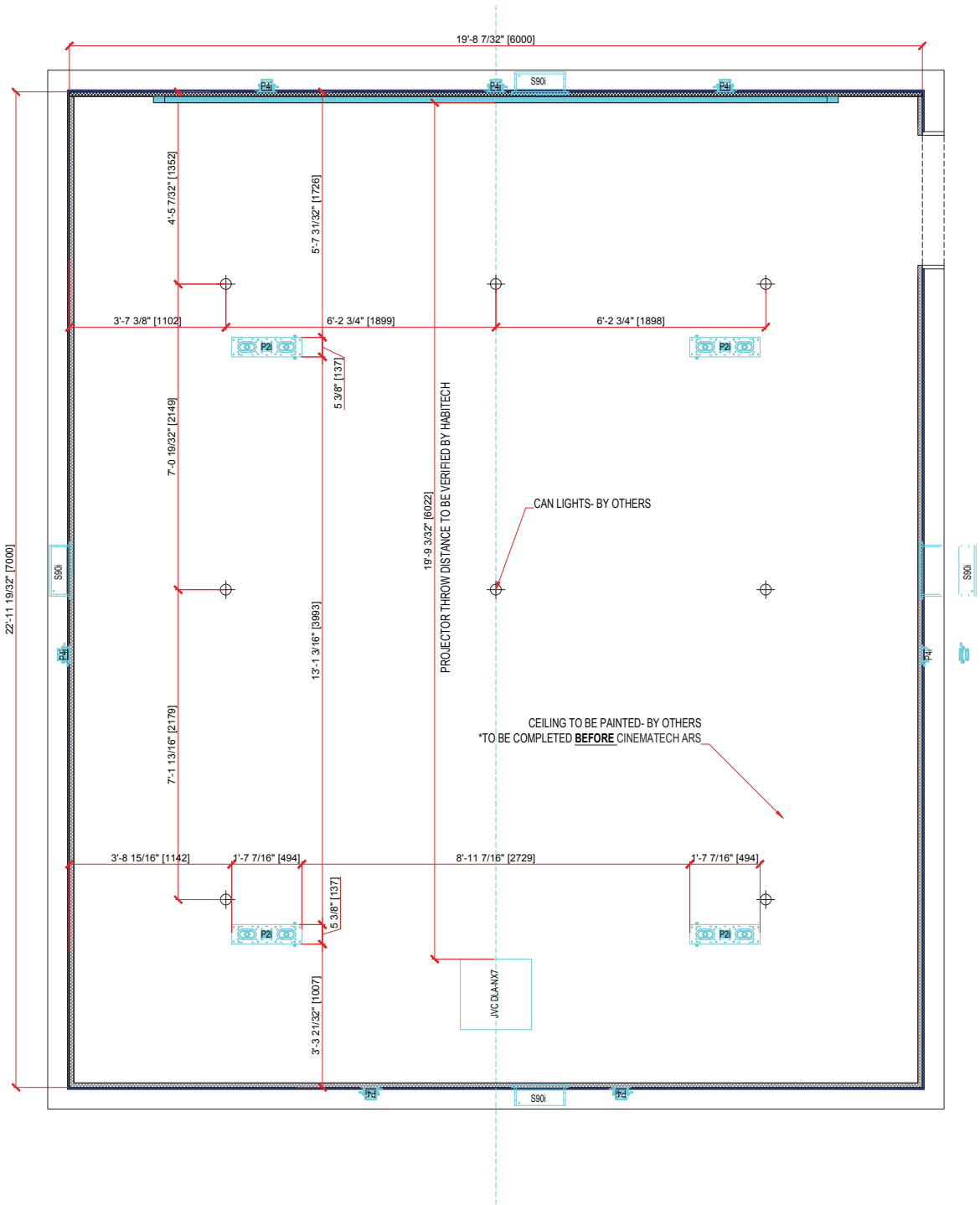
Side & Rear Walls Fabric: 53m

Color Options





Ceiling Plan



IMPORTANT NOTES:

1. ALL WALLS TO BE PLUMB & TRUE WITHIN $\frac{1}{8}"$ OVER 8FT
2. VERIFY ALL LOCATIONS, MOUNTING INSTRUCTIONS AND VENTILATION FOR AV EQUIPMENT INCLUDING BUT NOT LIMITED TO SCREEN, SPEAKERS, AND PROJECTOR WITH AV CONSULTANT
3. CINEMATECH SEATING REQUIRES 2AMPS PER SEAT
4. ALL FABRIC SEAMS ARE SUBJECT TO CHANGE DEPENDING ON MATERIAL LIMITATIONS AND SITE CONDITIONS
5. ALL DIMENSIONS TO BE FIELD VERIFIED BY BUILDER/GENERAL CONTRACTOR PRIOR TO CONSTRUCTION OR FABRICATION
6. ALL DRYWALL LOCATED UNDER CINEMATECH ARS IS TO BE A MINIMUM OF LEVEL 3 FINISH

****ALL DRAWINGS ARE THE PROPERTY OF CINEMATECH. DUPLICATION OR UNAUTHORIZED DISTRIBUTION IS STRICTLY PROHIBITED.**



4319 LINDBERGH DRIVE
ADDISON, TX 75001
PH: 972-381-1071
FAX: 972-381-1065
WEBSITE:
www.mycinamatech.com

DDRRXXX-HABITECH

PRE DESIGNED ROOMS- 7X6 M

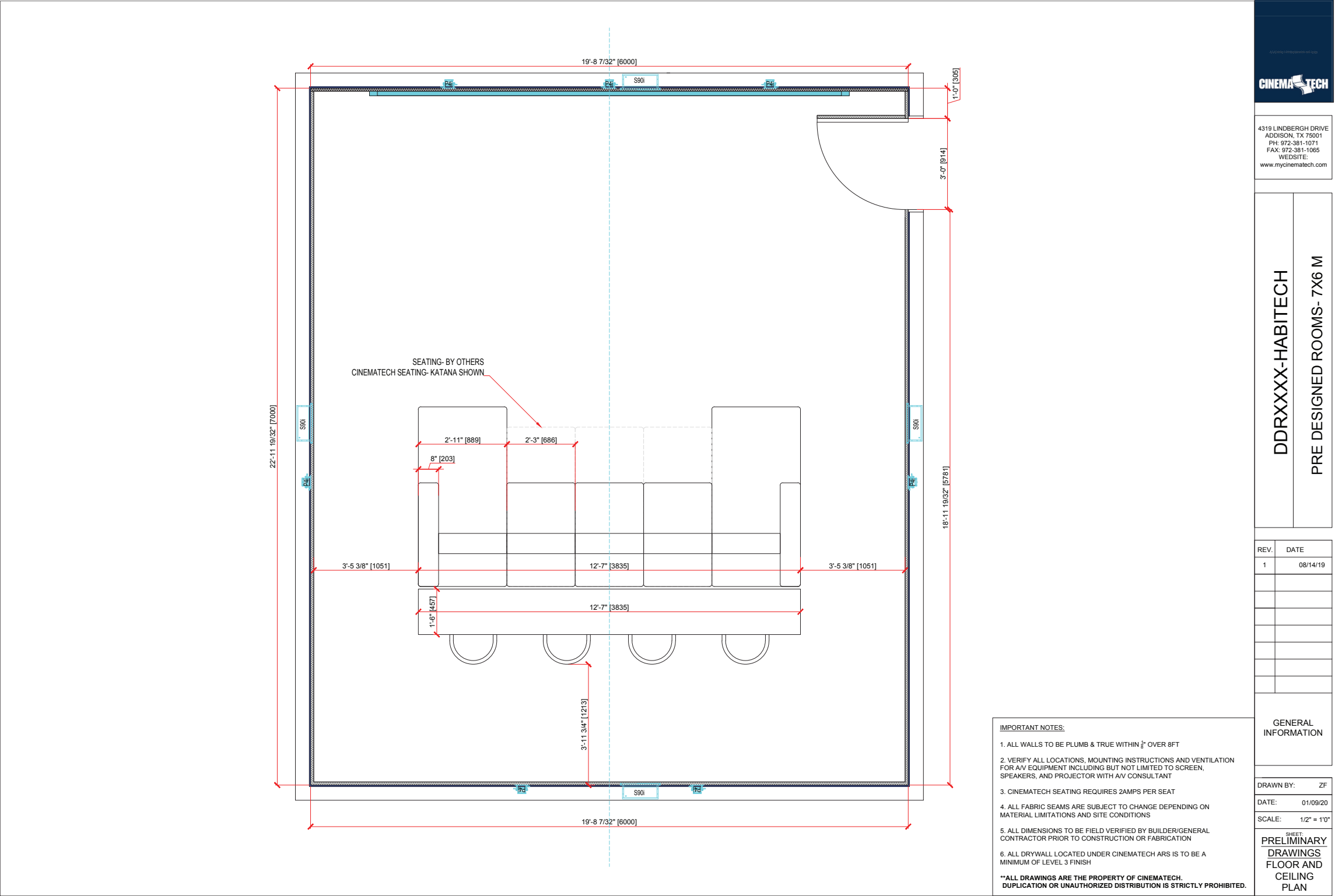
REV.	DATE
1	08/14/19

GENERAL
INFORMATION

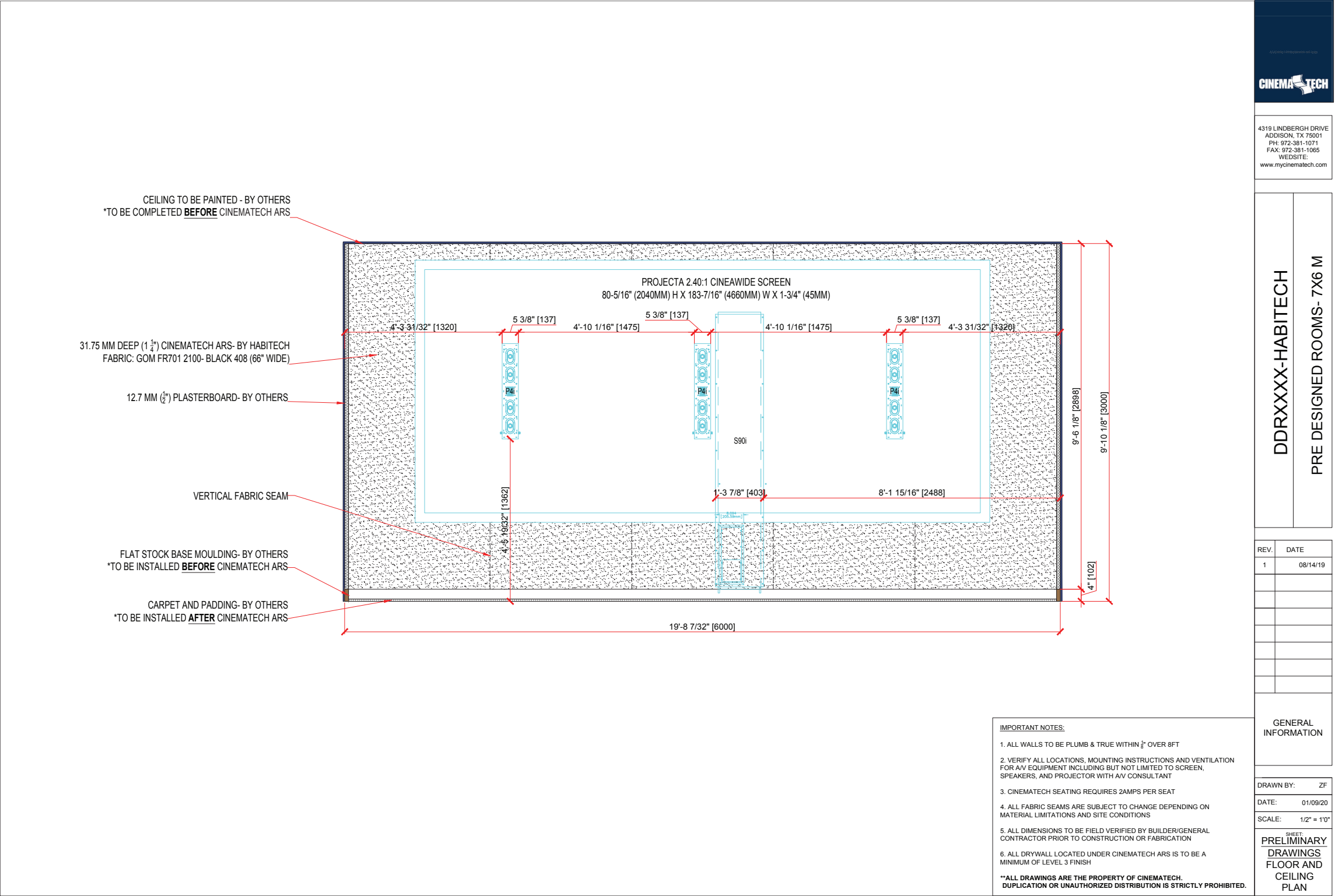
DRAWN BY: ZF
DATE: 01/09/20
SCALE: 1/2" = 1'0"

SHEET:
**PRELIMINARY
DRAWINGS
FLOOR AND
CEILING
PLAN**

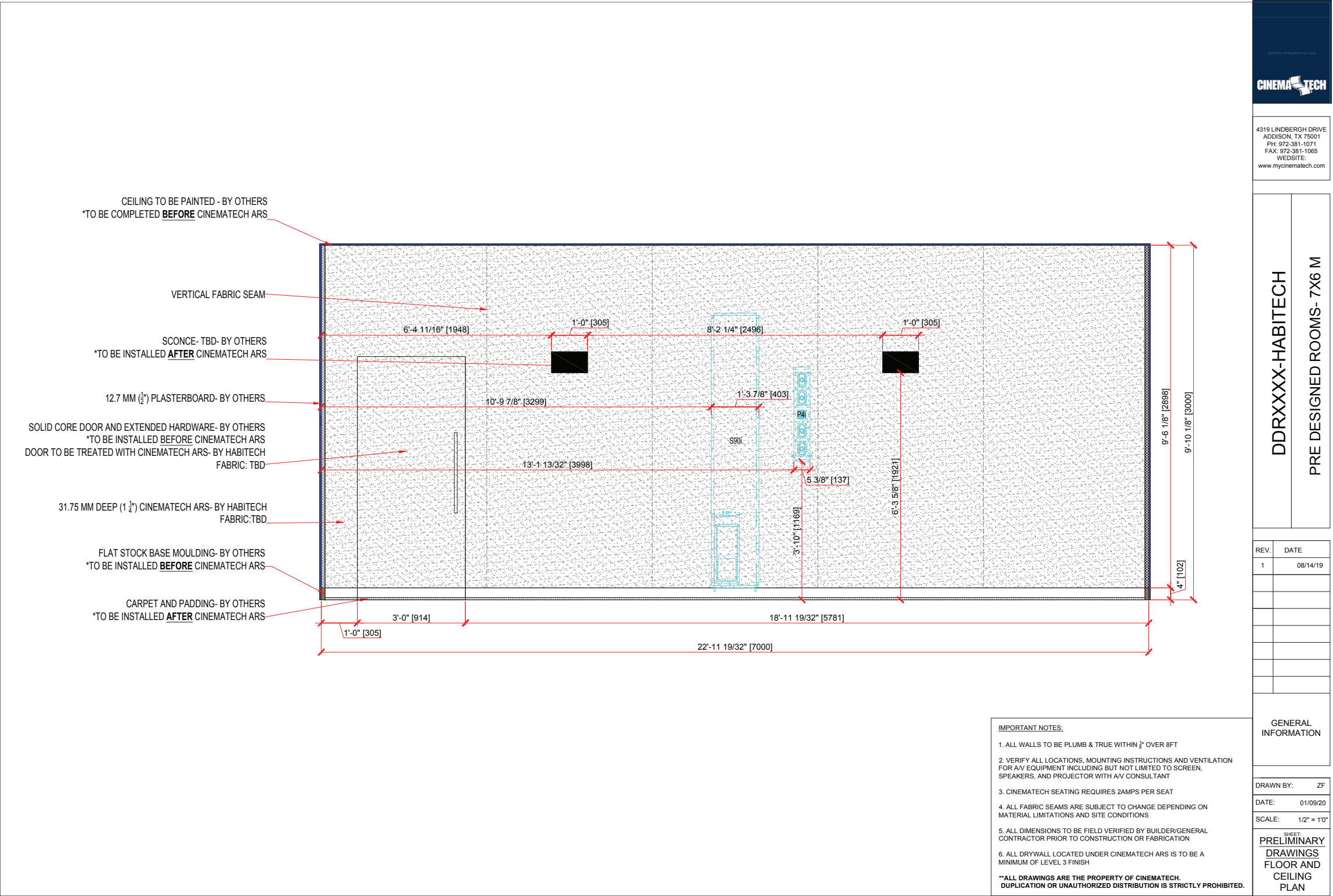
Floor Plan



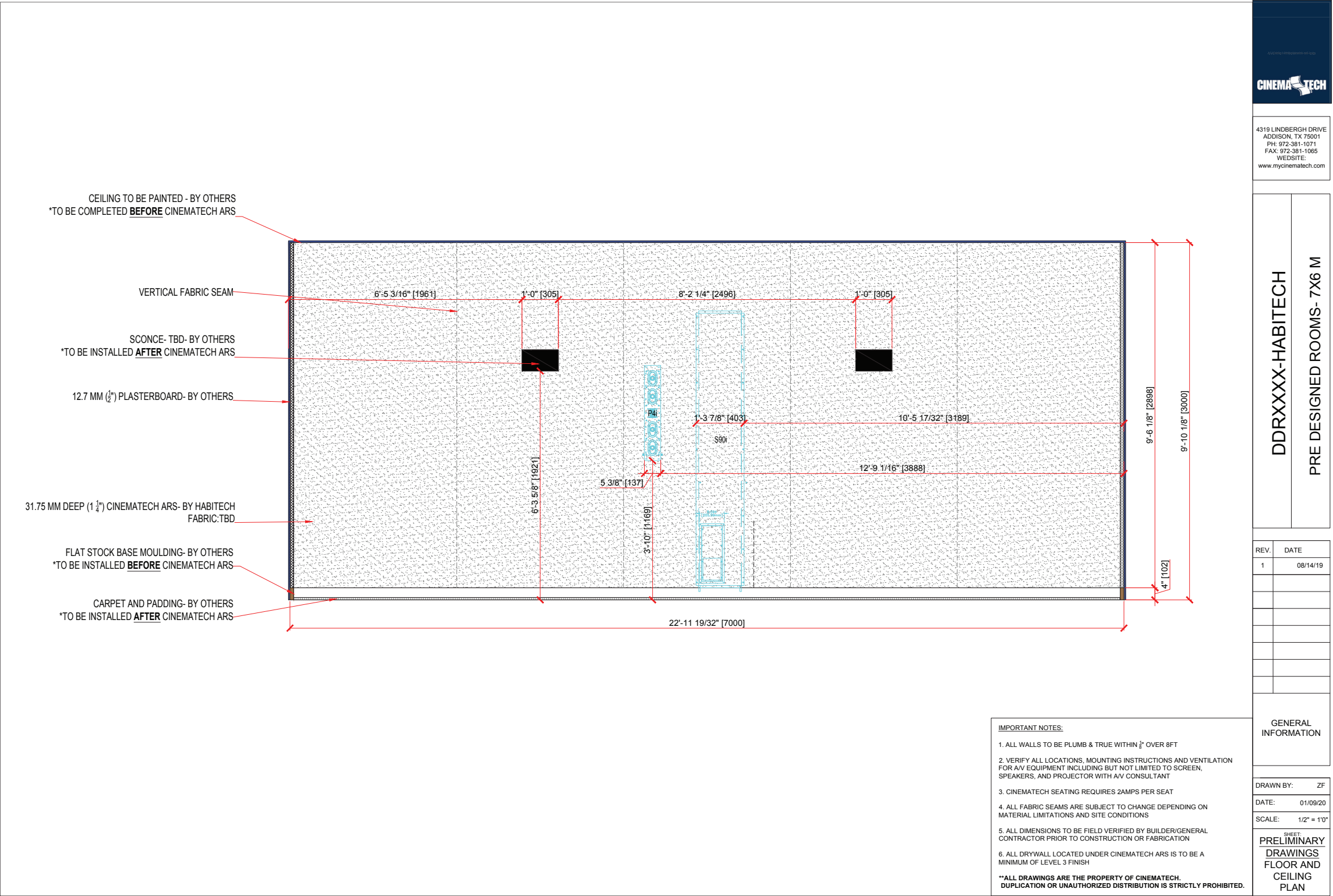
Front Wall



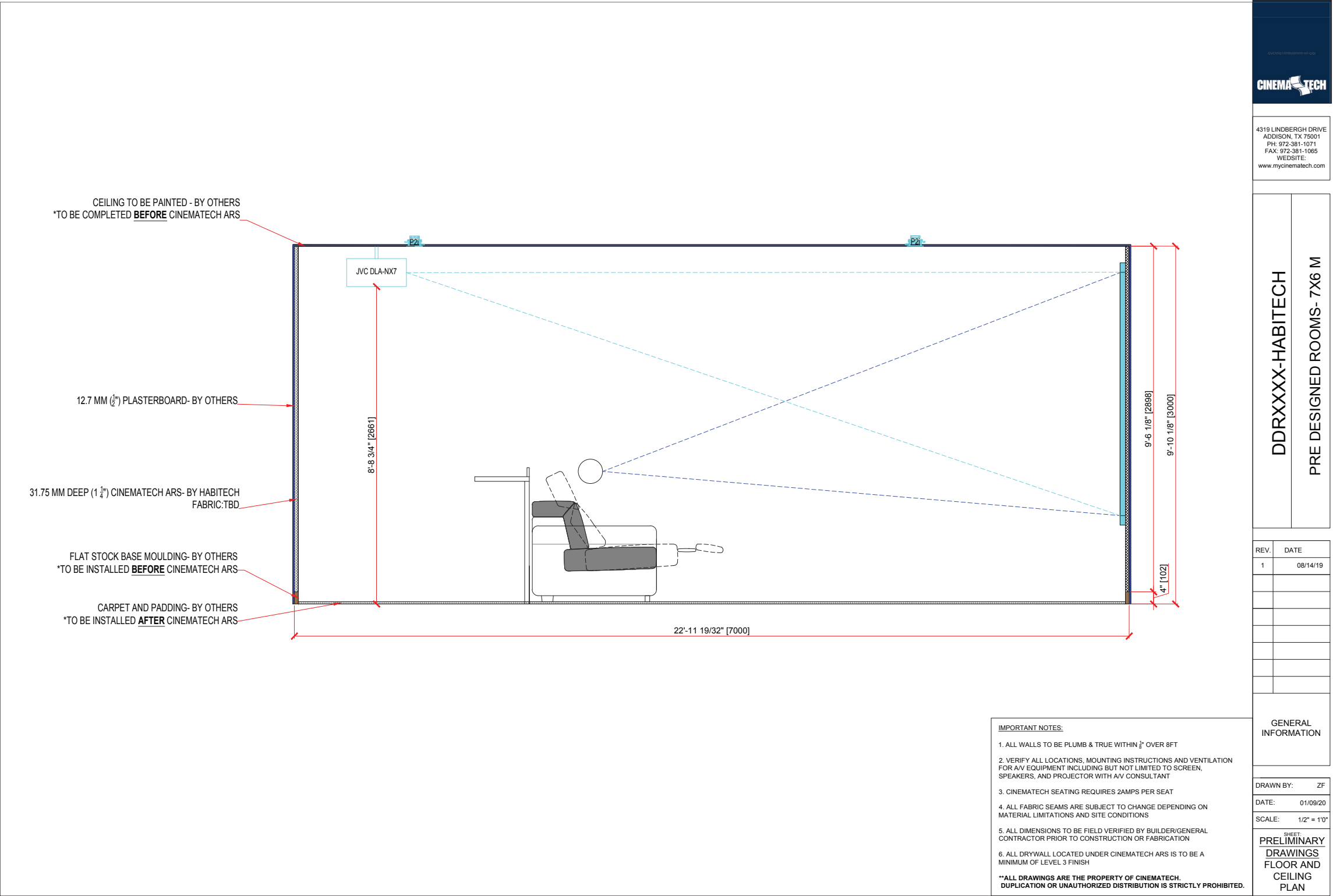
Right Wall



Left Wall




Sight Lines





Acoustic Modeling

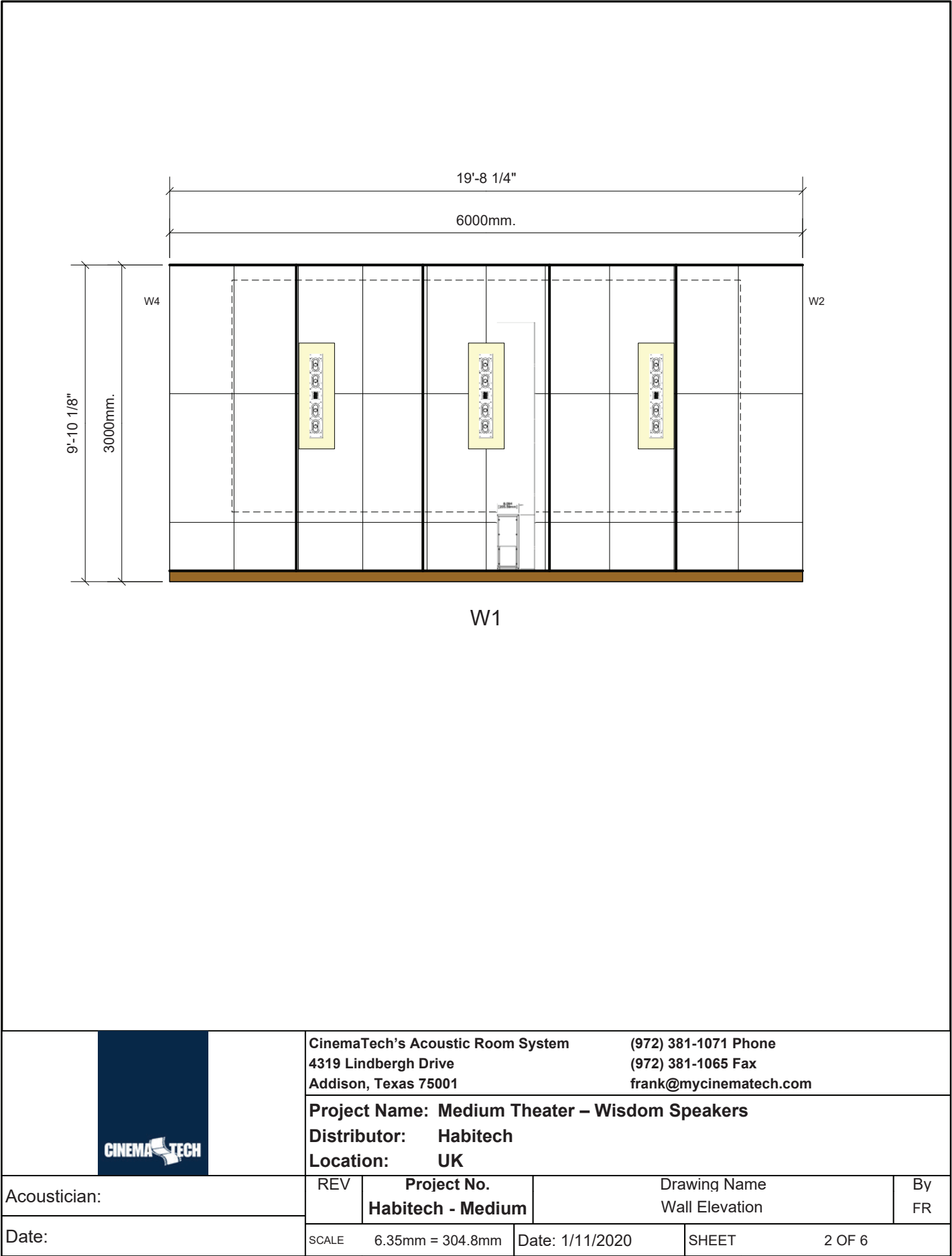
Overview of Room



The above drawing is the property of CinemaTech. Unauthorized distribution is strictly prohibited.

Acoustic Modeling

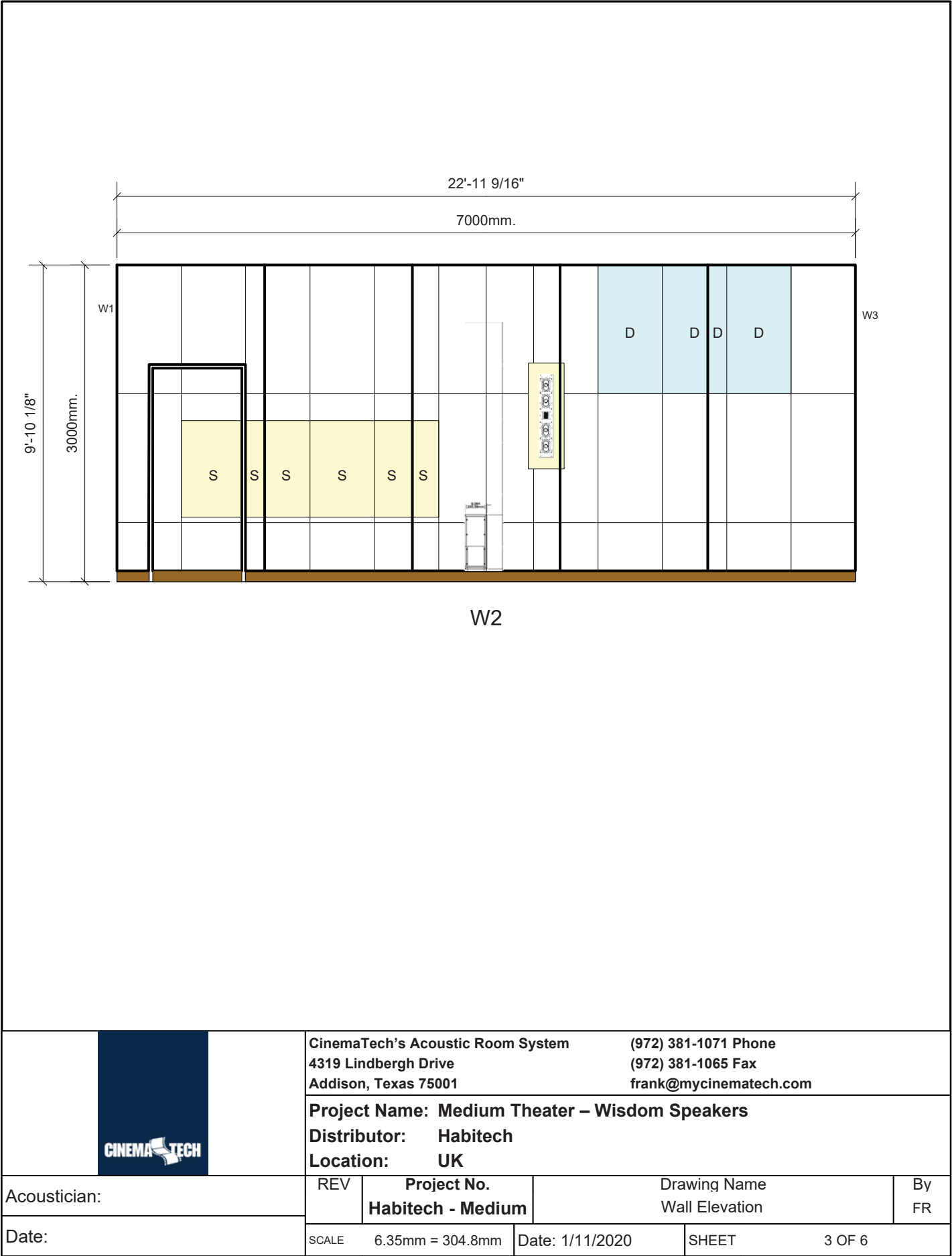
Wall 1





Acoustic Modeling

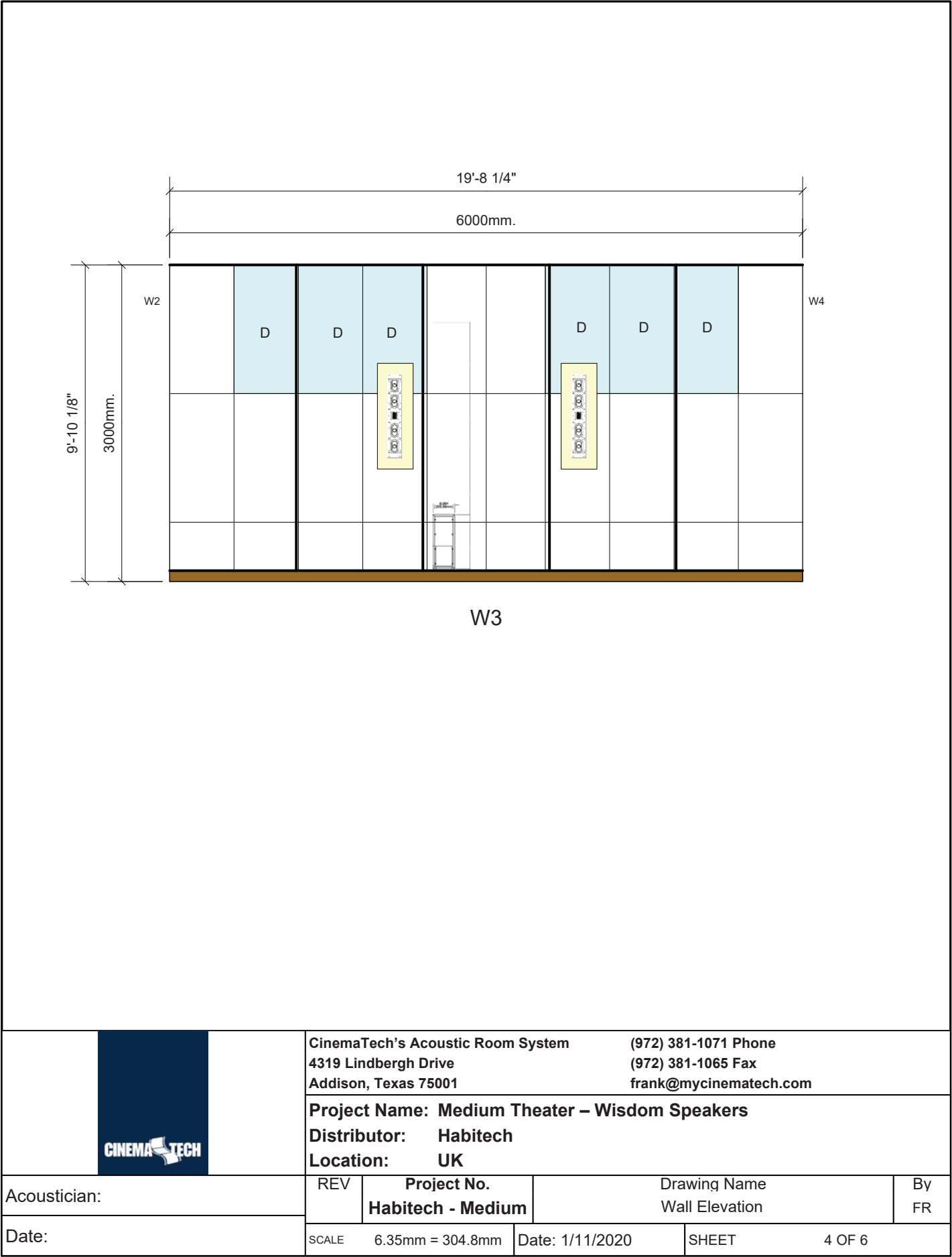
Wall 2



The above drawing is the property of CinemaTech. Unauthorized distribution is strictly prohibited.

Acoustic Modeling

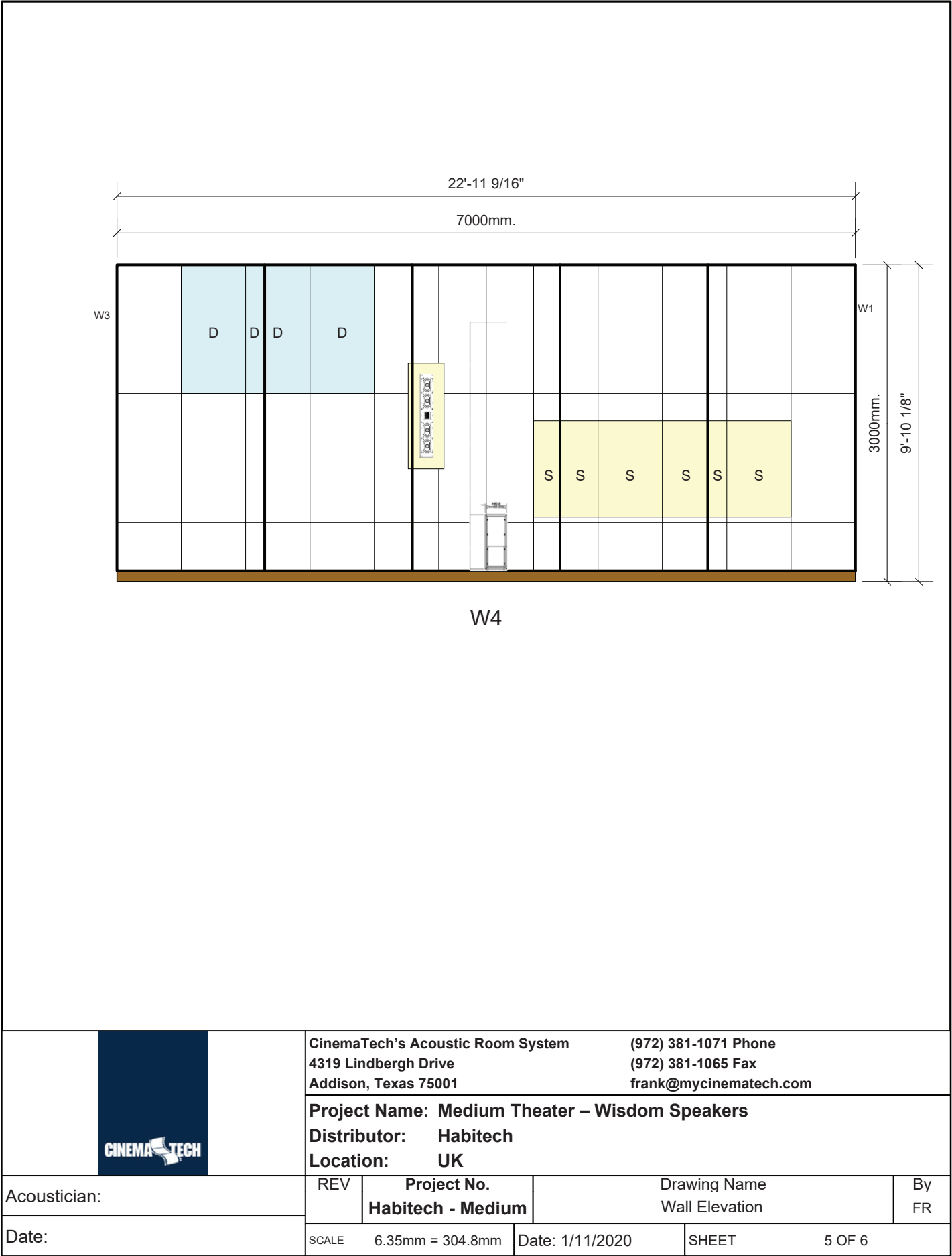
Wall 3



The above drawing is the property of CinemaTech. Unauthorized distribution is strictly prohibited.

Acoustic Modeling


Wall 4





Acoustic Modeling

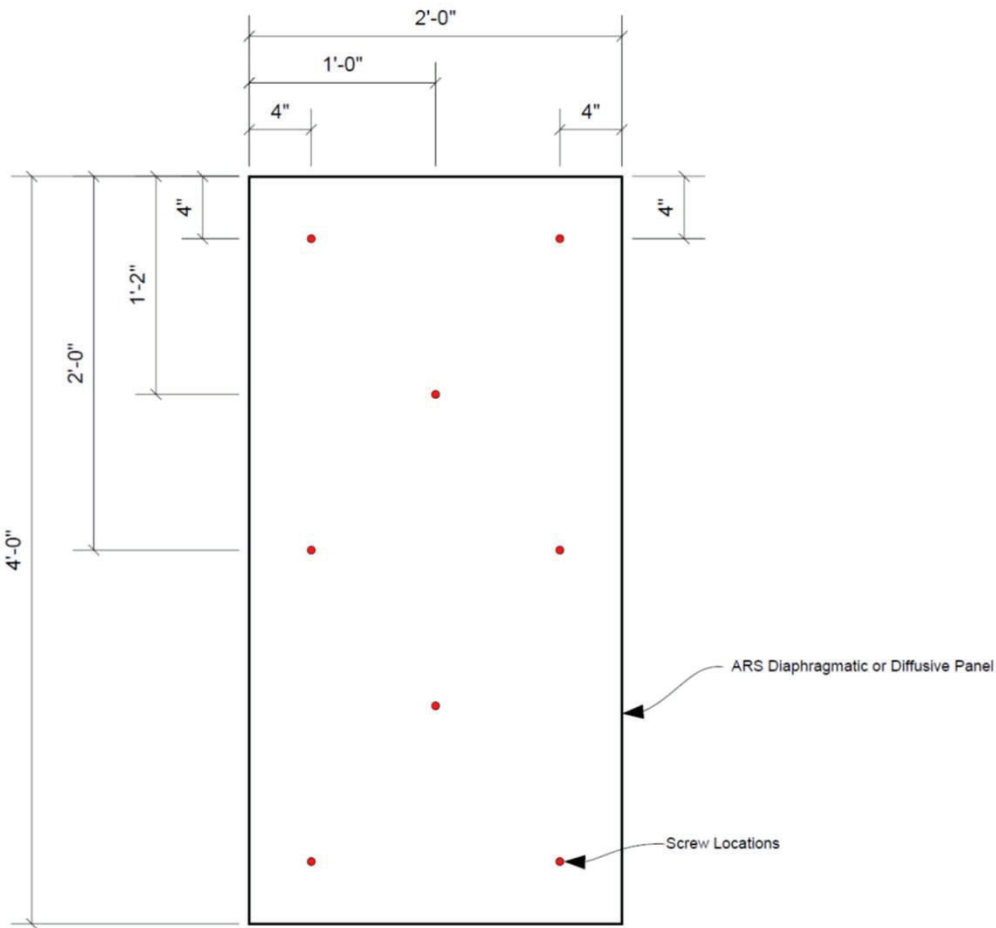
Overview of Room



The above drawing is the property of CinemaTech. Unauthorized distribution is strictly prohibited.

Acoustic Modeling

Attachment Guide




Scale: 1" = 1'0"

Soft Side Out – Use 1 1/4" #8 or # 6 sheetrock screws. Drive screws through fiberglass until they “kiss” the gypsum layer on the back side of the panel. Trim off any fiberglass blossom at screw entry.

Hard Side Out – Use 2" #8 or # 6 sheetrock screws. Countersink screw heads. Do not use screw heads to countersink. Panel should float on wall and not be compressed to less than the 1 1/4" thickness dimension.

General Note on Panel Installation – After installation, spray paint black all screw holes and panel edges to seal sheetrock dust and hide non-black surfaces from showing through fabric.

Diffusive Panels – Install “dull” side out. Use 2" #8 or # 6 sheetrock screws as well as construction adhesive. Cut off flange if necessary.

	CinemaTech's Acoustic Room System		(972) 381-1071 Phone	
	4319 Lindbergh Drive		(972) 381-1065 Fax	
		Addison, Texas 75001		frank@mycinematech.com
Project Name: Medium Theater – Wisdom Speakers				
Distributor: Habitech				
Location: UK				
Acoustician:	REV	Project No. Habitech - Medium	Drawing Name Panel Installation Detail	By FR
Date:	SCALE	6.35mm = 304.8mm	Date: 1/11/2020	SHEET 6 OF 6




Large Room

7m x 6m

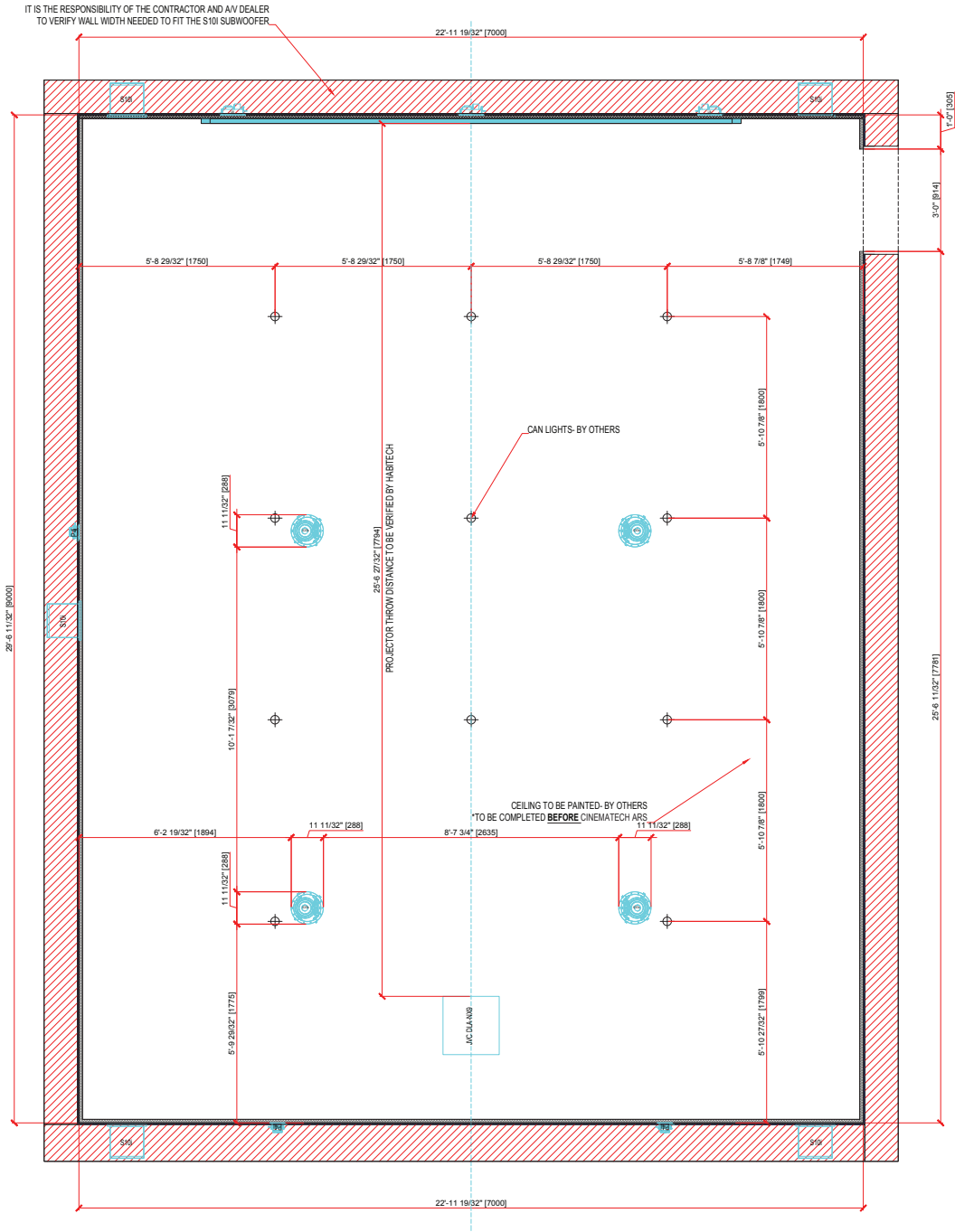
Whats Included

Panels: 27 Boxes
Diffusers: 4 Boxes
Track: 71 Pieces
Black Front Wall Fabric: 20m
Side & Rear Walls Fabric: 68m

Color Options



Ceiling Plan



IMPORTANT NOTES:

1. ALL WALLS TO BE PLUMB & TRUE WITHIN $\frac{1}{8}"$ OVER 8FT
2. VERIFY ALL LOCATIONS, MOUNTING INSTRUCTIONS AND VENTILATION FOR AV EQUIPMENT INCLUDING BUT NOT LIMITED TO SCREEN, SPEAKERS, AND PROJECTOR WITH AV CONSULTANT
3. CINEMATECH SEATING REQUIRES 2AMPS PER SEAT
4. ALL FABRIC SEAMS ARE SUBJECT TO CHANGE DEPENDING ON MATERIAL LIMITATIONS AND SITE CONDITIONS
5. ALL DIMENSIONS TO BE FIELD VERIFIED BY BUILDER/GENERAL CONTRACTOR PRIOR TO CONSTRUCTION OR FABRICATION
6. ALL DRYWALL LOCATED UNDER CINEMATECH ARS IS TO BE A MINIMUM OF LEVEL 3 FINISH

****ALL DRAWINGS ARE THE PROPERTY OF CINEMATECH. DUPLICATION OR UNAUTHORIZED DISTRIBUTION IS STRICTLY PROHIBITED.**

REV.	DATE
1	08/14/19

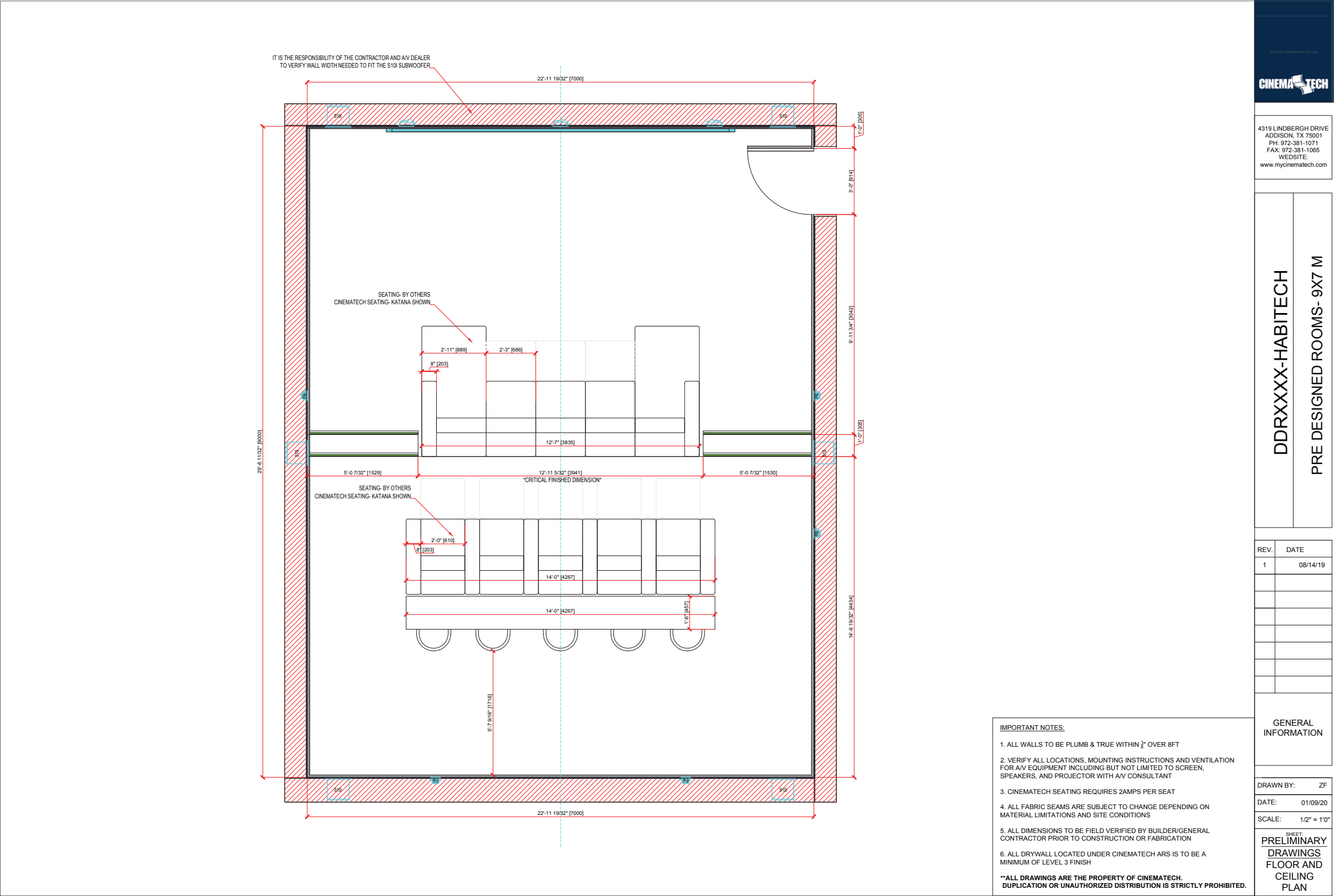
GENERAL
INFORMATION

DRAWN BY: ZF
DATE: 01/09/20
SCALE: 1/2" = 1'0"

SHEET:
PRELIMINARY
DRAWINGS
FLOOR AND
CEILING
PLAN



Floor Plan



4319 LINDBERGH DRIVE
ADDISON, TX 75001
PH: 972-381-1071
FAX: 972-381-1065
WEBSITE:
www.mycinematech.com

DDRXXX-HABITECH
PRE DESIGNED ROOMS- 9X7 M

REV.	DATE
1	08/14/19
GENERAL INFORMATION	

GENERAL INFORMATION

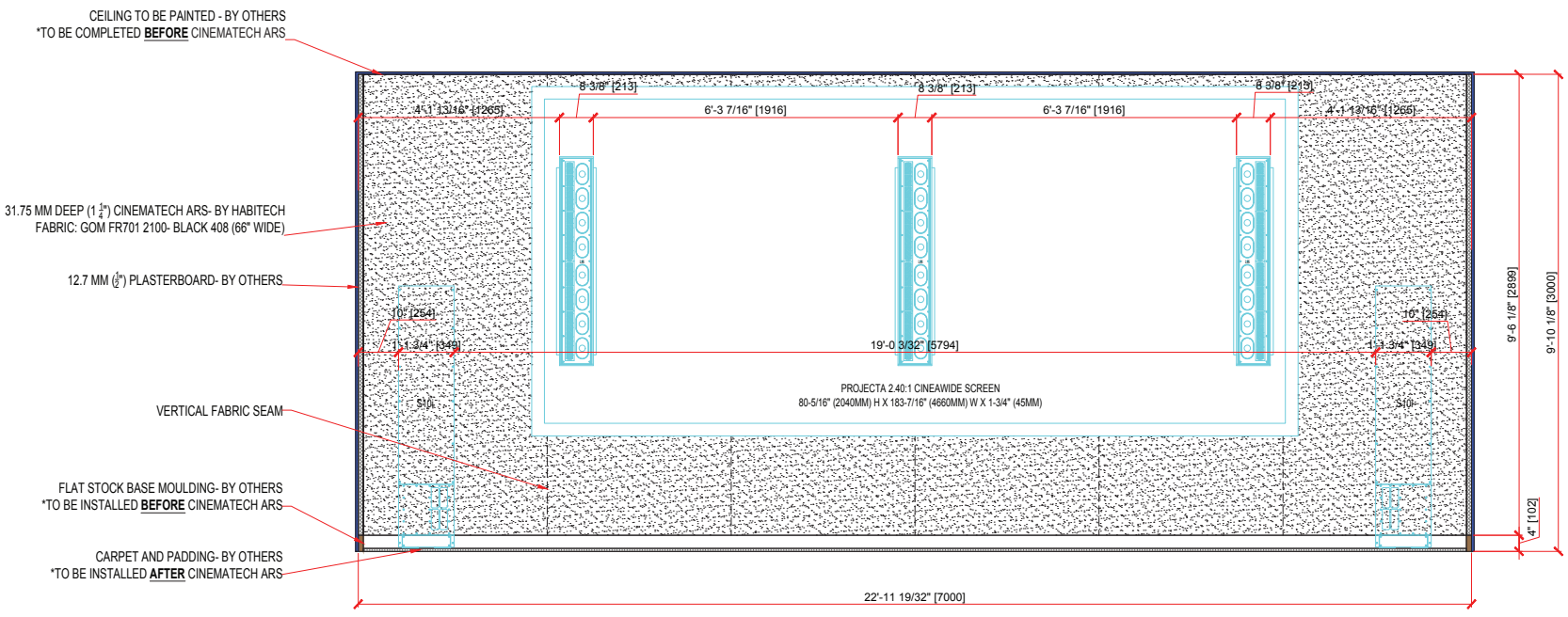
DRAWN BY: ZF

DATE: 01/09/20

SCALE: 1/2" = 1'0"

SHEET:
PRELIMINARY
DRAWINGS
FLOOR AND
CEILING
PLAN

Front Wall



IMPORTANT NOTES:

1. ALL WALLS TO BE PLUMB & TRUE WITHIN $\frac{1}{8}$ " OVER 8FT

2. VERIFY ALL LOCATIONS, MOUNTING INSTRUCTIONS AND VENTILATION FOR AV EQUIPMENT INCLUDING BUT NOT LIMITED TO SCREEN, SPEAKERS, AND PROJECTOR WITH AV CONSULTANT

3. CINEMATECH SEATING REQUIRES 2AMPS PER SEAT

4. ALL FABRIC SEAMS ARE SUBJECT TO CHANGE DEPENDING ON MATERIAL LIMITATIONS AND SITE CONDITIONS

5. ALL DIMENSIONS TO BE FIELD VERIFIED BY BUILDER/GENERAL CONTRACTOR PRIOR TO CONSTRUCTION OR FABRICATION

6. ALL DRYWALL LOCATED UNDER CINEMATECH ARS IS TO BE A MINIMUM OF LEVEL 3 FINISH

****ALL DRAWINGS ARE THE PROPERTY OF CINEMATECH. DUPLICATION OR UNAUTHORIZED DISTRIBUTION IS STRICTLY PROHIBITED.**

REV.	DATE
1	08/14/19



UDRXXXX-HABITECH

PRE DESIGNED ROOMS- 9X7 M

[illegible]

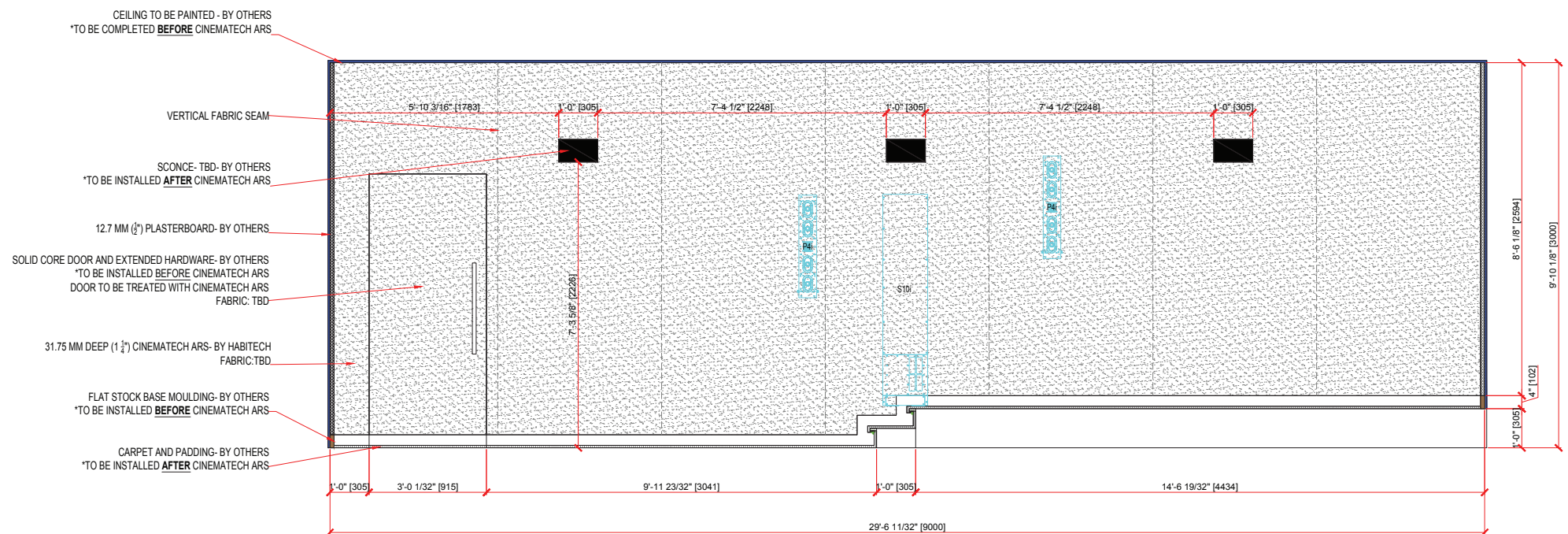
GENERAL INFORMATION

BY: ZF

01/09/20

$$1/2'' = 1'0''$$

SHEET:
ELIMINARY
DRAWINGS
FLOOR AND
CEILING
PLAN



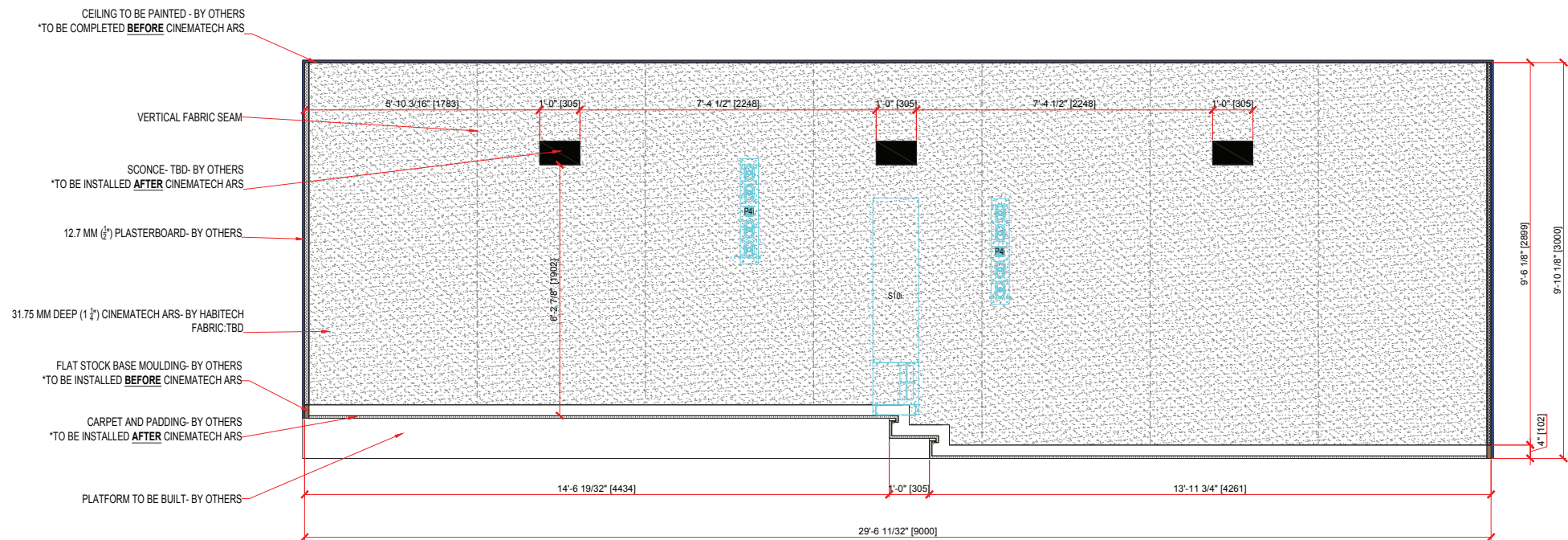
IMPORTANT NOTES:

1. ALL WALLS TO BE PLUMB & TRUE WITHIN $\frac{1}{8}$ " OVER 8FT
2. VERIFY ALL LOCATIONS, MOUNTING INSTRUCTIONS AND VENTILATION FOR ANY EQUIPMENT INCLUDING BUT NOT LIMITED TO SCREEN, SPEAKERS, AND PROJECTOR WITH ANY CONSULTANT
3. CINEMATECH SEATING REQUIRES 2AMPS PER SEAT
4. ALL FABRIC SEAMS ARE SUBJECT TO CHANGE DEPENDING ON MATERIAL LIMITATIONS AND SITE CONDITIONS
5. ALL DIMENSIONS TO BE FIELD VERIFIED BY BUILDER/GENERAL CONTRACTOR PRIOR TO CONSTRUCTION OR FABRICATION
6. ALL DRYWALL LOCATED UNDER CINEMATECH ARS IS TO BE A MINIMUM OF LEVEL 3 FINISH

****ALL DRAWINGS ARE THE PROPERTY OF CINEMATECH. DUPLICATION OR UNAUTHORIZED DISTRIBUTION IS STRICTLY PROHIBITED.**



Left Wall



IMPORTANT NOTES:

1. ALL WALLS TO BE PLUMB & TRUE WITHIN $\frac{1}{8}"$ OVER 8FT
2. VERIFY ALL LOCATIONS, MOUNTING INSTRUCTIONS AND VENTILATION FOR AV EQUIPMENT INCLUDING BUT NOT LIMITED TO SCREEN, SPEAKERS, AND PROJECTOR WITH AV CONSULTANT
3. CINEMATECH SEATING REQUIRES 2AMPS PER SEAT
4. ALL FABRIC SEAMS ARE SUBJECT TO CHANGE DEPENDING ON MATERIAL LIMITATIONS AND SITE CONDITIONS
5. ALL DIMENSIONS TO BE FIELD VERIFIED BY BUILDER/GENERAL CONTRACTOR PRIOR TO CONSTRUCTION OR FABRICATION
6. ALL DRYWALL LOCATED UNDER CINEMATECH ARS IS TO BE A MINIMUM OF LEVEL 3 FINISH

****ALL DRAWINGS ARE THE PROPERTY OF CINEMATECH. DUPLICATION OR UNAUTHORIZED DISTRIBUTION IS STRICTLY PROHIBITED.**



19 LINDBERGH DRIVE
ADDISON, TX 75001
PH: 972-381-1071
FAX: 972-381-1065
WEBSITE:
www.mycinematech.com

UDRXXX-HABITECH
PRE DESIGNED ROOMS-9X7 M

[illegible]

GENERAL INFORMATION

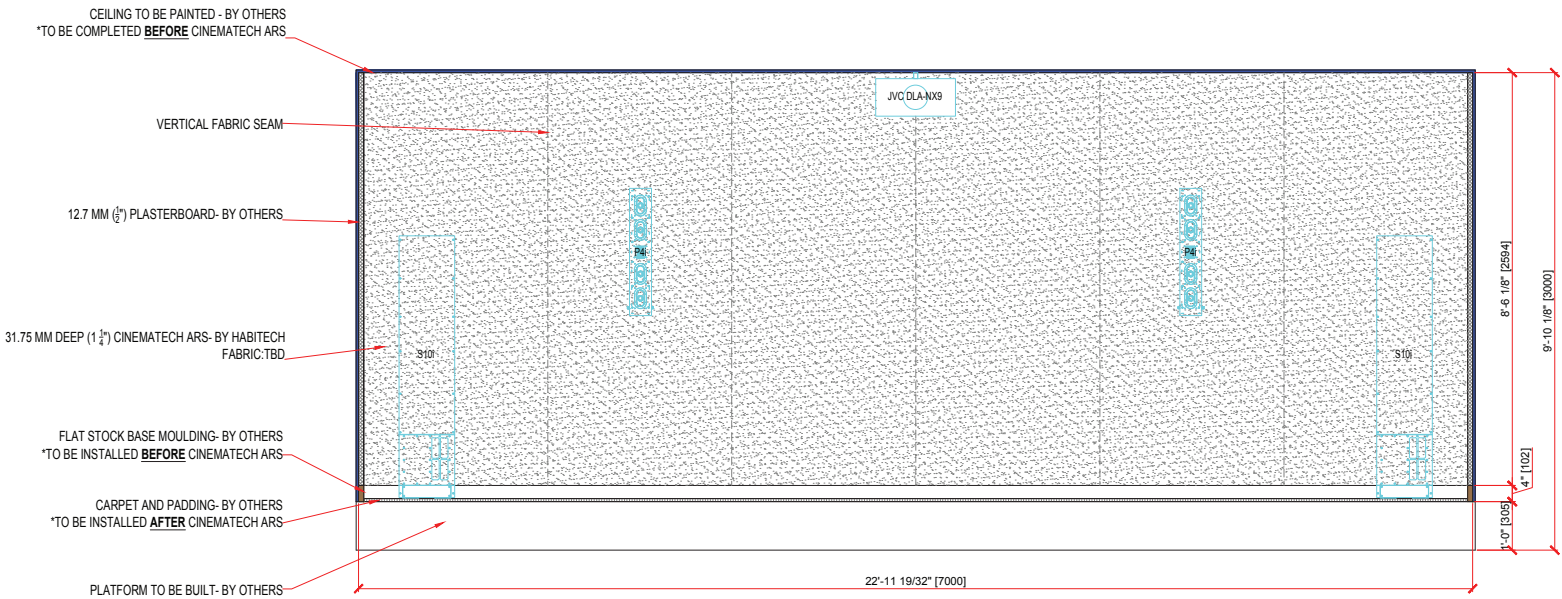
IN BY: ZF

01/09/20

$$\Xi: \quad 1/2'' = 1'0''$$

SHEET:
ELIMINARY
DRAWINGS
FLOOR AND
CEILING
PLAN

Back Wall



IMPORTANT NOTES:

1. ALL WALLS TO BE PLUMB & TRUE WITHIN $\frac{1}{8}$ " OVER 8FT

2. VERIFY ALL LOCATIONS, MOUNTING INSTRUCTIONS AND VENTILATION FOR AV EQUIPMENT INCLUDING BUT NOT LIMITED TO SCREEN, SPEAKERS, AND PROJECTOR WITH AV CONSULTANT

3. CINEMATECH SEATING REQUIRES 2AMPS PER SEAT

4. ALL FABRIC SEAMS ARE SUBJECT TO CHANGE DEPENDING ON MATERIAL LIMITATIONS AND SITE CONDITIONS

5. ALL DIMENSIONS TO BE FIELD VERIFIED BY BUILDER/GENERAL CONTRACTOR PRIOR TO CONSTRUCTION OR FABRICATION

6. ALL DRYWALL LOCATED UNDER CINEMATECH ARS IS TO BE A MINIMUM OF LEVEL 3 FINISH

****ALL DRAWINGS ARE THE PROPERTY OF CINEMATECH. DUPLICATION OR UNAUTHORIZED DISTRIBUTION IS STRICTLY PROHIBITED.**

REV.	DATE
1	08/14/19

GENERAL INFORMATION

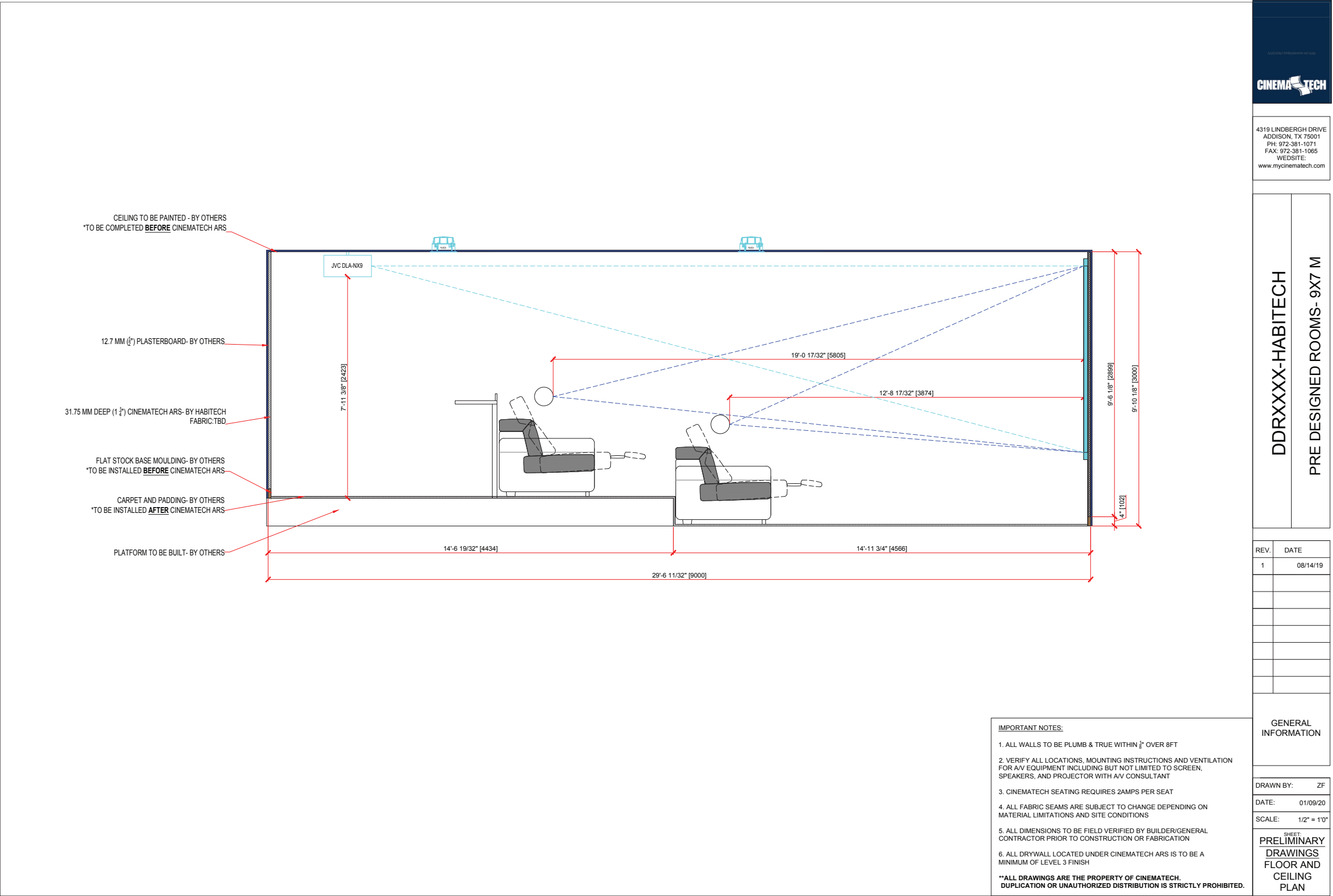
DRAWN BY: ZF


DATE: 01/09/20

SCALE: 1/2" = 1'0"

SHEET:
PRELIMINARY
DRAWINGS
FLOOR AND
CEILING
PLAN

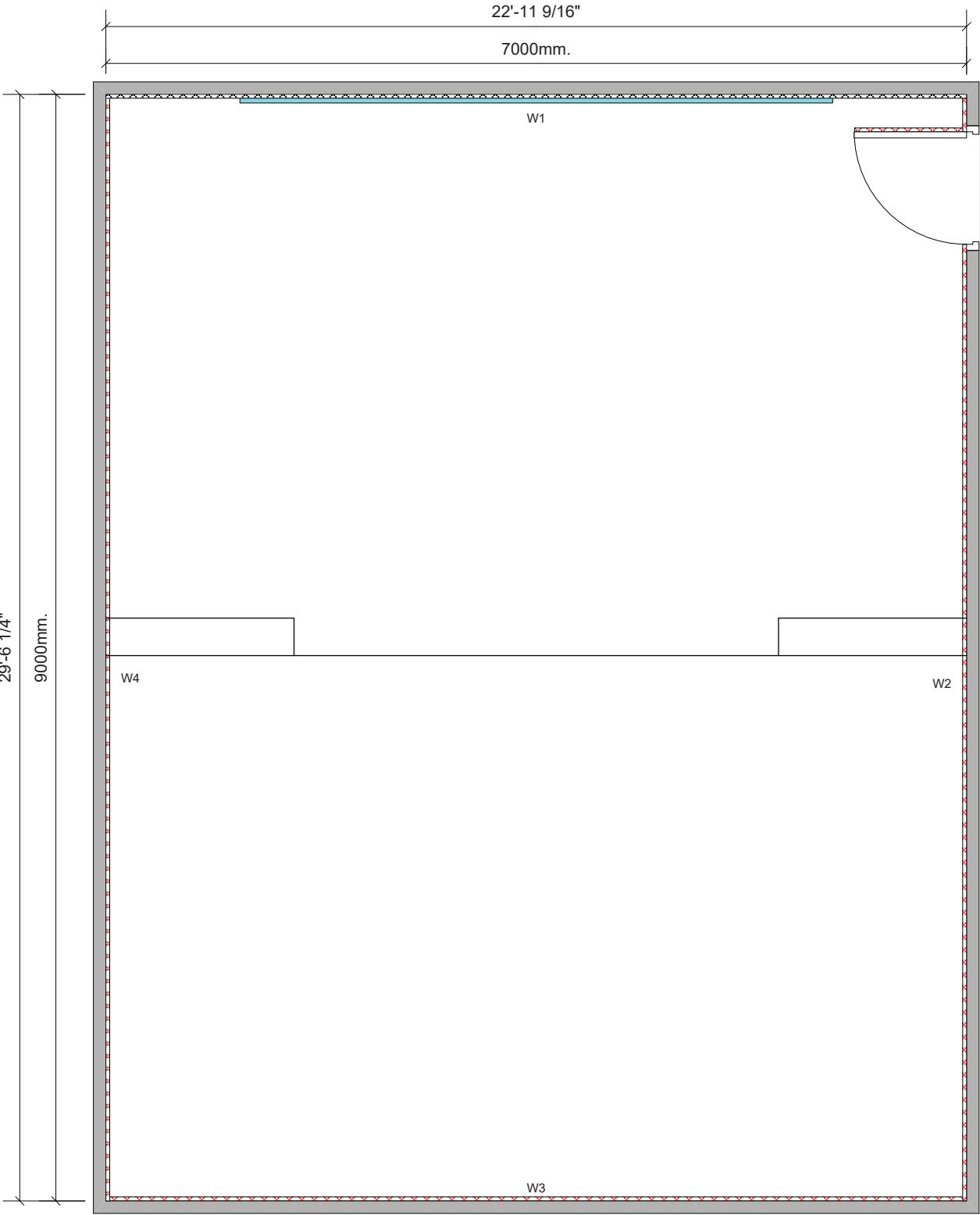
Sight Lines





Acoustic Modeling

Overview



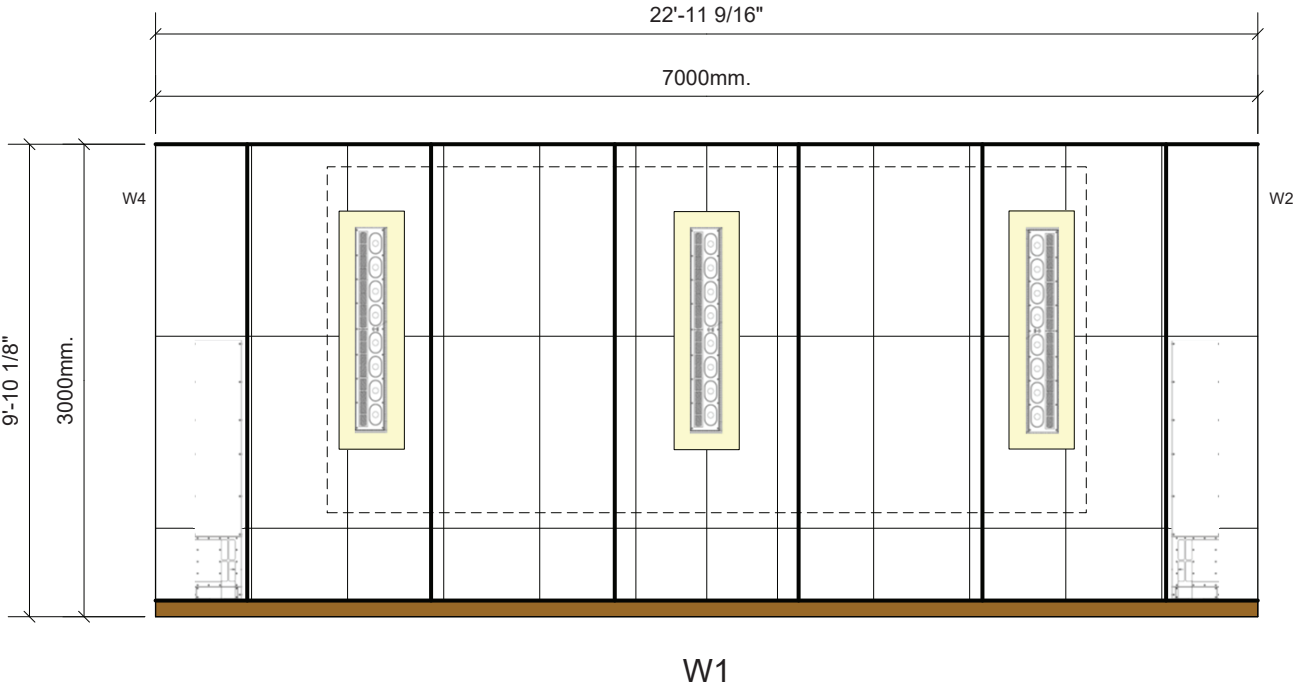
Fabric: W1 – TBD (Assume 1676mm Wide)
Elsewhere – TBD (Assumed 1676mm Wide)

	<div>CinemaTech's Acoustic Room System (972) 381-1071 Phone</div> <div>4319 Lindbergh Drive (972) 381-1065 Fax</div> <div>Addison, Texas 75001 frank@mycinematech.com</div>			
	<div>Project Name: Large Theater – Wisdom Speakers</div> <div>Distributor: Habitech</div> <div>Location: UK</div>			
Acoustician:	REV	Project No.	Drawing Name	By
		Habitech - Large	Floor Plan	ES



Acoustic Modeling

Wall 1



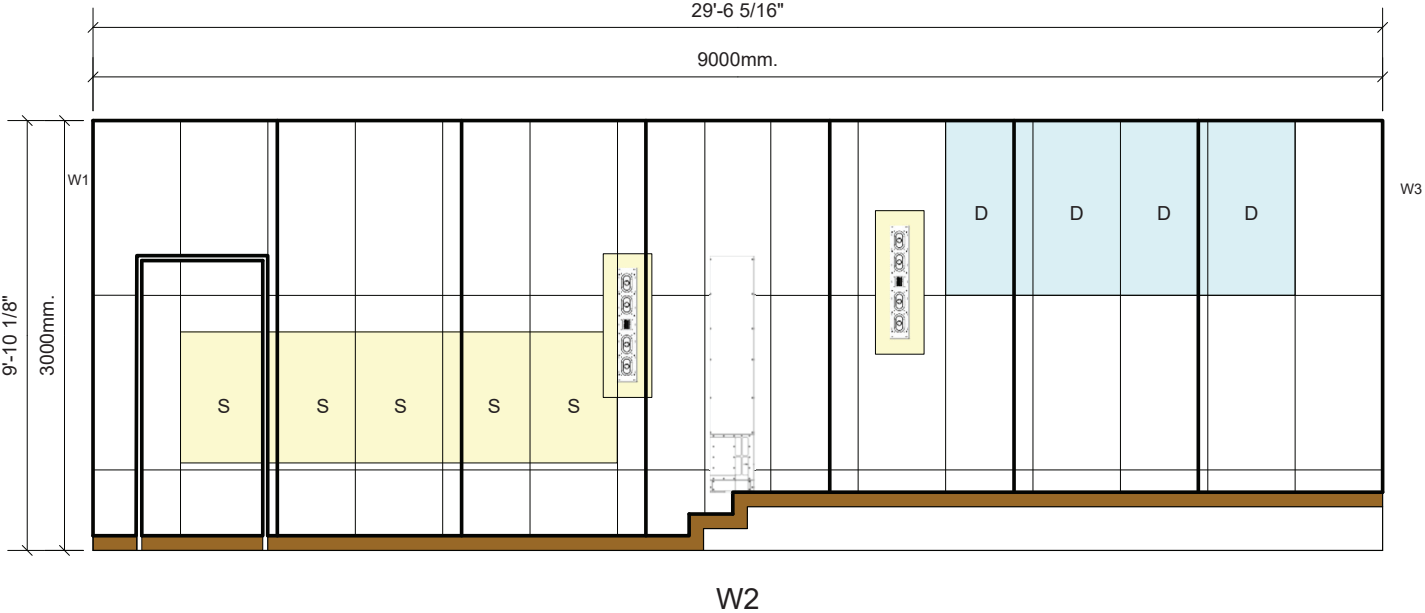
		CinemaTech's Acoustic Room System (972) 381-1071 Phone 4319 Lindbergh Drive (972) 381-1065 Fax Addison, Texas 75001 frank@mycinematech.com			
		Project Name: Large Theater – Wisdom Speakers Distributor: Habitech Location: UK			
		REV	Project No. Habitech - Large	Drawing Name Wall Elevation	By FR
Acoustician:	Date:	SCALE	6.35mm = 304.8mm	Date: 1/11/2020	SHEET 2 OF 6

The above drawing is the property of CinemaTech. Unauthorized distribution is strictly prohibited.




Acoustic Modeling

Wall 2



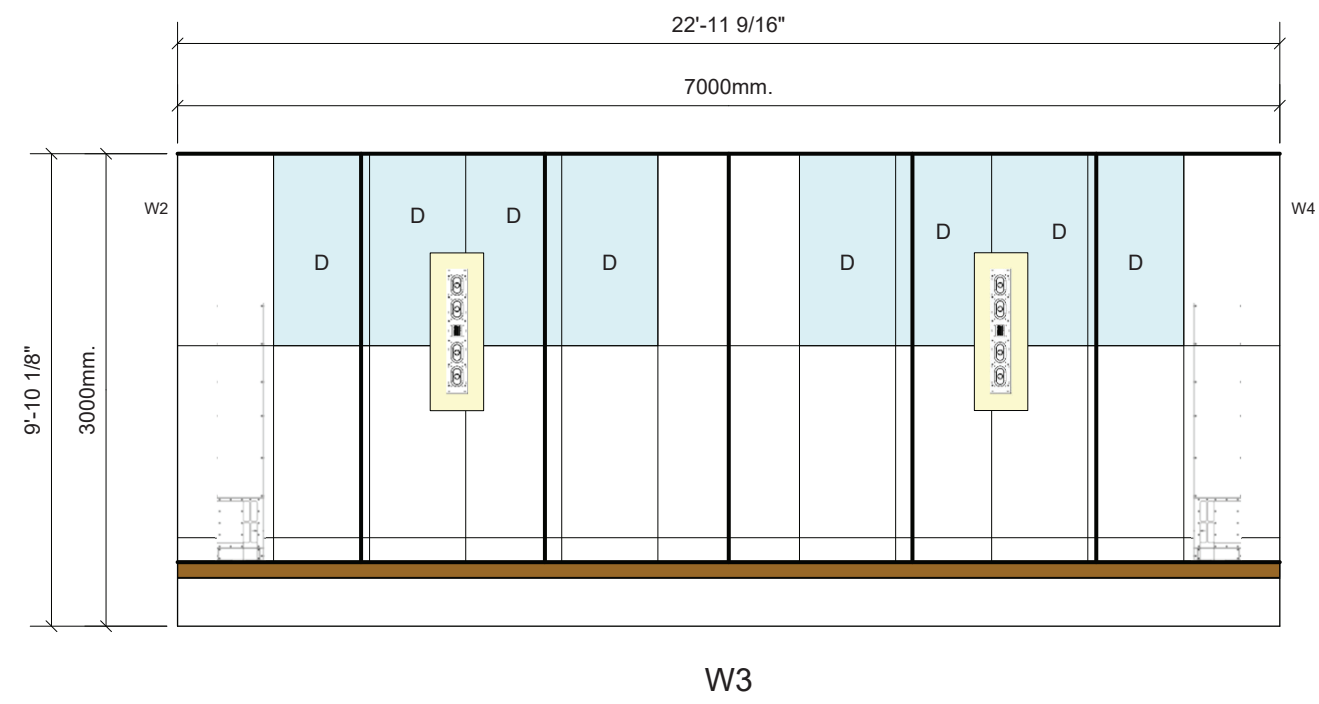
	CinemaTech's Acoustic Room System (972) 381-1071 Phone 4319 Lindbergh Drive (972) 381-1065 Fax Addison, Texas 75001 frank@mycinematech.com			
	Project Name: Large Theater – Wisdom Speakers Distributor: Habitech Location: UK			
	Acoustician:	REV	Project No. Habitech - Large	Drawing Name Wall Elevation By FR
Date:	SCALE	6.35mm = 304.8mm	Date: 1/11/2020	SHEET 3 OF 6


The above drawing is the property of CinemaTech. Unauthorized distribution is strictly prohibited.



Acoustic Modeling

Wall 3



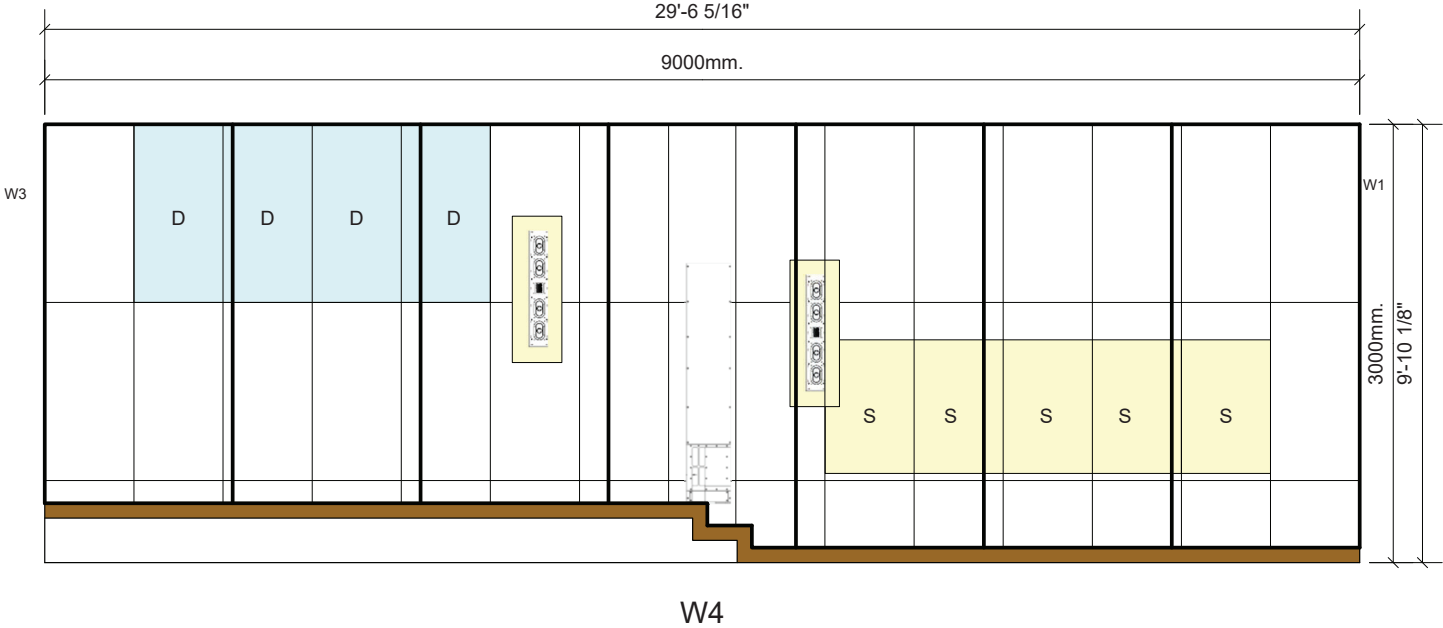
	CinemaTech's Acoustic Room System		(972) 381-1071 Phone		
	4319 Lindbergh Drive		(972) 381-1065 Fax		
	Addison, Texas 75001		frank@mycinematech.com		
Project Name: Large Theater – Wisdom Speakers					
Distributor: Habitech					
Location: UK					
Acoustician:	REV	Project No. Habitech - Large		Drawing Name Wall Elevation	By FR
Date:	SCALE	6.35mm = 304.8mm		Date: 1/11/2020	SHEET 4 OF 6


The above drawing is the property of CinemaTech. Unauthorized distribution is strictly prohibited.



Acoustic Modeling

Wall 4

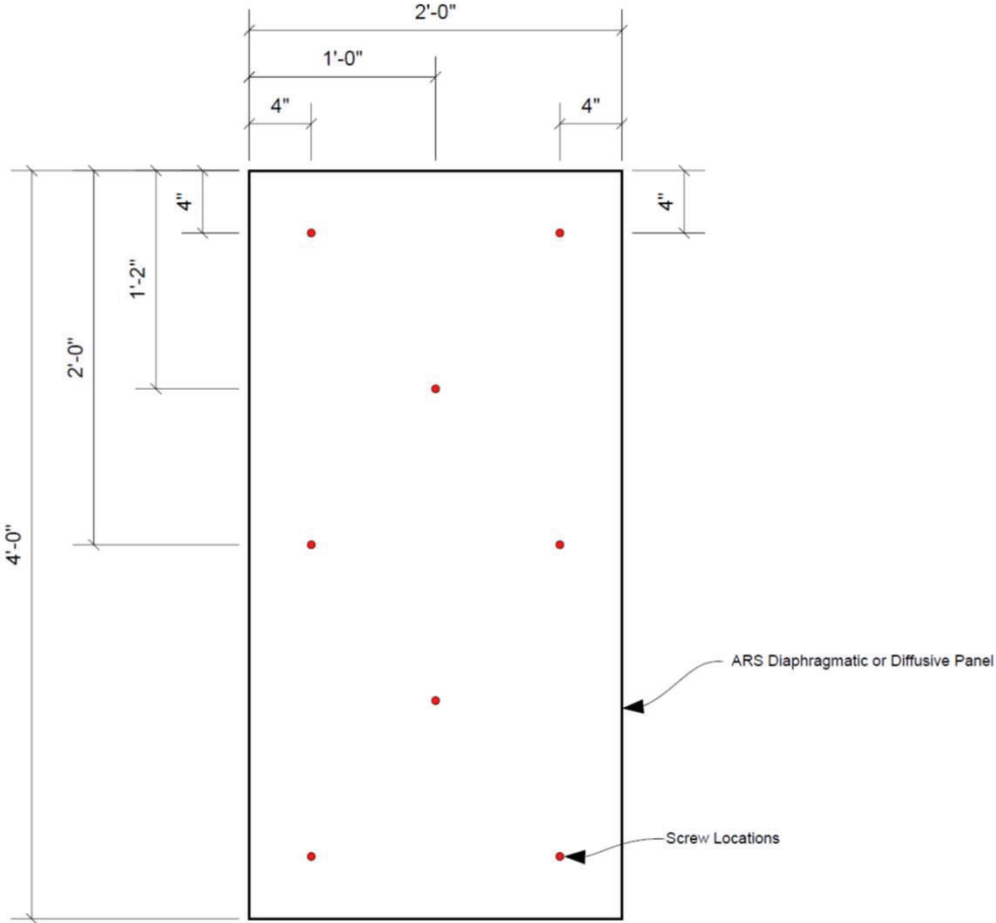


	CinemaTech's Acoustic Room System		(972) 381-1071 Phone	
	4319 Lindbergh Drive		(972) 381-1065 Fax	
	Addison, Texas 75001		frank@mycinematech.com	
	Project Name: Large Theater – Wisdom Speakers			
Distributor:		Habitech		
Location:		UK		
Acoustician:	REV	Project No. Habitech - Large	Drawing Name Wall Elevation	By FR
Date:	SCALE	6.35mm = 304.8mm	Date: 1/11/2020	SHEET 5 OF 6

The above drawing is the property of CinemaTech. Unauthorized distribution is strictly prohibited.

Acoustic Modeling

Attachment Guide




Scale: 1" = 1'0"

Soft Side Out – Use 1 1/4" #8 or # 6 sheetrock screws. Drive screws through fiberglass until they "kiss" the gypsum layer on the back side of the panel. Trim off any fiberglass blossom at screw entry.

Hard Side Out – Use 2" #8 or # 6 sheetrock screws. Countersink screw heads. Do not use screw heads to countersink. Panel should float on wall and not be compressed to less than the 1 1/4" thickness dimension.

General Note on Panel Installation – After installation, spray paint black all screw holes and panel edges to seal sheetrock dust and hide non-black surfaces from showing through fabric.

Diffusive Panels – Install "dull" side out. Use 2" #8 or # 6 sheetrock screws as well as construction adhesive. Cut off flange if necessary.

	CinemaTech's Acoustic Room System (972) 381-1071 Phone 4319 Lindbergh Drive (972) 381-1065 Fax Addison, Texas 75001 frank@mycinematech.com			
	Project Name: Large Theater – Wisdom Speakers Distributor: Habitech Location: UK			
Acoustician:	REV	Project No. Habitech - Large	Drawing Name Panel Installation Detail	By FR
Date:	SCALE	6.35mm = 304.8mm	Date: 1/11/2020	SHEET 6 OF 6

The above drawing is the property of CinemaTech. Unauthorized distribution is strictly prohibited.