
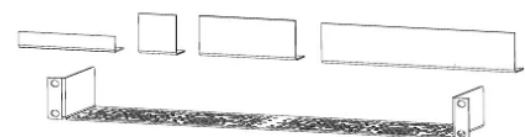



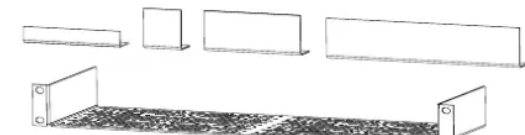


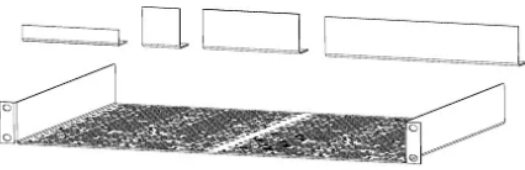


INSTRUCTION SHEET
UMS SERIES
UNIVERSAL MOUNTING SHELF

PANELS	KITS
 UMSFP1-1/8	 UMS1-3.5K
 UMSFP1-1/4	
 UMSFP1-1/2	
SHELVES	
 UMS1-3.5	 UMS1-5.5K
 UMS1-5.5	
 UMS1-11.5	
	 UMS1-11.5K

HARDWARE/ITEMS SUPPLIED WITH SHELVES AND KITS

- (4) #6 3/16" screws
- (16) #4 3/16" screws

NOTE: All panels include (2) #4 3/16 screws

INSTALLATION

1. Secure panel to shelf using (2) #4 x 3/16" screws. **(FIGURE A)**

NOTE: Remove backing on adhesive tape to secure UMSFP1-1/8 panel to components. **(FIGURE B)**

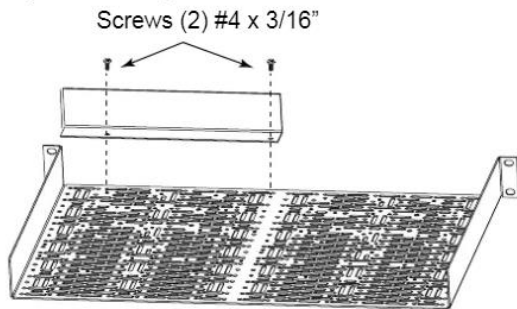


FIGURE A

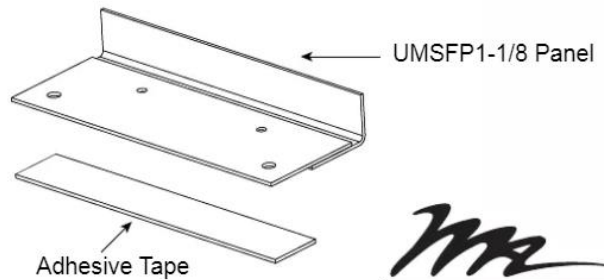


FIGURE B