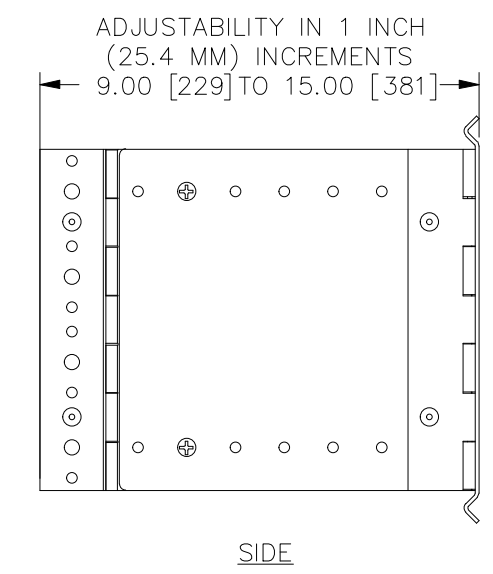
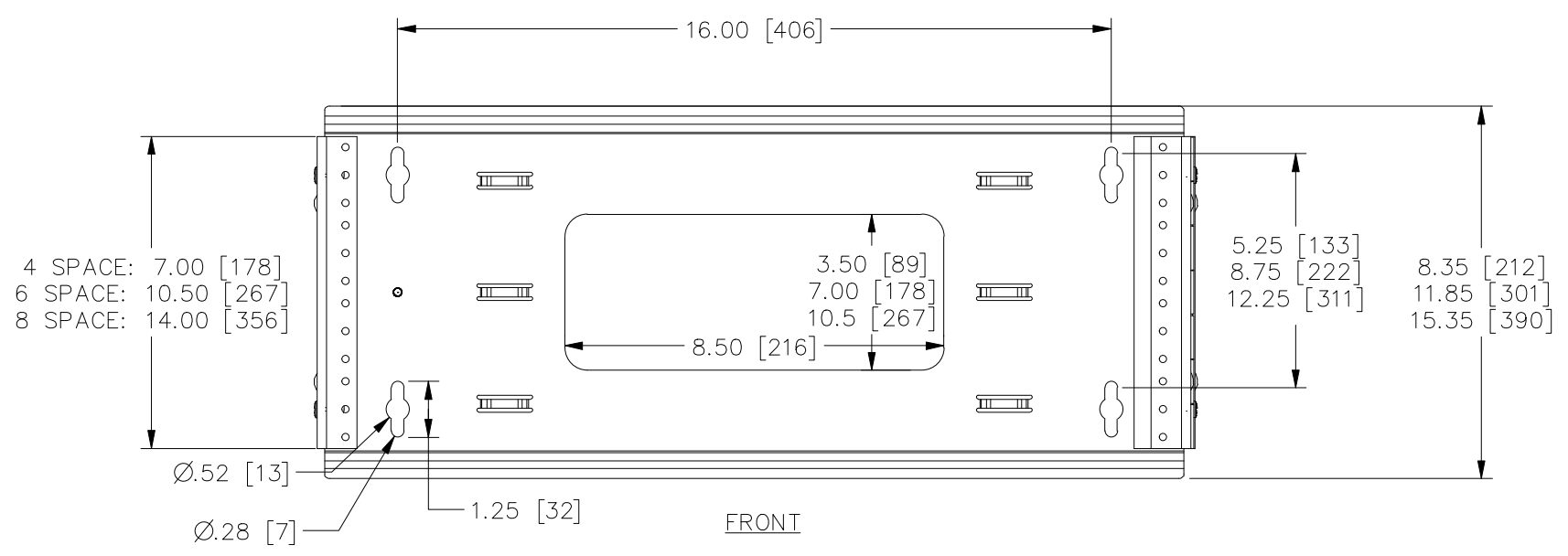
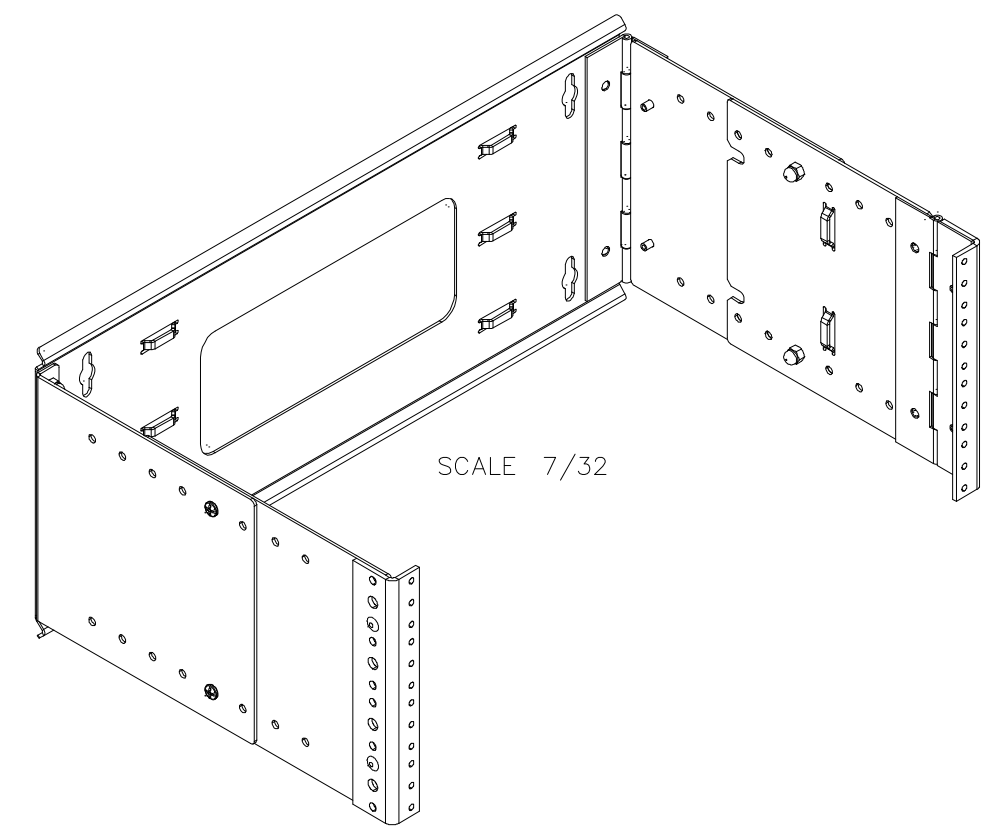



REV	DESCRIPTION	REV BY	REV DATE	APP'D BY	DATE APP.
-	PRODUCTION RELEASE	///	////	MC	01/18/10



NOTE(S):
1. ALL DIMENSIONS EXPRESSED IN THE FORM IN [MM]
2. WHEN MULTIPLE DIMENSIONS ARE SHOWN,
FORMAT IS AS FOLLOWS: HPM-4-915/HPM-6-915/HPM-8-915

USED ON: HPM-4-915	APPROVALS MODELED AP 03/04/09 DRAWN AP 01/11/10	DATE	
NEXT ASSY: --	CIRCLED DIMENSIONS ARE CRITICAL INSPECTION DIMENSIONS		
MATERIAL: SEE COMPONENTS	UNLESS OTHERWISE SPECIFIED, ALL DIMENSIONS ARE IN INCHES GENERAL TOLERANCES: DEC: 1 PLACE +/-0.1 ANGLE: +/-2 2 PLACE +/-0.03 FRAC: +/-1/32 3 PLACE +/-0.010 HOLE SIZE: +/-0.002		TITLE HPM-X-915 SERIES
FINISH: --	SCALE = 1/4 SHEET 1 OF 1	PROJECTION: ANGLE	PART NO. 96-01128_HPM-X-915 PART REV SIZE B DXF NO. NONE DWG REV
<small>THIS DRAWING CONTAINS TRADE INFORMATION DEEMED TO BE CONFIDENTIAL AND PROPRIETARY PROPERTY OF MIDDLE ATLANTIC PRODUCTS, INC. AND IS TO BE USED ONLY FOR THE PURPOSES FOR WHICH IT IS SUBMITTED AND FURTHER SHALL NOT BE COPIED IN WHOLE OR PART WITHOUT WRITTEN PERMISSION FIRST OBTAINED FROM MIDDLE ATLANTIC PRODUCTS, INC.</small>			DWG NO. 96-01128_HPM-X-915 DWG REV