


# ***PRO* 4200**



**4 x 10-inch plus CD Horn Aluminum Drive  
Bass Enclosure**

**Owners Manual**

**Hartke**

**PROFESSIONAL SERIES**

# 4200 Introduction and Features

Congratulations on purchasing the 4200 bass enclosure by Hartke! The Hartke PRO Series enclosures have been designed to provide serious bassists a serious speaker system to articulately project their musical creativity. Excellent tone with deep lows and crisp highs are the trademark characteristics of the Pro Series cabinets thanks to the world-renowned Hartke Aluminum Drive units. The 4200 features four 10-inch, proprietary low frequency drivers with aluminum cones, impregnated fabric surrounds, and matched convex dust covers all mounted in a heavy-duty steel frames. Using heavy-duty plywood construction, covered in rugged carpet with recessed jack plate and ergonomic handle, the 4200 will provide reliable performance from gig to gig and venue to venue.

In these pages, you'll find a detailed description of the features of the 4200, as well as a description of its front and rear panels, step-by-step instructions for its setup and use and full specifications. You'll also find a warranty card enclosed—please don't forget to fill it out and mail it in so that you can receive online technical support and so we can send you updated information about these and other Samson products in the future.

We recommend you record your serial number in the space provided below for future reference.


Serial number:

Date of purchase:

Should your unit ever require servicing, a Return Authorization number (RA) must be obtained before shipping your unit to Samson. Without this number, the unit will not be accepted. Please call Samson at 1-800-3SAMSON (1-800-372-6766) for a Return Authorization number prior to shipping your unit. Please retain the original packing materials and if possible, return the unit in the original carton and packing materials.

## 4200 Features

- 4 x 10-inch heavy-duty, Aluminum Low Frequency drivers
- 1-inch titanium, high frequency compression driver
- 3/4" Plywood construction
- Two Tuned Front Ports
- Perforated metal speaker grill
- Recessed metal handles
- Stacking corners
- 1/4-inch phone & Speakon input jacks
- Covered in durable carpet



# Connecting the 4200

## About Impedance

Before you hook up your speaker cabinet, be sure that you understand a little about impedance. Impedance is the electronic load that the speaker puts on the power amplifier and is measured in Ohms.

Here is the tricky, yet simple rule of impedance: When two speakers are wired in "Parallel" the total impedance is cut in half and when two speakers are wired in "Series" the total impedance is the sum of the speakers individual impedance.

The 4200 impedance (many audio guys used the made up word "ohmage", however the correct term is impedance) is 4 Ohms. So, when two 4200's are connected together in parallel, the total impedance is 2 Ohms. The impedance of your speaker also has an effect on your amplifier. In general, the lower the impedance, the more power your amplifier will put out.

**IMPORTANT:** There is a minimum safe impedance so be sure to check the manufacturer's recommended impedance for your amplifier to avoid any damage to your amplifier or voiding your warranty.

## Connecting the 4200 to Your Amplifier

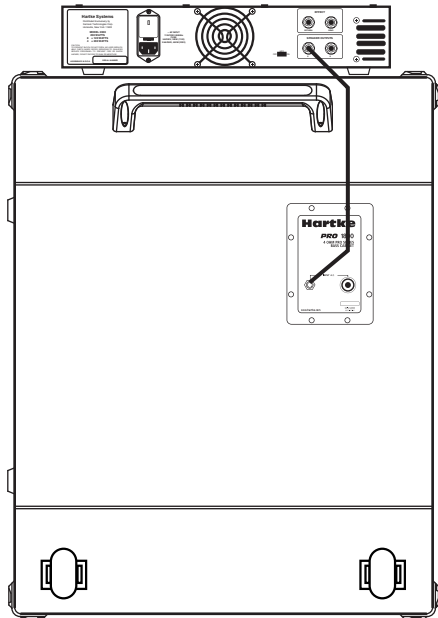
The 4200 connections are made via 1/4" phone jacks located on the rear panel jack-plate. Be sure to make your connection with un-shielded speaker cable. Connect the Amplifier Output to the speaker Input on the 4200's rear jackplate.

## Using the HIGH FREQUENCY switch

You can tailor the high frequency response of your 4200 by using the High Frequency control switch. This three-position switch allows you to set the output level of the high frequency compression driver to ON, OFF and PAD. In the ON position, the high frequency compression driver is active and producing brightness to help you cut through the backline, or enhance snapping and harmonics during solo passages. If your ideal sound is less bright, you can set the HIGH FREQUENCY to the PAD position, which will reduce the compression driver output by 3dB. If you are looking for a deeper tone, set the HIGH FREQUENCY control switch in the middle position and the compression driver will be completely off.

## Using the EXTENSION Output

The 4200 provides both 1/4-inch and Speakon connections. You can use either connector to connect to your amplifier head. Since both the 1/4-inch phone and Speakon connectors are wired in parallel, you can connect additional speaker cabinets using either connector as an extension output. Be sure to read the section above on impedance to insure a proper hook-up with your amplifier.



# Specifications

## Hartke 4200 Specifications

Type	Tuned, Vented Enclosure
Impedance (Ohms)	4 Ohms Impedance
Power Handling	400 Watts RMS Power Handling
Low Frequency Drivers	4-Hartke 10XL16 Special Design Aluminum 10", 4 ohm, 100 watt drive unit
High Frequency Driver	1" Throat, 34 mm Titanium Compression Driver
Frequency Response	30Hz - 15kHz
Inputs	1/4-inch Phone & Speakon
Weight	117 lbs. (53.07)
Dimensions	Height: 31" (78.74 cm) Width: 24" (60.96 cm) Depth: 18" (45.42 cm)

# Hartke

Hartke  
575 Underhill Blvd.  
P.O. Box 9031  
Syosset, NY 11791-9031  
Phone: 1-800-3-SAMSON (1-800-372-6766)  
Fax: 516-364-3888  
[www.samsontech.com](http://www.samsontech.com)