


215XL



**2 x15" Stackable
Aluminum Drive Bass Enclosure**

Owners Manual

Hartke

215XL Introduction and Features

Congratulations on purchasing the 215XL bass enclosure by Hartke! The XL Series enclosures have been designed to provide excellent tone with a warm punchy output. The 215XL features dual 15-inch, proprietary low frequency driver with an aluminum cone, impregnated fabric surround, and matched convex dust cover all mounted in a heavy-duty steel frame. Using heavy-duty plywood construction, covered in rugged carpet with recessed jack plate and ergonomic handle, the 215XL will provide reliable performance from gig to gig and venue to venue.

In these pages, you'll find a detailed description of the features of the 215XL, as well as a description of its front and rear panels, step-by-step instructions for its setup and use and full specifications. You'll also find a warranty card enclosed—please don't forget to fill it out and mail it in so that you can receive online technical support and so we can send you updated information about these and other Samson products in the future.

We recommend you record your serial number in the space provided below for future reference.


Serial number: _____

Date of purchase: _____

Should your unit ever require servicing, a Return Authorization number (RA) must be obtained before shipping your unit to Samson. Without this number, the unit will not be accepted. Please call Samson at 1-800-3SAMSON (1-800-372-6766) for a Return Authorization number prior to shipping your unit. Please retain the original packing materials and if possible, return the unit in the original carton and packing materials.

215XL Features

- 2 x 15 Inch heavy-duty, Aluminum Low Frequency driver
- 3/4" Plywood construction
- Four Tuned Front Ports
- Perforated metal speaker grill
- Recessed metal handles
- Stacking corners
- 1/4-inch phone input jack
- Covered in durable carpet



Connecting the 215XL

About Impedance

Before you hook up your speaker cabinet, be sure that you understand a little about impedance. Impedance is the electronic load that the speaker puts on the power amplifier and is measured in Ohms.

Here is the tricky, yet simple rule of impedance: When two speakers are wired in "Parallel" the total impedance is cut in half and when two speakers are wire in "Series" the total impedance is the sum of the speakers individual impedance.

The 215XL impedance (many audio guys used the made up word "ohmage", however the correct term is impedance) is 4 Ohms. So, when two 215XL's are connected together in parallel, the total impedance is 2 Ohms. The impedance of your speaker also has an effect on your amplifier. In general, the lower the impedance, the more power your amplifier will put out.

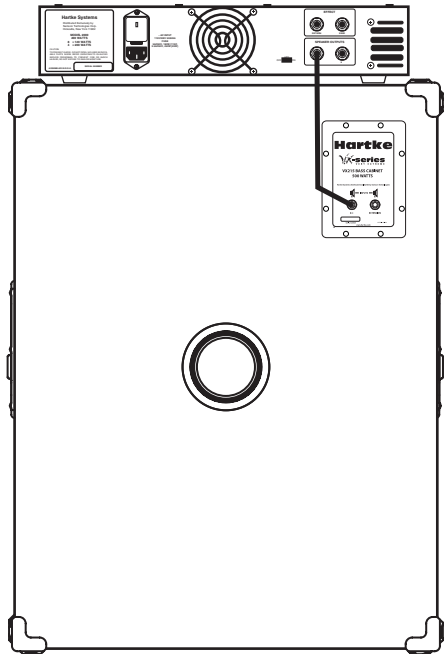
IMPORTANT: There is a minimum safe impedance so be sure to check the manufacturer's recommended impedance for your amplifier to avoid any damage to your amplifier or voiding your warranty.

Connecting the 215XL to Your Amplifier

The 215XL connections are made via 1/4" phone jacks located on the rear panel jack-plate. Be sure to make your connection with un-shielded speaker cable. Connect the Amplifier Output to the speaker Input on the 215XL's rear jackplate.

Using the EXTENSION Output

The 215XL provides a convenient Extension Output for connecting additional speaker cabinets in parallel. Be sure to read the section above on impedance to insure a proper hook-up with your amplifier.



Specifications

Hartke 215XL Specifications

Type	Tuned, Vented Enclosure
Impedance (Ohms)	4 Ohms Impedance
Power Handling	400 Watts RMS Power Handling
Drivers	2-Hartke 15XL8 Special Design Aluminum 15", 8 ohm, 200 watt drive unit
SPL	101dB
Frequency Response	30Hz - 2.5kHz
Inputs	1/4-inch Phone
Weight	105 lbs. (47.63)
Dimensions	Height:34" (86.36 cm) Width: 24" (60.96 cm) Depth: 18.5" (46.99 cm)

Hartke

Hartke
575 Underhill Blvd.
P.O. Box 9031
Syosset, NY 11791-9031
Phone: 1-800-3-SAMSON (1-800-372-6766)
Fax: 516-364-3888
www.samsontech.com