

November 25, 2006

Iowa at Arizona State

Wells Fargo Arena

Iowa Hawkeyes (2-2)

							Pts.	Reb.	FG%	FT%
34	Tyler Smith	F	6-7	219	Fr.	Pulaski, TN (Hargrave Military)	15.3	3.8	.545	.688
52	Kurt Looby	F	6-10	210	Jr.	St. John's Antigua (Tyler, TX CC)	7.5	8.0	.526	.667
53	Seth Gorney	C	7-0	245	Jr.	Vandalia, OH (Butler)	8.0	2.5	.538	1.000
1	Adam Haluska	G	6-5	210	Sr.	Carroll, IA (Carroll)	15.3	4.5	.298	.947
11	Tony Freeman	G	6-1	190	So.	Maywood, IL (St. Joseph's)	8.0	4.8	.355	.600

Arizona State Sun Devils (2-2)

0	Allen Morill	F	6-6	232	Sr.	Arlington, TX (Sam Houston)	1.3	1.8	.125	.500
4	Jeff Pendergraph	F	6-9	230	So.	Etiwanda, CA (Etiwanda)	11.8	9.3	.605	1.000
1	Antwi Atuahene	G	6-3	205	Jr.	Mississauga, Ontario (Trinity Valley CC)	7.5	2.8	.480	.800
23	Steve Jones	G	6-1	223	So.	Portland, OR (Jesuit)	4.5	0.8	.714	.375
44	Jerren Shipp	G	6-3	214	Fr.	Los Angeles, CA (Fairfax)	14.0	4.8	.513	.615

THE SETTING

Iowa (2-2) continues a five-game road swing Saturday, Nov. 25 at Arizona State (2-2). Game time is 8:35 p.m. CT at ASU's Wells Fargo Arena (14,198).

Iowa played three games in the Paradise Jam, defeating Toledo 78-65 in the first round. The Hawkeyes then lost to 10th-ranked Alabama 72-60 in the semi-finals and dropped an 89-60 decision to Villanova in the consolation round. Arizona State scored a 64-52 win over San Jose State Tuesday to stop a two-game losing streak. The Sun Devils are in the midst of a six-game home stand to open the season.

ON THE AIR

Radio: Iowa games are broadcast on the Hawkeye Radio Network. Gary Dolphin handles the play-by-play, along with color commentator Bob Hansen. The Hawkeye Radio Network coverage includes a 60-minute pre-game show.

Television: Fox Sports Network will televise Saturday's game. Paul Sunderland and Marquis Johnson will call the action.

IOWA HISTORY

Iowa has played 2,381 games since beginning basketball in 1902. Overall Iowa's record is 1,423-958 (.598). That includes an 889-306 (.744) record in home games, a 534-652 (.451) record in games away from Iowa City, a 675-658 (.506) mark in Big Ten games and a 295-80 (.787) record in Carver-Hawkeye Arena.

THE LAST MEETING

Iowa scored a 62-43 win over Arizona State last season in Iowa City. Playing without senior guard Jeff Horner, who had suffered a knee injury earlier in the season, Iowa's veteran team used a solid defensive effort to take control late in the first half. Leading 13-6, Iowa used a 15-6 scoring spurt over the final seven minutes of the half to take a 28-12 advantage at halftime. ASU shot just 26% from the field in the first half.

Iowa led by as many as 20 points in the second half before ASU cut the margin in half (42-32) with 10 minutes to play. The Hawkeyes held Arizona State to 34% shooting from the field and forced 17 turnovers. Iowa shot 40% from the field and held a 15-4 advantage in made free throws. Adam Haluska led Iowa's scoring attack with 17 points, while Greg Brunner scored 12 and Mike Henderson added 10. Brunner led all players with 15 rebounds as Iowa held a 41-35 rebounding advantage. Kevin Kruger led the Sun Devils with 12 points.

Schedule/Results

Record: 2-2

Nov. 13	The Citadel	W	75-53
* Nov. 17	Toledo	W	78-65
* Nov. 19	Alabama	L	60-72
* Nov. 20	Villanova	L	60-89

Nov. 25	at Arizona State, 8:35 pm CT		
Nov. 29	at Virginia Tech, 6:05 pm CT		
+ Dec. 1	TX-Pan American, 8:11 pm		
+ Dec. 2	Hawkeye Challenge, TBA		
Dec. 5	Northern Iowa, 7:05 pm		
Dec. 8	Iowa State, 7:05 pm		
Dec. 16	at Drake, 7:05 pm		
Dec. 20	Georgia State, 7:05 pm		
Dec. 23	Texas Southern, 12:05 pm		
Dec. 30	Cornell, 7:05 pm		
Jan. 4	Michigan State, 8:05 pm		
Jan. 10	at Illinois, 7:05 pm		
Jan. 13	Minnesota, 3:37 pm		
Jan. 16	at Indiana, 6:05 pm CT		
Jan. 20	at Ohio State, 7:05 pm CT		
Jan. 24	Penn State, 7:05 pm		
Jan. 28	Wisconsin, 12:05 pm		
Jan. 31	at Michigan, 7:05 pm CT		
Feb. 3	Indiana, 1:05 pm		
Feb. 7	at Minnesota, 7:05 pm		
Feb. 10	at Wisconsin, 1:05 pm		
Feb. 14	Northwestern, 7:05 pm		
Feb. 17	at Mich. State, 1:32 pm, CT		
Feb. 21	Purdue, 8:05 pm		
Feb. 27-28	at Penn State, TBA		
Mar. 3	Illinois, TBA		
Mar. 8-11	Big Ten Tournament		

* - - Paradise Jam

+ - - Hawkeye Challenge, Iowa City

All times listed are Central Time

Coach Steve Alford

Steve Alford (pronounced ALL-ford) is in his eighth season as head coach at the University of Iowa and his 16th season as a college head coach. Alford holds a career record of 293-171 (.631), including a 137-94 (.593) record at Iowa, a 78-29 (.729) record in four seasons (1992-95) at Div. III Manchester College and a four-year record (1996-99) of 78-48 (.619) at Southwest Missouri State. Alford ranks fourth among Iowa's head basketball coaches in career wins, just two wins from third place. Alford's 293 career victories are the most in the nation among all head coaches who are 41-years old or younger.



Alford has posted a 13-5 record in the Big Ten Conference Tournament, leading the Hawkeyes to the tournament title in both 2001 and 2006. His total wins and winning percentage in the event rank tops among all Big Ten coaches. Alford is 52-60 (.464) in Big Ten games after leading Iowa to a second place finish (11-5) in the 2006 regular season. Alford is 8-7 in the NCAA Tournament (3-4 in Div. I and 5-3 in Div. III) and 2-4 in the NIT.

Alford is the only Iowa coach to lead his Hawkeye teams to six consecutive winning seasons. Iowa has advanced to post-season action in each of the past six years and the Hawkeyes have won 20 or more games in three of his seven seasons. Alford led Iowa into the second round of the 2001 NCAA Tournament in his second season and the Hawkeyes returned to the NCAA Tournament in 2005 and 2006. Iowa advanced to the NIT in 2002, 2003 and 2004.

Alford led Southwest Missouri State to the NCAA Sweet 16 in 1999 and in 1995 Manchester advanced to the NCAA championship game before suffering its first defeat of the season.

Alford is a 1987 graduate of Indiana, where he led the Hoosiers to the 1987 NCAA title. Alford was a member of the 1984 U. S. Olympic team that earned the Gold Medal and he was the 26th player selected in the NBA Draft following his senior season. Alford played four seasons in the NBA before beginning his coaching career.

At Indiana, Alford started 120 of 125 games in four seasons. He served as team captain in 1987 when the Hoosiers were 30-4. Steve concluded his college career as Indiana's all-time scoring leader with 2,438 points and he holds the Indiana record for career steals with 178. He was a consensus first team All-American and the Big Ten MVP as a senior.

Alford is a member of the Manchester College M Association Hall of Fame and the Indiana University Athletics Hall of Fame. In 2001 he was named one of the "Top 50 Athletes" in the history of the state of Indiana and was selected as a member of the 15-man Indiana University all-Century team. In 2004 he was one of five players selected to ESPN's Big Ten Conference Silver Anniversary team.

Alford is 1-0 vs. Arizona State and 1-1 vs. ASU Coach Herb Sendek.

Iowa Quick Facts

Location:	Iowa City, IA
Founded:	1847
Enrollment:	29,697
President:	Gary Fethke
Athletic Director:	Gary Barta
Conference:	Big Ten
Home Arena:	Carver-Hawkeye (15,500)
All-Time Record:	1,423-957 (.596)
All-Time Big Ten Record:	675-658 (.506)
NCAA Appearances:	22
NCAA Tournament Record:	27-24

Head Coach:	Steve Alford
Record At Iowa:	137-94, .593 (8th season)
Career Record:	293-171, .631 (16th season)
Big Ten Record:	52-60 (.464)
Big Ten Tournament Record:	13-5 (2 titles)
Associate Head Coach:	Craig Neal (Georgia Tech)
Assistant Coaches:	Tim Buckley (Bemidji State) Billy Garrett (Indianapolis)
Dir. of Basketball Operations:	Paul Weir (York Univ.)
Graduate Assistant:	Justin Wieck (Iowa)
Basketball Administrator:	Jerry Strom (Concordia Col.)
Trainer:	John Streif
Sports Information:	Phil Haddy/Steve Roe
Sports Info. Telephone:	319-335-9411
Sports Info. FAX:	319-335-9417
Internet Address:	www.hawkeyesports.com

ALFORD MOVES TO FOURTH

Coach Steve Alford has collected 137 victories as Iowa's head coach, a total that ranks fourth on Iowa's list of coaches in career wins. Alford, in 2006, moved past Bucky O'Connor, Iowa's head coach from 1952-58 (he also was Iowa's head coach for 11 games in 1950), who earned 114 wins.

Iowa's top three coaches in career wins are Tom Davis (269), Lute Olson (168) and Rollie Williams (139). Following is a list of Alford's significant career victories:

No.	Opponent, result	Date
1	Manchester 82, Denison 63	12/29/91
50	Manchester 87, Huntington 63	11/22/94
100	SW MO State 75, NW State 73	12/10/96
150	SW MO State 89, Wichita State 58	1/31/99
200	Iowa 78, Iowa State 53	12/08/01
250	Iowa 88, Centenary 53	12/03/04
256	Iowa 73, Air Force 63	12/28/04
	(No. 100 as Iowa's head coach)	
293	Iowa 78, Toledo 65	11/17/06

ASU'S HERB SENDEK

Herb Sendek is in his first season at Arizona State, posting a 2-2 record. Overall, Sendek is in his 14th season as a college head coach with a record of 256-160.

Iowa Basketball Roster

No.	Name	Pos.	Ht.	Wt.	Yr.	Hometown High School/CC	The Latest Scoop
0	Josh Crawford	C	6-10	200	Fr.	Long Beach, CA (Wilson)	One rebound & one assist vs. Villanova
1	** Adam Haluska	G	6-5	210	Sr.	Carroll, IA (Carroll)	18 points & 4 rebounds vs. Villanova
2	# David Palmer	C	6-9	240	So.	Antioch, TN (Oak Hill Academy)	Will redshirt as a transfer from Seton Hall
3	Drew Adams	G	6-1	185	So.	Bloomington, IN (South)	2 points & 1 rebound vs. The Citadel
4	* J.R. Angle	G/F	6-7	208	So.	Franklin, IN (Indian Creek)	5 points vs. Villanova
11	* Tony Freeman	G	6-1	190	So.	Maywood, IL (St. Joseph's)	7 points & 5 assists vs. Villanova
14	Brett Wessels	G	6-3	190	So.	Bettendorf, IA (Bettendorf)	3 points & 2 rebounds vs. Alabama
15	Dan Bohall	G	6-4	193	Fr.	Sioux City, IA (East)	6 points in Black and Gold Blowout
24	Justin Johnson	G	6-6	190	Jr.	Tyler, TX (Tyler, TX CC)	6 points & 3 assists vs. Alabama
34	Tyler Smith	F	6-7	210	Fr.	Pulaski, TN (Hargrave Military Aca.)	12 points & 3 rebounds vs. Villanova
35	*** Mike Henderson	G	6-3	200	Sr.	Waterloo, IA (East)	Out of action with injury to right hand
44	Cyrus Tate	F	6-8	240	So.	Chicago, IL (Northeast, NE CC)	9 points & 7 rebounds vs. Toledo
52	Kurt Looby	F/C	6-10	210	Jr.	St. John's, Antigua (Tyler, TX CC)	13 points & 7 rebounds vs. Villanova
53	** Seth Gorney	C	7-0	245	Jr.	Vandalia, OH (Butler)	10 points & 3 assists vs. Alabama

Sendek was most recently the head coach at North Carolina State, posting a 191-132 record in 10 seasons. He was the head coach at Miami, OH from 1993-96, compiling a 63-26 record. Sendek has also served as an assistant coach at Providence (1985-89) and Kentucky (1989-93). As a player, he was a three-year letterman at Carnegie-Mellon from 1981-84.

Sendek is 0-1 vs. Iowa and 1-1 vs. Coach Steve Alford.

IOWA IN TEMPE

Iowa is 2-2 in games played in Tempe. The Hawkeyes split two games in 1980-81 while taking part in ASU's Fiesta Classic, defeating Cincinnati (69-64) before losing to Arizona State (96-88). Iowa also competed in Tempe in the 1996 NCAA Tournament, defeating George Washington (81-79) before falling to Arizona (87-73) in the second round. That season marks the last time ASU has held NCAA Tournament first and second round games.

Iowa played in Phoenix in the 1999 NCAA Tournament. The Hawkeyes won two games in Denver to advance to the Sweet 16. Connecticut, the eventual national champion, defeated the Hawkeyes 78-68 at America West Arena.

THE SERIES

The series is tied 1-1 after Iowa's 62-43 win in Iowa City last season, with each team winning on its home floor.

ASU defeated the 12th-ranked Hawkeyes 96-88 in the championship game of ASU's Fiesta Classic in Tempe early in the 1980-81 season. Iowa, coming off an appearance in the 1980 Final Four, posted a 21-7 record that season, while ASU ended the season with a 24-4 record.

Both teams advanced to the 1981 NCAA Tournament, Iowa as a three seed and ASU as a two seed. Both were assigned to first and second round games in Wichita, KS, setting up a possible second meeting. Both teams lost in the second round after having a first round bye. ASU lost to Kansas 88-71 while Iowa lost to Wichita State.

Kenny Arnold led Iowa's balanced attack with 21 points vs. ASU, while Vince Brookins added 16, Mark Gannon 13 and Kevin Boyle 10. Arnold and Brookins were named to the all-tournament team. Bobby Hansen, a current member of Iowa's

radio broadcast team, was a sophomore on that Iowa team, but did not play vs. Arizona State due to a knee injury.

Arizona State was led by Lafayette Lever with 21 points, while Byron Scott and Sam Williams each scored 20.

IOWA/ASU NOTES

- Iowa is 37-24 all-time against current members of the Pacific 10 Conference, having played all 10 members at least once.
- Arizona State is 15-15 against the Big Ten Conference, having played all current members except Wisconsin. The Sun Devils also play at Minnesota this season.
- Iowa is 1-1 vs. Pacific 10 teams under Steve Alford. Along with the win over Arizona State last season, Iowa dropped a 72-58 contest to Stanford in the championship game of the Coaches vs. Cancer Classic early in the 1999-00 season in New York City. That marked Steve Alford's first loss as Iowa's head coach. Alford's Iowa career began with a win over top-ranked Connecticut in the semi-finals of that event.
- Arizona State, last season, was the first Pacific 10 team to visit Carver-Hawkeye Arena since Iowa defeated UCLA 88-71 on Dec. 22, 1990.
- ASU Coach Herb Sendek is 0-1 vs. Iowa and 1-1 vs. Iowa Coach Steve Alford. The Hawkeyes scored a 45-42 win last season over Sendek's North Carolina State team. That game was in Iowa's Carver-Hawkeye Arena as part of the annual ACC/Big Ten Challenge. Sendek's North Carolina State team defeated Alford's Southwest Missouri State team 77-66 in the first round of the 1997 NIT. That game took place at North Carolina State.
- ASU Coach Herb Sendek and Iowa Coach Steve Alford both have fathers who were basketball coaches. Sam Alford was a long-time prep coach in Indiana before joining his son as an assistant coach at Southwest Missouri State and Iowa prior to his retirement. Herb Sendek, Sr. was a teacher and basketball coach at both the high school and junior college levels.
- ASU Coach Herb Sendek was an assistant coach at Providence College in 1987 when Providence reached the Final Four in New Orleans. Iowa Coach Steve Alford was a senior at Indiana in 1987, leading the Hoosiers to the national title. Providence and Indiana did not meet at the Final Four, as the Hoosiers defeated Nevada-Las Vegas in the semi-finals and Providence lost to Syracuse. Sendek was also an assistant coach at Kentucky in 1993 when the Wildcats reached the Final Four.

- ASU assistant Archie Miller is the brother of Xavier Coach Sean Miller. Xavier and Iowa recently competed in the Paradise Jam, but did not meet. Xavier lost in the title game to Alabama and Iowa lost to Alabama in the semi-finals.

IOWA NOTES

- Iowa is in the midst of a five game trip away from Iowa City. This marks the first time since early in the 2000-01 season that Iowa has played five straight games away from home. Like this season, that five-game stretch in 2000-01 also included three games at a neutral site (Rainbow Classic). Iowa's longest consecutive road game streak under Steve Alford occurred in 1999-00 when the Hawkeyes played at Northern Iowa, Iowa State, Missouri and Drake, winning two of the four.
- Iowa has not lost three consecutive games since February, 2005 and the Hawkeyes have not lost three straight non-conference games under Coach Steve Alford.
- Senior guard Adam Haluska this week was one of 50 candidates named to the pre-season Watch List for the Naismith Award, which goes annually to the Player of the Year.
- With 18 points in Iowa's most recent outing vs. Villanova, senior Adam Haluska became the 39th Hawkeye player to surpass 1,000 career points. Haluska is in his third season at Iowa and had 1,002 points. His career total, including one season at Iowa State, stands at 1,286.
- Freshman Tyler Smith was named to the all-tournament team at the Paradise Jam. Smith scored in double figures in all three games. He led Iowa to its win over Toledo on the first round, collecting 28 points, six rebounds and five assists. Smith added 19 points in the loss to 10th-ranked Alabama and 13 points in the loss to Villanova.

HAWKEYE TIDBITS

- Iowa is 0-0 when scoring 80 points or more, 2-0 when scoring between 70-80 points, 0-0 when scoring between 60-70 points and 0-0 when scoring less than 60 points.
- Iowa is 1-0 when holding its opponent to less than 60 points, 1-0 when holding its opponent between 60-70 points and 0-2 when the opponent scores over 70 points.
- Iowa is 1-1 when collecting more assists than the opponent and 1-1 when the opponent has more assists.
- Iowa is 1-1 when having fewer turnovers than its opponent and 1-1 when the opponent has fewer turnovers.
- Iowa is 0-1 when collecting more steals than its opponent, 0-2 when the opponent has more steals and 1-0 when steals are equal.
- Iowa has had four players score in double figures in one game (Toledo) and three players score in double figures in three games. Iowa is 1-0 when four reach double figures, and 0-3 with three score in double figures.
- Iowa is 2-0 when leading at halftime and 0-2 when trailing at intermission.
- Iowa is 2-1 when controlling the opening tip and 0-1 when not controlling the tip.
- Iowa is 0-0 in games decided by 10 points or less and 0-0 in games decided by five points or less.

OVERCOMING DEFICITS

The biggest deficit Iowa has overcome to get a victory is six points, that vs. Toledo.

The biggest deficit overcome by an Iowa opponent is seven points, that by Villanova.

History & Record Book Online

Iowa's History and Record Book, the supplement to the 2006-07 basketball media guide, is available online at hawkeyesports.com, the official website of the University of Iowa athletic department. After opening the Iowa website, click on Men's Basketball at the top of the page under "The Hawkeyes". Once at the basketball site, click on the History and Record Book on the right side of the page under the Stats and More heading. Copies of the History and Record Book are also available through the UI Sports Information office.

SCORING BY HALVES

Iowa has outscored its opponents 130-125 in the first half and has been outscored 154-143 in the second half. Iowa has led at halftime in two of four games and the Hawkeyes have outscored their opponent in the second half in two games.

IOWA WIN STREAK RANKS THIRD

Iowa currently holds the third longest home winning streak in the nation. Iowa won all 17 home games a year ago and has won 19 straight dating back to the final home game of the 2005 season. Iowa's last home loss was a 75-65 decision to Illinois on Feb. 19, 2005.

Last season marked Iowa's first unbeaten home season in Carver-Hawkeye Arena, which opened in 1983. The 17 victories set a school record for home wins in a season. The Hawkeyes lost just one home game in 1993 (15-1) and 1996 (14-1).

The 19-game streak is a new mark for Carver-Hawkeye Arena. Iowa's record for consecutive home wins is 24. That streak began in 1946-47 and ended in 1948-49. Last season marked Iowa's seventh perfect home season in school history and the first since 1966.

Iowa's current streak of 24 consecutive non-conference home wins ranks 14th-longest among Division I programs. That streak dates back to the final home game of the 2002-03 season, an NIT loss to Georgia Tech. Following is a list of the current longest home court winning streaks:

1.	Gonzaga	41
2.	Connecticut	20
3.	IOWA	19
4.	Akron	18
5.	Air Force	17

VILLANOVA STOPS IOWA

Villanova used its experience and depth and a smothering defense to take an 89-60 win over Iowa in the consolation championship of the 2006 Paradise Jam.

Villanova, an Elite Eight team in the NCAA Tournament last season, forced 22 Hawkeye turnovers and held Iowa to 41.3% shooting from the field. The Hawkeyes shot just 31.3% in the first half as the Wildcats built a 41-24 halftime advantage. Iowa pulled to within 18-17 on two free throws by Kurt Looby midway through the first half before the Wildcats scored 16 straight points to take control.

Villanova's long range shooting ability kept Iowa from closing the gap in the second half. Villanova shot 60.7% from the field over the final 20 minutes, including 70% (7-10) from three-point range. For the game the Wildcats shot 52.6% from the field and held a 32-26 rebounding advantage.

Iowa built a 10-3 lead in the opening minutes, helped by six straight free throws from senior Adam Haluska. But Iowa committed 13 turnovers before the break and the Wildcats turned a number of those mistakes into easy baskets.

Haluska led Iowa in scoring with 18 points, hitting 5-13 field goals and 7-8 free throws. Haluska increased his career scoring total to 1,286, including 1,002 as a Hawkeye. After fighting foul problems in a loss to Alabama, Kurt Looby fought back against Villanova with 13 points and a team-high seven rebounds.

Freshman Tyler Smith, who earned a spot on the all-tournament team, added 12 points, three rebounds and two steals and Tony Freeman added five assists.

SUN DEVILS DEFEAT SAN JOSE STATE

Arizona State stopped a two-game losing streak Tuesday with a 64-52 home win over San Jose State. The Sun Devils outscored the visitors by a 34-23 margin in the second half after leading by just one, 30-29, at halftime.

ASU shot 50% from the field in the second half and 45.8% for the game. ASU held San Jose State to just 38.9% shooting and forced 16 turnovers.

The Sun Devils featured a balanced scoring attack, as four players scored in double figures. Freshman guard Christian Polk came off the bench to collect 14 points and five assists. Sophomore Jeff Pendergraph added 12 points and 12 rebounds, reserve Sylvester Seay added 11 points and guard Jerren Shipp also had 11. ASU's reserves scored 34 of the 64 points.

COMPARING THE STATS

	Iowa (2-2)	ASU (2-2)
Scoring	68.2	67.8
Scoring Defense	69.8	62.5
FG%	.424	.447
FG% Defense	.434	.444
FT%	.761	.583
3-PT FG%	.325	.316
3-PT FG% Defense	.386	.344
Rebound Margin	+ 3.5	+2.3
Assists	15.5	17.3
TO Margin	-1.0	+3.5
Steals Margin	-1.5	-0.3

HENDERSON OUT OF ACTION DUE TO INJURY

Senior guard Mike Henderson is expected to be out of action for three to six weeks after suffering a hand injury in practice on Oct. 30. Henderson suffered a fracture to the pinkie finger on his right hand and underwent surgery two days later.

Henderson (6-3, 200), a Waterloo, IA native, started all 34 games a year ago. He averaged 7.6 points and 3.9 rebounds per outing while shooting 46.4% from three-point range. He earned the team "Most Improved Award" at the conclusion of the season.

Big Ten Standings

	Big Ten			All Games		
	W	L	PCT	W	L	PCT
Michigan	0	0	.000	6	0	1.000
Ohio State	0	0	.000	5	0	1.000
Illinois	0	0	.000	5	0	1.000
Wisconsin	0	0	.000	4	0	1.000
Michigan State	0	0	.000	5	1	.833
Indiana	0	0	.000	3	1	.750
Penn State	0	0	.000	3	1	.750
Purdue	0	0	.000	3	1	.750
Iowa	0	0	.000	2	2	.500
Minnesota	0	0	.000	2	2	.500
Northwestern	0	0	.000	2	2	.500

Friday, November 24

Miami, OH vs. Illinois (Hoffman Estates, IL)
 Indiana in NIT Season Tip Off
 Minnesota in Old Spice Classic (Orlando, FL)
 Youngstown State at Ohio State (Nationwide Arena)
 Missouri State vs. Wisconsin (South Padre Island)

Saturday, November 25

Iowa at Arizona State, 8:35 p.m. CT
 Bradley/Rutgers at Illinois (Hoffman Estates, IL)
 Maryland-Baltimore County at Michigan
 Oakland at Michigan State
 North Florida at Northwestern
 St. Joseph's at Penn State
 Wisconsin at South Padre Island Invitational

Sunday, November 26

Minnesota in Old Spice Classic (Orlando, FL)

Monday, November 27

Michigan at North Carolina State

Tuesday, November 28

Maryland at Illinois
 Indiana at Duke
 Miami, FL at Northwestern
 Penn State at Georgia Tech
 Florida State at Wisconsin

Wednesday, November 29

Iowa at Virginia Tech, 6:05 p.m. CT, ESPNU
 Michigan State at Boston College
 Clemson at Minnesota
 Ohio State at North Carolina
 Virginia at Purdue

Friday, December 1

Texas-Pan American at Iowa, 8:11 p.m., ESPN Plus

As a junior Henderson scored in double figures in 11 games. He matched a career-high with 17 points in a win at Purdue and scored 16 points vs. Michigan State in the Big Ten Tournament and in a home win over Penn State. Henderson added 15 points and seven rebounds in an early season win over ninth-ranked Kentucky as Iowa was 11-0 when he scored in double figures.

HALUSKA NAMED CAPTAIN

Senior Adam Haluska will serve as Iowa's 2006-07 team captain. Haluska is a native of Carroll, IA who has started every game for the Hawkeyes over the past three seasons. A year ago he earned third team all-Big Ten recognition.

Haluska averaged 13.9 points and 4.7 rebounds last season. He has scored 1,286 career points, including 1,002 with the Hawkeyes. He was named to the Guardians Classic all-tournament team a year ago and was an all-tournament selection in Iowa's Hawkeye Challenge.

PRE-SEASON HONORS FOR HALUSKA

Senior guard Adam Haluska has earned pre-season recognition for his action on and off the floor. Following are Haluska's pre-season honors:

- Named the recipient of the 2006-07 Anson Mount Scholar/Athlete Award. The award is presented by Playboy Magazine and recognizes a student-athlete who excels in the classroom and on the court. The magazine will donate \$5,000 to the University of Iowa general scholarship fund.
- Named to pre-season all-Big Ten team, as selected by vote of media representatives attending Big Ten Conference Basketball Media Day.
- One of 50 players named to the pre-season Watch List for the John R. Wooden all-America team.
- One of 50 players named to the pre-season Watch List for the Naismith Award, which goes each year to the national Player of the Year.

Haluska earned academic all-America honors last season and is a two-time academic all-Big Ten honoree. He earned third team all-Big Ten honors a year ago after averaging 13.9 points and 4.7 rebounds per game. He ranks among Iowa's career leaders in three-point field goals and three point attempts:

Three-Point Field Goals

1. 262, Jeff Horner, 2003-06
2. 226, Chris Kingsbury, 1994-96
3. 214, Kent McCausland, 1996-99
4. 193, Brody Boyd, 2001-04
5. 161, Dean Oliver, 1998-01
6. 139, Luke Recker, 2001-02
7. 136, B.J. Armstrong, 1986-89
8. **131, Adam Haluska, 2005-pr.**
- 131, Jeff Moe, 1985-88
10. 121, Jim Bartels, 1991-95

Three-Point Field Goal Attempts

1. 713, Jeff Horner, 2003-06
2. 645, Chris Kingsbury, 1994-96
4. 544, Brody Boyd, 2001-04
3. 472, Kent McCausland, 1996-99
5. 465, Dean Oliver, 1998-01
6. 374, James Moses, 1989-92
7. **368, Adam Haluska, 2005-pr.**
8. 332, Luke Recker, 2001-02
10. 324, Jim Bartels, 1991-95
10. 321, Jess Settles, 1994-99

REACHING DOUBLE FIGURES

Following are Iowa's number of double figure games in scoring and rebounding, both for the 2006-07 season and for their career:

	Points		Rebounds	
	'06-07	Career	'06-07	Career
Tony Freeman	1	2	0	0
Seth Gorney	3	4	0	0
Adam Haluska	3	72	1	1
Mike Henderson	11	14	0	0
Kurt Looby	2	2	1	1
Tyler Smith	3	3	0	0
Cyrus Tate	1	1	0	0

THE HAWKEYE ROSTER

The Iowa roster includes 14 players. One of those players, David Palmer, will redshirt as a transfer from another Division I program. The squad includes two seniors, three juniors, six sophomores and three freshmen. Nine of the players are in their first year with the Iowa program.

Along with the four Iowans on the roster, there are two players from Illinois, Indiana and Tennessee and one from California, Ohio and Texas and St. John's, Antigua.

THE RETURNING CAST

Iowa returns two starters and five lettermen from 2006. The returning starters include seniors Adam Haluska and Mike Henderson, who each started all 34 games last season. Haluska was a third team all-Big Ten selection and an academic all-American.

With just five players returning from a year ago, Iowa returns 38.8% of its scoring, 27.9% of its rebounding, 40.8% of its assists and 41.8% of its steals. Iowa's returning players shot 42.9% from the field, 34.9% from three-point range and 77.4% from the free throw line.

HALUSKA OVER 1,000 POINTS

Guard Adam Haluska heads into his final season as Iowa's most honored player, both on the court and off. Along with earning third team all-Big Ten honors a year ago, Haluska is a two-time academic all-Big Ten honoree and a year ago he was recognized as an academic all-American.

Haluska has earned the Chris Street Award, one of the top Iowa team awards presented at the end of each season, in each of the past two years. Last season he was also named to the NABC District 12 all-District second team and he was a member of the all-tournament team in both the Hawkeye Challenge and the Guardians Classic.

Haluska surpassed 1,000 career points with his career-high 29-point performance in a win at Penn State last season. He has 1,286 points in his career, with 1,002 of those coming with the Hawkeyes. His 185 three-point field goals attempts last season rank sixth best at Iowa. He ranks eighth in career three-point field goals (131) and seventh in career attempts (368).

Haluska began the season with 29 points in the win over The Citadel, matching his career high. He also added five rebounds and six assists. He added 10 points and five rebounds in the win over Toledo and 18 points vs. Villanova. Haluska increased his consecutive free throw streak to 21 (including three last season) before missing his final attempt vs. Villanova.

He scored in double figures in 27 of 34 games a year ago and was named co-Big Ten Player of the Week for his play in wins over Indiana and Ohio State. He averaged 13.9 points and 4.7 rebounds and led Iowa in steals in 11 games.

Haluska has started all 102 games he has played in his career. His consecutive starts streak ranks 10th longest among all Division I players, according to STATS -- Chicago.

HENDERSON NUMBERS IMPROVED

Guard Mike Henderson played a key role in Iowa's 2006 success, improving his numbers in several categories from his sophomore season while earning the team "Most Improved Award". Henderson matched his career scoring high with 17 points in the win at Purdue. Henderson led Iowa in a home win over Penn State, collecting 16 points while connecting on 6-7 field goals and 3-4 free throws.

Henderson averaged 7.6 points and 3.9 rebounds per outing, improving his shooting to 48.7%. In Big Ten games only, he ranked sixth in league field goal percentage (54.9%). Henderson scored in double figures in 11 games after scoring 10 or more points just three times in his first two seasons.

SMITH STEPS FORWARD IN PARADISE

Freshman Tyler Smith, who had just two points in his first college game, led Iowa with 28 points in the win over Toledo. Smith connected on 11-17 field goal attempts and 5-8 free throws. He also led Iowa with five assists and collected six rebounds in 32 minutes of action.

Smith had another solid outing in the loss to Alabama, collecting 19 points, six rebounds, four assists and two steals in 37 minutes. Against Villanova, he added 12 points and three rebounds. He was named to the Paradise Jam all-tournament team and through four games is averaging 15.3 points, 3.8 rebounds and three assists per game, shooting 54.5% from the field.

FREEMAN SOLID AT THE POINT

Guard Tony Freeman had a solid first season with the Hawkeyes a year ago and played well in Iowa's opening win. Freeman had a career high 11 assists and six rebounds in the opening game of the season. He added a career-best eight rebounds in the win over Toledo and added 16 points, four rebounds and three assists against Alabama. He led Iowa with five assists vs. Villanova.

Freeman, last season, played in 33 of 34 games, with four starts in the non-conference season. Freeman averaged 3.4 points and 1.3 rebounds and collected 53 assists and 19 steals. He is averaging eight points, 4.8 rebounds and 5.5 assists per game through four games.

Hawkeyes Add Three Recruits

Iowa basketball has signed three recruits, all high school seniors, to join the program next season.

Those players include guard Dairese Gary from Concord HS in Elkhart, IN, forward Jake Kelly from Carmel HS in Carmel, IN and forward Jarryd Cole from Winnetonka HS in Kansas City, MO.

Gary (6-1, 205) has been in the starting line-up at Concord since his freshman season. As a junior, he averaged 22.3 points, four rebounds and two assists per game and was team captain. He has scored 896 career points heading into his final season after averaging 11 points a game as a sophomore.

Gary was a unanimous first team all-conference selection in the Northern Lakes Conference after earning honorable mention recognition as a sophomore. He was named to all-area and all-sectional teams and selected to the Indiana Junior All-Stars.

Gary helped a veteran Concord team post a 22-2 record his sophomore season, winning the sectional title. With a young team a year ago Concord posted an 11-10 record. In summer action, Gary has played with the Indiana Elite AAU team each of the past three summers.

Cole (6-7, 240), a native of Gladstone, MO, averaged 19 points and 14 rebounds per game as a junior at Winnetonka HS and is regarded as a relentless rebounder. He attended Iowa's Elite Camp this summer and had a solid summer with his Kansas City area AAU team.

Kelly (6-5, 175) is considered to be an outstanding shooter. He averaged 11.3 points, 4.9 rebounds and 2.3 assists as a prep junior. He made a solid impression at the Adidas Superstar Camp last spring and continued to shine throughout the summer.

Kelly helped his prep team post a 17-7 mark a year ago, shooting 51.2% from the field, 35% from three-point range and 81.8% from the free throw line. He was a first team all-conference selection and was named to the Indiana Junior All-Stars. He has earned pre-season all-state recognition heading into his senior season.

Iowa has just two seniors on its 2006-07 roster in guards Adam Haluska and Mike Henderson.

LOOBY HITS THE BOARDS

After sitting out last season as a redshirt, junior Kurt Looby began to prove that his hard work from a year ago will pay dividends. Looby led Iowa with 14 rebounds in the win over The Citadel and added three blocked shots as well. After playing just two minutes in the first half against Toledo, he ended the game with 13 points and nine rebounds, all in the second half. Looby added 13 points, seven rebounds and three blocked shots in Iowa's most recent outing vs. Villanova. He leads Iowa in rebounding (8.0) and blocked shots (2.0) and is scoring 7.5 points per game.

He is a native of St. John's Antigua. His mother, Olivet, was able to visit the Virgin Islands last week to see her son play college basketball for the first time.

GORNEY ADDS TO THE MIDDLE

Junior center Seth Gorney started for the first time in his career against The Citadel and responded with 10 points, two rebounds and three steals, matching his career scoring high. Gorney hit 4-7 field goals and 2-2 free throws in 25 minutes. Gorney added 10 points (4-6 FGs) and five rebounds vs. Toledo and he had 10 points and three assists in the loss to Alabama.

Last season Gorney had 10 points in an early season win over Maryland-Eastern Shore before scoring just 17 points the rest of the season while averaging four minutes per game. His 25 minutes of action in each of Iowa's first two games more than doubled his previous high (12 minutes vs. Penn State) and he played 28 minutes vs. Alabama.

TATE ON TARGET IN FIRST ACTION

Sophomore forward Cyrus Tate connected on 6-7 field goal attempts to score 13 points vs. The Citadel in his first action as a Hawkeyes. It was more of the same in Iowa's win over Toledo as Tate hit 3-5 field goals and 3-4 free throws, collecting nine points, seven rebounds and two steals in 18 minutes. He is shooting 68.8% from the field and averaging 6.8 points and 3.8 rebounds per game. Tate attended junior college one season before joining the Iowa program.

LEADING THE TEAM

Following is the number of times a player led Iowa in scoring, rebounding, assists and steals. If two or more players tied for the team lead, all have been credited for that game:

Player	Scoring	Rebounding	Assists	Steals
Tony Freeman			2	
Seth Gorney				2
Adam Haluska	2			
Kurt Looby		3		1
Tyler Smith	2	1	2	3

OFF THE BENCH

The Iowa reserves scored eight points and had five rebounds in the loss to Villanova, compared to 35 points and 14 rebounds for the Villanova reserves.

Iowa is 1-1 when the reserves outscore the opponent's reserves, 1-1 when the opponent reserves score more points and 0-0 when the reserve scoring is even.

Iowa is 1-1 when the Hawkeye reserves have more rebounds than the opponent reserves, 1-1 when the opponent reserves have more rebounds and 0-0 when the reserve rebounding is even. Following is a game-by-game comparison with opponents:

Opponent	Iowa		Opponent	
	Pts.	Rebs.	Pts.	Rebs.
The Citadel	19	8	35	9
Toledo	40	15	12	8
Alabama	11	10	2	6
Villanova	8	5	35	14
Totals	78	38	84	37
Average	19.5	9.5	21.0	9.4

On This Date

11/25 (4-3)

1978	* Kent State	W	111-76
1985	Arkansas-Little Rock#	W	108-99
1994	* Morgan State	W	126-79
1995	Duke	L	81-88
1996	California	L	59-75
1998	* Creighton	L	73-75
2004	* Drake	W	74-56

* - - at Iowa City

IOWA FROM THE FREE THROW LINE

Iowa has made over 80% of its free throws in one game and at least 70% of its free throws in three games, with a season-best 83.3% (5-6) vs. Alabama. Iowa has posted a 2-2 record when shooting at least 70% from the free throw line. Following is Iowa's won-loss breakdown based on free throw percentage:

Iowa FT%	W-L	Iowa FT%	W-L
50-60%	0-0	80-90%	0-1
60-70%	0-0	90-100%	0-0
70-80%	2-1		

STARTING LINE-UPS

Iowa has used two starting line-ups in the first four games. Following is Iowa's record by line-up, with the most recent starting unit in bold:

Looby, Gorney, Haluska, Freeman, Johnson (Citadel, Toledo)	2-0
Looby, Gorney, Smith, Haluska, Freeman (Alabama, Villanova)	0-2

IOWA SEEKS SEVENTH STRAIGHT

Iowa, in 2007, is seeking its seventh consecutive winning season. The current streak of six straight ranks as the second longest in the history of Iowa basketball. Iowa's record for consecutive winning seasons is seven, from 1950 through 1956. Pops Harrison, Bucky O'Connor and Rollie Williams all coached the Hawkeyes during those years. Only a 10-10 record in 1949 kept Iowa from 13 consecutive winning seasons (1944-56).

Harrison coached Iowa to five straight winning seasons from 1944-48, Lute Olson coached Iowa to winning seasons from 1979-83, George Raveling and Tom Davis combined to coach Iowa to winning seasons from 1985-89 and Davis coached Iowa to winning seasons from 1995-99. Iowa had five consecutive winning seasons on three occasions, 1979-83, 1985-89 and 1995-99.

Iowa is one of four Big Ten teams to post a winning record in each of the last six seasons, joining Illinois, Michigan State and Wisconsin. Iowa, in 2006, advanced to post-season play for the sixth straight season and returned to the NCAA Tournament for the second straight season.

IOWA VS. RANKED TEAMS

These are Iowa's most recent wins vs. nationally ranked opponents:

At Home: 59-44 over 25th-ranked Wisconsin, 3/4/06
On the Road: 70-67 over 21st-ranked Indiana, 2/11/06
Neutral Court: 67-60 over 7th-ranked Ohio State, 3/12/06
In semi-finals of Big Ten Tournament

IOWA VS. RANKED FOES

Steve Alford has posted a 28-35 record against ranked opponents as Iowa's head coach, including a 10-4 mark in 2005-06. Iowa has played one ranked opponent this season, dropping a 72-60 decision to 10th-ranked Alabama.

The Hawkeyes, last season, defeated seventh-ranked Kentucky (67-63), 21st-ranked North Carolina State (45-42), sixth-ranked Illinois (63-48), 11th-ranked Indiana (73-60), 16th-ranked Ohio State (67-62), 20th-ranked Michigan (94-66), 21st-ranked Indiana (70-67), 16th-ranked Michigan State (66-54), 25th-ranked Wisconsin (59-44) and seventh-ranked Ohio State (67-62). Iowa dropped a 68-59 decision to second-ranked Texas, fell 66-52 at 24th-ranked Wisconsin, was defeated 85-55 at 11th-ranked Michigan State and lost at eighth-ranked Illinois, 71-59.

Alford's Hawkeye teams are 9-15 when playing teams ranked in the top 10, including wins over top-ranked Connecticut (70-68 in 1999-00), second-ranked Missouri (83-65 in 2001-02), fifth-ranked Ohio State (67-64 in 1999-00), sixth-ranked Illinois (63-48 in 2006), seventh-ranked Ohio State (67-60 in 2005-06), seventh-ranked Kentucky (67-63 in 2005-06), seventh-ranked Illinois (78-62 in 2000-01), eighth-ranked Illinois (68-61 in 2002-03) and 10th-ranked Michigan State (71-69 in 2005).

The 15 losses to top 10 teams have been three times to No. 1 (Duke, 2001-02 and Illinois twice in 2004-05), once to second-ranked (Texas, 2005-06), once to third-ranked (Illinois, 2000-01), twice to fourth-ranked (Michigan State, 1999-00 and 2000-01), twice to fifth-ranked (Tennessee, 2000-01 and Missouri, 2001-02), once to eighth-ranked Illinois, 2005-06), once to ninth-ranked (Kentucky, 2000-01) and four times to 10th-ranked (Michigan State, 2000, Illinois, 2002, Michigan State, 2005 and Alabama, 2006-07).

In the 63 games against ranked teams, Alford and his Iowa team are 13-9 in home games, 11-12 at neutral sites and 4-14 when playing ranked teams in their home arena.

IOWA PROGRAM REACHES 1,400 WINS

The Iowa basketball program reached 1,400 wins (now at 1,423) with a 79-46 victory over Texas-San Antonio on Nov. 26, 2005. Iowa is one of 37 NCAA Division I programs with as many as 1,400 wins. Iowa's basketball history includes 72 winning seasons and 24 years in which the Hawkeyes have won 20 or more games. Iowa (with 22) is one of 31 programs to earn more than 20 invitations into the NCAA Tournament.

Hy-Vee Cy-Hawk Series

Iowa currently leads the third annual Hy-Vee Cy-Hawk Series 5-2. Iowa was victorious in women's soccer (1-0, OT) and football (27-17), while Iowa State won volleyball (3-2).

The University of Iowa captured the inaugural Cy-Hawk Series in 2005 registering a 13-8 margin of victory. Iowa State evened the competition with its 13-8 triumph in 2006.

The nine-sport series awards two points (except football, which is worth three) to the winning school in each head-to-head match-up between the two institutions. Additionally, two points are awarded to an institution if the graduation rate of its student-athletes is greater than the national average as reported each fall by the NCAA. Iowa has earned the academic points in both 2005 and 2006, whereas Iowa State has failed to earn the extra points. Iowa garnered a 69 percent graduation rate in 2005, which was seven points higher than the national average of 62 percent.

For the first time in three years, volleyball was added to the competitive slate between the two schools. A new total of 21 points is up for grabs in 2006-07.

A commemorative Hy-Vee Cy-Hawk Series Cup, which stands 31 inches tall and weighs 19 pounds, is displayed on the winning team's campus for an entire year after a victory. Replica cups are also presented as "traveling trophies" for individual victorious teams in the head-to-head competition.

Here is the Hy-Vee Cy-Hawk Series schedule for 2006-07:

Date	Event	Site/Result
8/26	Volleyball (2 points)	L, 3-2
9/12	Soccer (2 points)	W, 1-0 (OT)
9/16	Football (3 points)	W, 27-17
11/30	Women's Basketball (2 points)	Iowa City
12/3	Wrestling (2 points)	Iowa City
12/8	Men's Basketball (2 points)	Iowa City
12/8	Women's Swim & Diving (2 points)	Iowa City
3/4	Women's Gymnastics (2 points)	Iowa City
3/23	Women's Gymnastics (2 points)	Ames
4/3	Softball (2 points)	Iowa City

Academic Opportunities

Two points for an institution if the student-athlete graduation rate for all student-athletes is greater than the national average for all student-athletes, according to the annual graduation rate report issued each September/October by the NCAA.

ANOTHER STRONG SCHEDULE

Playing five of its first six games on the road, Iowa again faces a demanding schedule in 2006-07. After opening the season at home, Iowa participated in the Paradise Jam, defeating Toledo before falling to Alabama and Villanova.

Iowa also plays at Arizona State in November and plays at Virginia Tech as part of the ACC/Big Ten Challenge. The in-state series includes home dates with Northern Iowa and Iowa State and a visit to Drake before Big Ten play begins in January.

Alabama was ranked 10th at the time of its win over Iowa, while Villanova and Virginia Tech are listed among teams receiving votes in the early season rankings.

Iowa will play 17 regular season games against teams that advanced to post-season play a year ago. That includes two games vs. Illinois (NCAA), Indiana (NCAA), Michigan State (NCAA) Wisconsin (NCAA), Penn State (NIT) and Minnesota (NIT) and single games vs. Northern Iowa (NCAA), Ohio State (NCAA) and Michigan (NIT) Alabama (NCAA) and Villanova (NCAA).

IOWA ON THE TUBE

Nearly every Iowa game throughout the 2006-07 season will be televised, with the only exception being the first round of the Paradise Jam in November. Fox Sports will televise the semi-finals, third place game and championship game of the eight-team tournament.

The majority of Iowa’s non-conference games will be televised on ESPN Regional. Games at Drake and Virginia Tech will be aired on ESPNU and the contest at Arizona State can be seen on Fox Sports.

During the Big Ten season, Iowa games vs. Michigan State, Indiana (twice), at Wisconsin and at Penn State will be televised on ESPN. Iowa’s home game with Wisconsin can be seen on CBS and the home finale against Illinois could appear on either CBS or ESPN. All other conference games will be on ESPN Regional, while several conference games will be televised throughout the Big Ten Conference viewing area as part of the Big Ten regional network agreement with ESPN.

IOWA SCHEDULE NOTES

- Iowa has reached the title game in 11 of 13 in-season tournaments under Coach Steve Alford. The Hawkeyes have won their own Hawkeye Challenge in each of the seven years. Iowa was second in the Guardians Classic in both 2002 and 2006, second in the Maui Invitational in 2005 and second in the IKON Coaches vs. Cancer Classic in 2000. In the only events Iowa did not advance to the title game, the Hawkeyes placed third in the Rainbow Classic in 2001 and lost in the semi-finals of the 2006 Paradise Jam. Under Alford, Iowa is 26-7 while playing in tournament events during the season, plus 13-5 in the Big Ten Tournament and a combined 3-6 in the NIT and NCAA tournaments.
- Iowa is slated to play two schools which are headed by former University of Iowa presidents. Mary Sue Coleman is the President at the University of Michigan and David Skorton at Cornell University.
- Herb Sendek, the first year coach at Arizona State, was the head coach at North Carolina State a year ago when the Hawkeyes defeated the Wolfpack 45-42 in Iowa City as part of the ACC/Big Ten Challenge.
- Seth Greenberg, now the head coach at Virginia Tech, was the head coach at Long Beach State when Iowa defeated the Forty-Niners 101-79 in the finals of the 1993 Hawkeye Challenge.

IOWA HAS STRONG FINISH

Following is a list of Iowa’s accomplishments in 2006:

- Posted 25 wins, which ranks as the second highest total in school history. The Hawkeyes won 30 games in 1987 and 24 games in 1988. The 22 regular season wins tie as the second most in school history. The Hawkeyes won 27 regular season games in 1987 and 22 in both 1988 and 1989.
- Posted 10 wins in 14 games against top 25 teams. Iowa was 3-2 against top 10 teams.

- Prior to tournament play, Iowa was the only Division I team in the nation to record 10 wins against teams that were ranked in the top 25 at the time of the game.
- Posted 11 Big Ten wins, the most for an Iowa team since the 1996-97 team won 12 conference games. The 11 Big Ten wins are the most for Iowa since the Big Ten went to a 16-game league schedule in 1998.
- Won the Big Ten Conference Tournament with three straight wins. Iowa also won the event in 2001 and was second in 2002. Iowa is one of three teams with two tournament titles and Coach Steve Alford is the only Big Ten coach to take three teams to the championship game.
- Earned a tie for second place in the regular season standings. Iowa had not placed as high as second in the regular season since earning a tie for second with a 12-6 record in 1997.
- Earned a third seed in the NCAA Tournament. The three seed is the highest since the Hawkeyes were seeded second in the 1987 event. Iowa was also a three seed in 1981.
- Earned the No. two seed in the Big Ten Tournament. Iowa’s previous best seed in the event was fourth in 2004.
- Advanced to the title game of the Big Ten Conference Tournament for the third time since 2001.
- Defeated seven top 25 opponents in Carver-Hawkeye Arena. Iowa set school records for home wins and total wins over ranked opponents last season.
- Completed its first-ever undefeated home season in Carver-Hawkeye Arena, which opened in 1983, and its first undefeated home season since 1966.
- Completed the seventh season in history with a perfect home record. Iowa was also undefeated at home in 1902 (3-0), 1926 (9-0), 1945 (11-0), 1948 (12-0), 1950 (6-0) and 1966 (12-0).
- Established a school record 17 home wins in one season. The previous record of 16 was established in 1985.
- Improved its overall home winning streak to 18 games, a streak that ranks longest in the Big Ten and fourth best in the nation.

IOWA’S STATISTICAL COMPARISONS IN 2006

	All Games	Big Ten	Home Games	Away Games	IA Wins	IA Losses
Record	25-9	11-5	17-0	8-9	25-0	0-9
Pts	66.3	66.6	70.2	62.4	69.4	57.8
Opp. Pts	58.9	62.6	52.7	65.1	55.4	68.7
FG%	.431	.436	.452	.409	.451	.374
FG Def.	.380	.405	.344	.418	.357	.448
3-PT%	.335	.346	.318	.352	.351	.291
3-pt. Def.	.318	.348	.294	.341	.294	.387
FT%	.710	.706	.718	.701	.707	.718
REB	37.8	36.3	41.1	34.5	38.9	34.8
AST	14.8	14.6	16.9	12.6	15.9	11.6
TO	14.9	14.3	15.5	14.3	14.8	15.0
STL	6.6	6.3	7.9	5.3	7.5	4.2
BLK	4.9	4.4	5.4	4.5	5.3	3.9

NO THREE-POINTERS

Since the three-point shot became part of the college game, Iowa has played 14 games in which it has failed to make a three-point attempt. Iowa had made at least one three-point basket in 53 straight games before missing all five attempts in a 71-61 home win over Purdue in 2004. The five three-point attempts are the fewest attempted by a Steve Alford team at Iowa. Iowa’s current streak includes at least one three-point basket in 91 straight games.

Following is a list of games in which Iowa did not make a three-point basket (11-3 record). During the 1982-83 season, when the three-point shot was first added, the number of three-point attempts in some games is unavailable.

Date	Opponent	3-pt.	Result
1/7/04	Purdue	0-5	W, 71-61
2/13/02	Penn State	0-9	L, 65-71
12/8/92	Northern Iowa	0-5	W, 64-44
12/6/91	Army	0-8	W, 74-39
12/12/88	Jackson State	0-3	W, 86-71
12/19/87	Iowa State	0-7	L, 100-102
2/10/83	Purdue	0-1	W, 55-46
12/29/82	Seton Hall	0	W, 85-63
12/28/82	James Madison	0	W, 55-47
12/18/82	UCLA	0	L, 66-75
12/11/82	Southern Cal	0	W, 66-55
12/8/82	Marquette	0	W, 87-66
12/3/82	Navy	0	W, 76-65
11/27/82	Brigham Young	0	W, 91-80

IOWA'S HAWKEYE CHALLENGE

Iowa will once again host its own Hawkeye Challenge on Friday and Saturday, Dec. 1-2. Iowa will meet Texas-Pan American in the second game on Friday, following the opening game that pits Coppin State against LaSalle.

LaSalle is making its third appearance in the tournament after placing second in 1996 and fourth in 2001. Texas-Pan American finished fourth in 1992 in its only appearance in the event and Coppin State is taking part in the tournament for the first time. Coppin State played in Iowa City during the 1998-99 season.

IOWA AT NEUTRAL SITES

Iowa is 1-2 in neutral site games this season, with all three games in the Paradise Jam. Iowa's three games in the Paradise Jam are the only neutral site games for the Hawkeyes prior to the 2007 Big Ten Tournament at the United Center in Chicago.

Iowa played six neutral site games in 2005-06, posting a 4-2 record. The Hawkeyes split neutral site games in the Guardians Classic, defeating ninth-ranked Kentucky in the semi-finals before falling to second-ranked Texas in the title game.

Iowa won three straight neutral site games at Conseco Fieldhouse in Indianapolis to claim the 2006 Big Ten Tournament title before falling in the first round of the NCAA Tournament at The Palace of Auburn Hills in Auburn Hills, MI.

IOWA IN TOURNAMENT PLAY

Iowa has fared well while taking part in regular-season tournaments over the past 24 years. In that time Iowa has won the Great Alaska Shootout (1986-87), the Cal-Irvine Anteatr Classic (1986-87), the Maui Classic (1987-88), the San Juan Thanksgiving Shootout (1992-93), the San Juan Christmas Shootout (1997-98), the Big Ten Conference Tournament in 2001 and 2006 and its own invitational 23 times.

In addition, Iowa was runner-up in the 1985-86 Far West Classic, the 1987-88 All-College Tournament, the 1988-89 Chaminade Classic, the 1991-92 Tampa Tribune Holiday Invitational, the 1994-95 Rainbow Classic, the 1995-96 Great Alaska Shootout, the 1999-00 Coaches vs. Cancer Classic, the 2001-02 Guardians Classic, the 2005-06 Guardians Classic, the 2002 Big Ten Conference Tournament and the 2004 Maui Invitational.

IOWA IN THE NCAA TOURNAMENT

Iowa made its 22nd appearance in the NCAA Tournament in 2006, falling to Northwestern State in the opening round at The Palace of Auburn Hills. Iowa earned the Big Ten Conference's automatic bid by virtue of claiming the league's tournament title.

The Hawkeyes hold an overall record of 27-24 in the tournament, advancing to the Final Four in 1955 (fourth), 1956 (second) and 1980 (fourth). Iowa reached the regional championship in 1987 and lost in the regional semi-final in 1988 and 1999.

COACH ALFORD WITH THE MEDIA

Following is a list of dates for basketball news conferences and tele-conferences with Steve Alford.

The news conferences will be held in the Press Room at Carver-Hawkeye Arena, beginning at 11 a.m. Selected players will be available for interviews following the sessions with Coach Alford.

Please be aware that dates and times of the news conferences during finals week and winter break (Dec. 11-Jan. 15) may change due to finals schedule and practice times. Iowa's practice schedule during the second semester will change, thus changing the times for the media sessions with Coach Alford and players. Following are the news conference dates:

November	Mon, 27th			
December	Mon, 4th	Thu, 14th	Tue, 19th	
January	Wed, 3rd	Mon, 8th	Mon, 22nd	
February	Mon, 5th	Mon, 12th	Mon, 19th	Mon, 26th
March	Mon, 5th			

IN-SEASON TELE-CONFERENCES

Following is a list of tele-conference dates with Coach Steve Alford. Each call will begin at 1:30 p.m. CT. Members of the media need to contact the UI Sports Information office for the dial in number and other details. Here are the tele-conference dates:

November	Fri, 24th	Thu, 30th		
December	Thu, 7th	Fri, 22nd	Thu, 28th	
January	Fri, 12th	Mon, 15th	Fri, 19th	Fri, 26th Mon, 29th
February	Fri, 2nd	Fri, 9th	Fri, 16th	
March	Fri, 2nd			

Coach Alford will also be available on the Big Ten tele-conference calls, which take place each Monday during the Big Ten season. More details on the Big Ten time schedule will be available at a later date.

BIG TEN TELE-CONFERENCES

The Big Ten Conference office has scheduled tele-conferences with men's basketball coaches each week during the Big Ten portion of the 2006-07 season. A non-conference review call will be held December 11 and the weekly calls will begin January 8.

The tele-conferences are held each Monday from 9-11 a.m. CT and are scheduled through March 5. The calls will be available for play-back for 24 hours.

Contact the Big Ten office or the Iowa Sports Information office for the tele-conference and play-back phone numbers. Following is the coaches order of appearance:

9:00	Kelvin Sampson, Indiana	10:-00	Tom Izzo, Michigan State
9:10	Steve Alford, Iowa	10:10	Bo Ryan, Wisconsin
9:20	Dan Monson, Minnesota	10:20	Tommy Amaker, Michigan
9:30	Bill Carmody, Northwestern	10:30	Thad Matta, Ohio State
9:40	Ed DeChellis, Penn State	10:40	Bruce Weber, Illinois
9:50	Matt Painter, Purdue	10:50	Player of the Week

IOWA INTRODUCES SOLDIERS FIRST PROGRAM

Coach Steve Alford and the Iowa Hawkeyes have introduced a new program that thanks active members of the U.S. Military for their service to the country by providing them the opportunity to enjoy a home game of the Iowa Hawkeyes with their family and/or friends.

The "Soldiers First" program offers five men or women who are on "active duty" with any branch of the U.S. Military the opportunity to cheer Alford's 2006-07 Iowa squad with three guests.

Ticket requests will be filled on a first-come, first-served basis.

Eligible servicemen and servicewomen can call the UI Sports Marketing Office at (319) 335-9431 to learn more about the "Soldier's First" program. Information and a registration form are also on the home page for men's basketball at hawkeyesports.com, the official world wide web site of the Iowa Hawkeyes.

BASKETBALL TICKETS AVAILABLE

The following is information on Iowa basketball tickets.

Season tickets are available for 2006-07, including general public (\$300), UI faculty and staff (\$243) and UI students (\$85). Single game tickets are available for \$20 and \$25, depending on the date of the game. UI students can purchase single game tickets for \$15 on the day of the game, when available.

There are several options available for fans interested in purchasing tickets for selected games:

- A three-game package is available for \$57 that includes games vs. Northern Iowa, Michigan State and Indiana.
- The Big Ten mid-week package is available for \$68 and includes games vs. Michigan State, Penn State, Northwestern and Purdue.
- The Big Ten weekend package includes games vs. Minnesota, Wisconsin, Indiana and Illinois and is available for \$100.
- The pre-Big Ten season package includes both nights of the Hawkeye Challenge and games vs. Iowa State, Texas Southern and Cornell, for \$80.

- The Holiday Special package, which includes games vs. Cornell, Michigan State and Minnesota, is \$54.
- Tickets for the two nights of the Hawkeye Challenge are \$36.
- "Youth Basketball Nights" have been set for both nights of the Hawkeye Challenge and games vs. Georgia State, Texas Southern, Cornell, Penn State, Northwestern and Purdue. Tickets for students high school age or younger are \$10 for these games.
- Discounted tickets to select home games, earmarked for purchase by groups of 20 or more, are also available for purchase. For information about group ticket packages, fans should call the UI Sports Marketing Office at (319) 335-9431.

Fans interested in obtaining men's basketball tickets can do so at the UI Athletic Ticket Office, located in Carver-Hawkeye Arena, by calling the ticket office at 1-800-IA-HAWKS or by visiting the UI website at hawkeyesports.com.

HAWKEYES LOOKING FOR HEROES

Is there a hero among you, your friends, your family?

Coach Steve Alford and the Iowa Hawkeyes are looking for heroes, people who have gone above and beyond to help others.

"There are wonderful things being done each day in every community across the state of Iowa by outstanding people," said Hawkeye Coach Steve Alford. "Our basketball staff feels the "Heroes Among Us" program is an easy way to salute the friends and neighbors of ours who are making a difference in the lives of their friends and neighbors."

Nomination forms for the "Heroes Among Us" program are available online at hawkeyesports.com, the official web site of the Iowa Hawkeyes. Fans can print their nomination form by visiting the men's basketball home page and clicking on the "Heroes Among Us" line under the "Features" heading.

The UI will select one here to be saluted at each Hawkeye home game throughout the remainder of the season. The hero, and the individual who nominated them, will be provided pairs of tickets to the game and a \$10 gift certificate to the Official Iowa Hawk Shop. The hero will also be recognized when they are in attendance.

This marks the second year of the "Heroes Among Us" program, as 15 Iowans were recognized at home games a year ago.

HIGHLIGHTS AND SOUND BITES ON SATELLITE

Sound bites with coaches and athletes from Iowa's winter sports teams are available each Wednesday throughout the winter, beginning Nov. 29. The highlights will not be available on Dec. 27 and Jan. 3.

The video sound bites are available from 3:30-3:45 p.m. CT and include all winter sports, including men's and women's basketball and wrestling. The coordinates are satellite IN-TELSAT A-5 (C), transponder 15.

IOWA INFORMATION ON THE WEB

Iowa basketball information is available on the University of Iowa's web site, hawkeyesports.com. Once you have entered the web site, you may obtain biographical information on Iowa players and coaches, game notes, game stories and box scores from all games throughout the season, plus team and individual cumulative stats and a pdf version of Iowa's History and Record book.

Members of the media who wish to have this information forwarded via e-mail throughout the season may do so by contacting the Iowa Sports Information office with your e-mail address.

IOWA PHOTOS AVAILABLE

Up-to-date head shots of all Iowa players and coaches are available on the internet at pics.hawkeyebasketball.com. Contact the Iowa Sports Information office if you are in need of additional photos.

HIGH SPEED CONNECTIONS

For members of the media who cover Iowa home games on a regular basis, high speed connections are available, at no charge, in the media seating area of Carver-Hawkeye Arena. You are asked to provide your own Ethernet cord. A limited number of phone lines are also available.

Media covering Iowa basketball on a regular basis should have their own telephone line installed.

HALK TALK WITH STEVE ALFORD

Fans of the University of Iowa basketball program may join Iowa Coach Steve Alford and radio announcer Gary Dolphin each week during the season for the "Hawk Talk with Steve Alford" radio call-in show. The show takes place each week at Carlos O'Kelly's Mexican Café in Iowa City from 6 to 7:30 p.m.

The show will take place on the following dates: November 27; December 4, 11 and 18; January 8, 17, 22 and 29; February 5, 12, 19 and 28; March 5 and 12.

COMING UP NEXT

The Hawkeyes play at Virginia Tech Nov. 29 (6:05 p.m. CT, ESPNU) as part of the ACC/Big Ten Challenge. Iowa's next home contest is Friday, Dec. 1 against Texas-Pan American in the first round of the Hawkeye Challenge.

**3 - - Drew Adams, G, 6-1, 185, Sophomore, Bloomington, IN (Florida CC)*

- Two points and one rebound in win over The Citadel
- Played one season at Florida Community College
- Averaged 14 points and four assists per game
- Shot 40% from three point range and 84% from the free throw line
- Earned first team all-conference, all-area and all-sectional honors as a prep senior
- Holds school record for three-point percentage (49.5%) in a season and ranks second in career three-point percentage (44.5%)
- Ranks among top five in career free throw percentage (80%)
- Team captain and MVP as a senior
- Averaged 14 points and 2.5 assists as a senior, helping team post 17-4 overall record
- Member of AAU team that won six state championships and finished second in the nation.



Adams, Game-by-Game

Opp.	S	FG	3-PT	FT	O-D-RE	PF	TP	A	T	B	S	M
The Citadel	N	1-1	0-0	0-0	1-0-1	1	2	0	0	0	0	2
Toledo (n)					DNP							
Alabama (n)					DNP							
Villanova (n)	N	0-0	0-0	0-0	0-0-0	0	0	0	0	0	0	2
at AZ State												
at VA Tech												
TX-Pan Am.												
Hawkeye Challenge												
Northern IA												
IA State												
at Drake												
GA State												
TX Southern												
Cornell												
Mich. State												
at Illinois												
Minnesota												
at Indiana												
at Ohio State												
Penn State												
Wisconsin												
at Michigan												
Indiana												
at Minnesota												
at Wisconsin												
Northwestern												
at Mich. State												
Purdue												
at Penn State												
Illinois												
Big Ten Tournament												

Career Bests


Points: 2 vs. The Citadel, 11/13/06
Rebounds: 1 vs. The Citadel, 11/13/06
FGM: 1 vs. The Citadel, 11/13/06
FGA: 1 vs. The Citadel, 11/13/06
FTM:
FTA:
Assists:
Steals:
Blocks:
Minutes: 2, twice, last vs. Villanova, 11/20/06

Career Statistics

YEAR	G/GS	FG-A	PCT	3-PT	PCT	FT-A	PCT	O-D-RB	AVG	PF-DI	AS	TO	BK	ST	PTS	AVG
Fresh.	2/0	1-1	1.000	0-0	.000	0-0	.000	1-0-1	0.5	1-0	0	0	0	0	2	1.0

**4 - - J.R. Angle, G/F, 6-7, 200, Sophomore, Franklin, IN (Indian Creek HS)*

- Career-high five points vs. Villanova
- Three rebounds and one steal vs. Alabama in career-best 16 minutes
- Two points and two rebounds in win over The Citadel
- Six points and eight rebounds in Black and Gold Blowout
- Used redshirt and did not see action in 2005-06
- Saw action in 11 games in 2005, with no starts
- Two points against Cincinnati in 2005 NCAA Tournament
- Two points and two rebounds in win vs. Centenary
- Two rebounds in win at Drake
- Three points vs. North Carolina
- Three points and one rebound in win over Western Illinois



Angle, Game-by-Game

Opp.	S	FG	3-PT	FT	O-D-RE	PF	TP	A	T	B	S	M
The Citadel	N	1-2	0-0	0-0	1-1-2	0	2	0	0	0	0	7
Toledo (n)	N	0-1	0-0	0-0	0-1-1	1	0	0	1	0	0	7
Alabama (n)	N	0-2	0-0	0-0	2-1-3	2	0	0	2	0	1	16
Villanova (n)	N	2-2	1-1	0-0	0-0-0	1	5	0	0	0	0	4
at AZ State												
at VA Tech												
TX-Pan Am.												
Hawkeye Challenge												
Northern IA												
IA State												
at Drake												
GA State												
TX Southern												
Cornell												
Mich. State												
at Illinois												
Minnesota												
at Indiana												
at Ohio State												
Penn State												
Wisconsin												
at Michigan												
Indiana												
at Minnesota												
at Wisconsin												
Northwestern												
at Mich. State												
Purdue												
at Penn State												
Illinois												
Big Ten Tournament												

Career Bests

Points: 5 vs. Villanova, 11/20/06
Rebounds: 3 vs. Alabama, 11/19/06
FGM: 2 vs. Villanova, 11/20/06
FGA: 2, five times, last vs. Villanova, 11/20/06
FTM:
FTA:
Assists: 1 vs. Centenary, 12/3/04
Steals: 1 vs. Alabama, 11/19/06
Blocks:
Minutes: 16 vs. Alabama, 11/19/06

Career Statistics

YEAR	G/GS	FG-A	PCT	3-PT	PCT	FT-A	PCT	O-D-RB	AVG	PF-DI	AS	TO	BK	ST	PTS	AVG
Fresh.	11/0	4-11	.364	2-5	.400	0-0	.000	1-5-6	0.5	2-0	1	6	0	0	10	0.9
Soph.	4/0	3-7	.429	1-1	1.000	0-0	.000	3-3-6	1.5	4-0	0	3	0	1	7	1.8
Career	15/0	7-18	.389	3-6	.500	0-0	.000	4-8-12	0.8	6-0	1	9	0	1	17	1.1

15 - - Dan Bohall, G, 6-4, 193, Freshman, Sioux City, IA (East HS)

- One steal in win over The Citadel
- One rebound, one assist and one block in exhibition win over Buena Vista
- Six points in Black and Gold Blowout
- Used redshirt and did not see action in 2005-06
- Earned first team all-state honors as a junior and senior
- Two-time first team all-conference and all-district selection
- Named to all-Tournament team at state tournament after helping East place second in state as a senior
- Team captain and MVP as a junior and senior, helping team post 21-4 record in final season
- Averaged 21.6 points, 6.4 rebounds and 4.5 assists per game as a senior, shooting 56% from the field and 79% from the free throw line



Bohall, Game-by-Game

Opp.	S	FG	3-PT	FT	O-D-RE	PF	TP	A	T	B	S	M
The Citadel	N	0-1	0-0	0-0	0-0-0	1	0	0	0	0	1	2
Toledo (n)					DNP							
Alabama (n)	N	0-0	0-0	0-0	0-0-0	1	0	0	0	0	0	1
Villanova (n)	N	0-1	0-1	0-0	0-0-0	1	0	0	0	0	0	2
at AZ State												
at VA Tech												
TX-Pan Am.												
Hawkeye Challenge												
Northern IA												
IA State												
at Drake												
GA State												
TX Southern												
Cornell												
Mich. State												
at Illinois												
Minnesota												
at Indiana												
at Ohio State												
Penn State												
Wisconsin												
at Michigan												
Indiana												
at Minnesota												
at Wisconsin												
Northwestern												
at Mich. State												
Purdue												
at Penn State												
Illinois												
Big Ten Tournament												

Career Bests

- Points:**
- Rebounds:**
- FGM:**
- FGA:** 1, twice, last vs. Villanova, 11/20/06
- FTM:**
- FTA:**
- Assists:**
- Steals:** 1 vs. The Citadel, 11/13/06
- Blocks:**
- Minutes:** 2, twice, last vs. Villanova, 11/20/06

Career Statistics

YEAR	G/GS	FG-A	PCT	3-PT	PCT	FT-A	PCT	O-D-RB	AVG	PF-DI	AS	TO	BK	ST	PTS	AVG
Fresh.	3/0	0-2	.000	0-1	.000	0-0	.000	0-0-0	0.0	3-0	0	0	0	1	0	0.0

0 - - Josh Crawford, C, 6-10, 200, Freshman, Long Beach, CA (Wilson HS)

- One rebound and one assist vs. Villanova
- One rebound vs. Alabama
- One rebound in win over The Citadel
- Six points in Black and Gold Blowout
- Named to all-conference team as a senior
- Team captain and team MVP as a senior
- Averaged 13.3 points while shooting 49% from the field as a senior
- Averaged 7.7 rebounds and 4.6 blocked shots
- Led prep team in scoring, rebounding and blocked shots
- Ranked first in the conference in blocked shots (111 blocks) and was third in rebounding



Crawford, Game-by-Game

Opp.	S	FG	3-PT	FT	O-D-RE	PF	TP	A	T	B	S	M
The Citadel	N	0-0	0-0	0-0	0-1-1	0	0	0	0	0	0	1
Toledo (n)					DNP							
Alabama (n)	N	0-0	0-0	0-0	0-1-1	0	0	0	0	0	0	2
Villanova (n)	N	0-0	0-0	0-0	1-0-1	0	0	1	0	0	0	2
at AZ State												
at VA Tech												
TX-Pan Am.												
Hawkeye Challenge												
Northern IA												
IA State												
at Drake												
GA State												
TX Southern												
Cornell												
Mich. State												
at Illinois												
Minnesota												
at Indiana												
at Ohio State												
Penn State												
Wisconsin												
at Michigan												
Indiana												
at Minnesota												
at Wisconsin												
Northwestern												
at Mich. State												
Purdue												
at Penn State												
Illinois												
Big Ten Tournament												

Career Bests

- Points:**
- Rebounds:** 1, three times, last vs. Villanova, 11/20/06
- FGM:**
- FGA:**
- FTM:**
- FTA:**
- Assists:** 1 vs. Villanova, 11/20/06
- Steals:**
- Blocks:**
- Minutes:** 2, twice, last vs. Villanova, 11/20/06

Career Statistics

YEAR	G/GS	FG-A	PCT	3-PT	PCT	FT-A	PCT	O-D-RB	AVG	PF-DI	AS	TO	BK	ST	PTS	AVG
Fresh.	3/0	0-0	.000	0-0	.000	0-0	.000	1-2-2	1.0	0-0	1	0	0	0	0	0.0

**11 - - Tony Freeman, G, 6-1, 190, Sophomore, Maywood, IL (St. Joseph's HS)*

- Seven points and five assists vs. Villanova
- Career-high 16 points, four rebounds and three assists vs. Alabama
- Career-high eight rebounds and three assists in win over Toledo
- Career-highs with 11 assists and six rebounds, to go along with seven points, in win over The Citadel
- Seven points, four rebounds, seven assists and six steals in exhibition win over Buena Vista
- 15 points, five assists and two rebounds while seeing action for both teams in Black and Gold Blowout
- Averaged 3.4 points and 1.3 rebounds, while playing in 33 games and starting four times in 2006



Freeman, Game-by-Game

Opp.	S	FG	3-PT	FT	O-D-RE	PF	TP	A	T	B	S	M
The Citadel	Y	3-7	1-3	0-0	1-5-6	1	7	11	3	0	1	32
Toledo (n)	Y	0-5	0-2	2-2	0-8-8	1	2	3	8	0	1	33
Alabama (n)	Y	6-13	4-9	0-0	2-2-4	2	16	3	2	0	1	23
Villanova (n)	Y	2-6	2-4	1-3	0-1-1	3	7	5	4	0	0	31
at AZ State												
at VA Tech												
TX-Pan Am.												
Hawkeye Challenge												
Northern IA												
IA State												
at Drake												
GA State												
TX Southern												
Cornell												
Mich. State												
at Illinois												
Minnesota												
at Indiana												
at Ohio State												
Penn State												
Wisconsin												
at Michigan												
Indiana												
at Minnesota												
at Wisconsin												
Northwestern												
at Mich. State												
Purdue												
at Penn State												
Illinois												
Big Ten Tournament												

Career Bests

Points: 16 vs. Alabama, 11/19/06
Rebounds: 8 vs. Toledo, 11/17/06
FGM: 6 vs. Alabama, 11/19/06
FGA: 13 vs. Alabama, 11/19/06
FTM: 2, five times, last vs. Toledo, 11/17/06
FTA: 4, twice, last vs. Drake, 12/20/05
Assists: 11 vs. The Citadel, 11/13/06
Steals: 3, twice, last at Iowa State, 12/9/05
Blocks:
Minutes: 33 vs. Toledo, 11/17/06

Career Statistics

YEAR	G/GS	FG-A	PCT	3-PT	PCT	FT-A	PCT	O-D-RB	AVG	PF-DI	AS	TO	BK	ST	PTS	AVG
Fresh.	33/4	40-118	.339	21-69	.304	10-16	.625	8-34-42	1.3	42-1	53	55	0	19	111	3.4
Soph.	4/4	11-31	.355	7-18	.389	3-5	.600	3-16-19	4.8	7-0	22	17	0	3	32	8.0
Career	37/8	51-149	.342	28-87	.322	13-21	.619	11-50-61	1.6	49-1	75	72	0	22	143	3.9

****53 - - Seth Gorney, C, 7-0, 245, Junior, Vandalia, OH (Butler HS)**

- Tied career-high with 10 points vs. Alabama, along with three assists and two rebounds
- Tied a career-high with 10 points in win over Toledo, along with five rebounds
- Tied a career-high with 10 points, along with a career-high three steals, in win over The Citadel
- 10 points, 12 rebounds and two steals in exhibition win over Buena Vista
- 11 points, 16 rebounds and two steals while seeing action for both sides in Black and Gold Blowout
- Averaged 5.3 points and 5.8 rebounds on summer tour with Big Ten squad, helping team post 3-1 record in four game tour in Australia.
- Averaged 1.2 points and one rebound per game, playing in 22 games with no starts



Gorney, Game-by-Game

Opp.	S	FG	3-PT	FT	O-D-RE	PF	TP	A	T	B	S	M
The Citadel	Y	4-7	0-0	2-2	1-1-2	0	10	1	2	0	3	25
Toledo (n)	Y	4-6	0-0	2-2	2-3-5	3	10	0	0	1	0	25
Alabama (n)	Y	5-10	0-1	0-0	2-0-2	2	10	3	2	0	2	28
Villanova (n)	Y	1-3	0-0	0-0	1-0-1	2	2	0	0	0	0	14
at AZ State												
at VA Tech												
TX-Pan Am.												
Hawkeye Challenge												
Northern IA												
IA State												
at Drake												
GA State												
TX Southern												
Cornell												
Mich. State												
at Illinois												
Minnesota												
at Indiana												
at Ohio State												
Penn State												
Wisconsin												
at Michigan												
Indiana												
at Minnesota												
at Wisconsin												
Northwestern												
at Mich. State												
Purdue												
at Penn State												
Illinois												
Big Ten Tournament												

Career Bests


Points: 10, four times, last vs. Alabama, 11/19/06
Rebounds: 6 at Michigan State, 1/21/06
FGM: 5, twice, last vs. Alabama, 11/19/06
FGA: 10 vs. Alabama, 11/19/06
FTM: 2, twice, last vs. Toledo, 11/17/06
FTA: 2, twice, last vs. Toledo, 11/17/06
Assists: 3 vs. Alabama, 11/19/06
Steals: 3 vs. The Citadel, 11/13/06
Blocks: 1, four times, last vs. Toledo, 11/17/06
Minutes: 28 vs. Alabama, 11/19/06

Career Statistics

YEAR	G/GS	FG-A	PCT	3-PT	PCT	FT-A	PCT	O-D-RB	AVG	PF-DI	AS	TO	BK	ST	PTS	AVG
Fresh.	21/0	5-7	.714	0-0	.000	4-7	.571	8-14-22	1.0	15-0	3	5	1	5	14	0.7
Soph.	22/0	13-21	.619	0-0	.000	1-2	.500	5-17-22	1.0	13-0	3	5	2	1	27	1.2
Jun.	4/4	14-26	.538	0-1	.000	4-4	1.000	6-4-10	2.5	7-0	4	5	1	5	32	8.0
Career	47/4	32-54	.593	0-1	.000	9-13	.692	19-35-54	1.1	35-0	10	14	4	11	73	1.6

****1 - - Adam Haluska, G, 6-5, 210, Senior, Carroll, IA (Carroll HS)**

- 18 points and four rebounds vs. Villanova
10 points and five rebounds in win over Toledo
- Matched career-highs with 29 points and six assists, along with five rebounds, in win over The Citadel
- 15 points, four rebounds, three assists and three steals in exhibition win over Buena Vista
- Named to pre-season all-Big Ten team selected by league media
- Named to pre-season Watch List for John R. Wooden all-American team
- Recognized as recipient of 2006 Anson Mount Scholar/Athlete Award by Playboy Magazine, earning a \$5,000 donation to the UI general scholarship fund
- Has started all 102 games in his career, a streak that ranks 10th longest in the nation
- Career point total stands at 1,286, including 1,002 while at Iowa
- Third team all-Big Ten in 2006
- CoSIDA third team academic all-American
- Academic all-Big Ten in 2005 and 2006
- NABC District 12-all-District second team



Haluska, Game-by-Game

Opp.	S	FG	3-PT	FT	O-D-RE	PF	TP	A	T	B	S	M
The Citadel	Y	8-16	6-14	7-7	0-5-5	2	29	6	3	0	1	33
Toledo (n)	Y	2-15	2-8	4-4	1-4-5	3	10	2	5	0	0	38
Alabama (n)	Y	2-13	0-9	0-0	0-4-4	2	4	2	3	0	0	32
Villanova (n)	Y	5-13	1-3	7-8	0-4-4	2	18	1	5	1	1	27
at AZ State												
at VA Tech												
TX-Pan Am.												
Hawkeye Challenge												
Northern IA												
IA State												
at Drake												
GA State												
TX Southern												
Cornell												
Mich. State												
at Illinois												
Minnesota												
at Indiana												
at Ohio State												
Penn State												
Wisconsin												
at Michigan												
Indiana												
at Minnesota												
at Wisconsin												
Northwestern												
at Mich. State												
Purdue												
at Penn State												
Illinois												
Big Ten Tournament												

Career Bests

Points: 29, twice, last vs. The Citadel, 11/13/06
Rebounds: 11 vs. Arkansas-Pine Bluff, 12/8/02
FGM: 10 at Penn State, 2/26/05
FGA: 23 vs. Texas, 11/22/05
FTM: 11 vs. North Carolina, 11/24/04
FTA: 13 vs. North Carolina, 11/24/04
Assists: 6, twice, last vs. The Citadel, 11/13/06
Steals: 4 vs. Northwestern, 2/15/05
Blocks: 2, four times, last at Minnesota, 2/18/06
Minutes: 51 vs. Minnesota, 1/18/06

Career Statistics

YEAR	G/GS	FG-A	PCT	3-PT	PCT	FT-A	PCT	O-D-RB	AVG	PF-DI	AS	TO	BK	ST	PTS	AVG
*Fresh.	31/31	103-259	.398	40-119	.336	38-50	.760	21-91-112	3.6	83-2	30	39	13	23	284	9.2
Soph.	33/33	152-318	.478	58-149	.389	105-130	.808	25-106-131	4.0	75-3	52	46	9	35	467	14.2
Jun.	34/34	149-357	.417	64-185	.346	112-132	.848	21-138-159	4.7	61-1	78	68	6	36	474	13.9
Sen.	4/4	17-57	.298	9-34	.265	18-19	.947	1-17-18	4.5	9-0	11	16	1	2	61	15.3
Career	102/102	421-991	.425	171-487	.351	273-331	.825	68-352-420	4.1	228-6	171	169	29	96	1,286	12.6

* - - 2002-03 at Iowa State

*****35 - - Mike Henderson, G, 6-3, 200, Senior, Waterloo, IA (East HS)**

- Suffered fracture to right pinkie finger in practice on Oct. 31 and will miss 3-6 weeks
- 11 points, eight assists and four rebounds in Black and Gold Blowout
- Earned team Most Improved Award in 2006
- Averaged 7.6 points and 3.9 rebounds while starting all 34 games a year ago
- Shot 48.7% from the field, 46.4% from three-point range and 69.9% from the free throw line



Henderson, Game-by-Game

Opp.	S	FG	3-PT	FT	O-D-RE	PF	TP	A	T	B	S	M
The Citadel												INJ
Toledo (n)												INJ
Alabama (n)												INJ
Villanova (n)												INJ
at AZ State												INJ
at VA Tech												
TX-Pan Am.												
Hawkeye Challenge												
Northern IA												
IA State												
at Drake												
GA State												
TX Southern												
Cornell												
Mich. State												
at Illinois												
Minnesota												
at Indiana												
at Ohio State												
Penn State												
Wisconsin												
at Michigan												
Indiana												
at Minnesota												
at Wisconsin												
Northwestern												
at Mich. State												
Purdue												
at Penn State												
Illinois												
Big Ten Tournament												

Career Bests

Points:	17, twice, last at Purdue, 2/1/06
Rebounds:	8, twice, last vs. Illinois, 1/7/06
FGM:	7 at Purdue, 2/1/06
FGA:	11 vs. Robert Morris, 12/22/05
FTM:	7 vs. Kentucky, 11/21/05
FTA:	9 vs. Kentucky, 11/21/05
Assists:	6 vs. Robert Morris, 12/22/05
Steals:	5 at Michigan, 3/5/05
Blocks:	1, three times, last vs. Michigan State, 3/11/06
Minutes:	50 vs. Minnesota, 1/18/06

Career Statistics

YEAR	G/GS	FG-A	PCT	3-PT	PCT	FT-A	PCT	O-D-RB	AVG	PF-DI	AS	TO	BK	ST	PTS	AVG
Fresh.	10/0	11-29	.379	0-1	.000	10-19	.526	4-14-18	1.8	11-0	13	8	0	6	32	3.2
Soph.	33/14	59-144	.410	5-16	.313	40-61	.656	17-53-70	2.1	55-1	39	59	3	26	163	4.9
Jun.	34/34	91-187	.487	13-28	.464	65-93	.6999	41-93-134	3.9	53-0	68	78	5	38	260	7.6
Career	77/48	161-360	.447	18-45	.400	115-173	.665	62-160-222	2.9	119-1	120	145	8	70	455	5.9

24 - - Justin Johnson, G, 6-6, 190, Junior, Tyler, TX (Tyler CC)

- Six points, three assists and two rebounds vs. Alabama
- Three points and two rebounds in win over Toledo
- Six points and three rebounds in win over The Citadel
- 22 points (4-6 3pt FG's) and four rebounds in exhibition win over Buena Vista
- Seven points, seven rebounds and three assists while seeing action for both teams in Black and Gold Blowout
- Attended Tyler, TX Community College in his hometown
- Named as pre-season junior college all-American in the October, 2005 issue of *Basketball Times*, preceding his sophomore season
- Team captain as a sophomore when he averaged 15 points and eight rebounds



Johnson, Game-by-Game

Opp.	S	FG	3-PT	FT	O-D-RE	PF	TP	A	T	B	S	M
The Citadel	Y	2-7	2-7	0-0	1-2-3	1	6	0	3	0	0	31
Toledo (n)	Y	1-4	1-1	0-0	1-1-2	1	3	0	0	0	0	20
Alabama (n)	N	2-8	2-7	0-0	0-2-2	1	6	3	0	0	0	22
Villanova (n)	N	0-3	0-1	0-0	0-1-1	2	0	1	1	0	0	23
at AZ State												
at VA Tech												
TX-Pan Am.												
Hawkeye Challenge												
Northern IA												
IA State												
at Drake												
GA State												
TX Southern												
Cornell												
Mich. State												
at Illinois												
Minnesota												
at Indiana												
at Ohio State												
Penn State												
Wisconsin												
at Michigan												
Indiana												
at Minnesota												
at Wisconsin												
Northwestern												
at Mich. State												
Purdue												
at Penn State												
Illinois												
Big Ten Tournament												

Career Bests

Points: 6, twice, last vs. Alabama, 11/19/06
Rebounds: 3 vs. The Citadel, 11/13/06
FGM: 2, twice, last vs. Alabama, 11/19/06
FGA: 8 vs. Alabama, 11/19/06
FTM:
FTA:
Assists: 3 vs. Alabama, 11/19/06
Steals:
Blocks:
Minutes: 31 vs. The Citadel, 11/13/06

Career Statistics

YEAR	G/GS	FG-A	PCT	3-PT	PCT	FT-A	PCT	O-D-RB	AVG	PF-DI	AS	TO	BK	ST	PTS	AVG
Jun.	4/3	5-22	.227	5-16	.313	0-0	.000	2-6-8	2.0	5-0	4	4	0	0	15	3.8

52 - - Kurt Looby, F/C, 6-10, 210, Junior, St. John's, Antigua (Tyler, TX CC)

- 13 points (7-8 FTs), seven rebounds and three blocked shots vs. Villanova
- 13 points (5-9 FGs), nine rebounds and two assists in win over Toledo
- Four points, 14 rebounds and three blocks in win over The Citadel
- Nine points, seven rebounds and two blocks in exhibition win over Buena Vista
- 13 points, 13 rebounds and two blocked shots while playing for both teams in Black and Gold Blowout
- Used redshirt and did not see action in 2005-06



Career Bests

Points: 13, twice, last vs. Villanova, 11/20/06
Rebounds: 14 vs. The Citadel, 11/13/06
FGM: 5 vs. Toledo, 11/17/06
FGA: 9 vs. Toledo, 11/17/06
FTM: 7 vs. Villanova, 11/20/06
FTA: 8 vs. Villanova, 11/20/06
Assists: 2 vs. Toledo, 11/17/06
Steals: 1 vs. Villanova, 11/20/06
Blocks: 3, twice, last vs. Villanova, 11/20/06
Minutes: 30 vs. The Citadel, 11/20/06

Looby, Game-by-Game

Opp.	S	FG	3-PT	FT	O-D-RE	PF	TP	A	T	B	S	M
The Citadel	Y	2-6	0-0	0-2	1-13-14	1	4	1	1	3	0	27
Toledo (n)	Y	5-9	0-0	3-5	6-3-9	2	13	2	0	1	0	19
Alabama (n)	Y	0-0	0-0	0-0	0-2-2	4	0	2	0	1	2	19
Villanova (n)	Y	3-4	0-0	7-8	2-5-7	2	13	0	0	3	1	30
at AZ State												
at VA Tech												
TX-Pan Am.												
Hawkeye Challenge												
Northern IA												
IA State												
at Drake												
GA State												
TX Southern												
Cornell												
Mich. State												
at Illinois												
Minnesota												
at Indiana												
at Ohio State												
Penn State												
Wisconsin												
at Michigan												
Indiana												
at Minnesota												
at Wisconsin												
Northwestern												
at Mich. State												
Purdue												
at Penn State												
Illinois												
Big Ten Tournament												

Career Statistics

YEAR	G/GS	FG-A	PCT	3-PT	PCT	FT-A	PCT	O-D-RB	AVG	PF-DI	AS	TO	BK	ST	PTS	AVG
Jun.	4/4	10-19	.526	0-0	.000	10-15	.667	9-23-32	8.0	9-0	5	1	8	3	30	7.5

34 - - Tyler Smith, F, 6-7, 210, Freshman, Pulaski, TN (Hargrave Military Academy)

- 12 points, three rebounds and two steals vs. Villanova
- 19 points, six rebounds, four assists and two steals vs. Alabama
- 28 points (11-17 FGs), six rebounds and five assists in win over Toledo
- Two points and three assists in win over The Citadel
- 22 points, eight assists and three rebounds while seeing action for both teams in Black and Gold Blowout
- Attended Hargrave Military Academy in Chatham, VA in 2005-06
- Averaged 20 points, 10 rebounds and just over five assists per game
- Ranked as one of the top 50 seniors in the nation as a prep
- Selected as one of the top 10 high school players in the nation when *Street & Smith's* named him a second team selection on the 2004 Boys High School all-America team



Smith, Game-by-Game

Opp.	S	FG	3-PT	FT	O-D-RE	PF	TP	A	T	B	S	M
The Citadel	N	1-2	0-0	0-0	0-0-0	5	2	3	1	0	0	10
Toledo (n)	N	11-17	1-1	5-8	1-5-6	1	28	5	1	0	0	32
Alabama (n)	Y	7-13	0-2	5-6	3-3-6	2	19	4	2	0	2	37
Villanova (n)	Y	5-12	1-2	1-2	2-1-3	3	12	0	10	1	2	35
at AZ State												
at VA Tech												
TX-Pan Am.												
Hawkeye Challenge												
Northern IA												
IA State												
at Drake												
GA State												
TX Southern												
Cornell												
Mich. State												
at Illinois												
Minnesota												
at Indiana												
at Ohio State												
Penn State												
Wisconsin												
at Michigan												
Indiana												
at Minnesota												
at Wisconsin												
Northwestern												
at Mich. State												
Purdue												
at Penn State												
Illinois												
Big Ten Tournament												

Career Bests

Points: 28 vs. Toledo, 11/17/06
Rebounds: 6, twice, last vs. Alabama, 11/19/06
FGM: 11 vs. Toledo, 11/17/06
FGA: 17 vs. Toledo, 11/17/06
FTM: 5, twice, last vs. Alabama, 11/19/06
FTA: 8 vs. Toledo, 11/17/06
Assists: 5 vs. Toledo, 11/17/06
Steals: 2, twice, last vs. Villanova, 11/20/06
Blocks: 1 vs. Villanova, 11/20/06
Minutes: 37 vs. Alabama, 11/19/06

Career Statistics

YEAR	G/GS	FG-A	PCT	3-PT	PCT	FT-A	PCT	O-D-RB	AVG	PF-DI	AS	TO	BK	ST	PTS	AVG
Fresh.	4/2	24-44	.545	2-5	.400	11-16	.688	6-9-15	3.8	11-1	12	14	1	4	61	15.3

44 -- Cyrus Tate, F, 6-8, 240, Sophomore, Chicago, IL (Northeast, NE CC)

- Three points and three rebounds vs. Villanova
- Nine points, seven rebounds and two steals in win over Toledo
- 13 points (6-7 FGs) and three rebounds in win over The Citadel
- 11 points, four rebounds and two blocks in exhibition win over Buena Vista
- 14 points and 13 rebounds while seeing action for both teams in Black and Gold Blowout
- Attended Northeast CC for one season, starting 29 of 31 games
- Named junior college all-American while earning all-region and all-conference recognition



Tate, Game-by-Game

Opp.	S	FG	3-PT	FT	O-D-RE	PF	TP	A	T	B	S	M
The Citadel	N	6-7	0-0	1-2	0-3-3	2	13	0	0	0	1	18
Toledo (n)	N	3-5	0-0	3-4	3-4-7	3	9	0	3	1	2	18
Alabama (n)	N	1-3	0-0	0-0	0-2-2	4	2	0	0	0	1	12
Villanova (n)	N	1-1	0-0	1-2	1-2-3	2	3	0	1	0	0	23
at AZ State												
at VA Tech												
TX-Pan Am.												
Hawkeye Challenge												
Northern IA												
IA State												
at Drake												
GA State												
TX Southern												
Cornell												
Mich. State												
at Illinois												
Minnesota												
at Indiana												
at Ohio State												
Penn State												
Wisconsin												
at Michigan												
Indiana												
at Minnesota												
at Wisconsin												
Northwestern												
at Mich. State												
Purdue												
at Penn State												
Illinois												
Big Ten Tournament												

Career Bests


Points: 13 vs. The Citadel, 11/13/06
Rebounds: 7 vs. Toledo, 11/17/06
FGM: 6 vs. The Citadel, 11/13/06
FGA: 7 vs. The Citadel, 11/13/06
FTM: 3 vs. Toledo, 11/17/06
FTA: 5 vs. Toledo, 11/17/06
Assists:
Steals: 2 vs. Toledo, 11/17/06
Blocks: 1 vs. Toledo, 11/17/06
Minutes: 23 vs. Villanova, 11/20/06

Career Statistics

YEAR	G/GS	FG-A	PCT	3-PT	PCT	FT-A	PCT	O-D-RB	AVG	PF-DI	AS	TO	BK	ST	PTS	AVG
Soph.	4/0	11-16	.688	0-0	.000	5-8	.625	4-11-15	3.8	11-0	0	4	1	4	27	6.8

14 - - Brett Wessels, G, 6-3, 190, Sophomore, Bettendorf, IA (Bettendorf HS)

- Three points and two rebounds vs. Alabama
- Three points, one rebound and one steal in win over Toledo
- Career-high three assists in win over The Citadel
- Three rebounds, five assists and three steals in exhibition win over Buena Vista
- Seven points, three rebounds and three assists in Black and Gold Blowout
- Joined the program as a walk-on
- Saw action in six games as a true freshman



Wessels, Game-by-Game

Opp.	S	FG	3-PT	FT	O-D-RE	PF	TP	A	T	B	S	M
The Citadel	N	0-1	0-0	0-0	0-1-1	3	0	3	1	0	1	12
Toledo (n)	N	1-2	1-2	0-0	0-1-1	2	3	0	0	0	1	8
Alabama (n)	N	1-2	1-2	0-0	0-2-2	0	3	0	0	0	0	8
Vilanova (n)	N	0-1	0-0	0-0	0-0-0	2	0	0	0	0	0	7
at AZ State												
at VA Tech												
TX-Pan Am.												
Hawkeye Challenge												
Northern IA												
IA State												
at Drake												
GA State												
TX Southern												
Cornell												
Mich. State												
at Illinois												
Minnesota												
at Indiana												
at Ohio State												
Penn State												
Wisconsin												
at Michigan												
Indiana												
at Minnesota												
at Wisconsin												
Northwestern												
at Mich. State												
Purdue												
at Penn State												
Illinois												
Big Ten Tournament												

Career Bests

Points: 3, three times, last vs. Alabama, 11/19/06
Rebounds: 2 vs. Alabama, 11/19/06
FGM: 1, three times, last vs. Alabama, 11/19/07
FGA: 2, twice, last vs. Alabama, 11/19/06
FTM:
FTA:
Assists: 3 vs. The Citadel, 11/13/06
Steals: 1, twice, last vs. Toledo, 11/17/06
Blocks:
Minutes: 12 vs. The Citadel, 11/13/06

Career Statistics

YEAR	G/GS	FG-A	PCT	3-PT	PCT	FT-A	PCT	O-D-RB	AVG	PF-DI	AS	TO	BK	ST	PTS	AVG
Fresh.	6/0	1-2	.500	1-2	.500	0-0	.000	0-1-1	0.2	2-0	4	1	0	0	3	0.5
Soph.	4/0	2-6	.333	2-4	.500	0-0	.000	0-4-4	1.0	7-0	3	1	0	2	6	1.5
Career	10/0	3-8	.375	3-6	.500	0-0	.000	0-5-5	0.5	9-0	7	2	0	2	9	0.9

THE STAT CREW SYSTEM For Basketball
Iowa Hawkeyes Combined Team Statistics (as of Nov 20, 2006)
All games

RECORD:	OVERALL	HOME	AWAY	NEUTRAL
ALL GAMES.....	(2-2)	(1-0)	(0-0)	(1-2)
CONFERENCE.....	(0-0)	(0-0)	(0-0)	(0-0)
NON-CONFERENCE.....	(2-2)	(1-0)	(0-0)	(1-2)

## Player	GP-GS	Min--Avg	---TOTAL---		---3-PTS---		FT-FTA	Pct	----REBOUNDS----				PF	FO	A	TO	Blk	Stl	Pts	Avg
			FG-FGA	Pct	3FG-FGA	Pct			Off	Def	Tot	Avg								
01 Haluska, Adam.....	4-4	130 32.5	17-57	.298	9-34	.265	18-19	.947	1	17	18	4.5	9	0	11	16	1	2	61	15.3
34 Smith, Tyler.....	4-2	114 28.5	24-44	.545	2-5	.400	11-16	.688	6	9	15	3.8	11	1	12	14	1	4	61	15.3
11 Freeman, Tony.....	4-4	119 29.8	11-31	.355	7-18	.389	3-5	.600	3	16	19	4.8	7	0	22	17	0	3	32	8.0
53 Gorney, Seth.....	4-4	92 23.0	14-26	.538	0-1	.000	4-4	1.000	6	4	10	2.5	7	0	4	4	1	5	32	8.0
52 Looby, Kurt.....	4-4	95 23.8	10-19	.526	0-0	.000	10-15	.667	9	23	32	8.0	9	0	5	1	8	3	30	7.5
44 Tate, Cyrus.....	4-0	71 17.8	11-16	.688	0-0	.000	5-8	.625	4	11	15	3.8	11	0	0	4	1	4	27	6.8
24 Johnson, Justin....	4-2	96 24.0	5-22	.227	5-16	.313	0-0	.000	2	6	8	2.0	5	0	4	4	0	0	15	3.8
04 Angle, J.R.....	4-0	34 8.5	3-7	.429	1-1	1.000	0-0	.000	3	3	6	1.5	4	0	0	3	0	1	7	1.8
14 Wessels, Brett.....	4-0	35 8.8	2-6	.333	2-4	.500	0-0	.000	0	4	4	1.0	7	0	3	1	0	2	6	1.5
03 Adams, Drew.....	2-0	4 2.0	1-1	1.000	0-0	.000	0-0	.000	1	0	1	0.5	1	0	0	0	0	0	2	1.0
15 Bohall, Dan.....	3-0	5 1.7	0-2	.000	0-1	.000	0-0	.000	0	0	0	0.0	3	0	0	0	0	1	0	0.0
0 Crawford, Josh.....	3-0	5 1.7	0-0	.000	0-0	.000	0-0	.000	1	2	3	1.0	0	0	1	0	0	0	0	0.0
TEAM.....									10	7	17	4.3	0		1					
Total.....	4	800	98-231	.424	26-80	.325	51-67	.761	46	102	148	37.0	74	1	62	65	12	25	273	68.2
Opponents.....	4	800	99-228	.434	34-88	.386	47-68	.691	42	92	134	33.5	69	-	50	61	16	31	279	69.8

TEAM STATISTICS	IOWA	OPP	DATE	OPPONENT	W/L	SCORE	ATTEND
SCORING.....	273	279	11/13/06	THE CITADEL	W	75-53	9120
Points per game.....	68.2	69.8	#11/17/06	vs Toledo	W	78-65	2468
Scoring margin.....	-1.5	-	#11/19/06	vs Alabama	L	60-72	2451
FIELD GOALS-ATT.....	98-231	99-228	#11/20/06	vs Villanova	L	60-89	3032
Field goal pct.....	.424	.434					
3 POINT FG-ATT.....	26-80	34-88	# - -	Paradise Jam, St. Thomas, Virgin Islands			
3-point FG pct.....	.325	.386	+ - -	Hawkeye Challenge, Iowa City, IA			
3-pt FG made per game..	6.5	8.5	* - -	Big Ten Conference Game			
FREE THROWS-ATT.....	51-67	47-68					
Free throw pct.....	.761	.691					
REBOUNDS.....	148	134					
Rebounds per game.....	37.0	33.5					
Rebounding margin.....	+3.5	-					
ASSISTS.....	62	50					
Assists per game.....	15.5	12.5					
TURNOVERS.....	65	61					
Turnovers per game.....	16.3	15.3					
Turnover margin.....	-1.0	-					
Assist/turnover ratio..	1.0	0.8					
STEALS.....	25	31					
Steals per game.....	6.3	7.8					
BLOCKS.....	12	16					
Blocks per game.....	3.0	4.0					
WINNING STREAK.....	0	-					
Home win streak.....	1	-					
ATTENDANCE.....	9120	7951					
Home games-Avg/Game....	1-9120	0-0					
Neutral site-Avg/Game..	-	3-2650					

SCORE BY PERIODS:	1st	2nd	Total
Iowa Hawkeyes.....	130	143	- 273
Opponents.....	125	154	- 279

November 25, 2006**Game-By-Game Results****Includes Four Games****Overall: 2-2; Big Ten: 0-0; Home: 1-0; Away: 0-0; Neutral: 1-2**

Date	Opponent	Result	Attend.	Top Scorer	Top Rebounder
Nov. 13	The Citadel (n)	W, 75-53	9,120	Adam Haluska, 29	Kurt Looby, 14
% Nov. 17	Toledo (n)	W, 78-65	2,468	Tyler Smith, 28	Kurt Looby, 9
% Nov. 19	Alabama (n)	L, 60-72	2,451	Tyler Smith, 19	Tyler Smith, 6
% Nov. 20	Villanova (n)	L, 60-89	3,032	Adam Haluska, 18	Kurt Looby, 7
Nov. 25	at Arizona State				
Nov. 29	at Virginia Tech				
+ Dec. 1	Texas-Pan American				
+ Dec. 2	Coppin State/LaSalle				
Dec. 5	Northern Iowa				
Dec. 8	Iowa State				
Dec. 16	at Drake				
Dec. 20	Georgia State				
Dec. 23	Texas Southern				
Dec. 30	Cornell				
* Jan. 4	Michigan State				

% -- Paradise Jam, St. Thomas, Virgin Islands

+ -- Hawkeye Challenge, Iowa City, IA

* -- Big Ten Conference Game

Attendance Summary	Games	Totals	Average
Home	1	9,120	9,120
Away			
Neutral	3	7,951	2,650
Totals	4	17,071	4,268

November 25, 2006**Game-By-Game Statistics****Includes Four Games**

Team	Score	FG-A	PCT	3-PT. FG	PCT	FT-A	PCT	REB	PF	AS	TO	BS	ST
at Iowa	75	28-57	.491	9-24	.375	10-13	.769	40	17	25	14	3	8
The Citadel	53	19-56	.339	6-22	.273	9-15	.600	33	17	7	16	3	8
Iowa (n)	78	27-64	.422	5-14	.357	19-25	.760	51	17	12	18	3	4
Toledo	65	24-64	.375	9-23	.391	8-11	.727	30	21	13	14	1	10
Iowa (n)	60	24-64	.375	7-30	.233	5-6	.833	31	20	17	11	1	9
Alabama	72	25-51	.510	5-16	.313	15-22	.682	39	11	14	17	7	6
Iowa (n)	60	19-46	.413	5-12	.417	17-23	.739	26	20	8	22	5	4
Villanova	89	30-57	.526	14-27	.519	15-20	.750	32	20	16	14	5	7

Iowa
at Arizona State
Iowa
at Virginia Tech

November 25, 2006**Season & Career Bests****Includes Four Games****Season Bests**

Player	Points	Rebounds	Assists	Blocks	Steals
Drew Adams	2, Citadel	1, Citadel	---	---	---
J.R. Angle	5, Villanova	3, Alabama	---	---	1, Alabama
Dan Bohall	---	---	---	---	1, Citadel
Josh Crawford	---	1, three times	1, Villanova	---	---
Tony Freeman	16, Alabama	8, Toledo	11, Citadel	---	1, three times
Seth Gorney	10, three times	5, Toledo	3, Alabama	1, Toledo	3, Citadel
Adam Haluska	29, Citadel	5, twice	6, Citadel	1, Villanova	1, Citadel/Villanova
Mike Henderson					
Justin Johnson	6, Citadel & Ala.	3, Citadel & Ala.	3, Alabama	---	---
Kurt Looby	13, Toledo/Villanova	14, Citadel	2, Toledo & Ala.	3, Citadel/Villanova	2, Alabama
Tyler Smith	28, Toledo	6, Toledo & Ala.	5, Toledo	1, Villanova	2, Ala./Villanova
Cyrus Tate	13, Citadel	7, Toledo	---	1, Toledo	2, Toledo
Brett Wessels	3, Toledo & Ala.	2, Alabama	3, Citadel	---	1, twice

Career Bests

Player	Points	Rebounds	Assists
Drew Adams	2, Citadel	1, Citadel	
J.R. Angle	5, Villanova	3, Alabama	1 vs. Centenary, '05
Dan Bohall			
Josh Crawford		1, 3 times, last vs. Villanova	1, Villanova
Tony Freeman	16, Alabama	8, Toledo	11 vs. Citadel
Seth Gorney	10, three times, last vs. Toledo	6 at Michigan State, '06	3 vs. Alabama
Adam Haluska	29, twice last vs. The Citadel	11 vs. ARK-Pine Bluff, '03	6, twice, last vs. Citadel
Mike Henderson	17, Michigan St., '05	8 vs. Drake/Illinois, '06	6 vs. R. Morris/Wisconsin, '06
Justin Johnson	6, Citadel & Alabama	3 vs. Citadel & Alabama	3 vs. Alabama
Kurt Looby	13, Toledo/Villanova	14 vs. Citadel	2 vs. Toledo & Alabama
Tyler Smith	28, Toledo	6, Toledo & Alabama	5 vs. Toledo
Cyrus Tate	13, Citadel	7 vs. Toledo	
Brett Wessels	3, three times, last vs. Alabama	2 vs. Alabama	3 vs. Citadel

NOTE: Career bests occurred in 2006-07 unless otherwise noted.

November 25, 2006

Individual Points/Rebounds

Includes Four Games

	A D A M S	A N G L E	B O H A L L	C R A W F O R D	F R E E M A N	G O R D E N Y	H A L L U S K A	H E N D E R S O N	J O H N S O N	L O O B Y	S M I T H	T A T E	W E S T L E S
The Citadel	2-1	2-2	0-0	0-0	7#6	10#2	29#5	INJ	6#3	4#14	2-0	13-3	0-1
% Toledo (n)	DNP	0-1	DNP	DNP	2#8	10#5	10#5	INJ	3#2	13#9	28-6	9-7	3-1
% Alabama (n)	DNP	0-3	0-0	0-1	16#4	10#2	4#4	INJ	6-2	0#2	19#6	2-2	3-2
% Villanova (n)	0-0	5-0	0-0	0-1	7#1	2#1	18#4	INJ	0-1	13#7	12#3	3-3	0-0
at Arizona State													
at Virginia Tech													
+ Texas-Pan American													
+ Coppin State/LaSalle													
Northern Iowa													
Iowa State													
at Drake													

% - - Paradise Jam, St. Thomas, Virgin Islands

+ - - Hawkeye Challenge, Iowa City, IA

* - - Big Ten Conference Game

- - Denotes starting line-up

November 25, 2006**The Last Time . . .****Includes Four Games**

The Last Time a Player . . .***Had 30 or more points***

Iowa - - 32, Jeff Horner at Purdue, 2/1/06

Opponent - - 32, Vedran Vukusic, Northwestern, 1/26/05

Made at least 90% of his FGA (10 att.)

Iowa - - .909 (9-10), Luke Recker vs. Purdue, 3/07/02

Opponent - - .900 (9-10), Willie Simms, Wisconsin, 1/11/90

Made 100% of his FTA (10 att.)

Iowa - - 1.000 (11-11), Luke Recker vs. Minnesota, 2/09/02

Opponent - - 1.000 (10-10), Vincent Grier, Minnesota, 2/18/06

Had 15 or more rebounds

Iowa - - 23, Greg Brunner vs. Minnesota, 1/18/06

Opponent - - 17, Marco Killingsworth, Indiana, 2/11/06

Had 10 or more assists

Iowa - - 10, Jeff Horner vs. Ohio State (Big Ten Tournament), 3/12/06

Opponent - - 10, Bernard Robinson, Jr., Michigan, 3/12/04

Had 5 or more blocks

Iowa - - 5, Erek Hansen at Indiana, 2/11/06

Opponent - - 6, Cedric Simmons, North Carolina State, 11/30/05

Had 5 or more steals

Iowa - - 5, Jeff Horner vs. Minnesota (Big Ten Tournament), 3/10/06

Opponent - - 5, Vedran Vukusic, Northwestern, 2/12/05

The Last Time A Team . . .***Scored 100 or more points***

Iowa - - 107 vs. UNC-Asheville, 11/23/03

Opponent - - 106, North Carolina, 11/24/04

Scored 40 or fewer points

Iowa - - 39 vs. Indiana, 1/10/49

Opponent - - 38, Penn State, 3/1/06

Won an overtime game

Iowa - - 76-72 (3OT) vs. Minnesota, 1/18/06

Opponent - - 63-67 (1 OT), at Northern Iowa, 12/6/05

Made at least 60% of its FGA (20 att.)

Iowa - - .653 (32-44) vs. Michigan, 2/4/06

Opponent - - .615 (24-39), Wisconsin, 3/5/99

Made at least 50% of its 3-pt. FGA (8 att.)

Iowa - - .500 (8-16) vs. Minnesota (Big Ten Tournament), 3/10/06

Opponent - - .519 (14-27), Villanova, 11/20/06

Made at least 90% of its FTA (10 att.)

*Iowa - - 1.000 (20-20) vs. Western Illinois, 11/19/04

Opponents - - .900 (9-10), Robert Morris, 12/22/05

*** - - School Record**

November 25, 2006

Season Highs & Lows

Includes Four Games

Individual Highs

Points:	29	Adam Haluska vs. The Citadel
Field Goals:	11 (17 att.)	Tyler Smith vs. Toledo
Field Goal Attempts:	17 (11 made)	Tyler Smith vs. Toledo
Field Goal Percentage (8 att.):	.647 (11-17)	Tyler Smith vs. Toledo
3-pt. Field Goals:	6 (14 att.)	Adam Haluska vs. The Citadel
3-pt. Field Goal Attempts:	14 (6 made)	Adam Haluska vs. The Citadel
3-pt. Field Goal Percentage (4 att.):	.444 (4-9)	Tony Freeman vs. Alabama
Free Throws:	7 (7 att.)	Adam Haluska vs. The Citadel
	7 (8 att.)	Adam Haluska & Kurt Looby vs. Villanova
Free Throw Attempts:	8 (7 made)	Adam Haluska & Kurt Looby vs. Villanova
Free Throw Percentage (6 att):	1.000 (7-7)	Adam Haluska vs. The Citadel
Rebounds:	14	Kurt Looby vs. The Citadel
Assists:	11	Tony Freeman vs. The Citadel
Blocked Shots:	3	Kurt Looby vs. The Citadel & Villanova
Steals:	3	Seth Gorney vs. The Citadel

Team Highs

Iowa	Points	Opponent
78 vs. Toledo	Field Goals	89 by Villanova
28 (57 att.) vs. The Citadel	FG Attempts	30 (57 att.) by Villanova
64 (27 made) vs. Toledo; (24 made) vs. Alabama	FG Percentage	64 (24 made) by Toledo
.491 (28-57) vs. The Citadel	3-pt. Field Goals	.526 (30-57) by Villanova
9 (24 att.) vs. The Citadel	3-pt. FG Attempts	14 (27 att.) by Villanova
30 (7 made) vs. Alabama	3-pt. FG Percentage	27 (14 made) by Villanova
.417 (5-12) vs. Villanova	Free Throws	.519 (14-27) by Villanova
19 (25 att.) vs. Toledo	FT Attempts	15 (22 att.) by Alabama; (20 att.), Villanova
25 (19 made) vs. Toledo	FT Percentage	22 (15 made) by Alabama
.833 (5-6) vs. Alabama	Rebounds	.750 (15-20) by Villanova
51 vs. Toledo	Assists	39 by Alabama
25 vs. The Citadel	Blocked Shots	16 by Villanova
5 vs. Villanova	Steals	7 by Alabama
9 vs. Alabama	Turnovers	10 by Toledo
22 vs. Villanova	Fouls	17 by Alabama
20 vs. Alabama & Villanova		21 by Toledo

Team Lows

Iowa	Points	Opponent
60 vs. Alabama & Villanova	Field Goals	53 by The Citadel
19 (46 att.) vs. Villanova	FG Attempts	19 (56 att.) by The Citadel
46 (19 made) vs. Villanova	FG Percentage	51 (26 made) by Alabama
.375 (24-64) vs. Alabama	3-pt. Field Goals	.339 (19-56) by The Citadel
5 (14 att.) vs. Toledo; (12 att.) vs. Villanova	3-pt. FG Attempts	5 (16 att.) by Alabama
12 (5 made) vs. Villanova	3-pt. FG Percentage	16 (5 made) by Alabama
.233 (7-30) vs. Alabama	Free Throws	.273 (6-22) by The Citadel
5 (6 att.) vs. Alabama	FT Attempts	8 (11 att.) by Toledo
6 (5 made) vs. Alabama	FT Percentage	11 (8 made) by Toledo
.739 (17-23) vs. Villanova	Rebounds	.600 (9-15) by The Citadel
26 vs. Villanova	Assists	30 by Toledo
8 vs. Villanova	Blocked Shots	7 by The Citadel
1 vs. Alabama	Steals	1 by Toledo
4 vs. Toledo & Villanova	Turnovers	6 by Alabama
11 vs. Alabama	Fouls	14 by Toledo & Villanova
17 vs. The Citadel & Toledo		11 by Alabama

November 25, 2006

Iowa's Record When . . .

Includes Four Games

When playing at home:	1-0	When leading at the half:	2-0	When wearing White:	2-1
When playing on the road:	0-0	When trailing at the half:	0-2	When wearing Black:	0-1
When playing on a neutral court:	1-2	When tied at the half:	0-0	When wearing Gold:	0-0
When Iowa scores 100 points or more:	0-0	Iowa field goal percentage at home:	28-57	.491	
When Iowa scores 90-99 points:	0-0	Iowa field goal percentage on road:	70-174	.403	
When Iowa scores 80-89 points:	0-0	Iowa 3-point percentage at home:	9-24	.375	
When Iowa scores 70-79 points:	2-0	Iowa 3-point percentage on road:	17-56	.304	
When Iowa scores under 70 points:	0-2	Iowa free throw percentage at home:	10-13	.769	
		Iowa free throw percentage on road:	41-53	.774	
When opponent scores 100 points or more:	0-0	On Sunday:	0-1		
When opponent scores 90-99 points:	0-0	On Monday:	1-1		
When opponent scores 80-89 points:	0-1	On Tuesday:	0-0		
When opponent scores 70-79 points:	0-1	On Wednesday:	0-0		
When opponent scores 60-69 points:	1-0	On Thursday:	0-0		
When opponent scores fewer than 60 points:	1-0	On Friday:	1-0		
		On Saturday:	0-0		
When Iowa shoots at least 50% from the field:	0-0	On CBS:	0-0		
When Iowa shoots less than 50% from the field:	2-2	On ESPN:	0-0		
When opponent shoots at least 50% from the field:	0-2	On ESPN2:	0-0		
When opponent shoots less than 50% from the field:	2-0	On ESPN Plus:	1-0		
When Iowa has higher FG% than opponent:	2-0	On Fox Sports:	0-2		
When opponent has higher FG%:	0-2	On Opponent Network:	0-0		
When FG% is equal:	0-0	No Television:	1-0		
When Iowa outrebounds opponent:	2-0	Most Points, First Half:	42 vs. The Citadel		
When opponent has more rebounds:	0-2	Fewest Points, First Half:	24 vs. Villanova		
When rebounds are equal:	0-0	Most Points Allowed, First Half:	41 vs. Villanova		
		Fewest Points Allowed, First Half:	22 vs. The Citadel		
When Iowa shoots at least 80% from the line:	0-1	Most Points, Second Half:	45 vs. Toledo		
When Iowa shoots less than 80% from the line:	2-1	Fewest Points, Second Half:	29 vs. Alabama		
When opponent shoots at least 80% from the line:	0-0	Most Points Allowed, Second Half:	48 vs. Villanova		
When opponent shoots less than 80% from the line:	2-2	Fewest Points Allowed, Second Half:	31 vs. The Citadel		
When Iowa shoots more free throws than opponent:	1-1	Largest Halftime Advantage:	20 vs. The Citadel		
When opponent shoots more free throws:	1-1	Largest Halftime Deficit:	17 vs. Villanova		
When free throws attempts are equal:	0-0				
When Iowa has higher FT% than opponent:	2-1				
When opponent has higher FT%:	0-1				
When FT% is equal:	0-0				
When Iowa shoots at least 50% from three-point range:	0-0				
When Iowa shoots less than 50% from three-point range:	2-2				
When opponent shoots at least 50% from three-point range:	0-1				
When opponent shoots less than 50% from three-point range:	2-1				
When Iowa has a higher three-point FG% than opponent:	1-0				
When opponent has a higher three-point FG%:	1-2				
When three-point FG% is equal:	0-0				
When Iowa has more assists than opponent:	1-1				
When opponent has more assists:	1-1				
When assists are equal:	0-0				
When Iowa has fewer turnovers than opponent:	1-1				
When opponent has fewer turnovers:	1-1				
When turnovers are equal:	0-0				
When Iowa has more steals than opponent:	0-1				
When opponent has more steals:	1-1				
When steals are equal:	1-0				

November 25, 2006**Iowa Under Steve Alford . . .****Includes Four Games**

When playing at home:	87-25	When leading at the half:	103-25	When wearing White:	66-20
When playing on the road:	26-52	When trailing at the half:	32-64	When wearing Black:	30-53
When playing on a neutral court:	24-17	When tied at the half:	2-5	When wearing Gold:	41-21
When Iowa scores 100 points or more:	2-0	Iowa field goal percentage at home:	2,691-6,106	.440	
When Iowa scores 90-99 points:	6-2	Iowa field goal percentage on road:	2,711-6,316	.429	
When Iowa scores 80-89 points:	31-5	Iowa 3-point percentage at home:	589-1,816	.324	
When Iowa scores 70-79 points:	55-18	Iowa 3-point percentage on road:	693-2,007	.345	
When Iowa scores under 70 points:	43-69	Iowa free throw percentage at home:	1,988-2,851	.697	
		Iowa free throw percentage on road:	1,861-2,676	.695	
When opponent scores 100 points or more:	0-1	On Sunday:	8-4		
When opponent scores 90-99 points:	1-6	On Monday:	5-4		
When opponent scores 80-89 points:	5-22	On Tuesday:	25-12		
When opponent scores 70-79 points:	25-41	On Wednesday:	19-27		
When opponent scores 60-69 points:	52-18	On Thursday:	10-5		
When opponent scores fewer than 60 points:	54-6	On Friday:	18-7		
		On Saturday:	52-35		
When Iowa shoots at least 50% from the field:	39-6	On CBS:	7-7		
When Iowa shoots less than 50% from the field:	98-88	On ESPN:	15-21		
When opponent shoots at least 50% from the field:	6-30	On ESPN2:	11-5		
When opponent shoots less than 50% from the field:	131-64	On ESPN Plus:	95-54		
When Iowa has higher FG% than opponent:	114-19	On Fox Sports:	0-2		
When opponent has higher FG%:	22-73	On Opponent Network:	6-5		
When FG% is equal:	1-2	No Television:	3-0		
When Iowa outrebounds opponent:	93-47	Most Points, First Half:	56 vs. UNC-A, 11/23/03		
When opponent has more rebounds:	36-46	Fewest Points, First Half:	16 at Mich. St., 3/5/03		
When rebounds are equal:	8-1	Most Points Allowed, First Half:	59 by N. Car., 11/24/04		
		Fewest Points Allowed, First Half:	12 by ASU, 12/17/05		
When Iowa shoots at least 80% from the line:	17-15	Most Points, Second Half:	56 vs. W. Car., 12/18/04		
When Iowa shoots less than 80% from the line:	120-79	Fewest Points, Second Half:	20 at Wisconsin, 1/5/06		
When opponent shoots at least 80% from the line:	22-15	Most Points Allowed, Second Half:	56, twice (MSU/KSU)		
When opponent shoots less than 80% from the line:	115-79	Fewest Points Allowed, Second Half:	19 by Liberty, 12/22/02		
When Iowa shoots more free throws than opponent:	114-42	Largest Halftime Advantage:	27 at Penn State, 2/26/05		
When opponent shoots more free throws:	21-51	Largest Halftime Deficit:	33 at Mich. St., 3/5/03		
When free throws attempts are equal:	2-1				
When Iowa has higher FT% than opponent:	82-37				
When opponent has higher FT%:	54-56				
When FT% is equal:	1-1				
When Iowa shoots at least 50% from three-point range:	28-6				
When Iowa shoots less than 50% from three-point range:	109-88				
When opponent shoots at least 50% from three-point range:	5-15				
When opponent shoots less than 50% from three-point range:	132-79				
When Iowa has a higher three-point FG% than opponent:	89-21				
When opponent has a higher three-point FG%:	47-71				
When three-point FG% is equal:	1-2				
When Iowa has more assists than opponent:	92-16				
When opponent has more assists:	38-75				
When assists are equal:	7-3				
When Iowa has fewer turnovers than opponent:	77-22				
When opponent has fewer turnovers:	52-64				
When turnovers are equal:	8-8				
When Iowa has more steals than opponent:	68-31				
When opponent has more steals:	60-55				
When steals are equal:	9-8				