

University of Iowa Hawkeye Hoops

Game No. 28

Feb. 25, 2009

2008-09 Schedule/Results

Record: 14-13, 4-10

Nov. 14	Charleston Southern	W, 68-48
Nov. 17	Texas-San Antonio	W, 73-67
Nov. 20	at The Citadel	W, 70-48
* Nov. 23	Oakland	W, 66-57
* Nov. 25	SE Missouri State	W, 75-41
# Nov. 28	West Virginia (n)	L, 68-87
# Nov. 29	Kansas State (n)	W, 65-63
Dec. 2	at Boston College	L, 55-57
Dec. 5	Bryant Univ.	W, 61-36
Dec. 9	Northern Iowa	W, 65-46
Dec. 12	Iowa State	W, 73-57
Dec. 20	at Drake	L, 43-60
Dec. 27	Western Illinois	W, 58-43
Dec. 31	at Ohio State	L, 65-68
Jan. 3	Indiana	W, 65-60
Jan. 8	Minnesota	L, 49-52
Jan. 11	at Michigan	L, 49-64
Jan. 18	at Purdue	L, 53-75
Jan. 21	Wisconsin (OT)	W, 73-69
Jan. 24	at Penn State	L, 59-63
Jan. 29	Michigan State	L, 56-71
Feb. 1	at Illinois	L, 54-62
Feb. 4	at Indiana	L, 60-68
Feb. 7	Northwestern	W, 56-51
Feb. 11	at Wisconsin	L, 52-69
Feb. 14	Purdue	L, 45-49
Feb. 22	Michigan (OT)	W, 70-60
Feb. 25	at Michigan State, 7:35 pm	
Feb. 28	at Northwestern, 1:05 pm	
Mar. 3	Ohio State, 8:05 pm	
Mar. 7	Penn State, 1:05 pm	
Mar. 13-16	Big Ten Tournament	

* - - Las Vegas Invitational, Iowa City

- - Las Vegas Invitational, Las Vegas

All times listed are Central Time

Pronunciation Guide

LaVall Jordan.....	Iuh-VELL
Chad Walthall.....	WALL-thawl
Devan Bawinkel.....	BAU-wink-ul
Andrew Brommer.....	BRAU-mur
Matt Gatens.....	GATE-ins

SID Contact: Steve Roe

E-Mail: steven-roe@hawkeyesports.com

Office: (319) 335-9425

Cell: (319) 594-6581



Iowa (14-13, 4-10) at Mich. State (21-5, 11-3)

Feb. 25, 2009 • 7:35 p.m. CT

Breslin Center (14,759) • East Lansing, MI

Radio: Hawkeye Radio Network

TV: Big Ten Network • Online: www.msuspartans.com

Series Record: Michigan State leads, 83-56



THE SETTING

Iowa (14-13, 4-10) travels to #9/9 Michigan State (21-5, 11-3) Wednesday, Feb. 25 as the Hawkeyes close out their road schedule this week. Game time is 8:35 p.m. ET at the Breslin Center (14,759). Michigan State defeated Iowa 71-56 Jan. 29 at Iowa City.

Iowa defeated Michigan 70-60 in overtime Sunday at Iowa City. The Spartans defeated Wisconsin 61-50 Sunday at East Lansing. Iowa has won 14 games after winning 13 times during the 2007-08 season.

ON THE AIR

Radio: Iowa games are broadcast on the Hawkeye Radio Network. The network includes more than 40 stations that blanket the state of Iowa and include portions of Illinois, Nebraska, Minnesota, Missouri and Wisconsin. Gary Dolphin handles the play-by-play, along with color commentator Bob Hansen. The Hawkeye Radio Network coverage includes a 60-minute pre-game show.

Television: The Big Ten Network will carry the game to a national cable audience. In its second year of operation, the Big Ten Network reaches over 70 million homes. The game can also be viewed on DIRECTV (channel 220) and the DISH Network (channel 439). Craig Coshun and Steve Smith will call the action.

IOWA HISTORY

Iowa has played 2,467 games since beginning basketball in 1902. Overall Iowa's record is 1,465-1,002 (.594). That includes a 924-319 (.743) record in home games, a 541-683 (.442) record in games away from Iowa City, a 694-687 (.503) mark in Big Ten games and a 330-93 (.780) record in Carver-Hawkeye Arena.

Possible Starting Line-ups

Iowa Hawkeyes (14-13, 4-10)

						Pts.	Reb.	FG%	FT%
24	Aaron Fuller	F	6-6	210	Fr.	4.0	2.7	.380	.435
50	Jarryd Cole	F	6-7	250	So.	3.1	2.6	.723	.552
5	Matt Gatens	G	6-5	215	Fr.	11.1	4.0	.441	.905
15	Devan Bawinkel	G	6-5	210	Jr.	4.1	1.5	.343	.000
32	Jake Kelly	G	6-6	185	So.	10.3	2.7	.446	.825

Michigan State Spartans (21-5, 11-3)

10	Delvon Roe	F	6-8	225	Fr.	5.5	5.5	.560	.410
14	Goran Suton	C	6-10	245	Sr.	10.2	7.9	.553	.822
1	Kalin Lucas	G	6-0	180	So.	14.8	2.2	.390	.815
5	Travis Walton	G	6-2	190	Sr.	5.3	2.6	.435	.516
15	Durrell Summers	G	6-4	195	So.	9.5	3.3	.444	.731

Note: Line-ups reflect starters in most recent outing.



Coach Todd Lickliter

Todd Lickliter is in his second season as the head basketball coach at the University of Iowa and his eighth year overall as a college head coach. Lickliter spent six seasons (2001-07) as the head coach at Butler University.

Lickliter holds a career mark of 158-93 (.629). He is 27-32 (.458) at Iowa, including 10-22 (.313) in Big Ten games. Lickliter posted a 131-61 (.682) record as Butler's head coach. He led Butler to four post-season tournament berths, including trips to the NCAA Sweet 16 in 2003 and 2007.

Lickliter was named the 2006-07 Division I Coach of the Year by the National Association of Basketball Coaches (NABC) and was recognized as the High-Major Coach of the Year by collegehoops.net. He was also named 2007 Horizon League Coach of the Year for the second consecutive year after guiding the Bulldogs to a school and league-record 29 victories.

He led Butler to the regular season co-championship in the Horizon League in 2007. The Bulldogs advanced to the Sweet 16 in the NCAA Tournament before falling to eventual national champion Florida (65-57).

Butler won three games over top 25 opponents (Tennessee, Gonzaga, Maryland) in 2006-07 and recorded eight victories over teams that participated in the NCAA Tournament.

Butler averaged 22 wins per year under Lickliter, winning league titles in 2002, 2003 and 2007 while winning at least 20 games in four of six seasons.

Lickliter led the Bulldogs to an unbeaten home record (12-0) in 2002-03, and mentored Butler to a 70-12 (.854) home mark in his six seasons. His Bulldog teams were 6-5 against teams ranked in the "Top 25" and compiled four of the top 10 winning streaks in Butler history.

In his first season as Butler's head coach, Lickliter guided the Bulldogs to a then school-record 26 victories and a third consecutive Horizon League regular season title.

Lickliter guided the 2003 Bulldogs to an even more impressive season in his second year as head coach. He led Butler to a 27-6 record, breaking the single-season mark for victories for a second consecutive year.

Lickliter served as an assistant coach at Butler and Eastern Michigan and was a high school head coach in Indianapolis and Danville, IL.

In his final two seasons as a Butler assistant coach, the Bulldogs compiled a 47-16 record, including "Top 25" wins over 10th-ranked Wisconsin and 23rd-ranked Wake Forest. The win over the Demon Deacons in the 2001 NCAA Tournament was Butler's first NCAA Tournament victory in 39 years.

Lickliter played his final two collegiate seasons at Butler, where he earned a B.S degree in secondary education in 1979.

Lickliter is 1-2 vs. Michigan State and Spartan Coach Tom Izzo.



Iowa Quick Facts

Location: Iowa City, IA
Founded: 1847
Enrollment: 30,561
President: Sally Mason
Athletic Director: Gary Barta
Conference: Big Ten
Home Arena: Carver-Hawkeye (15,500)
All-Time Record: 1,465-1,002 (.594)
All-Time Big Ten Record: 694-687 (.503)
NCAA Appearances: 22
NCAA Tournament Record: 27-24

Head Coach: Todd Lickliter (Butler)
Record At Iowa: 27-32 (.458) (2nd year)
Career Record: 158-93 (.629) (8th year)
Big Ten Record: 10-22 (.313)
Assistant Coaches: Joel Cornette (Butler)
LaVall Jordan (Butler)
Chad Walthall (Concordia, MN)
Dir. of Operations: Jerry Strom (Concordia, NE)
Video Coordinator: Justin Wieck (Iowa)
Graduate Manager: Garrett Lickliter (Marian)
Trainer: John Streif
Sports Information: Phil Haddy/Steve Roe
Sports Info. Telephone: 319-335-9411
Sports Info. FAX: 319-335-9417
Internet Address: www.hawkeyesports.com

IN THE RANKINGS

Michigan State is ranked fifth in the ESPN/USA Today coaches poll and sixth by the Associated Press.

IOWA IN NCAA STATS

Iowa ranks 12th nationally in scoring defense (58.9). The Hawkeyes are 22nd in free throw percentage (.744) and 27th in three-point field goals per game (8.1).

KELLY NAMED BIG TEN PLAYER OF THE WEEK

Iowa guard Jake Kelly has been named Big Ten Conference Player of the Week for his efforts in Iowa's 70-60 overtime win over Michigan.

Kelly contributed career-bests in points (23), rebounds (8), assists (9) and minutes played (45). Kelly also played a key role defensively, holding Manny Harris to nine points.

Kelly connected on 8-17 field goals and all four free throws against Michigan and scored nine of Iowa's 14 points in the overtime period. He gave Iowa the lead for good with a short jumper to begin the extra session. He added a three-point basket, a lay-up and finally two free throws for the final Iowa points of the game. Kelly also had two steals and was guilty of just two turnovers.

Forced by injuries to take over the point guard position in Iowa's last two games, Kelly also scored 19 points in a Feb. 14 loss to Purdue. He scored 17 points in a loss at Wisconsin to give him a 19.7 average in Iowa's last three games.

The Big Ten Player of the Week honor is the first for Kelly and the first for an Iowa player this season.



Iowa Basketball Roster

No.	Name	Pos.	Ht.	Wt.	Yr.	Hometown High School/CC)	The Latest Scoop
1	Anthony Tucker	G	6-4	200	Fr.	Minnetonka, MN (Minnetonka)	Will sit out second semester
2	* David Palmer	C	6-9	240	Jr.	Antioch, TN (Oak Hill Academy)	8 points & 3 rebounds at Illinois
4	*** J.R. Angle	G	6-7	215	Sr.	Franklin, IN (Indian Creek)	3 points in win over SE MO State
5	Matt Gatens	G	6-5	215	Fr.	Iowa City, IA (Iowa City)	16 points & 6 rebounds in win over Michigan
15	Devan Bawinkel	G	6-5	210	Jr.	Winnebago, IL (Highland, IL CC)	12 points & 9 rebounds in win over Michigan
20	Andrew Brommer	F	6-9	235	Fr.	Rosemount, MN (Rosemount)	2 rebounds at Indiana
23	Jermain Davis	G	6-4	200	Jr.	Plymouth, MN (Kirkwood, IA CC)	6 points & 3 assists vs. Northwestern
24	Aaron Fuller	F	6-6	210	Fr.	Mesa, AZ (Mesa)	7 points & 6 rebounds in win over Michigan
30	* Jeff Peterson	G	6-0	192	So.	Springfield, MO (DeMatha Catholic)	DNP vs. Purdue & Michigan due to injury
32	* Jake Kelly	G	6-6	185	So.	Carmel, IN (Carmel)	23 pts, 9 ast. & 8 reb. in win over Michigan
34	John Licklitter	G	5-11	175	Fr.	Iowa City, IA (Iowa City)	Plans to use 2008-09 as redshirt season
44	** Cyrus Tate	F	6-8	255	Sr.	Chicago, IL (Northeast, NE CC)	Returned to action with 4 min. vs. Michigan
50	* Jarryd Cole	F	6-7	250	So.	Kansas City, MO (Winnetonka)	10 points & 7 rebounds in win over Michigan

FOUR PLAYED 45 MINUTES

In Iowa's 70-60 overtime win over Michigan, four Hawkeyes played the entire 45 minutes. Those four included Aaron Fuller, Matt Gatens, Jake Kelly and Devan Bawinkel. The fifth starter, Jarryd Cole, played 38 minutes, while reserves David Palmer (three minutes) and Cyrus Tate (four minutes) saw limited time. All five Iowa starters scored at least seven points and all five collected at least six rebounds.

The last time four Hawkeyes played over 45 minutes was in a triple overtime win over Minnesota during the 2005-06 season. Adam Haluska and Jeff Horner each played 51 minutes and Greg Brunner and Mike Henderson each played 50 in that win.

PETERSON INJURED AT WISCONSIN

Sophomore guard Jeff Peterson was not able to play in Iowa's most recent outings against Purdue and Michigan due to a strained hamstring. His status is listed as day to day.

Peterson suffered the injury with nine minutes left in the Feb. 11 loss at Wisconsin and did not return.

Peterson started every game before missing the Purdue contest. He leads the team in assists (4.2) and steals (1.2) and is second in scoring (10.6) and minutes played (33.0).

TATE HAMPERED BY INJURY

Senior forward Cyrus Tate has been hampered since an ankle injury occurred Jan. 8 against Minnesota. Tate missed seven games before returning to action in a 56-51 win over Northwestern on Feb. 7. He sat out games vs. Wisconsin and Purdue before playing four minutes in the win over Michigan. Tate started against Northwestern, contributing two points and five rebounds in 13 minutes. He played four minutes against Michigan, scoring two points and collecting one rebound.

Tate leads Iowa in rebounding (5.9) and is averaging 6.8 points per game. He is shooting 67.2% from the field and 76.6% from the foul line.

TUCKER TO MISS SECOND SEMESTER

Freshman guard Anthony Tucker will miss the second semester due to being ruled ineligible in accordance with Big Ten Conference academic requirements.

Tucker (6-4, 200) joined the Iowa program after a prep career at Minnetonka, MN HS. He started eight of the 14 games he played. Tucker averaged 10.4 points and three rebounds per game, shooting 43.8% from the field, including 42.7% from three-point range.

Tucker scored a career-high 24 points in a loss to West Virginia and recorded his only double-double with 14 points and 10 rebounds in a win over Southeast Missouri State. He scored in double figures in eight games.

DAVIS HAS BRUISED KNEE

Junior Jermain Davis suffered a bruised knee in practice last week and did not play in Iowa's overtime win over Michigan. Davis has played in 26 games, with 11 starts. He is averaging five points and 3.2 rebounds per game.

NOT AT FULL STRENGTH

Iowa has played a number of games over the past two seasons without being at full strength. Following are the reasons several key players have missed significant action in the last two years.

- Guard Tony Freeman suffered a stress fracture in his foot during an exhibition game prior to the start of the 2007-08 season. Freeman missed the first nine games of the season and 10 games overall. When playing, Freeman led Iowa in scoring (13.8) and assists (3.2).
- Forward Jarryd Cole suffered a major knee injury in 13th and final non-conference game of the 2007-08 season. Cole underwent surgery and missed the entire Big Ten season and the Big Ten Tournament. Cole had started six of 13 games prior to his injury, averaging 6.6 points and 4.8 rebounds.
- Guard Jeff Peterson was discovered to have a broken navicular bone in his left wrist following Iowa's opening Big Ten game at Ohio State. Peterson did not miss any games due to the injury and will have surgery after the season. Peterson missed the last 9:31 of the Feb. 11 loss at Wisconsin due to a strained hamstring and did not see action in Iowa's last two games vs. Purdue and Michigan.



Inside the Numbers

2008-09 Comparisons

	Iowa (14-13, 4-10)	MSU (21-5, 11-3)
Scoring	61.0	73.3
Scoring Defense	58.9	63.3
FG%	.449	.460
FG% Defense	.427	.413
FT%	.744	.687
3-PT FG%	.373	.361
3-PT FG% Defense	.350	.323
Rebound Margin	-0.4	+10.0
Assists	11.9	16.5
TO Margin	-1.4	-0.3
Steals Margin	-0.5	+0.3

How Many Times a Hawkeye Player Has . . .

Scored 20 or More Points

Matt Gatens.....	2
Anthony Tucker.....	2
Jake Kelly.....	1
David Palmer.....	1
Cyrus Tate.....	1

Scored 15 or More Points

Jeff Peterson.....	7
Jake Kelly.....	6
Matt Gatens.....	3
Anthony Tucker.....	2
David Palmer.....	2
Devan Bawinkel.....	1
Jermain Davis.....	1
Aaron Fuller.....	1
Cyrus Tate.....	1

Grabbed 10 or More Rebounds

Cyrus Tate.....	4
Matt Gatens.....	1
Anthony Tucker.....	1

Grabbed 7 or More Rebounds

Jarryd Cole.....	4
Cyrus Tate.....	3
Jermain Davis.....	2
David Palmer.....	2
Devan Bawinkel.....	1
Aaron Fuller.....	1
Matt Gatens.....	1
Jake Kelly.....	1
Anthony Tucker.....	1

Dished out 7 or More Assists

Jeff Peterson.....	3
Matt Gatens.....	1
Jake Kelly.....	1

Dished out 5 or More Assists

Jeff Peterson.....	9
Jake Kelly.....	3
Matt Gatens.....	2
Jermain Davis.....	1

Recorded 4 or More Steals

Matt Gatens.....	1
Jeff Peterson.....	1

Blocked 3 or More Shots

Aaron Fuller.....	1
Cyrus Tate.....	1

2008-09 Margin of Victory/Defeat

Points	1	2	3	4	5	6	7	8	9	10+	15+	20+
Wins	0	1	0	1	2	1	0	0	1	1	3	4
Losses	0	1	2	2	0	0	0	2	0	0	5	1

- Forward Cyrus Tate suffered a sprained right ankle against Minnesota (Jan. 8) and played just eight minutes in a three point loss. Tate missed seven games before returning to action in a home win over Northwestern. He was unable to play in games vs. Wisconsin and Purdue, but did return to play four minutes in the most recent outing vs. Michigan. Tate was averaging 7.4 points and a team-best 6.3 rebounds at the time of his injury.
- Freshman guard Anthony Tucker was Iowa's leading scorer in non-conference action at just over 11 points per game. Tucker contracted mononucleosis in late November and his production began to trail off after a season-best 24 points in a Nov. 28 loss to West Virginia. Tucker has been ruled academically ineligible for the second semester and will sit out the remainder of the season.
- Guard Jake Kelly suffered a broken middle finger on his left hand in pre-season practice this year. Kelly missed Iowa's exhibition game, but elected to not have surgery and has played in every game.
- Junior guard Jermain Davis suffered a bruised knee last week during practice and was unable to play in the most recent outing against Michigan.

HAWKEYES OUT OF ACTION

Three Iowa players missed the overtime win over Michigan, while senior forward Cyrus Tate returned to action for just four minutes. All four players have started games this season. Along with Tate, Iowa's leading rebounder, the group includes assist leader Jeff Peterson (hamstring). Jermain Davis missed his first game of the season with a bruised knee and Anthony Tucker is academically ineligible for the second semester. Tate missed nine games, Tucker has missed 12 games and Peterson has not played in Iowa's last two outings.

Those players have started 61 of the 83 games they have combined to play, averaging 25.3 points, 11.2 rebounds and 6.1 assists per game. The group is shooting 46.1% from the field, 29.3% from three-point range and 78.7% from the free throw line.

The four players have scored 40.2% of Iowa's points in 27 games. The group also has 37% of Iowa's rebounds and 49.2% of Iowa's assists. Here are their totals:

Player	G/GS	FG-A	PCT	3pt-A	PCT	FT-A	PCT	REB	AVG	AS	TO	BK	ST	PTS	AVG
Tate	18/17	43-64	.672	0-0	.000	36-47	.766	107	5.9	2	19	11	14	122	6.8
Peterson	25/25	81-180	.450	23-58	.397	80-97	.825	59	2.4	106	79	1	30	265	10.6
Davis	26/11	40-106	.672	16-58	.276	33-44	.750	83	3.2	42	33	1	8	129	5.0
Tucker	14/8	49-112	.438	38-89	.427	9-12	.750	42	3.0	8	13	0	7	145	10.4
Totals	83/61	213-462	.461	77-263	.293	158-200	.790	291	10.8	158	144	13	59	661	24.5

IOWA TWO-POINT FIELD GOALS

In a 56-51 win over Northwestern, Iowa attempted just 10 two-point field goals, and made just two of those attempts. Iowa made 12-30 three-point attempts and 16-18 free throws in the win. The two made field goals are the fewest two-point field goals for Iowa since the Hawkeyes had just six in a 43-36 home win over Michigan State last season. The 10 two-point attempts are the fewest since Iowa had 13 two-point attempts in a home win over Penn State a year ago.

The two made and 10 attempted two-point field goals against Northwestern are the fewest ever for Iowa, in both categories, since the inception of the three-point field goal.



Michigan State vs. Iowa Series History

Michigan State leads, 59-52
at Iowa City: Iowa leads, 33-20
at East Lansing: MSU leads, 38-17
Neutral Site: Iowa leads, 2-1
at Breslin Center: MSU leads, 15-2

Last Iowa Win: 44-36, 1/12/08
Last MSU Win: 71-56, 1/29/09

Media Guide & History Record Book Online

Iowa's 2008-09 media guide and the History and Record Book, are available online at hawkeyesports.com. After opening the Iowa website, click on Men's Basketball at the top of the page under "The Hawkeyes". Once at the basketball site, click on either the Media Guide or the History and Record Book on the right side of the page under the "Stats and More" heading.

Copies of both publications are also available through the UI Sports Information office.

Big Ten Coaches Teleconferences

The Big Ten Conference office has scheduled tele-conferences with men's basketball coaches each week during the Big Ten portion of the 2007-08 season. The weekly calls run through March 10.

The tele-conferences are held each Monday from 9-11 a.m. CT. The calls will be available for play-back for 24 hours.

Contact the Big Ten office or the Iowa Sports Information office for the tele-conference and play-back phone numbers. Following is the coach's order of appearance:

9:00	Tom Crean, Indiana
9:10	Todd Lickliter, Iowa
9:20	Tubby Smith, Minnesota
9:30	Bill Carmody, Northwestern
9:40	Ed DeChellis, Penn State
9:50	Matt Painter, Purdue
10:00	Tom Izzo, Michigan State
10:10	Bo Ryan, Wisconsin
10:20	John Beilein, Michigan
10:30	Thad Matta, Ohio State
10:40	Bruce Weber, Illinois
10:50	Player of the Week

HAWKEYES WORK OVERTIME

With a 70-60 overtime win over Michigan, Iowa improved to 2-0 in overtime this season. The Hawkeyes defeated Wisconsin (73-69) Jan. 21 at home. Iowa has won two overtime games in a season for the first time since the 1986-87 season when it defeated North Carolina State and Illinois in single overtime games. Iowa has won two Big Ten overtime games for the first time in one season since 1976-77 when it won single overtime games against Illinois and Ohio State and a double overtime game vs. Wisconsin.

Iowa is now 48-51 in all overtime games, including a 39-38 record in single overtime. Iowa is 2-1 in overtime under Coach Todd Lickliter.

CLOSE GAMES ARE THE NORM

Fourteen of Iowa's 27 games have been decided by 10 points or less, with Iowa posting a 7-7 record in those games. Ten of those games were decided by six points or less, and Iowa has won twice in overtime.

- Iowa held off Texas-San Antonio (73-67) in the second game of the season by making 14-15 free throws in the second half, including its final 14 attempts.
- Iowa led for 39 minutes in taking a 66-57 win over Oakland, but the Hawkeyes led by just two points with 2:54 remaining before pulling away in the final two minutes.
- Iowa collected a 65-63 win over Kansas State in the consolation game of the Las Vegas Invitational. Cyrus Tate scored from the lane as time expired for the winning basket. Kansas State had tied the score with an offense rebound with 14 seconds remaining.
- Iowa trailed at Boston College by 11 points with 4:45 to play before a 10-1 scoring run closed the final margin to 57-55 in the ACC/Big Ten Challenge. Iowa had a chance to force overtime, but missed the front end of a one-and-one free throw opportunity with no time left on the clock.
- Iowa dropped a 68-65 decision at Ohio State in the first Big Ten Conference game of the season. Iowa made a season-high 14 three-point baskets, but missed two three-point shots in the final seconds that could have forced overtime.
- Iowa defeated Indiana 65-60 in Iowa City, surviving a late Indiana rally that saw the Hoosiers trim the Iowa advantage to two points with 22 seconds remaining. Iowa added three free throws to clinch the win.
- Iowa led Minnesota by as many as 13 points in the first half before the Gophers rallied for a 52-49 win in Iowa City. The Hawkeyes lost the services of senior forward Cyrus Tate eight minutes into the game due to an ankle injury. Iowa cut the deficit to one point with seven seconds to play, then missed a long, desperation three-point attempt after two Minnesota free throws.
- Iowa rallied from a seven point deficit, in the second half, to defeat Wisconsin 73-69 in overtime in Iowa City. The Badgers forced the overtime on a deep three-point basket in the final second before Iowa won in its first overtime of the season.
- Iowa led by 14 points in the second half at Penn State before the Nittany Lions rallied for a 63-59 win. The Hawkeyes missed three attempts to tie the score in the final two minutes before a Penn State free throw with four seconds left secured the win.
- Iowa led by three points at halftime in a 62-54 loss at Illinois, but the Illini shot 65% from the field in the second half to earn the win in Champaign.
- Iowa cut a 20-point second half deficit to just three with 44 seconds remaining at Indiana, but two turnovers in the final minute proved costly as the Hoosiers won 68-60.
- Iowa outscored Northwestern 11-5 in the final 1:05 to earn a 56-51 win in Iowa City. Devan Bawinkel gave Iowa a 48-46 advantage with 1:05 to play and Jeff Peterson came up with a steal on Northwestern's next possession. Iowa made all 10 of its free throw attempts in the final minutes to earn the victory.



Iowa Results on February 25

13 Wins, 8 Losses

1913	Iowa State	W	21-13
1924	* Michigan	L	25-27
1930	* St. Louis	L	24-31
1933	* Ohio State	W	37-29
1935	Michigan	W	37-25
1946	* Indiana	L	46-49
1950	Indiana	W	59-53
1956	Minnesota#	W	83-73
1957	Minnesota	L	81-102
1961	Minnesota	W	61-43
1962	Michigan	L	70-78
1967	Indiana#	W	75-74
1969	* Illinois	W	74-53
1978	Michigan	L	76-82
1982	* Wisconsin	W	79-55
1984	Minnesota	W	62-50
1992	Minnesota	W	79-64
1998	Northwestern	W	75-55
2003	Ohio State	W	71-64
2004	* Illinois	L	59-78
2006	Illinois	L	59-71

* at Iowa City

- Iowa dropped a 49-45 home decision to No. 20/23 Purdue when the Boilermakers used a 10-4 scoring run over the final seven minutes. Iowa trailed by just three points with 17 seconds remaining and forced a missed shot, but Purdue collected the offensive rebound and sealed the win by hitting three of four free throws.
- Iowa rallied from a four point deficit in the final minute to force overtime, before scoring a 70-60 win over Michigan. Matt Gatens hit four straight free throws to force the overtime and Jake Kelly added nine points in the overtime period to secure the win.

MSU COACH TOM IZZO

MSU Coach Tom Izzo is in his 14th year as a college head coach, all at Michigan State. Izzo holds a record of 326-135. Izzo led the Spartans to the Final Four in 1999, 2000, 2001 and 2005, winning the NCAA title in 2000. MSU has won four Big Ten regular season titles and two Big Ten Tournament championships under Izzo, who is in his 26th year as a member of the Spartan staff. He has been named national Coach of the Year on four occasions.

Izzo is 17-8 vs. Iowa and 2-1 vs. Hawkeye Coach Todd Lickliter.

THE SERIES

Michigan State holds a 59-52 advantage over Iowa in the series that began with a 52-37 MSU win in 1938. Michigan State defeated Iowa 71-56 Jan. 29 at Iowa City. Iowa won the first meeting last season, 43-36 at Iowa City, before Michigan

State scored a 66-52 win at East Lansing. The teams also split games in 2007, each winning on its home court. The Hawkeyes won two of three games in 2006. MSU won 85-55 in East Lansing and Iowa won 66-54 in Iowa City before the Hawkeyes took a 53-48 win in the semi-finals of the Big Ten Conference Tournament in Indianapolis. Iowa has won four of the last seven meetings and MSU six of the last 11 and 20 of the last 29 meetings.

The teams split two games in 2005, with Michigan State winning in East Lansing and Iowa winning in the quarter-finals of the Big Ten Tournament in Chicago.

The teams have met three times at neutral sites. Along with Iowa's wins in the 2005 and 2006 Big Ten tournaments, MSU defeated Iowa at the 2000 Big Ten Tournament in Chicago, winning 75-65 on its way to the national title.

Iowa holds a 33-20 advantage in games played in Iowa City. Iowa has won five of the last seven in Iowa City. Overall Iowa has a 13-11 advantage in Carver-Hawkeye Arena. Michigan State, in 1983, won the first basketball game ever played in Carver-Hawkeye Arena. MSU's 11 wins in the facility are the most by any Iowa opponent.

The Spartans hold a 38-17 advantage in games played in East Lansing, where Iowa has lost 13 straight since taking an overtime win at the Breslin Center in 1993. Iowa is 2-15 at the Breslin Center, which opened in 1989-90.

IOWA, MSU GAME NOTES

- Michigan State Coach Tom Izzo (14th season) is the dean of Big Ten Conference coaches, while Iowa's Todd Lickliter is one of three head coaches who are in the Big Ten Conference for their second season.
- Michigan State's 32-point win (81-49) in the second meeting in 2007 marked MSU's widest victory margin in the series.
- Michigan State (1999 and 2000) and Iowa (2001 & 2006) have won four of the 11 Big Ten Conference tournaments and they are two of five league teams (along with Illinois, Ohio State and Wisconsin) to appear in the championship game on more than one occasion (Iowa lost in the 2002 title game as well). Michigan won the inaugural event in 1998, Ohio State won in 2002 and 2007, Illinois won in 2003 and 2005 and Wisconsin earned the title in 2004 and 2008.
- Iowa and Michigan State played two common opponents in non-conference action. Iowa won 70-48 at The Citadel and defeated Oakland 66-57 in Iowa City. The Spartans defeated The Citadel 79-65 at East Lansing and Oakland 82-66 at Auburn Hills, MI.
- Iowa assistant LaVall Jordan is a native of Albion, MI.

SPARTANS WON FIRST MEETING

Michigan State scored the first eight points and never trailed in taking a 71-56 win in Iowa City. Iowa trailed by nine in the early going before back-to-back three-point baskets by Matt Gatens closed the deficit to 13-8. The Spartans led by six at the midway point in the half before pulling away to a 38-25 halftime advantage. MSU shot 50% from the field in the first half, compared to 40% for Iowa.



Michigan State started the second half with a 12-2 scoring run to open its biggest advantage of the game, 50-28 with 15 minutes remaining. Iowa kept battling, eventually closing the gap to nine points, 61-52, with six minutes remaining following a three-point basket by Jermain Davis. The Spartans responded with five straight points to seal the win.

Iowa shot just 42.3% from the field, including 30.8% (8-26) from three-point range. The Hawkeyes also shot just 44.4% (4-9) from the foul line, their lowest percentage of the season. Michigan State ended the game shooting 51.9% from the field, including 55.6% (5-9) from three-point range. The Spartans also held a 35-28 rebounding advantage, scored 14 fast break points and held a 28-22 scoring advantage in the paint.

Jeff Peterson led Iowa with 14 points and five assists. Matt Gatens added 13 points, four rebounds and three steals. Iowa's reserves scored 22 points, with Jarryd Cole scoring a season-high 10 points and Davis adding nine. Cole led Iowa with eight rebounds and Aaron Fuller had five.

Kalin Lucas led the Spartans with 24 points and Durrell Summers added 21. Goran Suton led MSU with 11 rebounds and Delvon Roe had 10.

WELCOME TO CONFERENCE ACTION

Iowa played seven of its first nine conference games and 10 of 14 overall against teams that were ranked at the start of conference play. Iowa opened conference play with a 68-65 loss at No. 23 Ohio State. Following a 65-60 win over Indiana, Iowa dropped a 52-49 decision to No. 19/22 Minnesota at home and a 64-49 decision at Michigan. Iowa lost 75-53 at No. 19/19 Purdue and defeated Wisconsin 73-69 in overtime. Iowa lost 71-56 to No. 9/9 Michigan State, 62-54 at No. 19/20 Illinois and 49-45 at home to No. 20/23 Purdue before a 70-60 overtime win over Michigan.

HAWKEYES FACE STRONG SCHEDULE

The 12 teams that have defeated Iowa this season are having good results against other teams as well. As of Monday, the teams with wins over Iowa have a combined record of 215-110 (.662). Nine of the 12 have been in the national rankings and four have at least 20 wins. Seven of Iowa's defeats have been by eight points or less, including a two-point decision at Boston College, three-point losses at Ohio State and to Minnesota and four-point losses at Penn State and to Purdue (home).

Iowa's schedule strength is ranked 34th nationally by the latest Sagarin Ratings.

HAWKEYES FEATURE YOUNG SQUAD

Following is statistical information on the youngest teams in Division I basketball, with figures provided by Stats, Inc.

- Based on a point system that gives one point for freshmen and four points for seniors, Iowa ranks as the 21st youngest team in Division I basketball.
- Matt Gatens is one of 21 freshmen in Division I basketball who has started every game this season.

- Iowa is one of 28 Division I teams that has a true freshman as its leading scorer, as Matt Gatens leads with a 11.1 scoring average.
- Iowa ranks 43rd among Division I schools with freshmen playing 33.4% of all minutes.

IOWA PROGRAM REACHES 1,400 WINS

The Iowa basketball program reached 1,400 wins (now at 1,465) with a 79-46 victory over Texas-San Antonio on Nov. 26, 2005. Iowa ranks 36th on the all-time list for victories and is one of 40 NCAA Division I programs with as many as 1,450 wins. Iowa's basketball history includes 73 winning seasons and 24 years in which the Hawkeyes have won 20 or more games. Iowa (with 22) is one of 31 programs to earn more than 20 invitations into the NCAA Tournament.

IOWA GOOD AS GOLD IN OT WIN

Sporting new gold uniforms, Iowa rallied from a four-point deficit in the final minute to force overtime before securing a 70-60 win over Michigan. With three starters out of action due to injuries, four Hawkeyes played the entire 45 minutes. All five Iowa starters scored at least seven points and all five grabbed at least six rebounds. Iowa wore gold uniforms for the first time under Coach Todd Lickliter.

Iowa trailed 56-52 with 47 seconds to play when Matt Gatens connected on two free throws to cut the deficit in half. Gatens was then fouled on a rebound following a Michigan miss and his two free shots tied the game with 25 seconds remaining. The Wolverines missed a long three-point attempt at the buzzer.

Iowa dominated play in the overtime, scoring the first nine points. Michigan missed its first nine field goal attempts in the extra period and scored just two free throws before its only field goal came with 26 seconds remaining. Jake Kelly scored Iowa's first basket, then added a three-pointer and a lay-up after Gatens had given Iowa a four-point lead. Kelly sealed Iowa's second overtime win of the season with two final free throws.

Iowa had led by as many as 12 points (20-8) in the first half before Michigan scored 14 straight points for a 22-20 advantage. The Wolverines led 29-28 at intermission as Iowa won its third game of the season after trailing at halftime.

Kelly led Iowa with career-bests in points (23), assists (9), rebounds (8) and minutes (45). For his play, which included a standout defensive effort, Kelly was recognized as the Big Ten Conference Player of the Week.

Gatens added 16 points and six rebounds, Devan Bawinkel has 12 points and a career-high nine rebounds and Jarryd Cole had 10 points and seven rebounds. Iowa shot 47.1% from the field, 39.1% from three-point range and 72.2% from the free throw line. Iowa held a 40-33 rebounding advantage and had just 10 turnovers.



Iowa in Big Ten Statistics

Category	All Games		Big Ten	
	Stat	Rank	Stat	Rank
Free Throw %	.744	2nd	.744	2nd
3-Pt. Field Goal %	.373	3rd	.346	7th
3-Pt. FG Per Game	8.1	3rd	7.4	3rd
Scoring Defense	58.9	3rd	62.9	7th
Field Goal %	.449	5th	.426	6th
FG% Defense	.427	7th	.448	8th
Rebounding Margin	-0.4	7th	-1.7	8th
3-PT FG Defense	.350	8th	.367	7th
Blocked Shots	2.2	10th	2.2	7th
Scoring Margin	+2.0	10th	-5.4	10th
Ast./TO Ratio	0.9	10th	0.8	9th
Turnover Margin	-1.4	10th	-3.2	10th
Scoring Offense	61.0	10th	57.6	11th
Steals	4.9	11th	3.9	11th
Assists	11.9	11th	10.9	11th

INDIVIDUAL STATISTICS

Category	Player	All Games		Big Ten	
		Stat	Rank	Stat	Rank
FT%	Matt Gatens	.905	1st	.870	2nd
	Jeff Peterson	.825	4th	.788	11th
3-pt. FG %	Matt Gatens	.439	2nd	.388	10th
	Jeff Peterson	.397	---	.368	13th
	Jake Kelly	.351	---	.364	15th
3-pt. FG Per G.	Matt Gatens	1.7	9th	1.9	7th
FG%	Matt Gatens	.441	15th	.415	---
	Cyrus Tate	.672	---	.889	---
Rebounding	Cyrus Tate	5.9	---	3.8	---
Steals	Jeff Peterson	1.2	14th	1.2	T15th
Ast/TO Ratio	Jeff Peterson	1.3	10th	1.3	10th
Assists	Jeff Peterson	4.2	7th	4.9	2nd
	Jake Kelly	2.8	---	2.7	15th
Scoring	Matt Gatens	11.1	21st	11.7	16th
	Jeff Peterson	10.6	24th	12.0	19th
	Jake Kelly	10.3	27th	11.0	22nd
Minutes	Matt Gatens	33.2	7th	35.8	7th
	Jeff Peterson	33.0	9th	36.1	5th

MSU RALLIES PAST WISCONSIN

Michigan State started slow before rallying for a 61-50 home win over Wisconsin. The Spartans trailed 22-12 in the opening half before cutting the deficit to 31-25 at halftime. Wisconsin shot just 33.3% from the field in the opening half, but hit all seven free throws to maintain the advantage.

The Badgers built the advantage to 12 with 12:31 left in the game before Michigan State rallied. The Spartans shot 51.9% from the field in the second half and held Wisconsin to 27.8% shooting. The Spartans were dominate in the final 12 minutes, turning the 12-point deficit into an 11-point advantage in the final minute.

MSU held a 37-25 rebounding advantage, a 32-16 advantage in points in the paint and a 29-11 margin in bench scoring. Kalin Lucas led the Spartans with 17 points and Goran Suton added 16 points and 10 rebounds. Travis Walton led MSU with six assists.

HAWKEYES ARE TOUGH AT HOME

Iowa has won 54 of its last 67 games (.806) in Carver-Hawkeye Arena (15,500) over the last three-plus seasons, including win streaks of 21 straight overall and 12 straight Big Ten Conference wins. Iowa has won 10 of its last 16 home games against ranked opponents and is 11-3 at home this season. Each of Iowa's three home losses this season have been to ranked opponents.

Iowa was a perfect 17-0 at home in 2006 and 14-2 in 2007 before posting a 10-8 home record a year ago. Iowa has compiled a 23-9 Big Ten Conference record in that time.

TICKET DISCOUNT FOR HOME GAMES

The University of Iowa is selling reserved seat tickets for \$10 to its two remaining home games.

The price reflects a \$17 savings on tickets for the weekend game vs. Penn State and a \$12 savings on tickets for Iowa's game against Ohio State, which is scheduled for Tuesday, March 3.

Tickets can be purchased over the telephone by calling 1-800-IA-HAWKS, online at hawkeyesports.com, and in person at the UI Athletics Ticket Office in Carver-Hawkeye Arena.

STUDENTS CAN BRING A FRIEND

All current UI students who purchased either a student season ticket or the five-game "March to March" ticket package will be allowed to bring a friend to each of Iowa's remaining home games for free. Students can take advantage of this offer by logging on to their season ticket account at hawkeyesports.com and printing a ticket for the game, or games, of their choice. Both the student who has purchased the season ticket and the student guest will need to present their student ID when entering the arena at the East entrance.

IOWA TO HOST OHIO STATE MARCH 3

Iowa's home game against Ohio State will be played Tuesday, March 3. The game will have an 8 p.m. start time and will be televised to a national cable audience on the Big Ten Network.

The Hawkeyes host Penn State, Saturday March 7 (1:05 p.m., BTN) in their final regular season contest.

IOWA VS. RANKED TEAMS

These are Iowa's most recent wins vs. nationally ranked opponents:

At Home:	43-36 over sixth-ranked Michigan State, 1/12/08
On the Road:	70-67 over 21st-ranked Indiana, 2/11/06
Neutral Court:	67-60 over 7th-ranked Ohio State, 3/12/06 In semi-finals of Big Ten Tournament



Hy-Vee Cy-Hawk Series

Iowa has clinched the fifth annual Hy-Vee Cy-Hawk Series, holding a 17-4 advantage through 11 events. Iowa defeated Iowa State 17-5 in football to win the only three-point event. The Cyclones beat the Hawkeyes 3-0 in volleyball to earn two points. Iowa also downed the Cyclones in women's soccer, 3-2, in Ames. In cross country, the Iowa women placed ahead of Iowa State in the NCAA Regional to gain two points, while the ISU men topped Iowa in the men's event. Iowa defeated the Cyclones in wrestling (20-15), women's basketball (66-46), men's basketball (73-57) and women's swimming and diving (196-104). Iowa's women's gymnastics swept two dual meets from Iowa State (each worth one point).

There is just one event remaining, as Iowa will host the Cyclones in softball (2 points) on April 17.

Iowa now holds a 3-2 advantage in the in-state competition that began in 2005, winning in 2005 and 2007, along with this year.

The 12-event series awards two points (except football, which is worth three) to the winning school in each head-to-head match-up between the two institutions. Additionally, two points are awarded to an institution if the graduation rate of its student-athletes is greater than the national average as reported each fall by the NCAA.

A commemorative Hy-Vee Cy-Hawk Series Cup, which stands 31 inches tall and weighs 19 pounds, is displayed on the winning team's campus for an entire year after a victory. Replica cups are also presented as "traveling trophies" for individual victorious teams in the head-to-head competition.

This season's fifth annual Hy-Vee Cy-Hawk Series schedule is listed below:

Date	Event	Site/Result
9/12	Volleyball (2 pts)	ISU, 0-3
9/13	Football (3 pts)	Iowa, 17-5
9/21	Women's Soccer (2 pts)	Iowa, 3-2
11/15	Men's Cross Country (2 pts)	ISU
11/15	Women's Cross Country (2 pts)	Iowa
12/6	Wrestling (2 pts)	Iowa, 20-15
12/7	Women's Basketball (2 pts)	Iowa, 66-46
12/12	Men's Basketball (2 pts)	Iowa, 73-57
12/12	Women's Swim. & Diving (2 pts)	Iowa, 196-104
2/12	Women's Gymnastics (1 pt.)	Iowa
2/16	Women's Gymnastics (1 pt.)	Iowa
4/7	Softball (2 points)	Iowa City

Academic Opportunities

Two points for an institution if the student-athlete graduation rate for all student-athletes is greater than the national average for all student-athletes, according to the annual graduation rate report issued each September/October by the NCAA.

LICKLITER VS. RANKED TEAMS

Iowa Coach Todd Lickliter holds a 7-16 record when coaching against nationally ranked opponents, including a 1-11 mark at Iowa (0-6 in 2008-09) and a 6-5 record in six seasons at Butler.

Iowa, this season, dropped a 68-65 contest at No. 23 Ohio State Dec. 31 and lost a 52-49 decision to No. 19/22 Minnesota Jan. 8 in Iowa City. Iowa was defeated 75-53 Jan. 18 at No. 19/19 Purdue and the Boilermakers won at Iowa City while ranked No. 20/23. Iowa has also lost 71-56 to No. 9/9 Michigan State at home and 62-54 at No. 19/20 Illinois.

In 2007-08, Iowa defeated sixth-ranked Michigan State (43-36), while dropping decisions to 11th-ranked Indiana (76-79), 24th-ranked Wisconsin (51-64), seventh-ranked Indiana (43-65), eighth-ranked Wisconsin (54-60) and 17th-ranked Michigan State (52-66).

Lickliter's Butler teams defeated ranked opponents Louisville (14th), Maryland (18th), Mississippi State (20th), Ball State (21st), Tennessee (22nd) and Gonzaga (23rd). His teams are 0-3 vs. top five opponents, including losses to third-ranked Oklahoma in 2003, third-ranked Florida in 2007 and fifth-ranked Duke in 2003.

GATENS AMONG TOP BIG TEN FRESHMEN

Iowa freshman Matt Gatens ranks among Big Ten freshman leaders in several categories. Gatens is first in three-point percentage (.443), free throw percentage (.905) and minutes played (33.2) and second in scoring (11.1) and three-point field goals per game (1.7).

HAWKEYES FROM THE LINE

- Iowa is shooting 74.4% from the free throw line to rank second in the Big Ten and 20th in the nation.
- Iowa made all eight free throw attempts in a win over Northern Iowa. The perfect performance against Northern Iowa is the best for an Iowa team since Nov. 19, 2004 when the Hawkeyes established a school record by hitting all 20 of their free throw attempts in a win over Western Illinois.
- Iowa connected on 20-22 attempts (90.9%) in a win over Texas-San Antonio, including its last 14 attempts over the final 13 minutes.
- Iowa made 16-18 (88.9%) free throw attempts in a 56-51 win over Northwestern. The Hawkeyes hit 13-14 in the second half, including all 10 attempts in the final 3:08.
- Jermain Davis led Iowa vs. UTSA, making all 10 of his attempts. He is the 24th Iowa player ever to shoot 100% from the free throw line in a game, with a minimum of 10 attempts. Davis is the seventh player (sixth Hawkeye) to make as many as 10 free throws in a game without a miss, in Carver-Hawkeye Arena.
- Iowa single-game free throw bests also include 88.9% (8-9) in a loss at Boston College, 90.9% (10-11) in a loss to Minnesota, 90% (9-10) in a loss at Michigan and 93.8% (15-16) in a loss at Penn State and 88.9% (16-18) in a win over Northwestern.
- Iowa had a season low in made free throws (three) and free throw attempts (four) in a loss at Illinois.



Iowa Signs Two In-State Recruits

Guard Eric May of Wahlert HS in Dubuque and forward/center Brennan Cougill of Heelan HS in Sioux City have signed national letters in intent to join the Hawkeye basketball program next season.

May (6-5, 220) has excelled in both basketball and football during his prep career. He led Wahlert to the Class 3-A state basketball title as a junior, hitting a 35-foot shot at the buzzer to lift his team to a 70-67 win. In three games at the state tournament he averaged 18.7 points and 4.3 rebounds, shooting 50% from three-point range and 87.5% from the free throw line. He was named captain of the Class 3-A all-tournament team.

May averaged 18.5 points, 6.5 rebounds, three assists and 2.5 steals as a junior for Coach Tom English as Wahlert posted a 24-3 overall record. His last second basket led Wahlert to a win at Iowa City High, the only loss of the season for the Class 4-A state champion Little Hawks.

May earned first team all-state and all-conference honors as a junior. This past football season he earned first team all-conference recognition as one of the top prep quarterbacks in the state.

May also started for the Wahlert basketball team as a sophomore, averaging 14 points and 7.2 rebounds in helping the Golden Eagles post a 16-7 overall record.

Cougill (6-9, 260) became the first in-state player to commit to Lickliter's program when he gave the Hawkeyes his verbal commitment in September, 2007. He averaged 19.5 points, 11 rebounds and two blocked shots per game as a junior. He earned first team all-state honors a year ago after earning third team recognition as a sophomore. Cougill was invited last summer to the invitation-only NBA Top 100 camp in Virginia.

As a junior, Cougill led Heelan to a 20-4 overall record, including a return trip to the Class 3-A state tournament. Heelan was defeated in the quarter-finals by eventual champion Dubuque Wahlert. Cougill collected 10 points and 10 rebounds in the quarter-final loss.

As a sophomore he averaged 15.5 points and nine rebounds a game as Heelan placed second in the state tournament. His tip-in basket in the semi-finals allowed Heelan to advance to the title game.

- Iowa's accuracy from the free throw line is led by freshman Matt Gatens, who is shooting 90.5% (67-74) to lead all players in the Big Ten. His percentage would rank third nationally, but he is just under the minimum of 2.5 made per game. Gatens made 26 straight free throws over a 16-game span, from a win over Texas-San Antonio on Nov. 17 to missing his first attempt against Wisconsin on Jan. 21.
- Jake Kelly made 9-10 free throws in a loss to West Virginia, Jeff Peterson made 11-12 free throws in a win over Kansas State and Cyrus Tate made 10-11 in a home win over Indiana.

IOWA FROM THREE-POINT RANGE

- Iowa is averaging 8.1 three-point field goals per game and 21.7 attempts per game. Iowa is shooting 37.3% from three-point range overall and 34.6% in Big Ten play. The Hawkeyes are third in the Big Ten in three-point field goals per game and three-point percentage.
- Overall, 47.7% (587-1,230) of Iowa's field goal attempts have been of the three-point variety. Iowa attempted a season-high 30 three-pointers against Southeast Missouri State (13 made) and Northwestern (12 made).
- Iowa made a season-high 14 three-point baskets in a 68-65 loss at Ohio State to open Big Ten play. The 14 three-point baskets tie as the second highest total in school history. Iowa has made 15 in two games, the most recent against Northwestern on Jan. 3, 1998. Iowa shot an even 50% (14-28) against the Buckeyes. The Hawkeyes made 14 three-point baskets in five games prior to this season.
- Iowa has made 13 three-point field goals in two games (at The Citadel and vs. SE MO State). The 13 three-point field goals ties as the 10th most by an Iowa team in a single game.
- Iowa had a season-low two three-point baskets in a 49-45 home loss to Purdue, with 19 three-point attempts (10.5%). Iowa had just four three-point baskets in a 63-59 loss at Penn State, shooting just 23.5% (4-17).

THREE-POINT SHOTS AMONG SEASON LEADERS

Through 27 games, Iowa had made 219 three-point field goals and has 587 attempts. The 219 three-point baskets rank third best in a single season, as Iowa made 274 treys in 1995 and 222 in 2008.

The 587 attempts in also third best in a single season, as Iowa had 743 attempts in 1995 and 640 attempts last season.

Iowa is averaging 8.1 made treys and 21.7 three-point attempts per game.

IOWA SHOOTING ON TARGET

- Iowa is shooting 44.9% from the field through 27 games and 42.6% in 14 Big Ten Conference games.
- Overall, the Hawkeyes have made at least 50% of their field goal attempts in seven games. Iowa has single-game bests of 57.1% from the field in a win over Texas-San Antonio and 52% (13-25) from three-point range in a win at The Citadel. Iowa shot 52.3% from the field at Ohio State, its best performance in Big Ten action, and 50% in a loss at Wisconsin.
- A year ago Iowa shot as well as 50% from the field in just four of 32 games, with a best of 57.5% at Penn State.

IOWA GETS DEFENSIVE

- Iowa's defensive play has been a constant throughout the season, as the Hawkeyes rank 12th nationally in scoring defense, allowing 58.9 points per game. Iowa held Purdue to 49 points, just the second time in 26 games the Boilermakers failed to score more than 50.
- In a overtime win over Michigan, the Hawkeyes allowed the Wolverines just 56 points in regulation and four points in the extra session. Michigan shot just 32.2% from the field, including 10% (1-10) in the overtime.



- Iowa opponents are shooting 42.7% from the field, including 35% from three-point range. Iowa's non-conference opponents shot 32.8% from three-point range, while Big Ten opponents are shooting 36.7%.
- Iowa held Bryant University to just 36 points in a 61-36 win and allowed Northern Iowa just 24 points in the second half of a 65-46 win. The 36 points by Bryant match the fewest allowed by Iowa under Coach Todd Lickliter. Iowa held Michigan State to just 36 points in a 43-36 win over the Spartans last season in Iowa City. Bryant shot just 29.7% from the field, including 33.3% from three-point range. The 14 points scored by Bryant in the first half mark the fewest Iowa has allowed under Lickliter as well.
- The Hawkeyes have held seven opponents to less than 50 points. Iowa held No. 19/22 Minnesota to 52 points and 33.9% shooting from the field in a 52-49 loss. No. 20/23 Purdue scored just 49 points in a narrow 49-45 win at Iowa City.
- Iowa's non-conference opponents averaged 54.6 points and league foes are averaging 62.9 points.
- Iowa ranked fifth in the nation in scoring defense last season (58.0) and held opponents under 50 points in nine games. Iowa opponents shot 40.4% from the field.

SOLID IN THE SECOND HALF

- Iowa's defense was solid in the second half in several games earlier in the season, but not as effective in the second half recently.
- At Boston College, Iowa allowed just seven field goals in the second half of a two-point loss. Iowa held Bryant University to just six field goals and 22 points in the second half in expanding a 26-14 halftime advantage to a 61-36 win.
- Iowa led Northern Iowa 23-22 at halftime of a 65-46 win, limiting the Panthers to 10 field goals in the final 20 minutes. In a win over Iowa State, the Hawkeyes expanded a 34-32 halftime margin to a 73-57 win. Iowa led by as many as 26 points while holding the Cyclones to 10 field goals and 25 points in the second half. In a loss at Drake, Iowa held the Bulldogs to six field goals and 25 points in the second half. Iowa allowed Western Illinois just 20 points in the second half, as the Leathernecks made just seven field goals (25%) and 1-5 (20%) three-point attempts.
- In conference play, Purdue scored 46 second half points, the most scored against Iowa in the second half in 57 games under Coach Todd Lickliter. Purdue shot 53.6% overall in the half, including 77.8% from three-point range, and added 90% from the free throw line.
- In Iowa's overtime win over Wisconsin, the Badgers shot 51.9% (14-27) in the second half, but just 33.3% (3-9) in the overtime period. Penn State's rally in Iowa's 63-59 loss was aided by 51.9% shooting from the field as the Nittany Lions scored 41 points in the second half.
- Michigan State shot 54.2% in the second half of a 71-56 win in Iowa City. Illinois shot 65% (13-20) from the field while scoring 40 points in the second half and Indiana shot 50% in the second half, including 57.1% from three-point range.

- In a win over Northwestern, Iowa held the Wildcats to 37.5% shooting overall. Northwestern shot just 26.9% (7-26) from three-point range and had only 10 free throw attempts. Iowa held a 33-26 rebounding advantage.
- Iowa held No. 20/23 Purdue to 49 points when the Boiler-makers won at Iowa City. Purdue made just 3-16 (18.8%) three-point attempts overall and shot just 40% from the field in the second half.
- Iowa held Michigan to 32.3% shooting in an overtime win. The Wolverines shot just 29.6% in the second half and 10% (1-10) in the overtime period.

TAKING CARE OF TURNOVERS

During the non-conference portion of the schedule, Iowa averaged 11.5 turnovers in 13 games. In 14 Big Ten Conference games, Iowa is averaging 13.4 turnovers.

A year ago, Iowa averaged 17.2 turnovers in its 13 non-conference games before reducing that number to 14.8 during the 18-game conference schedule.

VALUABLE POSSESSIONS

Iowa is averaging 11.9 assists and 12.5 turnovers per game. Through 27 games last season those averages were 12.6 assists and 15.8 turnovers per game.

NO TREYS FOR OPPONENT

Iowa held Southeast Missouri State without a three-point basket in a 75-41 win, as the Redhawks missed all 11 attempts from behind the arc. SE Missouri State became the first Iowa opponent in 125 games not to make at least one trey. The last time that happened was Dec. 10, 2004 when Iowa State missed all six three-point attempts in Iowa's 70-63 win in Iowa City. Iowa allowed Kansas State just three treys in seven attempts in a 65-63 Hawkeye win. Boston College made just 2-10 three-point attempts in its 57-55 win over Iowa and Western Illinois was 2-7 in its 58-43 loss to the Hawkeyes.

BALANCED SCORING LEADS IOWA

Iowa has featured a balanced scoring attack, with at least three players scoring in double figures in 10 games and four reaching 10 points or more in five games.

Eight different players have led Iowa in scoring and four are averaging more than 10.2 points per game.

Senior Cyrus Tate is shooting 67.2% from the field and sophomore Jarryd Cole is shooting 72.3% in a more limited role. Guards Matt Gatens (44.1%) and Jeff Peterson (45%) and forward David Palmer (48.1%) are also near 50%. Cole recently had a streak of 12 consecutive made field goals before his first miss in a loss at Indiana. Cole is shooting 72.5% in Big Ten games.

Tate shot 66.7% from the field last season, including 70.2% to lead all players in Big Ten games only.



HAWKEYE GAMES NOTES

- Iowa is 8-6 when controlling the opening tip and 6-7 when not controlling the tip.
- Iowa is 4-1 when four players reach double figures, 6-3 when three score in double figures, 4-6 when two score 10 or more points and 0-2 with just one player in double figures. In 32 games last season, Iowa had more than three players score in double figures just four times.
- Iowa was guilty of five turnovers in a win over Northern Iowa, the fewest for Iowa under Coach Todd Lickliter. Iowa had six turnovers in a win at The Citadel and seven in wins over Charleston Southern and SE Missouri State. Iowa was guilty of 19 turnovers against Texas-San Antonio, 16 vs. Oakland and 21 vs. West Virginia, (including 17 in the first half). More recently, Iowa had 17 turnovers vs. Minnesota, Michigan and Northwestern and 19 at Purdue. Iowa had less than 10 turnovers in just two of 32 games a year ago and had 20 or more turnovers in seven games.
- Iowa is 6-0 when scoring between 70-79 points, 6-3 when scoring between 60-69 points and 2-10 when scoring less than 60 points.
- Iowa is 6-1 when holding its opponent to less than 50 points, 3-2 when the opponent scores between 50-59 points, 5-7 when the opponent scores between 60-69 points, 0-2 when the opponent scores between 70-79 points and 0-1 when the opponent scores over 80 points.
- Iowa is 12-3 when collecting more assists than the opponent, 1-9 when the opponent has more assists and 1-1 when assists are even.
- Iowa is 8-1 when having fewer turnovers than its opponent, 4-10 when the opponent has fewer turnovers and 2-2 when turnovers are even.
- Iowa is 10-2 when collecting more steals than its opponent, 4-10 when the opponent has more steals and 0-1 when steals are even. Iowa allowed The Citadel no steals in taking the 70-48 road win.
- Iowa is 11-3 when leading at halftime and 3-10 when trailing at halftime.
- Iowa is 7-7 in games decided by 10 points or less, including 4-5 in games decided by five points or less and 2-0 in overtime.

HAWKEYE PLAYER NOTES

- Along with scoring the game winning basket vs. Kansas State, Cyrus Tate ended the game with 10 points and seven rebounds, just one night after failing to score in a loss to West Virginia. Tate turned in solid defensive performances in wins over Northern Iowa and Iowa State, adding 10 points and eight rebounds against the Cyclones. He leads Iowa in rebounding (5.9) and is scoring 6.8 points per game. He recorded the sixth double-double of his career with 22 points and 11 rebounds in a win over Indiana. He played just eight minutes in a loss to Minnesota due to injury and missed Iowa's next seven games. Tate returned to play 13 minutes against Northwestern before missing two additional games. He returned to play four minutes in Iowa's most recent outing vs. Michigan.

- Jeff Peterson leads Iowa in assists at 4.2 per game, including 4.9 in Big Ten games, and leads the team with 30 steals. Peterson scored a season-high 18 points in wins over Kansas State and Northern Iowa and is averaging 10.6 points per game. He added 16 points and seven assists in a win over Wisconsin. He is shooting 45% from the field and leads the team in free throws (80) and attempts (97), shooting 82.5%. Peterson missed Iowa's last two games due to a hamstring strain.
- True freshman Matt Gatens has scored in double figures in 18 games, with a season-best of 22 in road games at Ohio State and Indiana, and leads Iowa in scoring (11.1). He recorded his first career double-double with 11 points and 10 rebounds in a win over Western Illinois. He ranks third on the team in assists (58) and leads the Big Ten in free throw percentage (90.5%, 67-74) and is second in three-point percentage (.439). He made 26 straight free throws over 16 games before missing his first attempt in a home win over Wisconsin.
- Junior Devan Bawinkel had a season-best 15 points in a loss at Ohio State, hitting 5-8 three-pointers. He added 12 points against Boston College, Iowa State and Michigan, connecting on 4-7 three-pointers at Boston College and 4-5 vs. Iowa State. He added a career-best nine rebounds while playing all 45 minutes in the home win over Michigan. Through 27 games, 103 of his 108 field goal attempts are three-point attempts. He also has not attempted a free throw and has committed just six turnovers. His three-point basket with 1:05 to play gave Iowa a 48-46 advantage in a 56-51 win over Northwestern.
- Junior Jermain Davis had his best game against Iowa State, recording season-bests in points (16), rebounds (six), assists (five) and steals (one). Davis had 10 points in the loss at Boston College and added 13 points and eight rebounds in a win over Western Illinois. He had nine points and eight rebounds in a win over Indiana, eight rebounds in a loss to Minnesota and nine points vs. Michigan State. Davis missed the win over Michigan due to a bruised knee.
- Sophomore Jake Kelly, still shaking off the effects of a broken middle finger on his shooting (right) hand, contributed 19 points, five rebounds, four assists and two steals in a win over Northern Iowa. Kelly had 19 points in a loss at Penn State and had six rebounds in a win over Northwestern. He scored 17 points (7-9 FG's) in the loss at Wisconsin and added 19 in a home loss to Purdue. Kelly had career-bests in points (23), assists (9) and rebounds (8) in a win over Michigan, earning Big Ten Player of the Week honors. He ranks second on the team in steals (29) and assists (76) and is averaging 10.3 points.
- True freshman Aaron Fuller had a season-best seven rebounds and seven points against Kansas State, and he added seven points in a win over Bryant. Fuller had a career-best 16 points, along with four rebounds, in a loss at Penn State. Fuller has started 14 games and added seven points and six rebounds in a win over Michigan.



- Junior forward David Palmer started for the first time in his career at Purdue and responded with 19 points and eight rebounds. He added 21 points (8-12 FG's) and seven rebounds in a win over Wisconsin and had eight rebounds and six points at Penn State. He is shooting 48.1% from the field and 40% from three-point range. In five games as a starter he averaged 11 points and 5.2 rebounds.
- Sophomore Jarryd Cole had his most productive game of the season in a narrow loss to Purdue, scoring 13 points (4-5 FG, 5-6 FT) and collecting five rebounds. Against Michigan State he made all five of his field goal attempts while scoring 10 points and collecting eight rebounds and two blocked shots. Cole added 10 points in a loss at Illinois, again making all of his five field goal attempts. Cole had 10 points and seven rebounds in a win over Michigan. He is shooting 72.5% from the field in Big Ten games. Cole made 12 straight field goal attempts before a miss at Indiana and is shooting 72.3% in all games. He had seven rebounds in a win over Northwestern and eight at Wisconsin.

HAWKEYES FEATURE YOUNG LINE-UP

Iowa's starting line-up in its first eight games included three true freshmen, including forward Aaron Fuller and guards Matt Gatens and Anthony Tucker. Iowa then started one senior, one junior, two sophomores and one freshman in seven games before sophomore Jarryd Cole replaced senior Cyrus Tate in the starting line-up at Michigan. In its most recent contest Iowa's line-up included two freshmen, two sophomores and a junior.

Iowa's starting line-up included three freshmen in four games last season, included Jarryd Cole, Jeff Peterson and Jake Kelly. Cole later missed the final 19 games due to injury. Kelly started 25 games and Peterson 11 as the three combined for 42 starts. Iowa freshmen this season have earned 49 starts.

Iowa had not started three freshmen in a game since 2000-01. That season, Brody Boyd, Jared Reiner and Glen Worley started in a game at Illinois. Boyd, Worley and Sean Sonderleiter started in a game at Michigan State and Boyd, Worley and Courtney Scott started in a game at Michigan.

IOWA'S STATISTICAL COMPARISONS

	All Games	Big Ten	Home Games	Away Games	IA Wins	IA Losses
Record	14-13	4-10	12-3	2-10	14-0	0-13
Points	61.0	57.6	63.5	57.8	67.0	54.5
Opp. Pts	58.9	62.9	53.8	65.3	53.3	65.0
FG%	.449	.426	.464	.429	.476	.419
FG Def.	.427	.448	.392	.472	.394	.463
3-PT%	.373	.346	.361	.388	.399	.344
3-pt. Def.	.350	.367	.307	.415	.311	.398
FT%	.744	.744	.771	.707	.754	.728
REB	29.1	28.6	31.4	26.3	31.6	26.5
AST	11.9	10.9	12.8	10.8	13.6	10.1
TO	12.5	13.4	11.5	13.8	10.8	14.4
STL	4.9	3.9	5.1	4.6	5.8	3.9
BLK	2.2	2.2	2.7	1.6	2.2	2.2

NEWCOMERS CONTRIBUTE

With seven new players on a 13-man roster, Iowa is relying on newcomers this season. Three newcomers, all freshmen, started Iowa's first eight games. Four of the newcomers have led the team in scoring in at least one game.

The Hawkeye newcomers have scored 40 or more points in six games, with a high of 48 vs. Texas-San Antonio. In Big Ten play, the newcomers had 40 points at Ohio State, 38 at Indiana and 35 in overtime win over Michigan. The first-year Hawkeyes had a season-best 23 rebounds in a win over SE Missouri State and 21 in a win over Western Illinois and both games against Michigan.

Freshman Matt Gatens led the newcomers with 15 points in the opening game and freshman Anthony Tucker led Iowa's scoring in five games. Gatens' total matches the most points scored by a freshman in their first game since Jeff Horner had 15 points in the first game of the 2002-03 season. Tucker scored 24 points vs. West Virginia, 21 points at The Citadel and 19 vs. Oakland. Gatens leads Iowa in scoring at 11.1 points per game and Tucker averaged 10.4 in 14 games. Here are the totals Iowa's newcomers have contributed each game, and the averages:

	Pts	Rebs	Asts	Stls	Min
Charleston Southern	37	12	14	2	118
Texas-San Antonio	48	15	13	2	119
at The Citadel	45	12	7	5	108
Oakland	31	13	6	2	98
SE MO State	44	23	9	5	118
West Virginia (n)	41	14	3	1	119
Kansas State (n)	28	20	2	3	119
at Boston College	34	9	6	1	111
Bryant Univ.	43	12	9	2	115
Northern Iowa	24	9	3	1	94
Iowa State	38	17	7	3	99
at Drake	26	7	4	1	115
Western Illinois	30	21	3	0	102
at Ohio State	40	14	5	2	104
Indiana	17	12	6	2	97
Minnesota	22	17	5	1	114
at Michigan	27	21	4	1	107
at Purdue	23	14	4	1	109
Wisconsin	24	11	2	2	107
at Penn State	25	11	4	2	88
Mich. State	25	14	4	3	83
at Illinois	16	11	6	0	91
at Indiana	38	13	0	1	104
Northwestern	28	8	4	1	80
at Wisconsin	17	6	0	2	93
Purdue	11	11	4	2	122
Michigan	35	21	4	1	135
Totals	812	369	138	49	2,867
Average	30.1	13.7	5.1	1.8	106.2



LEADING THE TEAM

Following is the number of times a player has led Iowa in scoring, rebounding, assists and steals. If two or more players tied for the team lead, all are credited for that game:

Player	Pts.	Rebs.	Asts.	Stls.
Devan Bawinkel	1	1		
Jermain Davis	2	2	1	3
Jarryd Cole		6		4
Anthony Fuller		2		3
Matt Gatens	6	4	7	6
Jake Kelly	6	1	7	9
David Palmer	2	3	0	0
Jeff Peterson	5		17	11
Cyrus Tate	2	11	0	5
Anthony Tucker	5	2		2

REACHING DOUBLE FIGURES

Following are Iowa's number of double figure games in scoring and rebounding, both for the 2008-09 season and for their career:

	Points		Rebounds	
	'08-09	Career	'08-09	Career
Devan Bawinkel	4	4	0	0
Jarryd Cole	4	9	0	0
Jermain Davis	4	4	0	0
Aaron Fuller	1	1	0	0
Matt Gatens	18	18	1	1
Jake Kelly	13	24	0	0
David Palmer	2	2	0	0
Jeff Peterson	13	16	0	0
Cyrus Tate	5	19	4	10
Anthony Tucker	8	8	1	1

HOME, AWAY COMPARISONS

In its 15 home games, Iowa has outscored its opponents by a 9.7 point margin, shooting 46.4% from the field while holding its opponent to 39.2% shooting. Iowa holds a 31.4-28.3 rebounding advantage.

In 12 games away from Carver-Hawkeye Arena, including two neutral site games, Iowa has been outscored 65.3-57.8. The Hawkeyes are shooting 42.9% from the field while the opponents are shooting 47.2%. The opponents hold a 31.0-26.3 rebounding margin.

STARTING LINE-UPS

Iowa has used eight starting line-ups in its 27 games, including seven different line-ups in 14 conference games. Iowa used five different starting line-ups a year ago, but the same line-up in all 18 Big Ten games. Following is Iowa's record by line-up, with the last starting unit in bold:

Fuller, Tate, Gatens, Peterson, Tucker (CSU, UTSA, @CIT, OAK, SEMO, WVU, KSU, @BC)	6-2
Davis, Tate, Gatens, Peterson, Kelly (BU, UNI, ISU, @DU, WIU, @OSU, IND, MINN)	5-3
Fuller, Cole, Gatens, Bawinkel, Kelly (MICH)	1-0

Gatens, Tate, Bawinkel, Peterson, Kelly (NW)	1-0
Fuller, Palmer, Gatens, Peterson, Kelly (@PUR, WISC, @PSU, MSU, @ILL)	1-4
Gatens, Cole, Bawinkel, Davis, Kelly (PUR)	0-1
Gatens, Cole, Bawinkel, Peterson, Kelly (@WISC)	0-1
Davis, Cole, Gatens, Peterson, Kelly (@MICH, @IND)	0-2

OFF THE BENCH

The Iowa reserves are averaging 13.9 points and 6.7 rebounds per game, compared to 13.1 points and 7.3 rebounds by the opponent reserves.

Iowa is 6-5 when the reserves outscore the opponent reserves, 8-6 when the opponent reserves score more points and 0-2 when bench scoring is even.

Iowa is 6-5 when the Hawkeye reserves have more rebounds than the opponent reserves, 8-7 when the opponent reserves have more rebounds and 0-1 when rebounding by the reserves is even. Following is a game-by-game comparison with opponents:

Opponent	Iowa		Opponent	
	Pts.	Rebs.	Pts.	Rebs.
Charleston Southern	21	8	5	6
TX-San Antonio	17	10	21	7
at The Citadel	12	7	5	8
Oakland	16	5	5	4
SEMO	30	16	14	10
West Virginia (n)	21	6	18	10
Kansas State (n)	22	5	25	17
at Boston College	33	8	15	5
Bryant Univ.	22	6	8	2
Northern Iowa	5	5	6	0
Iowa State	18	9	19	10
at Drake	19	8	19	10
Western Illinois	10	5	2	6
at Ohio State	18	7	4	1
Indiana	2	1	10	7
Minnesota	8	8	24	14
at Michigan	19	8	9	8
at Purdue	8	8	29	11
Wisconsin	5	4	20	8
at Penn State	0	2	3	4
Mich. State	22	13	12	7
at Illinois	13	7	20	11
at Indiana	9	6	14	5
Northwestern	8	10	18	11
at Wisconsin	9	4	10	2
Purdue	7	5	7	9
Michigan	2	1	13	3
Totals	376	182	355	196
Average	13.9	6.7	13.1	7.3

OVERCOMING DEFICITS

The biggest deficit Iowa has overcome to earn a victory this season is seven points. In the season opening contest, Iowa trailed 7-0 before taking a 68-48 win over Charleston Southern.



Iowa trailed 22-15 in the first half of a 65-46 win over Northern Iowa and the Hawkeyes trailed Wisconsin by seven points with 12 minutes left in the game Jan. 21 before winning in overtime.

In Iowa's losses, Minnesota trailed by 13 points in the first half before earning a 52-49 win. Penn State trailed by 14 points in the second half before winning 63-59.

Last season Iowa rallied from a 14-point deficit in two games, while two opponents defeated Iowa after trailing by 16 points.

SCORING BY HALVES

Iowa has been outscored 718-733 in the first half, but holds a 901-845 advantage in the second half and a 27-13 margin in two overtime periods. Iowa has led at halftime in 14 games, and has outscored its opponent in the second half 16 times.

IOWA FROM THE FREE THROW LINE

Iowa has made over 70% of its free throws in 19 games, including 100% (8-8) vs. Northern Iowa, 93.8% (15-16) at Penn State, 90.9% (20-22) vs. Texas-San Antonio and Minnesota (10-11), 90% (9-10) at Michigan, 88.9% (8-9) at Boston College and 88.9% (16-18) vs. Northwestern. Iowa made at least 70% of its free throws in 12 games last season, with a season-best 88.9% (8-9) at Northern Iowa.

Iowa is 11-8 this season when shooting over 70% from the foul line, but just 2-3 when shooting 90% or better. Iowa shot a season-low 44.4% (4-9) in a home loss to Michigan State and had season low marks for made free throws (three) and attempts (four) at Illinois. Following is Iowa's won-loss breakdown this season, based on free throw percentage:

Iowa FT%	W-L	Iowa FT%	W-L
Under 50%	0-1	70-79%	8-3
50-59%	1-2	80-89%	1-2
60-69%	2-2	90-100%	2-3

CRUNCH TIME FREE THROWS

Iowa is 75-93 (.806) from the free throw line in the final four minutes and overtime of its 14 games that have been decided by 10 points or less. Iowa's opponents in those games have made 41-56 (.732) free throw attempts in the final four minutes. Iowa is 7-7 in games decided by 10 points or less, 4-5 in games decided by five points or less and 2-0 in overtime. Following are Iowa's individual attempts:

Anthony Tucker	4-4	1.000
David Palmer	2-2	1.000
Jake Kelly	14-15	.933
Matt Gatens	20-23	.870
Jermain Davis	5-6	.833
Jeff Peterson	26-32	.813
Jarryd Cole	2-3	.667
Cyrus Tate	1-3	.333
Andrew Brommer	1-3	.333
Aaron Fuller	0-2	.000
Iowa	75-93	.806
Opponents	41-56	.732

IOWA RECORD BY CONFERENCE

Iowa played teams from the Atlantic Coast, Big East, Big South, Big 12 (two), Missouri Valley (two), Ohio Valley, Southern, Southland and Summit (two) conferences in non-conference action. Following is a breakdown of Iowa's record by conference:

Atlantic Coast	0-1	Missouri Valley	1-1
Big East	0-1	Ohio Valley	1-0
Big South	1-0	Southeastern	0-0
Big Ten	4-10	Southern	1-0
Big 12	2-0	Southland	1-0
Independent	1-0	Summit League	2-0

NATIONAL COACH OF THE YEAR

Iowa Coach Todd Lickliter was named the 2007 Division I national Coach of the Year by the National Basketball Coaches (NABC) after leading Butler to 29 wins and a spot in the NCAA Sweet Sixteen.

With Iowa football Coach Kirk Ferentz earning national Coach of the Year in 2002, Iowa is one of seven Division I institutions to have a former football and men's basketball national Coach of the Year currently coaching their respective team. The others are Florida, Florida State, Kansas, Maryland, SMU and Tennessee.

Four current Big Ten Conference head coaches have earned national Coach of the Year honors. MSU Coach Tom Izzo is a four-time winner of national Coach of the Year honors.

BIG TEN CELEBRATES BLACK HISTORY MONTH

In a continued effort to commemorate the achievements of African-Americans on Big Ten campuses, 22 student-athletes will be recognized on the Big Ten's Black History Month website. Throughout February, the website will feature stories on current and former student-athletes from each institution. The site can be accessed at www.bigten.org.

The distinguished group includes: Illinois' **Willie Williams** (men's track and field) and **Jonelle Polk** (women's basketball), Indiana's **Mike Woodson** (basketball) and **Danielle Carruthers** (women's track and field), Iowa's **Andre Tippett** (football) and **Tia Jackson** (women's basketball), Michigan's **Scotter Vaughn** (hockey) and **Tiffany Ofili** (women's track and field), Michigan State's **Charles Thornhill** (football) and **Lauren Aitch** (women's basketball), Minnesota's **Jim Brewer** (men's basketball) and **Corinne Bolder** (women's soccer), Northwestern's **Rohan Gardner** (wrestling) and **Katrina Savage** (women's tennis), Ohio State's **Michael Redd** (men's basketball) and **Tracey Hall** (women's basketball), Penn State's **John Amaechi** (men's basketball) and **Nadia Edwards** (women's volleyball), Purdue's **Forest Farmer** (football) and **Cheryl Flowers** (women's volleyball) and Wisconsin's **Marcus Landry** (basketball) and **Chavon Robinson** (women's track and field).

Iowa's Tippett was featured on Monday, Feb. 9 and Jackson will be featured Thursday, Feb. 26.



The Black History Month website also features stories on the conference's first African-American student-athlete -- Moses "Fleetwood" Walker -- and arguably the most famous track and field athlete of all-time in Jesse Owens. The website also includes archived stories on student-athletes previously recognized on the Big Ten's Black History Month website. In addition, the site features information on the Big Ten's contributions through the Advisory Commission, the SCORE (Success Comes Out of Reading Everyday) program and the C.D. Henry internship.

IOWA IN TOURNAMENT PLAY

Iowa has fared well while taking part in regular-season tournaments over the past 22 years. In that time Iowa has won the Great Alaska Shootout (1986-87), the Cal-Irvine Anteater Classic (1986-87), the Maui Classic (1987-88), the San Juan Thanksgiving Shootout (1992-93), the San Juan Christmas Shootout (1997-98), the Big Ten Conference Tournament in 2001 and 2006 and its own invitational 24 times.

In addition, Iowa was runner-up in the 1985-86 Far West Classic, the 1987-88 All-College Tournament, the 1988-89 Chaminade Classic, the 1991-92 Tampa Tribune Holiday Invitational, the 1994-95 Rainbow Classic, the 1995-96 Great Alaska Shootout, the 1999-00 Coaches vs. Cancer Classic, the 2001-02 Guardians Classic, the 2005-06 Guardians Classic, the 2002 Big Ten Conference Tournament and the 2004 Maui Invitational.

IOWA ON THE BIG TEN NETWORK

The majority of Iowa games throughout the 2008-09 season can be seen on the Big Ten Network, a national cable television network that now reaches over 70 million homes in its second year. The Big Ten Network is available on Mediacom, which provides cable service to over 400,000 customers throughout Iowa and the Midwest.

Iowa games telecast on the Big Ten Network are also available through the nation's two satellite television companies, DirectTV and Dish Network.

BTN CLASSIC GAMES INCLUDES IOWA

The Big Ten Network, for the second straight season, will televise a series of "Greatest Games" of the Big Ten Conference throughout the season. Iowa games featured include an overtime win over Oklahoma in the Sweet 16 of the 1987 NCAA Tournament and a double overtime win at Indiana during the 2003-04 season. The victory over Oklahoma can be seen at 7 p.m. on Feb. 24.

TATE & COLE ARE IOWA CAPTAINS

Senior forward Cyrus Tate and sophomore forward Jarryd Cole are serving as Iowa's captains.

Tate averaged 8.3 points and 5.4 rebounds a year ago while starting 19 of the 31 games he appeared in. Tate shot 66.7% from the field for the season and 70.2% in Big Ten games. He led the conference in field goal percentage and was third in rebounding in conference games. He has started every game this season and is averaging 7.6 points and 7.5 rebounds.

Cole started six of the 13 games he played before a knee injury in Iowa's final non-conference game forced him to miss the final 19 games. Cole averaged 6.6 points and 4.8 rebounds, shooting 66.7% from the field. He has played in all 11 games this season.

THE RETURNING CAST

Iowa returns two starters and six lettermen from a year ago. The returning starters include senior forward Cyrus Tate (6-8, 255) and sophomore guard Jake Kelly (6-6, 185). Tate started 19 games as a junior, averaging 8.3 points and 5.4 rebounds. Kelly started 25 of 32 games in his first season, averaging 7.3 points while shooting 43.5% from three-point range.

The four additional returning lettermen include junior center David Palmer (6-9, 240), senior guard J.R. Angle (6-7, 215), sophomore guard Jeff Peterson (6-0, 192) and sophomore forward Jarryd Cole (6-7, 250).

Iowa's returning players, last season, played 44.9% of all minutes in 32 games, scoring 44.9% of Iowa's points and grabbing 37.3% of Iowa's rebounds. The group also had 45.5% of the assists and 50% of the steals last season. They combined to shoot 45.8% from the field, 35.7% from three-point range and 63.1% from the free throw line.

LICKLITER TO REDSHIRT

Freshman guard John Lickliter, who joined the Iowa program as a walk-on to play for his father, Coach Todd Lickliter, plans to use the 2008-09 season to redshirt.

Lickliter started every game at year ago at Iowa City High, helping the Little Hawks claim the Class 4-A state title.

A YOUNG SQUAD

Iowa's roster of 13 players includes five freshmen, three sophomores, three juniors and two seniors. The sophomores are Jarryd Cole, Jake Kelly and Jeff Peterson. The freshmen include forward Andrew Brommer (6-9, 235), forward Aaron Fuller (6-6, 210), guard Matt Gatens (6-5, 215), guard John Lickliter (5-11, 175) and guard Anthony Tucker (6-4, 200).

In addition, junior guards Devan Bawinkel (6-5, 210) and Jermain Davis (6-4, 200) are both in their first year at Iowa after attending junior colleges a year ago.

Along with two players from the state of Iowa, the roster includes two players from Illinois and Indiana, three from Minnesota, two from Missouri and one from Arizona and Tennessee.

HAWKEYE SCHEDULE NOTES

- During the non-conference portion of the schedule, Iowa traveled roughly 7,640 miles during a 13-day stretch to play games in Charleston, SC (at The Citadel), Las Vegas (Las Vegas Inv.) and Boston (at Boston College). Iowa also played two home games during that stretch.
- Along with an opening win over Charleston Southern, Iowa traveled to The Citadel on Nov. 20. Both Charleston Southern and The Citadel are located in Charleston, South Carolina.



- Iowa's schedule includes 17 home games, including nine Big Ten Conference games and home dates with in-state opponents Northern Iowa and Iowa State. In conference play, Iowa does not play at Minnesota, while Illinois does not visit Carver-Hawkeye Arena.
- Iowa's Big Ten schedule includes five weekend home dates and four games during the week. The Iowa schedule included four straight weekend road games. The Hawkeyes play their final two road games this week before closing the regular season with home games on March 3 (Ohio State, 8 p.m., BTN) and March 7 (Penn State, 1 p.m., BTN).
- After playing a number of games a year ago with a start time of 8 p.m., Iowa's March 3 contest against Ohio State is the only home game with an 8 p.m. start time this season. Two home games started at 7:30 p.m.
- Iowa's schedule includes at least three neutral site games, including two games in the Las Vegas Invitational. Iowa defeated Kansas State to split its two games in Las Vegas as the Hawkeyes earned their first neutral site win since a 78-65 win over Toledo on Nov. 17, 2006 at the Paradise Jam.
- Iowa could play between one and four neutral site games while taking part in the Big Ten Conference Tournament in Indianapolis, IN at the end of the season.

NO THREE-POINTERS

Since the three-point shot became part of the college game, Iowa has played 14 games in which it has failed to make a three-point attempt. Iowa had made at least one three-point basket in 53 straight games before missing all five attempts in a 71-61 home win over Purdue in 2004. Iowa's current streak includes at least one three-point basket in 177 straight games.

Following is a list of games in which Iowa did not make a three-point basket (11-3 record). During the 1982-83 season, when the three-point shot was first added, the number of three-point attempts in some games is unavailable.

Date	Opponent	3-pt.	Result
1/7/04	Purdue	0-5	W, 71-61
2/13/02	Penn State	0-9	L, 65-71
12/8/92	Northern Iowa	0-5	W, 64-44
12/6/91	Army	0-8	W, 74-39
12/12/88	Jackson State	0-3	W, 86-71
12/19/87	Iowa State	0-7	L, 100-102
2/10/83	Purdue	0-1	W, 55-46
12/29/82	Seton Hall	0	W, 85-63
12/28/82	James Madison	0	W, 55-47
12/18/82	UCLA	0	L, 66-75
12/11/82	Southern Cal	0	W, 66-55
12/8/82	Marquette	0	W, 87-66
12/3/82	Navy	0	W, 76-65
11/27/82	Brigham Young	0	W, 91-80

POST-SEASON OPPONENTS

Fifteen of Iowa's 31 games during the regular season are against teams that advanced to post-season play last season. That includes 11 games against teams that participated in the NCAA Tournament. Iowa will play eight games against four Big Ten opponents that appeared in the 2008 NCAA Tournament, along with a single game at Drake and games against West Virginia and Kansas State.

During the non-conference portion of the schedule Iowa faced teams from the Big East (West Virginia), Atlantic Coast (Boston College), Big 12 (Iowa State and Kansas State) and Missouri Valley (Drake and Northern Iowa) conferences.

Iowa, in 2007-08, played 14 of 32 games against teams that advanced to post-season play. That included five teams that advanced to the NCAA Tournament (1-8), three opponents who competed in the NIT (1-3) and one opponent who participated in the initial College Basketball Invitational (0-1).

IOWA IN THE NCAA TOURNAMENT

Iowa made its 22nd appearance in the NCAA Tournament in 2006. Iowa earned the Big Ten Conference's automatic bid by virtue of claiming the league's tournament title.

The Hawkeyes hold an overall record of 27-24 in the tournament, advancing to the Final Four in 1955 (fourth), 1956 (second) and 1980 (fourth). Iowa reached the regional championship in 1987 and lost in the regional semi-final in 1988 and 1999.

HALK TALK WITH TODD LICKLITER

Fans of the University of Iowa basketball program may join Iowa Coach Todd Lickliter and radio announcer Gary Dolphin each week during the season for the "Hawk Talk with Todd Lickliter" radio call-in show. The show takes place each week at Carlos O'Kelly's Mexican Café in Iowa City from 6 to 7:30 p.m. The remaining dates are March 2 and 9.

COACH LICKLITER WITH THE MEDIA

Following is a list of dates for basketball news conferences with Todd Lickliter. The news conferences will be held at 11:30 a.m. in the Press Room at Carver-Hawkeye Arena. Selected players will be available for interviews following the sessions with Coach Lickliter. Following are the news conference dates:

March Mon, 2nd Mon, 9th

IN-SEASON TELE-CONFERENCES

The final tele-conference of the season with Coach Todd Lickliter will be held Friday, March 6. The call will begin at 10:30 a.m. CT.

Members of the media need to contact the UI Sports Information office for the dial in number and other details.



HIGHLIGHTS AND SOUND BITES ON SATELLITE

Sound bites with coaches and athletes from Iowa's winter sports teams are available each Wednesday throughout the winter.

The video sound bites are available from 3:30-3:45 p.m. CT and include all winter sports, including men's and women's basketball and wrestling. The remaining satellite feeds are scheduled for Feb. 25 and March 4.

Contact the Iowa Sports Information office for coordinate information.

IOWA INFORMATION ON THE WEB

Iowa basketball information is available on the University of Iowa's web site, hawkeyesports.com. Once you have entered the web site, you may obtain biographical information on Iowa players and coaches, game notes, game stories and box scores from all games throughout the season, plus team and individual cumulative stats and a pdf version of Iowa's History and Record book.

Members of the media who wish to have this information forwarded via e-mail throughout the season may do so by contacting the Iowa Sports Information office with your e-mail address.

IOWA ON THE TUBE

All remaining games throughout the 2008-09 season are scheduled to be televised on the Big Ten Network.

All games in the Big Ten post-season tournament will be televised by the Big Ten Network, ESPN or CBS.

IOWA PHOTOS AVAILABLE

Up-to-date head shots of all Iowa players and coaches are available on the internet at pics.hawkeyebasketball.com. Contact the Iowa Sports Information office if you are in need of additional photos.

HIGH SPEED CONNECTIONS

For members of the media who cover Iowa home games on a regular basis, high speed connections are available, at no charge, in the media seating area of Carver-Hawkeye Arena. You are asked to provide your own Ethernet cord. A limited number of phone lines are also available.

Media covering Iowa basketball on a regular basis should have their own telephone line installed.

AFTER THIS

Iowa plays at Northwestern Saturday Feb. 28 (1:05 p.m., BTN) in its final regular season road game. The Hawkeyes close the season with home games against Ohio State (March 3, 8:05 p.m. CT, BTN) and Penn State (March 7, 1:05 p.m. CT, BTN).



Big Ten Conference Standings and Results

	Big Ten Games			All Games		
	W	L	PCT	W	L	PCT
Michigan State	11	3	.786	21	5	.808
Purdue	10	4	.714	21	6	.778
Illinois	10	5	.667	22	6	.787
Penn State	8	6	.571	19	8	.704
Minnesota	8	7	.533	20	7	.741
Wisconsin	8	7	.533	17	10	.630
Ohio State	7	7	.500	17	8	.680
Michigan	7	8	.467	17	11	.607
Northwestern	5	9	.357	14	11	.560
Iowa	4	10	.286	14	13	.519
Indiana	1	13	.071	6	20	.231

Tuesday, December 30
Illinois at Purdue (OT) ILL, 72-67

Wednesday, December 31
Northwestern at Penn State PSU, 61-57
Wisconsin at Michigan WISC, 73-61
Iowa at Ohio State OSU, 68-65
Michigan State at Minnesota MSU, 70-58

Saturday, January 3
Ohio State at Minnesota MINN, 68-59
Penn State at Wisconsin WISC, 65-61
Indiana at Iowa IOWA, 65-60
Michigan State at Northwestern MSU, 77-66

Sunday, January 4
Illinois at Michigan MICH, 71-64

Tuesday, January 6
Ohio State at Michigan State MSU, 67-58
Purdue at Penn State PSU, 67-64

Wednesday, January 7
Michigan at Indiana (OT) MICH, 72-66
Northwestern at Wisconsin WISC, 74-45

Thursday, January 8
Minnesota at Iowa MINN, 52-49

Saturday, January 10
Indiana at Illinois ILL, 76-45

Sunday, January 11
Iowa at Michigan MICH, 64-49
Wisconsin at Purdue PUR, 65-52
Penn State at Minnesota MINN, 77-53

Tuesday, January 13
Indiana at Ohio State OSU, 77-53

Wednesday, January 14
Michigan State at Penn State MSU, 78-73
Michigan at Illinois ILL, 66-51

Thursday, January 15
Purdue at Northwestern PUR, 63-61
Minnesota at Wisconsin (OT) MINN, 78-74

Saturday, January 17
Illinois at Michigan State MSU, 63-57
Penn State at Indiana PSU, 65-55
Ohio State at Michigan OSU, 65-58

Sunday, January 18
Iowa at Purdue PUR, 75-53
Minnesota at Northwestern NW, 74-65

Tuesday, January 20
Ohio State at Illinois ILL, 67-49
Michigan at Penn State PSU, 73-58

Wednesday, January 21
Wisconsin at Iowa (OT) IOWA, 73-69
Northwestern at Michigan State NW, 70-63

Thursday, January 22
Purdue at Minnesota PUR, 82-70

Saturday, January 24
Wisconsin at Illinois ILL, 64-57
Iowa at Penn State PSU, 63-59
Northwestern at Michigan MICH, 68-59

Sunday, January 25
Minnesota at Indiana MINN, 67-63
Michigan State at Ohio State MSU, 78-67

Tuesday, January 27
Purdue at Wisconsin PUR, 64-63

Wednesday, January 28
Michigan at Ohio State OSU, 72-54
Indiana at Northwestern NW, 77-75

Thursday, January 29
Michigan State at Iowa MSU, 71-56
Illinois at Minnesota MINN, 59-36

Saturday, January 31
Michigan at Purdue PUR, 67-49
Ohio State at Indiana OSU, 93-81
Wisconsin at Northwestern NW, 66-63

Sunday, February 1
Penn State at Michigan State PSU, 72-68
Iowa at Illinois ILL, 62-54

Tuesday, February 3
Purdue at Ohio State (OT) OSU, 80-72

Wednesday, February 4
Iowa at Indiana IND, 68-60
Minnesota at Michigan State MSU, 76-47

Thursday, February 5
Penn State at Michigan MICH, 71-51
Illinois at Wisconsin WISC, 63-50

Saturday, February 7
Indiana at Michigan State MSU, 75-47
Northwestern at Iowa IOWA, 56-51
Minnesota at Ohio State OSU, 64-58

Sunday, February 8
Purdue at Illinois ILL, 66-48
Wisconsin at Penn State WISC, 54-44

Tuesday, February 10
Michigan State at Michigan MSU, 54-42
Indiana at Minnesota MINN, 62-54

Wednesday, February 11
Penn State at Purdue PUR, 61-47
Iowa at Wisconsin WISC, 69-52

Thursday, February 12
Illinois at Northwestern ILL, 60-59

Saturday, February 14
Minnesota at Penn State PSU, 68-63
Purdue at Iowa PUR, 49-45
Ohio State at Wisconsin WISC, 55-50

Sunday, February 15
Illinois at Indiana ILL, 65-52
Michigan at Northwestern (OT) MICH, 70-67

Tuesday, February 17
Michigan State at Purdue PUR, 72-54

Wednesday, February 18
Penn State at Illinois PSU, 38-33
Ohio State at Northwestern NW, 72-69

Thursday, February 19
Minnesota at Michigan MICH, 74-62
Wisconsin at Indiana WISC, 68-51

Saturday, February 21
Indiana at Purdue PUR, 81-67

Sunday, February 22
Michigan at Iowa (OT) IOWA, 70-60
Illinois at Ohio State ILL, 70-68
Wisconsin at Michigan State MSU, 61-50
Northwestern at Minnesota MINN, 72-45

Tuesday, February 24
Penn State at Ohio State

Wednesday, February 25
Northwestern at Indiana
Iowa at Michigan State

Thursday, February 26
Minnesota at Illinois
Purdue at Michigan

Saturday, February 28
Iowa at Northwestern
Ohio State at Purdue
Indiana at Penn State

Sunday, March 1
Michigan at Wisconsin
Michigan State at Illinois

Tuesday, March 3
Ohio State at Iowa
Michigan State at Indiana

Wednesday, March 4
Northwestern at Purdue
Wisconsin at Minnesota

Thursday, March 5
Illinois at Penn State

Saturday, March 7
Penn State at Iowa
Michigan at Minnesota

Sunday, March 8
Northwestern at Ohio State
Indiana at Wisconsin
Purdue at Michigan State

Thu.-Sun., March 12-15
Big Ten Tournament, Indianapolis, IN



*****4 - - J.R. Angle, Guard, 6-7, 215, Senior, Franklin, IN (Indian Creek HS)**

- Three points in win over Southeast Missouri State
- Saw action in 18 games in 2007-08, with two starts
- Averaged 3.2 points and 1.7 rebounds per game
- Career highs with 10 points, three steals and 23 minutes played in win over Southeastern Louisiana in '08



Angle, Game-by-Game

Opp.	S	FG	3-PT	FT	O-D-RE	PF	TP	A	T	B	S	M
Charleston So.					DNP							
UTSA					DNP							
at Citadel					DNP							
Oakland					DNP							
SE MO St.	N	1-3	1-3	0-0	1-0-1	1	3	1	1	0	0	4
W. VA (n)					DNP							
Kansas St. (n)					DNP							
at Boston Col.					DNP							
Bryant	N	0-0	0-0	0-0	0-0-0	0	0	0	0	0	1	1
Northern IA					DNP							
Iowa State	N	0-0	0-0	0-0	0-1-1	0	0	0	0	0	0	1
at Drake					DNP							
W. Illinois					DNP							
at Ohio State					DNP							
Indiana					DNP							
Minnesota					DNP							
at Michigan					DNP							
at Purdue	N	0-0	0-0	0-0	0-0-0	0	0	0	1	0	0	4
Wisconsin					DNP							
at Penn State					DNP							
Mich. State					DNP							
at Illinois					DNP							
at Indiana					DNP							
Northwestern					DNP							
at Wisconsin					DNP							
Purdue					DNP							
Michigan					DNP							
at Mich. State					DNP							
at Northwestern					DNP							
Ohio State					DNP							
Penn State					DNP							
Big Ten Tournament					DNP							

Career Bests


- Points:** 10 vs. Southeastern Louisiana, 12/29/07
Rebounds: 5 vs. Texas-Pan American, 12/1/06
FGM: 3, three times, last at Wisconsin, 1/5/08
FGA: 7, twice, last vs. Indiana, 1/2/08
3-PT. FG: 3 vs. Southeastern Louisiana, 12/29/07
3-PT. FGA: 7 vs. Southeastern Louisiana, 12/29/07
FTM: 3 at Michigan State, 2/17/07
FTA: 4 at Michigan State, 2/17/07
Assists: 3 vs. Eastern Illinois, 12/1/07
Steals: 3 vs. Southeastern Louisiana, 12/29/07
Blocks: 1 vs. Southeastern Louisiana, 12/29/07
Minutes: 23 vs. Southeastern Louisiana, 12/29/07

Career Statistics

YEAR	G/GS	FG-A	PCT	3-PT	PCT	FT-A	PCT	O-D-RB	AVG	PF-DI	AS	TO	BK	ST	PTS	AVG
Fresh.	11/0	4-11	.364	2-5	.400	0-0	.000	1-5-6	0.5	2-0	1	6	0	0	10	0.9
Soph.	28/2	17-36	.472	4-9	.444	9-10	.900	9-19-28	1.0	31-0	9	9	0	5	47	1.7
Jun.	18/2	19-54	.352	14-41	.341	5-10	.500	7-24-31	1.7	20-0	11	11	1	4	57	3.2
Sen.	4/0	1-3	.333	1-3	.333	0-0	.000	1-1-2	0.5	1-0	1	2	0	1	3	0.8
Career	61/4	41-104	.394	21-58	.362	14-20	.700	18-49-67	1.1	54-0	22	28	1	10	117	1.9

15 - - Devan Bawinkel, Guard, 6-5, 210, Junior, Winnebago, IL (Highland, IL CC)

- 12 points with career-highs in rebounds (9) and minutes played (45) in win over Michigan
- Five points at Wisconsin
- Nine points in first career start vs. Northwestern, including go-ahead three-point basket with 1:05 to play
- Three points, three rebounds and one steal at Indiana
- Three points against Michigan State
- Three points in win over Wisconsin
- Career-high 15 points (5-8 3 Pt. FG's) at Ohio State
- 12 points (4-5 3 Pt. FG's) in win over Iowa State
- 12 points on 4-7 treys at Boston College
- Three points in win over Kansas State
- Nine points (3-5 3Pt. FG's) in win over SE Missouri State
- Two points in win at The Citadel
- Three points and two rebounds in win over UTSA
- Three points and one rebound vs. Charleston Southern
- Two rebounds, one assist and one steal in exhibition win



Bawinkel, Game-by-Game

Opp.	S	FG	3-PT	FT	O-D-RE	PF	TP	A	T	B	S	M
Charleston So. N		1-3	1-3	0-0	0-1-1	0	3	1	0	0	0	9
UTSA N		1-2	1-2	0-0	0-2-2	0	3	0	0	0	0	12
at Citadel N		0-1	0-1	0-0	0-2-2	0	0	0	0	0	0	8
Oakland N		0-2	0-2	00-0	0-0-0	0	0	0	0	0	0	3
SE MO St. N		3-5	3-5	0-0	0-0-0	1	9	1	0	0	0	20
W. VA (n) N		0-1	0-1	0-0	0-1-1	0	0	0	0	0	0	11
Kansas St. (n) N		1-3	1-3	0-0	0-0-0	0	3	0	0	0	1	13
at Boston Col. N		4-7	4-7	0-0	0-0-0	1	12	0	0	0	0	16
Bryant N		0-3	0-3	0-0	0-0-0	2	0	1	0	0	0	16
Northern IA N		1-4	1-4	0-0	0-2-2	0	3	0	0	0	0	13
Iowa State N		4-5	4-5	0-0	0-0-0	0	12	1	0	0	0	18
at Drake N		1-8	1-8	0-0	0-1-1	1	3	0	0	0	0	26
W. Illinois N		2-3	2-3	0-0	0-2-2	2	6	0	0	0	0	17
at Ohio State N		5-8	5-8	0-0	0-2-2	1	15	0	0	0	0	25
Indiana N		0-2	0-2	0-0	0-1-1	1	0	1	0	0	0	20
Minnesota N		1-5	1-4	0-0	0-4-4	0	3	0	0	0	0	21
at Michigan N		1-5	1-4	0-0	1-0-1	1	3	0	2	0	0	12
at Purdue N		0-1	0-1	0-0	0-0-0	1	0	0	0	0	0	14
Wisconsin N		1-2	1-2	0-0	0-1-1	1	3	2	1	0	0	2
at Penn State N		0-0	0-0	0-0	0-0-0	0	0	0	0	0	0	12
Mich. State N		1-4	1-4	0-0	0-1-1	0	3	1	0	0	0	13
at Illinois N		0-2	0-2	0-0	0-0-0	1	0	1	0	0	0	7
at Indiana N		1-4	1-3	0-0	0-3-3	2	3	0	1	0	1	22
Northwestern Y		3-10	3-9	0-0	2-1-3	0	9	1	1	0	0	33
at Wisconsin Y		2-5	1-4	0-0	0-1-1	2	5	0	1	0	0	35
Purdue Y		0-5	0-5	0-0	0-4-4	0	0	1	0	0	0	36
Michigan Y		4-8	4-8	0-0	0-9-9	3	12	0	0	0	1	45

Career Bests

Points: 15 at Ohio State, 12/31/08
Rebounds: 9 vs. Michigan, 2/22/09
FGM: 5, twice, last at Ohio State, 12/31/08
FGA: 10 vs. Northwestern, 2/07/09
3-pt. FG: 5 at Ohio State, 12/31/08
3-pt. FGA: 9 vs. Northwestern, 2/07/09
FTM: 2 vs. Marquette, 1/13/07
FTA: 2, twice, last vs. Marquette, 1/13/07
Assists: 3, twice, last vs. W. Michigan, 11/24/06
Steals: 1, four times, last vs. Michigan, 2/22/09
Blocks:
Minutes: 45 vs. Michigan, 2/22/09


Career Statistics

YEAR	G/GS	FG-A	PCT	3-PT	PCT	FT-A	PCT	O-D-RB	AVG	PF-DI	AS	TO	BK	ST	PTS	AVG
*Fresh.	20/0	13-40	.325	8-29	.276	3-4	.750	0-8-8	0.4	8-0	12	8	0	2	37	1.9
Jun.	27/4	37-108	.343	36-103	.350	0-0	.000	3-38-41	1.5	20-0	11	6	0	3	110	4.1
Career	47/4	50-148	.338	44-132	.333	3-4	.750	3-46-49	1.0	28-0	23	14	0	5	147	3.1

* - - 2006-07 at West Virginia

20 - - Andrew Brommer, Forward, 6-9, 235, Freshman, Rosemount, MN (Rosemount HS)

- Two rebounds and one block at Indiana
- Two points, two rebounds and one block at Purdue
- Two points, two blocks and key steal in final minute in win over Indiana
- Two points and three rebounds in win over Kansas State
- Five points and two rebounds vs. West Virginia
- Four points and two rebounds in win over Southeast Missouri State
- Two points in win at The Citadel
- Four rebounds and two blocked shots vs. Charleston Southern
- Three rebounds and one assist in exhibition win



Brommer, Game-by-Game

Opp.	S	FG	3-PT	FT	O-D-RE	PF	TP	A	T	B	S	M
Charleston So.	N	0-2	0-0	0-2	1-3-4	1	0	0	0	2	0	14
UTSA	N	1-1	0-0	0-0	0-1-1	0	2	0	0	0	0	7
at Citadel	N	1-1	0-0	0-0	0-0-0	0	2	0	0	0	0	2
Oakland					DNP							
SE MO St.	N	2-3	0-0	0-3	1-1-2	3	4	1	1	1	1	16
W. VA (n)	N	1-2	0-0	3-8	0-2-2	4	5	0	0	1	0	22
Kansas St. (n)	N	1-2	0-0	0-1	1-2-2	5	2	0	0	0	0	13
at Boston Col.	N	0-0	0-0	0-1	0-1-1	1	0	0	0	0	0	13
Bryant	N	0-0	0-0	0-0	0-1-1	0	0	0	1	0	0	10
Northern IA	N	0-0	0-0	0-0	1-0-1	4	0	0	0	0	0	4
Iowa State	N	1-1	0-0	0-1	0-0-0	0	2	0	0	0	0	5
at Drake					DNP							
W. Illinois	N	0-1	0-0	0-0	0-0-0	0	0	0	0	0	0	5
at Ohio State	N	0-0	0-0	0-0	0-1-1	2	0	0	1	0	0	10
Indiana	N	0-0	0-0	2-6	0-0-0	2	2	1	2	1	2	13
Minnesota	N	0-1	0-0	0-0	0-0-0	1	0	0	1	1	0	12
at Michigan	N	0-0	0-0	0-0	1-1-2	3	0	0	1	0	0	13
at Purdue	N	1-1	0-0	0-0	0-2-2	2	2	0	1	0	0	12
Wisconsin	N	1-1	0-0	0-0	1-0-1	1	2	0	0	0	0	2
at Penn State					DNP							
Mich. State	N	0-0	0-0	0-0	0-0-0	0	0	0	0	0	0	1
at Illinois					DNP							
at Indiana	N	0-1	0-0	0-0	0-2-2	0	0	0	1	1	0	4
Northwestern					DNP							
at Wisconsin	N	0-0	0-0	0-0	0-0-0	0	0	0	0	0	0	1
Purdue					DNP							
Michigan					DNP							
at Mich. State												
at Northwestern												
Ohio State												
Penn State												
Big Ten Tournament												

Career Bests

Points: 5 vs. West Virginia, 11/28/08
Rebounds: 4 vs. Charleston Southern, 11/14/08
FGM: 2 vs. SE Missouri State, 11/25/08
FGA: 3 vs. SE Missouri State, 11/25/08
3-pt. FG:
3-pt. FGA:
FTM: 3 vs. West Virginia, 11/28/08
FTA: 8 vs. West Virginia, 11/28/08
Assists: 1. twice, last vs. Indiana, 1/3/09
Steals: 1 vs. SE Missouri State, 11/25/08
Blocks: 2, twice, last vs. Indiana, 1/3/09
Minutes: 22 vs. West Virginia, 11/28/08

Career Statistics

YEAR	G/GS	FG-A	PCT	3-PT	PCT	FT-A	PCT	O-D-RB	AVG	PF-DI	AS	TO	BK	ST	PTS	AVG
Fresh.	20/0	9-17	.529	0-0	.000	5-22	.227	6-17-23	1.2	29-1	2	7	9	2	23	1.2

**50 - - Jarryd Cole, Forward, 6-7, 250, Sophomore, Kansas City, MO (Winnetonka HS)*

- 10 points (5-6 FG's) and seven rebounds in win over Michigan
- 13 points (4-5 FG's, 5-6 FT's) and five rebounds vs. Purdue
- Five points and eight rebounds at Wisconsin
- Seven rebounds in win over Northwestern
- Seven points, six rebounds and one block in second start of the year at Indiana
- 10 points (5-5 FG's), at Illinois
- 10 points (5-5 FG's), eight rebounds and career-high two blocks against Michigan State
- Eight points and two rebounds at Michigan in first start of the season
- Four points and five rebounds at Drake
- Two points and three rebounds in win over Iowa State
- Two rebounds in win over Southeast Missouri State
- Four points and two rebounds in win at The Citadel
- Five points in exhibition win in first action since knee injury
- Suffered torn left ACL in win over SE Louisiana (12/29/07) and missed final 19 games of the 2008 season



Cole, Game-by-Game

Opp.	S	FG	3-PT	FT	O-D-RE	PF	TP	A	T	B	S	M
Charleston So.	N	0-0	0-0	0-2	0-1-1	2	0	0	0	0	0	10
UTSA	N	0-0	0-0	0-0	0-1-1	1	0	0	1	0	0	3
at Citadel	N	2-2	0-0	0-2	2-0-2	2	4	0	1	0	0	20
Oakland	N	0-0	0-0	0-0	0-0-0	2	0	0	1	0	0	6
SE MO St.	N	0-0	0-0	0-0	1-1-2	1	0	0	0	0	1	8
W. VA (n)	N	0-0	0-0	1-2	0-0-0	2	1	0	1	0	0	3
Kansas St. (n)	N	0-0	0-0	0-0	0-0-0	1	0	0	0	0	0	3
at Boston Col.	N	0-0	0-0	0-0	0-2-2	0	0	0	0	0	1	5
Bryant	N	0-0	0-0	0-0	0-0-0	1	0	0	0	0	0	8
Northern IA	N	0-0	0-0	0-0	0-0-0	1	0	1	0	0	0	8
Iowa State	N	1-2	0-0	0-0	1-2-3	4	2	0	0	0	0	14
at Drake	N	2-2	0-0	0-0	2-3-5	3	4	0	0	1	1	21
W. Illinois	N	0-1	0-0	2-2	1-1-2	5	2	0	1	0	0	14
at Ohio State	N	1-3	0-0	1-2	0-1-1	2	3	0	0	0	0	19
Indiana	N	0-1	0-0	0-0	0-0-0	1	0	0	1	0	0	5
Minnesota	N	1-1	0-0	1-1	1-3-4	4	3	0	1	0	1	16
at Michigan	Y	3-4	0-0	2-2	0-2-2	1	8	0	2	0	0	26
at Purdue	N	0-0	0-0	0-0	0-1-1	2	0	0	0	0	0	4
Wisconsin	N	0-0	0-0	0-0	0-0-0	1	0	0	0	0	0	10
at Penn State	N	0-0	0-0	0-0	0-2-2	3	0	0	1	0	2	12
Mich. State	N	5-5	0-0	0-0	4-4-8	3	10	1	2	2	0	26
at Illinois	N	5-5	0-0	0-0	0-1-1	4	10	1	2	1	0	21
at Indiana	Y	2-5	0-0	3-6	5-1-6	3	7	0	2	1	0	29
Northwestern	N	1-2	0-0	0-1	4-3-7	2	2	0	2	1	0	27
at Wisconsin	Y	2-3	0-0	1-2	3-5-8	3	5	0	1	0	1	29
Purdue	Y	4-5	0-0	5-6	4-1-5	2	13	0	1	0	1	32
Michigan	Y	5-6	0-0	0-1	1-6-7	1	10	1	3	0	0	38
at Mich. State												
at Northwestern												
Ohio State												
Penn State												
Big Ten Tournament												

Career Bests


- Points:** 15 at Iowa State, 12/8/07
Rebounds: 9 at Iowa State, 12/8/07
FGM: 7, twice, last at Iowa State, 12/8/07
FGA: 10, twice, last at Iowa State, 12/8/07
3-PT. FG:
3-PT. FGA: 1 vs. Utah State, 11/24/07
FTM: 5 vs. Purdue, 2/14/09
FTA: 8 vs. Florida Gulf Coast, 11/18/07
Assists: 1, seven times, last vs. Michigan, 2/22/09
Steals: 3 vs. Florida Gulf Coast, 11/18/07
Blocks: 2 vs. Michigan State, 1/29/09
Minutes: 38 vs. Michigan, 2/22/09

Career Statistics

YEAR	G/GS	FG-A	PCT	3-PT	PCT	FT-A	PCT	O-D-RB	AVG	PF-DI	AS	TO	BK	ST	PTS	AVG
Fresh.	13/6	36-54	.667	0-1	.000	14-31	.452	26-36-62	4.8	37-1	3	23	2	7	86	6.6
Soph.	27/5	34-47	.723	0-0	.000	16-29	.552	29-41-70	2.6	57-1	4	23	6	8	84	3.1
Career	40/11	70-101	.693	0-1	.000	30-60	.500	55-77-132	3.3	94-2	7	46	8	15	170	4.3

23 - - Jermain Davis, Guard, 6-4, 200, Junior, Plymouth, MN (Kirkwood, IA CC)

- Did not play in win over Michigan due to bruised knee
- Six points and three assists in win over Northwestern
- Eight points and four rebounds at Indiana
- Three points, six rebounds and three assists at Illinois
- Nine points and four rebounds against Michigan State
- Six rebounds and two assists at Michigan
- Six points and tied a career-high with eight rebounds vs. Minnesota
- Nine points, eight rebounds and two assists in win over Indiana
- 13 points and a career-high eight rebounds in win over Western Illinois
- Seven points, two rebounds and two assists at Drake
- Career-highs with 16 points, five assists and six rebounds in win over Iowa State
- Five points, two rebounds and three assists in first career start against Bryant
- 10 points (4-6 FG's), three rebounds and two assists at Boston College
- Eight points and two rebounds in win over Kansas State
- 10 points (10-10 FT's), four rebounds and two assists in win over UTSA



Davis, Game-by-Game

Opp.	S	FG	3-PT	FT	O-D-RE	PF	TP	A	T	B	S	M
Charleston So.	N	2-4	0-2	0-0	0-0-0	2	4	1	0	0	0	10
UTSA	N	0-4	0-1	10-10	0-4-4	0	10	2	4	0	0	19
at Citadel	N	0-3	0-2	1-2	0-0-0	2	1	0	0	0	0	12
Oakland	N	0-0	0-0	0-0	0-1-1	2	0	1	1	0	1	9
SE MO St.	N	0-2	0-1	0-0	1-2-3	1	0	3	1	0	0	14
W. VA (n)	N	0-1	0-1	0-0	0-1-1	1	0	1	1	0	0	17
Kansas St. (n)	N	2-4	2-3	2-4	0-2-2	0	8	1	0	0	0	16
at Boston Col.	N	4-6	2-4	0-0	0-3-3	3	10	2	1	0	0	24
Bryant	Y	2-5	1-4	0-0	0-2-2	3	5	3	3	0	1	25
Northern IA	Y	2-4	1-3	0-0	1-1-2	1	5	1	0	0	1	26
Iowa State	Y	5-10	0-2	6-7	1-5-6	1	16	5	2	0	1	33
at Drake	Y	2-5	2-4	1-2	0-2-2	3	7	2	2	0	0	32
W. Illinois	Y	4-7	1-3	4-6	1-7-8	2	13	2	0	1	0	33
at Ohio State	Y	1-4	1-3	0-0	0-3-3	2	3	4	2	0	0	27
Indiana	Y	3-7	1-3	2-2	0-8-8	3	9	2	0	0	1	37
Minnesota	Y	2-6	1-4	1-2	0-8-8	3	6	1	3	0	1	35
at Michigan	Y	0-4	0-1	0-0	1-5-6	2	0	2	3	0	0	21
at Purdue	N	0-0	0-0	1-2	0-0-0	1	1	1	2	0	0	10
Wisconsin	N	0-1	0-1	0-0	0-2-2	0	0	0	0	0	0	6
at Penn State	N	0-3	0-2	0-0	0-2-2	1	0	1	1	0	0	12
Mich. State	N	3-5	2-4	1-2	1-3-4	3	9	0	0	0	0	14
at Illinois	N	1-5	1-3	0-0	0-6-6	2	3	3	1	0	0	26
at Indiana	Y	3-6	0-2	2-2	0-4-4	4	8	0	0	0	0	29
Northwestern	N	2-3	1-2	1-1	1-0-1	1	6	3	1	0	0	18
at Wisconsin	N	1-3	0-1	1-1	0-2-2	2	3	0	2	0	1	17
Purdue	N	1-4	0-2	0-1	0-3-3	2	2	1	3	0	1	30
Michigan					INJ							
at Mich. State												
at Northwestern												
Ohio State												
Penn State												
Big Ten Tournament												

Career Bests

- Points:** 16 vs. Iowa State, 12/12/08
Rebounds: 8, three times, last vs. Minnesota, 1/8/09
FGM: 5 vs. Iowa State, 12/12/08
FGA: 10 vs. Iowa State, 12/12/08
3-pt. FG: 2, four times, last vs. Michigan State, 1/29/09
3-pt. FGA: 4, four times, last vs. Michigan State, 1/29/09
FTM: 10 vs. UTSA, 11/17/08
FTA: 10 vs. UTSA, 11/17/08
Assists: 5 vs. Iowa State, 12/12/08
Steals: 1, eight times, last vs. Purdue, 2/14/09
Blocks: 1 vs. Western Illinois, 12/27/08
Minutes: 37 vs. Indiana, 1/3/09

Career Statistics

YEAR	G/GS	FG-A	PCT	3-PT	PCT	FT-A	PCT	O-D-RB	AVG	PF-DI	AS	TO	BK	ST	PTS	AVG
Junior	26/11	40-106	.377	16-58	.276	33-44	.750	7-76-83	3.2	47-0	42	33	1	8	129	5.0

24 - - Aaron Fuller, Forward, 6-6, 210, Freshman, Mesa, AZ (Mesa HS)

- Seven points and six rebounds in career-high 45 minutes played in win over Michigan
- Five points and three rebounds vs. Purdue
- Five points at Indiana
- Career-high 16 points along with four rebounds at Penn State in career-high 36 minutes
- Five points, two rebounds and two steals in win over Wisconsin
- Four points, two rebounds and one block at Purdue
- Five points and three rebounds at Michigan
- Two points and five rebounds in win over Iowa State
- Seven points in win over Bryant
- Seven points, seven rebounds and two steals in win over Kansas State
- Six points and three rebounds vs. West Virginia
- Five points, five rebounds, three blocks and three steals in win over Southeast Missouri State
- Seven points, two rebounds and two assists in win over Oakland
- Eight points and five rebounds in win at The Citadel
- Eight points, two rebounds and two assists in win over UTSA
- Eight points, four rebounds and one steal in exhibition win



Fuller, Game-by-Game

Opp.	S	FG	3-PT	FT	O-D-RE	PF	TP	A	T	B	S	M
Charleston So.	Y	2-4	0-2	0-0	0-2-2	2	4	0	1	0	0	28
UTSA	Y	3-4	1-2	1-2	1-1-2	3	8	2	2	0	0	18
at Citadel	Y	3-10	1-3	1-3	2-3-5	2	8	0	2	0	0	23
Oakland	Y	3-5	1-3	0-0	0-2-2	0	7	2	2	1	1	16
SE MO St.	Y	2-7	1-4	0-0	1-4-5	2	5	0	1	3	3	21
W. VA (n)	Y	2-5	1-1	1-2	1-2-3	5	6	0	0	0	0	13
Kansas St. (n)	Y	2-5	0-1	3-5	3-4-7	3	7	0	2	0	2	29
at Boston Col.	Y	0-5	0-0	0-0	1-0-0	2	0	1	1	0	0	15
Bryant	N	2-2	2-2	1-2	0-1-1	1	7	1	0	0	0	13
Northern IA	N	1-2	0-1	0-0	1-1-2	0	2	0	1	0	0	16
Iowa State	N	1-4	0-1	0-1	2-3-5	1	2	0	1	0	1	12
at Drake	N	0-1	0-1	0-0	0-1-1	2	0	1	0	0	0	7
W. Illinois	N	0-1	0-1	0-0	0-1-1	2	0	0	1	1	0	10
at Ohio State	N	0-2	0-0	0-0	2-1-3	0	0	0	0	0	0	5
Indiana	N	0-0	0-0	0-0	0-0-0	1	0	0	0	0	0	1
Minnesota	N	0-0	0-0	0-0	0-0-0	1	0	1	1	1	0	3
at Michigan	N	2-4	1-3	0-0	0-3-3	1	3	0	2	0	0	12
at Purdue	Y	1-3	1-3	1-2	0-2-2	3	4	0	0	1	0	15
Wisconsin	Y	2-6	1-4	0-0	1-1-2	3	5	0	0	1	2	33
at Penn State	Y	6-11	2-5	2-2	3-1-4	1	16	0	3	0	1	36
Mich. State	Y	0-5	0-3	0-2	2-3-5	2	0	1	1	0	0	16
at Illinois	Y	1-3	1-3	0-0	0-3-3	1	3	0	2	0	0	18
at Indiana	N	2-5	1-4	0-0	0-0-0	2	5	0	0	0	0	10
Northwestern	N	0-0	0-0	0-0	1-1-2	0	0	0	3	0	0	4
at Wisconsin	N	1-3	1-3	0-0	0-2-2	1	3	0	1	0	0	11
Purdue	N	2-2	1-1	0-0	1-2-3	2	5	0	0	0	0	16
Michigan	Y	3-9	1-4	0-2	3-3-6	1	7	1	1	1	0	45
at Mich. State												
at Northwestern												
Ohio State												
Penn State												
Big Ten Tournament												

Career Bests


- Points:** 16 at Penn State, 1/24/09
Rebounds: 7 vs. Kansas State, 11/29/08
FGM: 6 at Penn State, 1/24/09
FGA: 11 at Penn State, 1/24/09
3-pt. FG: 2, twice, last at Penn State, 1/24/09
3-pt. FGA: 5 at Penn State, 1/24/09
FTM: 3 vs. Kansas State, 11/29/08
FTA: 5 vs. Kansas State, 11/29/08
Assists: 2, twice, last vs. Oakland, 11/23/08
Steals: 3 vs. SE Missouri State, 11/25/08
Blocks: 3 vs. SE Missouri State, 11/25/08
Minutes: 45 vs. Michigan, 2/22/09

Career Statistics

YEAR	G/GS	FG-A	PCT	3-PT	PCT	FT-A	PCT	O-D-RB	AVG	PF-DI	AS	TO	BK	ST	PTS	AVG
Fresh.	27/14	41-108	.380	17-55	.309	10-23	.435	25-57-72	2.7	45-1	11	28	9	10	109	4.0

5 - - Matt Gatens, Guard, 6-5, 215, Freshman, Iowa City, IA (Iowa City HS)

- Made 26-straight free throws over 16-game stretch before miss vs. Wisconsin
- 16 points, including 4-4 FT's in final minute to force overtime, along with six rebounds, three assists and two blocks in win over Michigan
- 13 points in win over Northwestern
- Matched career-high with 22 points at Indiana, along with four rebounds
- 13 points, four rebounds, two assists and three steals against Michigan State
- 14 points (9-12 FT's) and five rebounds in win over Wisconsin
- 11 points and eight rebounds at Michigan
- 11 points (4-5 FG's, 3-4 3 Pt FG's), five rebounds and three assists against Minnesota
- Career-high 22 points along with five rebounds at Ohio State
- 11 points and a career-high 10 rebounds for first career double-double in win over Western Illinois
- 14 points, (4-5 3Pt FG's), two rebounds and two assists in win over Northern Iowa
- 19 points, five rebounds and four assists in win over Bryant
- 12 points, four rebounds and three assists at Boston College
- 12 points, three rebounds and three assists in win over Southeast Missouri State
- 13 points, three rebounds, six assists and four steals in win at The Citadel
- 10 points, five rebounds and career-high seven assists in win over UTSA



Gatens, Game-by-Game

Opp.	S	FG	3-PT	FT	O-D-RE	PF	TP	A	T	B	S	M
Charleston So.	Y	4-6	3-3	4-4	1-2-3	1	15	5	2	0	1	32
UTSA	Y	3-5	0-2	4-5	1-4-5	2	10	7	3	0	1	35
at Citadel	Y	4-7	3-5	2-2	0-3-3	2	13	6	0	0	4	35
Oakland	Y	2-6	1-3	0-0	0-4-4	1	5	2	6	0	0	35
SE MO St.	Y	4-7	2-3	2-2	1-2-3	1	12	3	1	1	0	22
W. VA (n)	Y	1-4	1-2	1-1	1-2-3	5	6	2	3	0	0	22
Kansas St. (n)	Y	2-4	1-1	0-0	1-0-1	5	5	1	1	0	0	18
at Boston Col.	Y	4-7	2-3	2-2	2-2-4	3	12	3	1	0	1	35
Bryant	Y	6-12	3-6	4-4	1-4-5	1	19	4	1	0	1	28
Northern IA	Y	5-8	4-5	0-0	1-1-2	2	14	2	0	0	0	35
Iowa State	Y	2-6	0-2	2-2	1-5-6	1	6	1	0	0	1	31
at Drake	Y	1-7	0-1	2-2	1-1-2	3	4	1	3	0	0	31
W. Illinois	Y	3-9	1-4	4-4	3-7-10	0	11	1	2	1	0	37
at Ohio State	Y	8-12	4-7	2-2	0-5-5	3	22	1	0	0	2	36
Indiana	Y	2-4	1-1	1-1	1-2-3	4	6	2	1	1	0	26
Minnesota	Y	4-5	3-4	0-0	3-2-5	3	11	3	2	0	0	37
at Michigan	Y	4-8	1-3	2-2	3-5-8	3	11	1	1	1	0	37
at Purdue	Y	4-10	3-5	0-0	2-3-5	1	11	1	2	1	1	34
Wisconsin	Y	2-7	1-5	9-12	1-4-5	3	14	0	0	1	0	44
at Penn State	Y	2-5	1-3	4-4	1-4-5	4	9	3	0	0	1	30
Mich. State	Y	4-13	3-8	2-2	0-4-4	2	13	2	2	0	3	39
at Illinois	Y	3-8	2-6	2-2	0-2-2	4	10	2	1	0	0	40
at Indiana	Y	7-15	3-9	5-6	2-2-4	4	22	0	1	1	0	39
Northwestern	Y	3-6	3-6	4-4	1-1-2	4	13	0	2	0	1	25
at Wisconsin	Y	2-7	0-2	2-2	0-1-1	2	6	0	3	0	1	29
Purdue	Y	2-13	0-4	0-0	0-1-1	3	4	2	1	0	1	40
Michigan	Y	4-10	1-4	7-9	1-5-6	2	16	3	3	2	0	45
at Mich. State												
at Northwestern												
Ohio State												
Penn State												
Big Ten Tournament												

Career Bests

Points: 22, twice, last at Indiana, 2/4/09
Rebounds: 10 vs. Western Illinois, 12/27/08
FGM: 8 at Ohio State, 12/31/08
FGA: 15 at Indiana, 2/4/09
3-pt. FG: 4, twice, last at Ohio State, 12/31/08
3-pt. FGA: 9 at Indiana, 2/4/09
FTM: 9 vs. Wisconsin, 1/21/09
FTA: 12 vs. Wisconsin, 1/21/09
Assists: 7 vs. UTSA, 11/17/08
Steals: 4 at The Citadel, 11/20/08
Blocks: 1, seven times, last at Indiana, 2/4/09
Minutes: 44 vs. Wisconsin, 1/21/09

Career Statistics

YEAR	G/GS	FG-A	PCT	3-PT	PCT	FT-A	PCT	O-D-RB	AVG	PF-DI	AS	TO	BK	ST	PTS	AVG
Fresh.	27/27	93-211	.441	47-107	.439	67-74	.905	29-78-107	4.0	69-2	58	42	9	19	300	11.1

***32 - - Jake Kelly, Guard, 6-6, 185, Sophomore, Carmel, IN (Carmel HS)**

- Named Big Ten Player of the Week (Feb. 23) for efforts in win over Michigan
- Career-highs with 23 points, eight rebounds, nine assists and 45 minutes played in win over Michigan
- 19 points and with five rebounds vs. Purdue
- 17 points, four rebounds and two assists at Wisconsin
- Eight points, six rebounds and three assists in win over Northwestern
- Matched career-high with 19 points (7-10 FG's) along with two assists at Penn State
- 12 points and three assists in win over Wisconsin
- 10 points, three rebounds and two steals in win over Indiana
- 11 points, two rebounds and two assists at Ohio State
- 13 points and four assists in win over Western Illinois
- Tied career-highs with 19 points and five rebounds in win over Northern Iowa
- 11 points, five assists and three rebounds at Boston College
- 15 points (9-10 FTs), three rebounds and three assists vs. West Virginia
- 16 points, four rebounds and four assists in win over Oakland
- Five points, three rebounds, five assists and tied a career-high with three steals in win at The Citadel
- 10 points and three assists in win over Charleston Southern



Kelly, Game-by-Game

Opp.	S	FG	3-PT	FT	O-D-RE	PF	TP	A	T	B	S	M
Charleston So. N		4-5	2-2	0-0	0-1-1	0	10	3	0	0	1	20
UTSA N		1-5	0-2	0-0	0-2-2	2	2	1	3	1	0	16
at Citadel N		2-4	1-1	0-0	0-3-3	1	5	5	0	0	3	23
Oakland N		4-7	3-6	5-7	2-2-4	0	16	4	0	0	1	29
SE MO St. N		3-6	1-3	2-2	1-1-2	1	9	2	0	0	0	19
W. VA (n) N		3-6	0-2	9-10	0-3-3	4	15	3	4	1	0	28
Kansas St. (n) N		2-3	1-2	4-4	0-0-0	3	9	1	2	0	2	14
at Boston Col. N		4-10	1-5	2-10	0-3-3	2	11	5	3	0	2	29
Bryant Y		1-6	1-5	2-3	1-2-3	2	5	3	3	0	3	27
Northern IA Y		8-15	1-5	2-2	0-5-5	2	19	4	0	0	2	36
Iowa State Y		2-7	1-2	1-2	0-3-3	3	6	3	4	0	2	30
at Drake Y		2-6	0-2	0-0	0-2-2	5	4	0	2	2	1	19
W. Illinois Y		5-8	1-2	2-2	0-1-1	2	13	4	2	0	1	29
at Ohio State Y		4-8	3-7	0-1	0-2-2	4	11	2	6	0	0	33
Indiana Y		4-11	2-5	0-1	2-1-3	5	10	1	2	1	2	24
Minnesota Y		3-12	0-5	0-0	1-0-1	3	6	3	0	1	1	25
at Michigan Y		3-9	1-1	0-0	0-0-0	3	7	3	2	0	0	28
at Purdue Y		2-8	2-2	0-0	0-1-1	3	6	1	3	0	1	28
Wisconsin Y		3-6	1-3	5-6	1-2-3	5	12	3	2	0	1	35
at Penn State Y		7-10	1-3	4-4	0-1-1	4	19	2	4	0	0	36
Mich. State Y		3-6	0-2	0-0	0-3-3	5	6	2	5	0	1	38
at Illinois Y		3-10	2-5	0-0	1-2-3	3	8	1	5	0	0	33
at Indiana Y		1-3	0-0	0-0	0-2-2	4	2	5	3	0	1	23
Northwestern Y		2-8	2-7	2-2	1-5-6	3	8	3	2	0	1	40
at Wisconsin Y		7-9	2-3	1-3	1-3-4	2	17	2	5	0	1	36
Purdue Y		8-17	1-6	2-2	0-5-5	2	19	1	2	1	0	38
Michigan Y		8-17	3-6	4-4	0-8-8	1	23	9	2	0	2	45
at Mich. State												
at Northwestern												
Ohio State												
Penn State												
Big Ten Tournament												

Career Bests

- Points:** 23 vs. Michigan, 2/22/09
- Rebounds:** 8 vs. Michigan, 2/22/09
- FGM:** 8, three times, last vs. Michigan, 2/22/09
- FGA:** 17 vs. Michigan, 2/22/09
- 3-PT. FG:** 4 at Northwestern, 3/04/08/07
- 3-PT. FGA:** 7 at Ohio State, 12/31/08
- FTM:** 9 vs. West Virginia, 11/28/08
- FTA:** 10 vs. West Virginia, 11/28/08
- Assists:** 9 vs. Michigan, 2/22/09
- Steals:** 3, three times, last vs. Bryant, 12/5/08
- Blocks:** 2, three times, last at Drake, 12/20/08
- Minutes:** 45 vs. Michigan, 2/22/09

Career Statistics

YEAR	G/GS	FG-A	PCT	3-PT	PCT	FT-A	PCT	O-D-RB	AVG	PF-DI	AS	TO	BK	ST	PTS	AVG
Fresh.	32/25	82-201	.408	30-69	.435	41-53	.774	15-45-60	1.9	83-3	65	70	10	20	235	7.3
Soph.	27/19	99-222	.446	33-94	.351	47-57	.825	11-63-74	2.7	74-4	76	66	7	29	278	10.3
Career	59/44	181-423	.428	63-163	.387	88-110	.800	26-108-134	2.3	157-7	141	136	17	49	513	8.7

**2 - - David Palmer, Center, 6-9, 240, Junior, Antioch, TN (Oak Hill Academy)*

- Eight points and three rebounds at Illinois
- Career-high two blocks against Michigan State
- Six points, tied a career-high with eight rebounds along with one block at Penn State
- Career-high 21 points and seven rebounds in win over Wisconsin
- 19 points and eight rebounds, along with one block, in first career start at Purdue
- Three points (3-4 FT's) and one rebound at Michigan
- Three points in win over Bryant
- Five points and six rebounds in win over Southeast Missouri State
- Four points and one rebound in win over Charleston Southern
- Two points and four rebounds in exhibition win
- Played in 14 games in 2008, with no starts
- Averaged 0.9 points and 0.6 rebounds



Palmer, Game-by-Game

Opp.	S	FG	3-PT	FT	O-D-RE	PF	TP	A	T	B	S	M
Charleston So.	N	1-2	0-1	2-2	0-1-1	0	4	0	0	0	0	2
UTSA					DNP							
at Citadel					DNP							
Oakland	N	0-0	0-0	0-0	0-0-0	0	0	0	0	0	0	2
SE MO St.	N	2-2	1-1	0-0	0-6-6	1	5	0	0	0	0	9
W. VA (n)	N	0-0	0-0	0-0	0-0-0	0	0	0	0	0	0	3
Kansas St. (n)					DNP							
at Boston Col.					DNP							
Bryant	N	1-1	1-1	0-0	0-1-1	0	3	0	0	0	0	4
Northern IA					DNP							
Iowa State	N	0-1	0-1	0-0	0-0-0	0	0	0	0	0	0	1
at Drake	N	0-0	0-0	0-0	0-0-0	0	0	0	0	0	0	1
W. Illinois	N	0-2	0-1	2-2	0-0-0	1	2	0	0	0	0	5
at Ohio State					DNP							
Indiana					DNP							
Minnesota					DNP							
at Michigan	N	0-1	0-1	3-4	0-1-1	0	3	0	0	0	0	5
at Purdue	Y	7-14	2-3	3-4	2-6-8	3	19	0	4	1	0	22
Wisconsin	Y	8-12	2-4	3-5	3-4-7	1	21	0	3	0	1	33
at Penn State	Y	2-5	0-1	2-2	2-6-8	4	6	0	1	1	0	28
Mich. State	Y	0-3	0-1	1-2	0-0-0	2	1	0	0	2	0	14
at Illinois	Y	3-5	1-2	1-2	2-1-3	2	8	0	0	1	0	19
at Indiana	N	0-1	0-0	1-2	0-1-1	1	1	0	0	0	0	5
Northwestern					DNP							
at Wisconsin	N	1-1	1-1	0-2	0-0-0	4	3	0	0	0	0	16
Purdue	N	0-1	0-1	2-2	0-2-2	1	2	0	1	1	0	8
Michigan	N	0-1	0-1	0-0	0-0-0	0	0	0	0	0	0	3
at Mich. State												
at Northwestern												
Ohio State												
Penn State												
Big Ten Tournament												

Career Bests

- Points:** 21 vs. Wisconsin, 1/21/09
Rebounds: 8, twice, last at Penn State, 1/24/09
FGM: 8 vs. Wisconsin, 1/21/09
FGA: 14 at Purdue, 1/18/09
3-PT. FG: 2, twice, last vs. Wisconsin, 1/21/09
3-PT. FGA: 4 vs. Wisconsin, 1/21/09
FTM: 3, three times, last vs. Wisconsin, 1/21/09
FTA: 5 vs. Wisconsin, 1/21/09
Assists: 1, three times, last vs. South Florida, 2/8/06
Steals: 1, eight times, last vs. Wisconsin, 1/21/09
Blocks: 2 vs. Michigan State, 1/29/09
Minutes: 33 vs. Wisconsin, 1/21/09

Career Statistics

YEAR	G/GS	FG-A	PCT	3-PT	PCT	FT-A	PCT	O-D-RB	AVG	PF-DI	AS	TO	BK	ST	PTS	AVG
*Fresh.	27/0	35-77	.455	0-1	.000	10-17	.588	25-28-53	2.0	52-0	3	10	5	5	80	3.0
Soph.	14/0	4-13	.308	2-5	.400	3-5	.600	2-6-8	0.6	13-0	0	6	0	2	13	0.9
Junior	18/5	25-52	.481	8-20	.400	20-29	.690	9-29-38	2.1	20-0	0	9	6	1	78	4.3
Career	59/5	64-142	.451	10-26	.385	33-51	.647	36-63-99	1.7	85-0	3	25	11	8	171	2.9

* - 2005-06 at Seton Hall

***30 - - Jeff Peterson, Guard, 6-0, 192, Sophomore, Springfield, MO (DeMatha Catholic HS)**

- Did not play against Purdue or Michigan due to injury
- 10 points and two assists before leaving game with injury in second half at Wisconsin
- 16 points, five assists, four rebounds and career-best four steals in win over Northwestern
- 12 points, five rebounds, five assists and two steals at Indiana
- 12 points and six assists with no turnovers at Illinois
- 14 points, two rebounds and five assists against Michigan State
- 16 points, tied a career-high with five rebounds and also added seven assists in win over Wisconsin
- Five points, eight assists and two steals at Purdue
- 16 points and four rebounds vs. Minnesota
- 16 points and five assists in win over Indiana
- Eight points, three rebounds, five assists and a career-high three steals at Drake
- 17 points and three rebounds in win over Iowa State
- 18 points, four rebounds and five assists in win over Northern Iowa
- Named to all-tournament team at Las Vegas Invitational
- 18 points (11-12 FT's) and six assists in over Kansas State
- 11 points and two rebounds vs. West Virginia
- Eight points, nine assists and two steals in win over Oakland



Peterson, Game-by-Game

Opp.	S	FG	3-PT	FT	O-D-RE	PF	TP	A	T	B	S	M
Charleston So.	Y	3-4	1-1	2-2	0-2-2	2	9	3	1	0	0	24
UTSA	Y	2-4	1-2	0-0	1-1-2	5	5	2	2	0	1	29
at Citadel	Y	4-7	1-2	3-4	1-2-3	1	12	3	0	0	1	31
Oakland	Y	1-2	0-1	6-8	0-0-0	2	8	9	1	0	2	33
SE MO St.	Y	3-4	0-1	2-2	1-1-2	0	8	5	0	0	0	26
W. VA (n)	Y	4-6	0-0	3-4	0-2-2	5	11	1	7	0	1	23
Kansas St. (n)	Y	3-7	1-2	11-12	0-2-2	1	18	6	5	0	1	38
at Boston Col.	Y	2-5	0-0	2-2	0-1-1	1	6	1	4	0	1	32
Bryant	Y	1-2	0-1	0-0	0-1-1	1	2	4	1	0	0	23
Northern IA	Y	6-11	2-3	4-4	0-4-4	1	18	5	2	0	1	35
Iowa State	Y	5-10	2-3	5-6	1-2-3	2	17	1	5	0	2	33
at Drake	Y	3-6	1-3	1-1	0-3-3	4	8	5	2	0	3	28
W. Illinois	Y	2-5	0-1	0-0	0-3-3	0	4	2	4	0	3	36
at Ohio State	Y	3-6	1-3	2-2	0-2-2	3	9	8	2	0	0	33
Indiana	Y	5-12	1-3	5-6	0-1-1	1	16	5	4	0	0	39
Minnesota	Y	4-10	2-5	6-6	2-2-4	1	16	1	8	0	0	37
at Michigan	Y	1-3	0-1	2-2	0-3-3	0	4	4	5	0	2	34
at Purdue	Y	2-6	0-1	1-2	0-2-2	2	5	8	5	0	2	33
Wisconsin	Y	3-8	1-2	9-12	0-5-5	3	16	7	3	0	1	40
at Penn State	Y	3-10	0-3	3-4	0-1-1	4	9	3	2	0	1	34
Mich. State	Y	6-11	2-4	0-1	0-2-2	1	14	5	3	0	0	39
at Illinois	Y	5-13	2-6	0-0	1-0-1	1	12	6	0	0	1	36
at Indiana	Y	4-8	1-2	3-5	2-3-5	4	12	5	6	1	2	39
Northwestern	Y	3-10	3-6	7-8	1-3-4	2	16	5	6	0	4	40
at Wisconsin	Y	3-7	1-2	3-4	0-1-1	0	10	2	1	0	1	29
Purdue												INJ
Michigan												INJ
at Mich. State												
at Northwestern												
Ohio State												
Penn State												
Big Ten Tournament												

Career Bests

Points:	20 vs. Northern Colorado, 11/14/07
Rebounds:	5, five times, last at Indiana, 2/4/09
FGM:	7 vs. Northern Colorado, 11/14/07
FGA:	13 at Illinois, 2/1/09
3-PT. FG:	3 vs. Northwestern, 2/07/09
3-PT. FGA:	6, twice, last vs. Northwestern, 2/07/09
FTM:	11 vs. Kansas State, 11/29/08
FTA:	12, twice, last vs. Wisconsin, 1/21/09
Assists:	9, three times, last vs. Oakland, 11/23/08
Steals:	4 vs. Northwestern, 2/07/09
Blocks:	1 at Indiana, 2/4/09
Minutes:	40, four times, last vs. Northwestern, 2/07/09

Career Statistics

YEAR	G/GS	FG-A	PCT	3-PT	PCT	FT-A	PCT	O-D-RB	AVG	PF-DI	AS	TO	BK	ST	PTS	AVG
Fresh.	30/11	49-151	.325	14-52	.269	44-60	.733	6-55-61	2.0	66-3	92	94	0	19	156	5.2
Soph.	25/25	81-180	.450	23-58	.397	80-97	.825	10-49-59	2.4	47-2	106	79	1	30	265	10.6
Career	55/36	130-331	.393	37-110	.336	124-157	.790	16-104-120	2.2	113-5	198	173	1	49	421	7.7

****44 - - Cyrus Tate, Forward, 6-8, 255, Senior, Chicago, IL (Northeast, NE CC)**

- Missed nine games total due to ankle injury
- Two points and one rebound in four minutes in win over Michigan
- Did not play against Wisconsin or Purdue due to ankle injury
- Five rebounds and two points in win over Northwestern in return to action
- Played just eight minutes vs. Minnesota before suffering injury
- Season-best 22 points and 11 rebounds in win over Indiana, hitting 6-6 FG's and 10-11 FT's for sixth-career double-double
- 10 points, eight rebounds and two steals in win over Iowa State
- Eight points and 12 rebounds in win over Bryant
- Seven rebounds, four points, two blocked shots and two steals at Boston College
- 10 points, including game-winning layup as time expired, along with seven rebounds in win over Kansas State
- 11 points and tied a career-high with 13 rebounds for fifth career double-double in win over Oakland
- 18 points (8-9 FG's, 2-2 FT's), five rebounds, career-high three blocks and two steals in win over UTSA
- Nine points, 12 rebounds and two blocked shots in win over Charleston Southern



Tate, Game-by-Game

Opp.	S	FG	3-PT	FT	O-D-RE	PF	TP	A	T	B	S	M
Charleston So.	Y	3-4	0-0	3-3	3-9-12	1	9	0	2	2	0	26
UTSA	Y	8-9	0-0	2-2	1-4-5	2	18	0	1	3	2	33
at Citadel	Y	2-3	0-0	0-0	2-3-5	4	4	0	2	0	0	18
Oakland	Y	5-6	0-0	1-3	4-9-13	4	11	0	1	0	1	32
SE MO St.	Y	3-5	0-0	0-0	1-2-3	3	6	0	0	2	1	16
W. VA (n)	Y	0-0	0-0	0-0	1-4-5	1	0	0	1	0	0	24
Kansas St. (n)	Y	2-5	0-0	6-10	5-2-7	3	10	0	0	0	0	28
at Boston Col.	Y	1-3	0-0	2-2	2-5-7	4	4	0	2	2	2	23
Bryant	Y	4-6	0-0	0-0	4-8-12	0	8	1	2	0	0	22
Northern IA	Y	1-4	0-0	2-2	2-4-6	3	4	0	2	0	3	27
Iowa State	Y	4-6	0-0	2-2	6-2-8	3	10	0	0	0	2	22
at Drake	Y	0-2	0-0	1-2	1-3-4	3	1	0	1	0	1	16
W. Illinois	Y	2-2	0-0	3-6	1-0-1	2	7	0	1	2	0	14
at Ohio State	Y	1-1	0-0	0-0	1-0-1	3	2	1	3	0	0	11
Indiana	Y	6-6	0-0	10-11	4-7-11	3	22	0	1	0	1	35
Minnesota	Y	1-1	0-0	0-0	0-1-1	1	2	0	0	0	1	8
at Michigan												INJ
at Purdue												INJ
Wisconsin												INJ
at Penn State												INJ
Mich. State												INJ
at Illinois												INJ
at Indiana												INJ
Northwestern	Y	0-1	0-0	2-2	0-5-5	1	2	0	0	0	0	13
at Wisconsin												INJ
Purdue												INJ
Michigan	N	0-0	0-0	2-2	0-1-1	1	2	0	1	0	0	4
at Mich. State												
at Northwestern												
Ohio State												
Penn State												
Big Ten Tournament												

Career Bests


Points: 26 at Michigan State, 2/23/08
Rebounds: 13, twice, last vs. Oakland, 11/23/08
FGM: 10 at Michigan State, 2/23/08
FGA: 13 at Michigan State, 2/23/08
3-pt. FG:
3-pt. FGA:
FTM: 10, twice, last vs. Indiana, 1/3/09
FTA: 17 vs. Michigan, 3/13/08
Assists: 2, five times, last vs. Illinois, 3/1/08
Steals: 3, three times, last vs. UNI, 12/9/08
Blocks: 3 vs. UTSA, 11/17/08
Minutes: 39 vs. Illinois, 3/1/08

Career Statistics

YEAR	G/GS	FG-A	PCT	3-PT	PCT	FT-A	PCT	O-D-RB	AVG	PF-DI	AS	TO	BK	ST	PTS	AVG
Soph.	31/22	48-104	.462	0-0	.000	35-53	.660	47-88-135	4.4	93-4	13	42	8	17	131	4.2
Jun.	31/19	86-129	.667	0-0	.000	86-147	.585	59-107-166	5.4	87-3	8	57	12	18	258	8.3
Sen.	17/17	43-64	.672	0-0	.000	34-45	.756	38-68-106	6.2	41-0	2	19	11	14	120	7.1
Career	79/58	177-297	.596	0-0	.000	155-245	.633	144-263-407	5.2	221-7	23	118	31	49	509	6.4

1 - - Anthony Tucker, Guard, 6-4, 200, Freshman, Minnetonka, MN (Minnetonka HS)

- Sidelined for second semester due to academics
- Five points, five rebounds and two assists at Purdue
- Eight points at Michigan
- 12 points against Drake
- 12 points (4-6 3Pt. FG's) and three rebounds in win over Bryant
- 24 points (8-12 FGs, 6-9 3Pt FG's) and four rebounds vs. West Virginia
- 14 points and a career-high 10 rebounds for first-career double-double in win over Southeast Missouri State
- 19 points (5-10 3Pt FG's) and six rebounds in win over Oakland
- 21 points (7-11 3Pt FG's) and two rebounds in win at The Citadel
- 15 points and two assists in win over UTSA
- 10 points and two rebounds in win over Charleston Southern
- 21 points, four assists and three rebounds in exhibition win



Tucker, Game-by-Game

Opp.	S	FG	3-PT	FT	O-D-RE	PF	TP	A	T	B	S	M
Charleston So.	Y	4-13	2-11	0-0	0-2-2	1	10	1	1	0	2	25
UTSA	Y	5-8	2-5	3-3	0-1-1	0	15	2	2	0	1	28
at Citadel	Y	7-13	7-11	0-0	0-2-2	0	21	1	0	0	1	28
Oakland	Y	7-12	5-10	0-0	1-5-6	1	19	1	1	0	0	35
SE MO St.	Y	5-11	4-9	0-0	1-9-10	2	14	1	2	0	1	25
W. VA (n)	Y	8-12	6-9	2-2	2-2-4	1	24	0	4	0	1	34
Kansas St. (n)	Y	1-11	1-7	0-1	3-4-7	3	3	0	1	0	0	28
at Boston Col.	Y	0-2	0-2	0-0	0-0-0	0	0	0	1	0	0	8
Bryant	N	4-6	4-6	0-0	0-3-3	1	12	0	0	0	0	23
Northern IA					DNP							
Iowa State					DNP							
at Drake	N	4-11	4-10	0-0	0-1-1	2	12	0	0	0	1	19
W. Illinois					DNP							
at Ohio State	N	0-0	0-0	0-0	0-0-0	2	0	0	0	0	0	1
Indiana					DNP							
Minnesota	N	0-1	0-1	2-2	0-0-0	0	2	0	0	0	0	6
at Michigan	N	3-5	2-3	0-0	0-1-1	0	8	0	0	0	1	11
at Purdue	N	1-7	1-5	2-4	1-4-5	0	5	2	1	0	0	24
Wisconsin					DNP							
at Penn State					DNP							
Mich. State					DNP							
at Illinois					DNP							
at Indiana					DNP							
Northwestern					DNP							
at Wisconsin					DNP							
Purdue					DNP							
Michigan					DNP							
at Mich. State					DNP							
at Northwestern					DNP							
Ohio State					DNP							
Penn State					DNP							
Big Ten Tournament					DNP							

Career Bests

Points: 24 vs. West Virginia, 11/28/08
Rebounds: 10 vs. Southeast Missouri State, 11/25/08
FGM: 8 vs. West Virginia, 11/28/08
FGA: 13, twice, last at The Citadel, 11/20/08
3-pt. FG: 7 at The Citadel, 11/20/08
3-pt. FGA: 11, twice, last at The Citadel, 11/20/08
FTM: 3 vs. UTSA, 11/17/08
FTA: 4 at Purdue, 1/18/09
Assists: 2, twice, last at Purdue, 1/18/09
Steals: 2 vs. Charleston Southern, 11/14/08
Blocks:
Minutes: 35 vs. Oakland, 11/23/08

Career Statistics

YEAR	G/GS	FG-A	PCT	3-PT	PCT	FT-A	PCT	O-D-RB	AVG	PF-DI	AS	TO	BK	ST	PTS	AVG
Fresh.	14/8	49-112	.438	38-89	.427	9-12	.750	8-34-42	3.0	13-0	8	13	0	7	145	10.4



Iowa Hawkeyes
Iowa Hawkeyes Combined Team Statistics (as of Feb 22, 2009)
All games



RECORD:	OVERALL	HOME	AWAY	NEUTRAL
ALL GAMES	14-13	12-3	1-9	1-1
CONFERENCE	4-10	4-3	0-7	0-0
NON-CONFERENCE	10-3	8-0	1-2	1-1

#	Player	gp-gs	Total		3-Point		F-Throw		Rebounds				Other				pts	avg				
			min	avg	fg-fga	pct	3fg-fga	pct	ft-fa	pct	off	def	tot	avg	pf	dq			a	to	blk	stl
05	Gatens, Matt	27-27	897	33.2	93-211	.441	47-107	.439	67-74	.905	29	78	107	4.0	69	2	58	42	9	19	300	11.1
30	Peterson, Jeff	25-25	824	33.0	81-180	.450	23-58	.397	80-97	.825	10	49	59	2.4	47	2	106	79	1	30	265	10.6
01	Tucker, Anthony	14-8	295	21.1	49-112	.438	38-89	.427	9-12	.750	8	34	42	3.0	13	0	8	13	0	7	145	10.4
32	Kelly, Jake	27-19	781	28.9	99-222	.446	33-94	.351	47-57	.825	11	63	74	2.7	74	4	76	66	7	29	278	10.3
44	Tate, Cyrus	18-17	372	20.7	43-64	.672	0-0	.000	36-47	.766	38	69	107	5.9	42	0	2	20	11	14	122	6.8
23	Davis, Jermain	26-11	552	21.2	40-106	.377	16-58	.276	33-44	.750	7	76	83	3.2	47	0	42	33	1	8	129	5.0
02	Palmer, David	18-5	180	10.0	25-52	.481	8-20	.400	20-29	.690	9	29	38	2.1	20	0	0	9	6	1	78	4.3
15	Bawinkel, Devan	27-4	499	18.5	37-108	.343	36-103	.350	0-0	.000	3	38	41	1.5	20	0	11	6	0	3	110	4.1
24	Fuller, Aaron	27-14	447	16.6	41-108	.380	17-55	.309	10-23	.435	25	47	72	2.7	45	1	11	28	9	10	109	4.0
50	Cole, Jarryd	27-5	414	15.3	34-47	.723	0-0	.000	16-29	.552	29	41	70	2.6	57	1	4	23	6	8	84	3.1
20	Brommer, Andrew	20-0	179	9.0	9-17	.529	0-0	.000	5-22	.227	6	17	23	1.2	29	1	2	7	9	2	23	1.2
04	Angle, J.R.	4-0	10	2.5	1-3	.333	1-3	.333	0-0	.000	1	1	2	0.5	1	0	1	2	0	1	3	0.8
Team											34	34	68				10					
Total.....		27	5450		552-1230	.449	219-587	.373	323-434	.744	210	576	786	29.1	464	11	321	338	59	132	1646	61.0
Opponents.....		27	5450		564-1320	.427	160-457	.350	303-447	.678	266	530	796	29.5	465	-	302	299	67	147	1591	58.9

TEAM STATISTICS	IOWA	OPP	Date	Opponent	Score	Att.
SCORING	1646	1591	11/14/08	CHARLESTON SOUTHERN	w 68-48	9070
Points per game	61.0	58.9	11/17/08	TEXAS-SAN ANTONIO	w 73-67	8051
Scoring margin	+2.0	-	11/20/08	at The Citadel	w 70-48	2024
FIELD GOALS-ATT	552-1230	564-1320	% 11/23/08	OAKLAND	w 66-57	8079
Field goal pct	.449	.427	% 11/25/08	SE MISSOURI STATE	w 75-41	8184
3 POINT FG-ATT	219-587	160-457	@ 11/28/08	vs West Virginia	L 68-87	5000
3-point FG pct	.373	.350	@ 11/29/08	vs Kansas State	w 65-63	5500
3-pt FG made per game	8.1	5.9	12/02/08	at Boston College	L 55-57	4084
FREE THROWS-ATT	323-434	303-447	12/05/08	BRYANT UNIVERSITY	w 61-36	8711
Free throw pct	.744	.678	12/09/08	NORTHERN IOWA	w 65-46	9435
F-Throws made per game	12.0	11.2	12/12/08	IOWA STATE	w 73-57	12125
REBOUNDS	786	796	12/20/08	at Drake	L 43-60	7152
Rebounds per game	29.1	29.5	12/27/09	WESTERN ILLINOIS	w 58-43	9941
Rebounding margin	-0.4	-	* 12/31/08	at Ohio State	L 65-68	14946
ASSISTS	321	302	* 01/03/09	INDIANA	w 65-60	11161
Assists per game	11.9	11.2	* 01/08/09	MINNESOTA	L 49-52	9663
TURNOVERS	338	299	* 01/11/09	at Michigan	L 49-64	11835
Turnovers per game	12.5	11.1	* 01/18/09	at Purdue	L 53-75	14123
Turnover margin	-1.4	-	* 01/21/09	WISCONSIN	Wot 73-69	10239
Assist/turnover ratio	0.9	1.0	* 01/24/09	at Penn State	L 59-63	12210
STEALS	132	147	* 01/29/09	MICHIGAN STATE	L 56-71	13640
Steals per game	4.9	5.4	* 02/01/09	at Illinois	L 54-62	16618
BLOCKS	59	67	* 02/04/09	at Indiana	L 60-68	14247
Blocks per game	2.2	2.5	* 02/07/09	NORTHWESTERN	w 56-51	12555
ATTENDANCE	160161	124969	* 02/11/09	at Wisconsin	L 52-69	17230
Home games-Avg/Game	15-10677	10-11447	* 02/14/09	PURDUE	L 45-49	14665
Neutral site-Avg/Game	-	2-5250	* 02/22/09	MICHIGAN	Wot 70-60	14642

% -- Las Vegas Invitational, Iowa City
 @ -- Las Vegas Invitational, Las Vegas
 * -- Big Ten Conference Game

Score by Periods	1st	2nd	OT	Totals
Iowa Hawkeyes	718	901	27	1646
Opponents	733	845	13	1591



Iowa Hawkeyes
Iowa Hawkeyes Combined Team Statistics (as of Feb 22, 2009)
Conference games



RECORD:	OVERALL	HOME	AWAY	NEUTRAL
ALL GAMES	4-10	4-3	0-7	0-0
CONFERENCE	4-10	4-3	0-7	0-0
NON-CONFERENCE	0-0	0-0	0-0	0-0

#	Player	gp-gs	min	avg	Total		3-Point		F-Throw		Rebounds				pf	dq	a	to	blk	stl	pts	avg
					fg-fga	pct	3fg-fga	pct	ft-fga	pct	off	def	tot	avg								
05	Gatens, Matt	14-14	501	35.8	51-123	.415	26-67	.388	40-46	.870	15	41	56	4.0	42	0	20	19	7	10	168	12.0
30	Peterson, Jeff	12-12	433	36.1	42-104	.404	14-38	.368	41-52	.788	6	25	31	2.6	22	0	59	45	1	14	139	11.6
32	Kelly, Jake	14-14	462	33.0	58-134	.433	20-55	.364	18-23	.783	7	35	42	3.0	47	3	38	43	3	11	154	11.0
02	Palmer, David	10-5	153	15.3	21-44	.477	6-15	.400	16-25	.640	9	21	30	3.0	18	0	0	9	6	1	64	6.4
44	Tate, Cyrus	5-4	71	14.2	8-9	.889	0-0	.000	14-15	.933	5	14	19	3.8	9	0	1	5	0	2	30	6.0
50	Cole, Jarryd	14-5	291	20.8	29-40	.725	0-0	.000	13-21	.619	22	30	52	3.7	32	0	3	18	5	5	71	5.1
15	Bawinkel, Devan	14-4	317	22.6	19-61	.311	18-56	.321	0-0	.000	3	27	30	2.1	13	0	7	6	0	2	56	4.0
23	Davis, Jermain	13-6	282	21.7	17-51	.333	7-28	.250	9-13	.692	3	46	49	3.8	26	0	18	18	0	4	50	3.8
24	Fuller, Aaron	14-6	226	16.1	20-53	.377	10-33	.303	3-8	.375	13	22	35	2.5	20	0	4	14	4	3	53	3.8
01	Tucker, Anthony	4-0	42	10.5	4-13	.308	3-9	.333	4-6	.667	1	5	6	1.5	2	0	2	1	0	1	15	3.8
20	Brommer, Andrew	9-0	68	7.6	2-4	.500	0-0	.000	2-6	.333	2	6	8	0.9	11	0	1	5	5	1	6	0.7
04	Angle, J.R.	1-0	4	4.0	0-0	.000	0-0	.000	0-0	.000	0	0	0	0.0	0	0	0	1	0	0	0	0.0
Team											21	22	43				4					
Total.....		14	2850		271-636	.426	104-301	.346	160-215	.744	107	294	401	28.6	242	3	153	188	31	54	806	57.6
Opponents.....		14	2850		316-706	.448	94-256	.367	155-223	.695	138	287	425	30.4	235	-	183	143	39	83	881	62.9

TEAM STATISTICS	IOWA	OPP	Date	Opponent	Score	Att.
SCORING	806	881	* 12/31/08	at Ohio State	L 65-68	14946
Points per game	57.6	62.9	* 01/03/09	INDIANA	W 65-60	11161
Scoring margin	-5.4	-	* 01/08/09	MINNESOTA	L 49-52	9663
FIELD GOALS-ATT	271-636	316-706	* 01/11/09	at Michigan	L 49-64	11835
Field goal pct	.426	.448	* 01/18/09	at Purdue	L 53-75	14123
3 POINT FG-ATT	104-301	94-256	* 01/21/09	WISCONSIN	Wot 73-69	10239
3-point FG pct	.346	.367	* 01/24/09	at Penn State	L 59-63	12210
3-pt FG made per game	7.4	6.7	* 01/29/09	MICHIGAN STATE	L 56-71	13640
FREE THROWS-ATT	160-215	155-223	* 02/01/09	at Illinois	L 54-62	16618
Free throw pct	.744	.695	* 02/04/09	at Indiana	L 60-68	14247
F-Throws made per game	11.4	11.1	* 02/07/09	NORTHWESTERN	W 56-51	12555
REBOUNDS	401	425	* 02/11/09	at Wisconsin	L 52-69	17230
Rebounds per game	28.6	30.4	* 02/14/09	PURDUE	L 45-49	14665
Rebounding margin	-1.7	-	* 02/22/09	MICHIGAN	Wot 70-60	14642
ASSISTS	153	183	% - - Las Vegas Invitational, Iowa City			
Assists per game	10.9	13.1	@ - - Las Vegas Invitational, Las Vegas			
TURNOVERS	188	143	* - - Big Ten Conference Game			
Turnovers per game	13.4	10.2				
Turnover margin	-3.2	-				
Assist/turnover ratio	0.8	1.3				
STEALS	54	83				
Steals per game	3.9	5.9				
BLOCKS	31	39				
Blocks per game	2.2	2.8				
ATTENDANCE	86565	101209				
Home games-Avg/Game	7-12366	7-14458				
Neutral site-Avg/Game	-	0-0				

Score by Periods	1st	2nd	OT	Totals
Iowa Hawkeyes	340	439	27	806
Opponents	394	474	13	881

February 25, 2009**Game-By-Game Results****Includes 27 Games****Overall: 14-13; Big Ten: 4-10; Home: 12-3; Away: 1-9; Neutral: 1-1**

Date	Opponent	Result	Attend.	Top Scorer	Top Rebounder
Nov. 15	Charleston Southern	W, 68-48	9,070	Matt Gatens, 15	Cryus Tate, 12
Nov. 17	Texas-San Antonio	W, 73-67	8,051	Cyrus Tate, 18	Tate/Gatens, 5
Nov. 20	at The Citadel	W, 70-48	2,024	Anthony Tucker, 21	Fuller/Tate, 5
% Nov. 23	Oakland University	W, 66-57	8,079	Anthony Tucker, 19	Cyrus Tate, 13
% Nov. 25	SE Missouri State	W, 75-41	8,184	Anthony Tucker, 14	Anthony Tucker, 10
@ Nov. 28	West Virginia (n)	L, 68-87	5,000	Anthony Tucker, 24	Cyrus Tate, 5
@ Nov. 29	Kansas State (n)	W, 65-63	5,000	Jeff Peterson, 18	Tucker, Fuller, Tate, 7
Dec. 2	at Boston College	L, 55-57	4,084	Bawinkel/Gatens, 12	Cyrus Tate, 7
Dec. 5	Bryant University	W, 61-36	8,711	Matt Gatens, 19	Cyrus Tate, 12
Dec. 9	Northern Iowa	W, 65-46	9,435	Jake Kelly, 19	Cyrus Tate, 6
Dec. 12	Iowa State	W, 73-57	12,125	Jeff Peterson, 17	Cyrus Tate, 8
Dec. 20	at Drake	L, 43-60	7,152	Anthony Tucker, 12	Jarryd Cole, 5
Dec. 27	Western Illinois	W, 58-43	9,941	Davis/Kelley, 13	Matt Gatens, 10
* Dec. 31	at Ohio State	L, 65-68	14,946	Matt Gatens, 22	Matt Gatens, 5
* Jan. 3	Indiana	W, 65-60	11,161	Cyrus Tate, 22	Cyrus Tate, 11
* Jan. 8	Minnesota	L, 49-52	9,663	Jeff Peterson, 16	Jermain Davis, 8
* Jan. 11	at Michigan	L, 49-64	11,835	Matt Gatens, 11	Matt Gatens, 8
* Jan. 18	at Purdue	L, 53-75	14,123	David Palmer, 19	David Palmer, 8
* Jan. 21	Wisconsin	W, 73-69 (OT)	10,239	David Palmer, 21	David Palmer, 7
* Jan. 24	at Penn State	L, 59-63	12,210	Jake Kelly, 19	David Palmer, 8
* Jan. 29	Michigan State	L, 56-71	13,640	Jeff Peterson, 14	Jarryd Cole, 8
* Feb. 1	at Illinois	L, 54-62	16,618	Jeff Peterson, 12	Jermain Davis, 6
* Feb. 4	at Indiana	L, 60-68	14,247	Matt Gatens, 22	Jarryd Cole, 6
* Feb. 7	Northwestern	W, 56-51	12,555	Jeff Peterson, 16	Jarryd Cole, 7
* Feb. 11	at Wisconsin	L, 52-69	17,230	Jake Kelly, 17	Jarryd Cole, 8
* Feb. 14	Purdue	L, 45-49	14,665	Jake Kelly, 17	Cole/Kelly, 5
* Feb. 22	Michigan	W, 70-60, (OT)	14,642	Jake Kelly, 23	Devan Bawinkel, 9
* Feb. 25	at Michigan State				
* Feb. 28	at Northwestern				
* Mar. 3	Ohio State				
* Mar. 7	Penn State				

% -- Las Vegas Invitational (Iowa City, IA)

@ -- Las Vegas Invitational (Las Vegas, NV)

* -- Big Ten Conference Game

Attendance Summary	Games	Totals	Average
Home	15	145,220	10,657
Away	10	114,469	11,447
Neutral	2	10,000	5,000
Totals	27	284,630	10,542

IOWA

BASKETBALL

University of Iowa

February 25, 2009

Game-By-Game Statistics

Includes 27 Games

Team	Score	FG-A	PCT	3-PT. FG	PCT	FT-A	PCT	REB	PF	AS	TO	BS	ST
at Iowa	68	24-47	.510	9-25	.360	11-15	.733	32	12	14	7	4	3
Charleston Southern	48	17-51	.333	6-15	.400	8-14	.571	30	15	9	9	1	2
at Iowa	73	24-42	.571	5-16	.313	20-22	.909	28	15	16	19	4	5
Texas-San Antonio	67	24-54	.444	9-24	.375	10-12	.833	24	22	15	16	2	11
Iowa	70	25-51	.490	13-25	.520	7-13	.538	28	14	15	6	0	9
at The Citadel	48	19-40	.475	4-17	.235	6-7	.857	23	15	5	13	3	0
at Iowa	66	22-40	.550	10-25	.400	12-18	.667	31	12	19	16	1	6
Oakland	57	22-51	.431	7-19	.368	6-11	.545	24	20	10	11	2	7
at Iowa	75	28-58	.483	13-30	.433	6-9	.667	41	17	17	7	7	7
SE Missouri State	41	11-49	.224	0-11	.000	19-25	.760	33	8	5	11	3	4
Iowa (n)	68	20-37	.541	8-16	.500	20-29	.690	25	28	7	21	2	2
West Virginia	87	31-56	.554	10-18	.556	15-34	.441	32	26	17	10	4	6
Iowa (n)	65	16-44	.364	7-19	.368	26-37	.703	30	24	9	11	0	6
Kansas State	63	22-45	.489	3-7	.429	16-30	.533	36	29	5	16	3	2
Iowa	55	19-45	.422	9-21	.429	8-9	.889	22	17	12	13	2	7
at Boston College	57	19-49	.388	2-10	.200	17-22	.773	36	12	12	13	1	6
at Iowa	61	21-43	.488	12-28	.429	7-9	.778	32	12	17	11	0	6
Bryant	36	11-37	.297	5-15	.333	9-11	.818	18	15	6	11	1	3
at Iowa	65	24-48	.500	9-21	.429	8-8	1.00	26	14	13	5	0	7
Northern Iowa	46	18-40	.450	5-12	.238	5-8	.625	21	16	11	10	1	3
at Iowa	73	25-52	.481	7-16	.438	16-21	.762	38	15	11	12	0	9
Iowa State	57	22-51	.431	8-21	.381	5-7	.714	23	18	11	12	3	4
Iowa	43	15-48	.313	8-29	.276	5-7	.714	24	26	9	11	3	7
at Drake	60	16-44	.364	5-16	.313	23-29	.793	41	14	5	11	4	7
at Iowa	58	18-39	.462	5-15	.333	17-22	.773	28	16	9	11	5	4
Western Illinois	43	16-47	.340	2-7	.286	9-14	.643	30	20	8	13	0	9
Iowa	65	23-44	.523	14-28	.500	5-7	.714	23	22	16	14	0	2
at Ohio State	68	23-44	.523	9-15	.600	13-22	.591	23	14	12	9	2	7
at Iowa	65	20-43	.465	5-14	.357	20-27	.741	27	21	12	10	4	5
Indiana	60	19-44	.432	5-13	.385	17-22	.773	30	25	9	11	2	2
at Iowa	49	16-42	.381	7-23	.304	10-11	.909	31	17	9	17	3	4
Minnesota	52	19-56	.339	5-22	.227	9-14	.643	35	18	7	11	3	5

IOWA

BASKETBALL

University of Iowa

February 25, 2009

Game-By-Game Statistics

Includes 27 Games

Team	Score	FG-A	PCT	3-PT. FG	PCT	FT-A	PCT	REB	PF	AS	TO	BS	ST
Iowa	49	17-43	.395	6-17	.353	9-10	.900	29	15	11	18	1	3
at Michigan	64	24-56	.429	7-22	.318	9-12	.750	31	10	16	11	0	12
Iowa	53	18-50	.360	9-20	.450	8-14	.571	31	18	13	19	4	4
at Purdue	75	25-51	.490	10-15	.667	15-18	.833	31	14	19	12	6	8
at Iowa (OT)	73	20-43	.465	7-21	.333	26-35	.743	28	18	12	9	2	5
Wisconsin	69	28-59	.475	5-21	.238	8-10	.800	32	25	9	10	0	4
Iowa	59	20-44	.455	4-17	.235	15-16	.938	28	21	9	13	1	5
at Penn State	63	21-47	.447	8-25	.320	13-20	.650	27	16	15	10	2	8
at Iowa	56	22-52	.423	8-26	.308	4-9	.444	28	18	12	14	4	4
Michigan State	71	27-52	.519	5-9	.556	12-20	.600	35	14	14	13	3	6
Iowa	54	21-51	.412	9-27	.333	3-4	.750	22	18	14	11	2	1
at Illinois	62	23-48	.479	4-13	.308	12-16	.750	35	11	18	10	4	6
Iowa	60	20-48	.417	6-20	.300	14-21	.667	32	24	10	14	4	4
at Indiana	68	23-47	.489	7-13	.538	15-25	.600	30	20	13	11	4	6
at Iowa	56	14-40	.350	12-30	.400	16-18	.889	33	13	12	17	1	6
Northwestern	51	18-48	.375	7-26	.269	8-10	.800	26	21	9	11	3	9
Iowa	52	19-38	.500	6-16	.375	8-14	.571	21	16	4	14	0	5
at Wisconsin	69	26-49	.531	7-12	.583	10-14	.714	27	15	14	6	3	6
at Iowa	45	17-47	.362	2-19	.105	9-11	.818	28	12	5	8	2	3
Purdue	49	20-43	.465	3-16	.188	6-11	.545	30	16	10	10	5	2
at Iowa (OT)	70	24-51	.471	9-23	.391	13-18	.722	40	9	14	10	3	3
Michigan	60	20-62	.323	12-34	.353	8-9	.889	33	16	18	8	2	2

Iowa
at Michigan State
Iowa
at Northwestern
at Iowa
Ohio State
at Iowa
Penn State

February 25, 2009**Season & Career Bests****Includes 27 Games****Season Bests**

Player	Points	Rebounds	Assists	Blocks	Steals
J.R. Angle	3, SEMO	1, SEMO	1, SEMO		
Devan Bawinkel	15, at Ohio State	9, Michigan	1, three times		1, KSU/at IND
Andrew Brommer	5, W. Virginia	4, Charleston S.	1, SEMO	2, Charleston S.	1, SEMO
Jarryd Cole	10, three times	8, Mich. St./at WISC	1, Mich. St./at ILL	2, Michigan St.	2, at Penn State
Jermain Davis	16, Iowa State	8, W.Ill./IND/MINN	5, Iowa State		1, seven times
Aaron Fuller	16, at Penn State	7, KSU	2, UTSA/Oakland	3, SEMO	3, SEMO
Matt Gatens	22, at OSU/at IND	10, Western Illinois	7, UTSA	2, Michigan	4, The Citadel
Jake Kelly	23, Michigan	8, Michigan	9, Michigan	2, at Drake	3, The Citadel/Bryant
John Lickliter					
David Palmer	21, Wisconsin	8, at PUR/at PSU		2, Michigan St.	
Jeff Peterson	18, KSU/UNI	5, WISC/at IND	9, Oakland	1, at Indiana	4, Northwestern
Cyrus Tate	22, Indiana	13, Oakland		3, UTSA	3, Northern Iowa
Anthony Tucker	24, W. Virginia	10, SEMO	2, UTSA/at PUR		1, seven times

Career Bests

Player	Points	Rebounds	Assists
J.R. Angle	10, SE Louisiana, '08	6, at Northern Iowa, '08	3, E. Illinois, '08
Devan Bawinkel	15, at Ohio State	9, Michigan '09	3, Western Michigan, '06
Andrew Brommer	5, West Virginia	4, Charleston S.	1, SEMO
Jarryd Cole	15, at Iowa State, '08	9, at Iowa State, '08	1, four times, last at Illinois
Jermain Davis	16, Iowa State, '09	8, W.Ill./Indiana/Minn. '09	5, Iowa State '09
Aaron Fuller	16, at Penn State	7, KSU	3, SEMO
Matt Gatens	22, at Ohio State/at Indiana	5, UTSA	7, UTSA
Jake Kelly	23, Michigan '09	8, Michigan '09	9, Michigan '08
John Lickliter			
David Palmer	21, Wisconsin	8, at Purdue/at Penn State	
Jeff Peterson	20, N. Colorado, '08	5, four times, last at IND	9, Idaho State/at Michigan, '08
Cyrus Tate	26, at Mich. State, '08	13, Penn State, '08, Oakland	2, twice, last vs. MD E.Shore, '08
Anthony Tucker	24, West Virginia	10, SEMO	2, UTSA/at Purdue

NOTE: Career bests occurred in 2008-09 unless otherwise noted.

February 25, 2009

Individual Points/Rebounds

Includes 27 Games

	A N G L E	B A W I N K E L	B R O M M E R	C O L E	D A V I S	F U L L E R	G A T L E N S	K E L L Y	L I C K L E Y T E R	P A L M E R	P E T E R S O N	T A T E	T U C K E R
Charleston Southern	DNP	3-1	0-4	0-1	4-0	4#2	15#3	10-1	RS	4-1	9#2	9#12	10#2
Texas-San Antonio	DNP	3-2	2-1	0-1	10-4	8#2	10#5	2-2	RS	DNP	5#2	18#5	15#1
at The Citdael	DNP	0-2	2-0	4-2	1-0	8#5	13#3	5-3	RS	DNP	12#3	4#5	21#2
% Oakland	DNP	0-0	DNP	0-0	0-1	7#2	5#4	16-4	RS	0-0	8#0	11#13	19#6
% SE Missouri State	3-1	9-0	4-2	0-2	0-3	5#5	12#3	9-2	RS	5-6	8#2	6#3	14#10
@ West Virginia (n)	DNP	0-1	5-2	1-0	0-1	6#3	6#3	15-3	RS	0-0	11#12	0#5	24#4
@ Kansas State (n)	DNP	3-0	2-3	0-0	8-2	7#7	5#1	9-0	RS	DNP	18#2	10#7	3#7
at Boston College	DNP	12-0	0-1	0-2	10-3	0#1	12#4	11-3	RS	DNP	6#1	4#7	0#0
Bryant	0-0	0-0	0-1	0-0	5#2	7-1	19#5	5#3	RS	3-1	2#1	8#12	12-3
Northern Iowa	DNP	3-2	0-1	0-0	5#2	2-2	14#2	19#5	RS	DNP	18#4	4#6	DNP
Iowa State	0-1	12-0	2-0	2-3	16#6	2-5	6#6	6#3	RS	0-0	17#3	10#8	DNP
at Drake	DNP	3-1	DNP	4-5	7#2	0-1	4#2	4#2	RS	0-0	8#3	1#4	12-1
Western Illinois	DNP	6-2	0-0	2-2	13#8	0-1	11#10	13#1	RS	2-0	4#3	7#1	DNP
* at Ohio State	DNP	15-2	0-1	3-1	3#3	0-3	22#5	11#2	RS	DNP	9#2	2#1	0-0
* Indiana	DNP	0-1	2-0	0-0	9#8	0-0	6#3	10#3	RS	DNP	16#1	22#11	DNP
* Minnesota	DNP	3-4	0-0	3-4	6#8	0-0	11#5	6#1	RS	DNP	16#4	2#1	2-0
* at Michigan	DNP	3-1	0-2	8#2	0#6	5-3	11#8	7#0	RS	3-1	4#3	INJ	8-1
* at Purdue	0-0	0-0	2-2	0-1	1-0	4#2	11#5	6#1	RS	19#8	5#2	INJ	5-5
* Wisconsin (OT)	DNP	3-1	2-1	0-0	0-2	5#2	14#5	12#3	RS	21#7	16#5	INJ	DNP
* at Penn State	DNP	0-0	DNP	0-2	0-2	16#4	9#5	19#1	RS	6#8	9#1	INJ	DNP
* Michigan State	DNP	3-1	0-0	10-8	9-4	0#5	13#4	6#3	RS	1#0	14#2	INJ	DNP
* at Illinois	DNP	0-0	DNP	10-1	3-6	3#3	10#2	8#3	RS	8#3	12#1	INJ	DNP
* at Indiana	DNP	3-3	0-2	7#6	8#4	5-0	22#4	2#2	RS	1-1	12#5	INJ	DNP
* Northwestern	DNP	9#3	DNP	2-7	6-1	0-2	13#2	8#6	RS	DNP	16#4	2#5	DNP
* at Penn State	DNP	5#1	0-0	5#8	3-2	3-2	6#1	17#4	RS	3-0	10#1	INJ	DNP
* Purdue	DNP	0#4	DNP	13#5	2#3	5-3	4#1	19#5	RS	2-2	INJ	INJ	DNP
* Michigan (OT)	DNP	12#9	DNP	10#7	DNP	7#6	16#6	23#8	RS	0-0	DNP	2-1	DNP
* at Michigan State													
* at Northwestern													
* Ohio State													
* Penn State													

% -- Las Vegas Invitational (Iowa City, IA)
 @ -- Las Vegas Invitational (Las Vegas, NV)
 * -- Big Ten Conference Game
 & -- Big Ten Tournament, Indianapolis, IN

-- Denotes starting line-up

*February 25, 2009**The Last Time . . .**Includes 27 Games*

The Last Time a Player . . .***Had 30 or more points***

Iowa - - 30, Adam Haluska, at Penn State, 2/28/07
Opponent - - 32, Ed Tyson, Maryland Eastern Shore, 11/20/07

Made at least 90% of his FGA (10 att.)

Iowa - - .909 (9-10), Luke Recker vs. Purdue, 3/07/02
Opponent - - .923 (12-13), Greg Oden, Ohio State, 1/20/07

Made 100% of his FTA (10 att.)

Iowa - - 1.000 (10-10), Jermain Davis vs. Texas-San Antonio, 11/17/08
Opponent - - 1.000 (10-10), Vincent Grier, Minnesota, 2/18/06

Had 15 or more rebounds

Iowa - - 23, Greg Brunner vs. Minnesota, 1/18/06
Opponent - - 17, Marco Killingsworth, Indiana, 2/11/06

Had 10 or more assists

Iowa - - 10, Jeff Horner vs. Ohio State (Big Ten Tournament), 3/12/06
Opponent - - 10, Travis Walton, Michigan State, 2/17/07

Had 5 or more blocks

Iowa - - 5, Kurt Looby vs. Purdue, 1/16/08
Opponent - - 5, Daniel Ruffin, Bradley, 11/23/07

Had 5 or more steals

Iowa - - 5, Tyler Smith at Wisconsin, 2/10/07
Opponent - - 5, Devin Gibson, UTSA, 11/17/08

The Last Time A Team . . .***Scored 100 or more points***

Iowa - - 101, vs. Georgia State, 12/20/06
Opponent - - 106, by North Carolina, 11/24/04

Scored 40 or fewer points

Iowa - - 39 vs. Indiana, 1/10/49
Opponent - - 36, by Michigan State, 1/12/08

Won an overtime game

Iowa - - 70-60 (OT), vs. Michigan, 2/22/09
Opponent - - 72-67 (1 OT), by Louisiana-Monroe, 11/30/07

Made at least 60% of its FGA (20 att.)

Iowa - - .653 (32-44) vs. Michigan, 2/4/06
Opponent - - .633 (31-49), by Minnesota, 2/7/07

Made at least 50% of its 3-pt. FGA (8 att.)

Iowa - - .500 (14-28), at Ohio State, 12/31/08
Opponent - - .583 (7-12) by Wisconsin, 2/11/09

Made at least 90% of its FTA (10 att.)

Iowa - - .938 (15-16) at Penn State, 1/24/09
Opponents - - .923 (12-13) by Michigan State, 2/23/08

February 25, 2009

Season Highs & Lows

Includes 27 Games

Individual Highs

Points:	24	Anthony Tucker vs. West Virginia
Field Goals:	8 (9 att.)	Tate vs. UTSA; (12 att.) Tucker vs. WVU; Gatens at Ohio State
	8 (15 att.)	Jake Kelly vs. Northern Iowa; (12 att.) Gatens at Ohio State
	8 (12 att.)	David Palmer vs. Wisconsin
	8 (17 att.)	Jake Kelly vs. Purdue, vs. Michigan
Field Goal Attempts:	17 (made 8)	Kelly vs. Purdue, vs. Michigan
Field Goal Percentage (8 att.):	.889 (8-9)	Cyrus Tate vs. Texas-San Antonio
3-pt. Field Goals:	7 (11 att.)	Anthony Tucker at The Citadel
3-pt. Field Goal Attempts:	11 (made 2/7)	Anthony Tucker vs. Charleston Southern/at The Citadel
3-pt. Field Goal Percentage (5 att.):	.800 (4-5)	Matt Gatens vs. Northern Iowa
Free Throws:	11(12 att.)	Jeff Peterson vs. Kansas State
Free Throw Attempts:	12 (made 11, 9, 9)	Jeff Peterson vs. Kansas State & Wisc/Matt Gatens vs. Wisc
Free Throw Percentage (10 att):	1.000 (10-10)	Jermain Davis vs. Texas-San Antonio
Rebounds:	13	Cyrus Tate vs. Oakland
Assists:	9	Jeff Petersen vs. Oakland, Jake Kelly vs. Michigan
Blocked Shots:	3	Cyrus Tate vs. Texas-San Antonio/Aaron Fuller vs. SEMO
Steals:	4	Matt Gatens at The Citadel/ Jeff Petersen vs. Northwestern

Team Highs

Iowa	Points	Opponent
75 vs. SE Missouri State	Field Goals	87 by West Virginia
28 (58 att.) vs. SE Missouri State	FG Attempts	31 (56 att.) by West Virginia
58 (made 28) vs. SE Missouri State	FG Percentage	62 (made 20) vs. Michigan
.571 (24-42) vs. Texas-San Antonio	3-pt. Field Goals	.554 (31-56) by West Virginia
14 (28 att.) at Ohio State	3-pt. FG Attempts	12 (34 att.) vs. Michigan
30 (made 13) vs. SE Missouri State/ (made 12) vs. Northwestern	3-pt. FG Percentage	34 (made 12) vs. Michigan
.520 (13-25) at The Citadel	Free Throws	.667 (10-15) by Purdue
26 (35 att.) vs. Wisconsin	FT Attempts	23 (29 att.) by Drake
37 (made 26) vs. Kansas State	FT Percentage	29 (made 23) by Drake
1.000 (8-8) vs. Northern Iowa	Rebounds	.889 by Michigan
41 vs. SE Missouri State	Assists	36 by Kansas State/Boston College
19 vs. Oakland	Blocked Shots	19 by Purdue
7 vs. SE Missouri State	Steals	6 by Purdue
9 at The Citadel/Iowa St.	Turnovers	12 by Michigan
21 vs. West Virginia	Fouls	16 by Texas-San Antonio, Kansas State
28 vs. West Virginia		29 by Kansas State

Team Lows

Iowa	Points	Opponent
43 at Drake	Field Goals	36 by Bryant
15 (48 att.) at Drake	FG Attempts	11 (49, 37 att.) by SEMO, Bryant
37 (20 made) vs. West Virginia	FG Percentage	37 (11 made) by Bryant
.313 (15-48) at Drake	3-pt. Field Goals	.224 by SE Missouri State
2 (19 att.) vs. Purdue	3-pt. FG Attempts	0 (11 att.) by SE Missouri State
14 (made 5) vs. Indiana	3-pt. FG Percentage	7 (made 3) by Kansas State
.235 (4-17) at Penn State	Free Throws	.235 (4-17) by The Citadel
3 (4 att.) at Illinois	FT Attempts	5 (5, 8 att.) by Northern Iowa/ Iowa St (7 att)
4 (made 3) at Illinois	FT Percentage	7 (made 6) at The Citdael, Iowa State (made 5)
.444 (4-9) Michigan St.	Rebounds	.441 (15-34) by West Virginia
21 at Wisconsin	Assists	18 by Bryant
5 vs. Purdue	Blocked Shots	5 by The Citadel/SE Missouri State/Drake
0 six times, last at Wisconsin	Steals	0 by Western Illinois/Michigan/Wisconsin
1 at Illinois	Turnovers	0 by The Citadel
5 vs. Northern Iowa	Fouls	6 by Wisconsin
9 vs. Michigan		8 by SE Missouri State

February 25, 2009

Iowa's Record When . . .

Includes 27 Games

When playing at home:	12-3	When leading at the half:	11-3	When wearing White:	12-3
When playing on the road:	1-9	When trailing at the half:	3-10	When wearing Black:	1-10
When playing on a neutral court:	1-1	When tied at the half:	0-0	When wearing Gold:	1-0
When Iowa scores 100 points or more:	0-0	Iowa field goal percentage at home:	319-687	.464	
When Iowa scores 90-99 points:	0-0	Iowa field goal percentage on road:	233-543	.429	
When Iowa scores 80-89 points:	0-0	Iowa 3-point percentage at home:	120-332	.361	
When Iowa scores 70-79 points:	6-0	Iowa 3-point percentage on road:	99-255	.388	
When Iowa scores under 70 points:	8-13	Iowa free throw percentage at home:	195-253	.771	
		Iowa free throw percentage on road:	128-181	.707	
When opponent scores 100 points or more:	0-0	On Sunday:	2-3		
When opponent scores 90-99 points:	0-0	On Monday:	1-0		
When opponent scores 80-89 points:	0-1	On Tuesday:	2-1		
When opponent scores 70-79 points:	0-2	On Wednesday:	1-3		
When opponent scores 60-69 points:	5-7	On Thursday:	1-2		
When opponent scores fewer than 60 points:	9-3	On Friday:	3-1		
		On Saturday:	4-3		
When Iowa shoots at least 50% from the field:	4-4	On Big Ten Network:	7-8		
When Iowa shoots less than 50% from the field:	10-9	On CBS:	0-0		
When opponent shoots at least 50% from the field:	0-4	On ESPN:	0-1		
When opponent shoots less than 50% from the field:	14-9	On ESPN2:	0-2		
When Iowa has higher FG% than opponent:	11-3	On ESPNU:	2-2		
When opponent has higher FG%:	3-9	On Mediacom:	3-1		
When FG% is equal:	0-1	On Fox Sports:	0-0		
When Iowa outrebounds opponent:	10-2	No Television:	2-0		
When opponent has more rebounds:	4-9	CSTV:	0-0		
When rebounds are equal:	0-2				
When Iowa shoots at least 80% from the line:	3-5	Most Points, First Half:	40 vs. UTSA		
When Iowa shoots less than 80% from the line:	11-8	Fewest Points, First Half:	16 at Michigan		
When opponent shoots at least 80% from the line:	6-1	Most Points Allowed, First Half:	48 vs. West Virginia		
When opponent shoots less than 80% from the line:	8-12	Fewest Points Allowed, First Half:	14 vs. Bryant		
When Iowa shoots more free throws than opponent:	11-0	Most Points, Second Half:	42 vs. Northern Iowa		
When opponent shoots more free throws:	2-11	Fewest Points, Second Half:	23 vs. Minnesota		
When free throws attempts are equal:	1-2	Most Points Allowed, Second Half:	46 at Purdue		
When Iowa has higher FT% than opponent:	8-8	Fewest Points Allowed, Second Half:	20 vs. Western Illinois		
When opponent has higher FT%:	6-4	Largest Halftime Advantage:	16 vs. SEMO		
When FT% is equal:	0-1	Largest Halftime Deficit:	19 vs. W. Virginia		
When Iowa shoots at least 50% from three-point range:	1-2				
When Iowa shoots less than 50% from three-point range:	13-11				
When opponent shoots at least 50% from three-point range:	0-6				
When opponent shoots less than 50% from three-point range:	14-7				
When Iowa has a higher three-point FG% than opponent:	10-3				
When opponent has a higher three-point FG%:	4-10				
When three-point FG% is equal:	0-0				
When Iowa has more assists than opponent:	12-3				
When opponent has more assists:	1-9				
When assists are equal:	1-1				
When Iowa has fewer turnovers than opponent:	8-1				
When opponent has fewer turnovers:	4-10				
When turnovers are equal:	2-2				
When Iowa has more steals than opponent:	10-3				
When opponent has more steals:	4-9				
When steals are equal:	0-1				

February 25, 2009

Iowa Under Todd Lickliter . . .

Includes 27 Games

When playing at home:	22-11	When leading at the half:	22-6	When wearing White:	22-14
When playing on the road:	4-17	When trailing at the half:	5-26	When wearing Black:	4-18
When playing on a neutral court:	1-4	When tied at the half:	0-0	When wearing Gold:	1-0
When Iowa scores 100 points or more:	0-0	Iowa field goal percentage at home:	655-1,506		.435
When Iowa scores 90-99 points:	0-0	Iowa field goal percentage on road:	510-1,179		.433
When Iowa scores 80-89 points:	0-0	Iowa 3-point percentage at home:	253-696		.364
When Iowa scores 70-79 points:	7-1	Iowa 3-point percentage on road:	198-531		.373
When Iowa scores under 70 points:	20-31	Iowa free throw percentage at home:	421-601		.700
		Iowa free throw percentage on road:	242-357		.679
When opponent scores 100 points or more:	0-0	On Sunday:	3-3		
When opponent scores 90-99 points:	0-0	On Monday:	1-1		
When opponent scores 80-89 points:	0-1	On Tuesday:	5-1		
When opponent scores 70-79 points:	0-6	On Wednesday:	3-10		
When opponent scores 60-69 points:	7-16	On Thursday:	1-4		
When opponent scores fewer than 60 points:	20-9	On Friday:	4-4		
		On Saturday:	10-9		
When Iowa shoots at least 50% from the field:	6-6	On Big Ten Network:	19-20		
When Iowa shoots less than 50% from the field:	21-26	On CBS:	0-0		
When opponent shoots at least 50% from the field:	0-7	On ESPN:	0-4		
When opponent shoots less than 50% from the field:	27-24	On ESPN2:	0-2		
When Iowa has higher FG% than opponent:	22-13	On ESPNU:	2-3		
When opponent has higher FG%:	5-18	On Mediacom:	3-1		
When FG% is equal:	0-1	On Fox Sports:	1-0		
When Iowa outrebounds opponent:	18-9	No Television:	2-1		
When opponent has more rebounds:	9-18	CSTV:	0-1		
When rebounds are equal:	0-5				
When Iowa shoots at least 80% from the line:	6-7	Most Points, First Half:	40 vs. UTSA		
When Iowa shoots less than 80% from the line:	21-25	Fewest Points, First Half:	15 vs. Northwestern, '08		
When opponent shoots at least 80% from the line:	9-6	Most Points Allowed, First Half:	48 vs. W. Virginia, '09		
When opponent shoots less than 80% from the line:	18-26	Fewest Points Allowed, First Half:	14 vs. Bryant, '09		
When Iowa shoots more free throws than opponent:	19-4	Most Points, Second Half:	44 vs. MD E. Shore, '08		
When opponent shoots more free throws:	7-26	Fewest Points, Second Half:	17 vs. at Indiana, '08		
When free throws attempts are equal:	1-2	Most Points Allowed, Second Half:	46 at Purdue, '09		
When Iowa has higher FT% than opponent:	19-13	Fewest Points Allowed, Second Half:	18 vs. Michigan St., '08		
When opponent has higher FT%:	7-18	Largest Halftime Advantage:	16 vs. SEMO		
When FT% is equal:	1-1	Largest Halftime Deficit:	28 at Ohio State, '08		
When Iowa shoots at least 50% from three-point range:	3-3				
When Iowa shoots less than 50% from three-point range:	24-29				
When opponent shoots at least 50% from three-point range:	1-7				
When opponent shoots less than 50% from three-point range:	26-25				
When Iowa has a higher three-point FG% than opponent:	17-13				
When opponent has a higher three-point FG%:	10-18				
When three-point FG% is equal:	0-1				
When Iowa has more assists than opponent:	19-10				
When opponent has more assists:	7-21				
When assists are equal:	1-1				
When Iowa has fewer turnovers than opponent:	12-2				
When opponent has fewer turnovers:	13-27				
When turnovers are equal:	2-3				
When Iowa has more steals than opponent:	14-3				
When opponent has more steals:	13-26				
When steals are equal:	0-3				

2008-09 Game Summaries

(1) IOWA 68, CHARLESTON SOUTHERN 48
November 14, 2008, Carver-Hawkeye Arena, Iowa City, IA

Iowa trailed 7-0 in the early going before using a 20-4 scoring run to gain control on the way to a 68-48 season-opening win over Charleston Southern in Iowa City. Freshman Matt Gatens hit a three-point basket at the 17:24 mark for Iowa's first points of the season, and Iowa added nine more points over the next four minutes before the visitors would score again. The Hawkeyes increased the advantage to 11 points with six minutes remaining before CSU closed the gap to 29-25 at halftime. Gatens and fellow freshman Anthony Tucker combined to score Iowa's first 15 points.

Iowa scored the first four points of the second half and led by six or more the rest of the way. Iowa's biggest margin was 23 points in the final minutes. The Hawkeyes shot 56% from the field in the second half, while holding the visitors to just 26.7%.

Iowa shot 51.1% for the game, including 36% from three-point range. The Hawkeyes also shot 73.3% from the free throw line and held a 32-30 rebounding advantage. Charleston Southern shot just 33.3% for the game.

Gatens led Iowa with 15 points and five assists, hitting 4-6 field goals, all three of his three-point attempts and all four of his free throw attempts. Tucker and sophomore guard Jake Kelly each added 10 points, while senior forward Cyrus Tate collected nine points and 12 rebounds and sophomore guard Jeff Peterson added nine points and three assists. Kelly saw his first action of the season, as he missed Iowa's exhibition win over Wayne State due to injury.

CHARLESTON SOUTHERN -- 48

Name	FG	3-PT	FT	RB	PF	TP	A	TO	BK	S	MN
Martin	1-4	0-1	4-6	3	3	6	0	1	0	1	22
Carter	6-15	1-4	0-2	1	1	13	1	2	0	1	26
Blackmon	3-4	0-0	0-0	8	3	6	0	0	1	0	30
Knight	0-3	0-0	0-0	1	2	0	4	1	0	0	30
Warren	5-9	4-4	4-5	2	3	18	2	4	0	0	35
Goods	0-1	0-0	0-0	0	1	0	0	1	0	0	10
Johnson	1-5	1-2	0-0	2	0	3	0	0	0	0	16
Lamb	0-5	0-3	0-0	3	1	0	1	0	0	0	15
Knysas	1-5	0-1	0-1	1	1	2	1	0	0	0	16
Team				9							
Totals	17-51	6-15	8-14	30	15	48	9	9	1	2	200
	FG%:	.333		3-PT%:	.400		FT%:	.571			

IOWA -- 68

Name	FG	3-PT	FT	RB	PF	TP	A	TO	BK	S	MN
Fuller	2-4	0-2	0-0	2	2	4	0	1	0	0	28
Tate	3-4	0-0	3-3	12	1	9	0	2	2	0	26
Tucker	4-13	2-11	0-0	2	1	10	1	1	0	1	25
Gatens	4-6	3-3	4-4	3	1	15	5	2	0	1	32
Peterson	3-4	1-1	2-2	2	2	9	3	1	0	0	24
Palmer	1-2	0-1	2-2	1	0	4	0	0	0	0	2
Bawinkel	1-3	1-3	0-0	1	0	3	1	0	0	0	9
Brommer	0-2	0-0	0-2	4	1	0	0	0	2	0	14
Davis	2-4	0-2	0-0	0	2	4	1	0	0	0	10
Kelly	4-5	2-2	0-0	1	0	10	3	0	0	1	20
Cole	0-0	0-0	0-2	1	2	0	0	0	0	0	10
Team				3							
Totals	24-47	9-25	11-15	32	12	68	14	7	4	3	200
	FG%:	.511		3-PT%:	.360		FT%:	.733			

Score by Periods:

Charleston Southern	25	23	48
Iowa	29	39	68

Attendance: 9,070

(2) IOWA 73, TEXAS-SAN ANTONIO 67
November 17, 2008, Carver-Hawkeye Arena, Iowa City, IA

Iowa let a 12 point halftime advantage slip away before making 14-15 free throws in the second half in earning a 73-67 win over Texas-San Antonio. Iowa shot 65.2% from the field in the opening half, building a 40-28 advantage at the break. Iowa connected on 15-23 field goal attempts and 6-7 free throws in the first half and had 11 assists.

UTSA used full court pressure to get back in the game, forcing 11 Iowa turnovers in the final 20 minutes. The Roadrunners took a 57-54 advantage with 7:49 to play, their first lead since the opening minutes of play.

Iowa responded by scoring eight straight points, six of those on free throws by Jermain Davis. UTSA stayed in the game, closing the deficit to two points twice in the closing minutes, the last at 67-65 with 33 seconds remaining. Matt Gatens hit two free shots to increase the advantage and Cyrus Tate blocked a UTSA shot attempt as the Hawkeyes held on.

Iowa shot 57.1% (24-42) from the field and 90.9% (20-22) from the free throw line, compared to 44.4% field goal shooting and 83.3% shooting from the line for the visitors.

Tate led Iowa's balanced attack with 18 points, hitting 8-9 field goals and both of his free throws. Anthony Tucker added 15 points, Gatens contributed 10 points and seven assists and Davis ended with game with 10 points on 10-10 shooting from the line. Tate and Gatens led Iowa with five rebounds apiece and Tate collected three blocked shots and two steals.

TEXAS-SAN ANTONIO -- 67

Name	FG	3-PT	FT	RB	PF	TP	A	TO	BK	S	MN
Gabbidon	4-12	1-7	3-3	4	2	12	2	3	2	1	26
Bonney	2-5	0-0	2-2	1	3	6	0	1	0	0	15
Johnson	5-8	3-4	4-4	3	4	17	5	1	0	1	32
Gibson	2-8	0-2	1-2	3	4	5	5	4	0	5	35
Smith	2-3	2-3	0-0	1	1	6	1	1	0	0	20
Shank	3-5	3-5	0-0	0	3	9	0	1	0	0	16
Allen	0-2	0-1	0-0	3	0	0	1	0	0	0	15
Gasporra	0-0	0-0	0-0	0	0	0	0	0	0	0	2
Fields	4-9	0-2	0-1	2	2	8	1	3	0	3	26
Stepter	2-2	0-0	0-0	2	3	4	0	2	0	1	13
Team				5							
Totals	24-54	9-24	10-12	24	22	67	15	16	2	11	200
	FG%:	.444		3-PT%:	.375		FT%:	.833			

IOWA -- 73

Name	FG	3-PT	FT	RB	PF	TP	A	TO	BK	S	MN
Fuller	3-4	1-2	1-2	2	3	8	2	2	0	0	18
Tate	8-9	0-0	2-2	5	2	18	0	1	3	2	33
Tucker	5-8	2-5	3-3	1	0	15	2	2	0	1	28
Gatens	3-5	0-2	4-5	5	2	10	7	3	0	1	35
Peterson	2-4	1-2	0-0	2	5	5	2	2	0	1	29
Bawinkel	1-2	1-2	0-0	2	0	3	0	0	0	0	12
Brommer	1-1	0-0	0-0	1	0	2	0	0	0	0	7
Davis	0-4	0-1	10-10	4	0	10	2	4	0	0	19
Kelly	1-5	0-2	0-0	2	2	2	1	3	1	0	16
Cole	0-0	0-0	0-0	1	1	0	0	1	0	0	3
Team				3							
Totals	24-42	5-16	20-22	28	15	73	16	19	4	5	200
	FG%:	.571		3-PT%:	.313		FT%:	.909			

Score by Periods:

Texas-San Antonio	28	39	67
Iowa	40	33	73

Attendance: 8,051

2008-09 Game Summaries

(3) IOWA 70, THE CITADEL 48
November 20, 2008, McAlister Field House, Charleston, SC

Iowa used a 16-4 scoring run over the final seven minutes of the first half to gain control and the Hawkeyes went on to post a 70-48 win at The Citadel. The teams traded baskets in the opening minutes before The Citadel tied the game at 16-16 with seven minutes left in the half. Iowa's Anthony Tucker hit back-to-back three-points to spark an 11-0 scoring run as Iowa built a 32-20 advantage at the break.

Cyrus Tate scored on a rebound basket to start the second half, giving the Hawkeyes a 14 point cushion. The Citadel rallied, closing the margin to six points four minutes into the half. The Bulldogs added a three-point play at the 13 minute mark to cut the deficit to five, 39-34, with 13 minutes remaining.

Another three-pointer by Tucker and a three-point play by Aaron Fuller increased Iowa's advantage to 45-34 and Iowa was not threatened the rest of the way.

The Hawkeye were efficient in gaining their first road win over the season. Iowa shot 47.5% from the field, including 52% (13-25) from three-point range. Iowa had just six turnovers, the low mark for a Hawkeye team in 35 games under Todd Lickliter, and had nine steals, which led to 23 points off turnovers.

Tucker led Iowa with 21 points, hitting 7-11 three-point attempts. Matt Gatens added 13 points, six assists and four steals and three rebounds, Jeff Peterson had 12 points and three assists and Fuller added eight points and five rebounds. Iowa won the rebounding battle 28-23 and forced 13 turnovers.

Iowa -- 70

Name	FG	3-PT	FT	RB	PF	TP	A	TO	BK	S	M
Fuller	3-10	1-3	1-3	5	2	8	0	2	0	0	23
Tate	2-3	0-0	0-0	5	4	4	0	2	0	0	18
Tucker	7-13	7-11	0-0	2	0	21	1	0	0	1	28
Gatens	4-7	3-5	2-2	3	2	13	6	0	0	4	35
Peterson	4-7	1-2	3-4	3	1	12	3	0	0	1	31
Bawinkel	0-1	0-1	0-0	2	0	0	0	0	0	0	8
Brommer	1-1	0-0	0-0	0	0	2	0	0	0	0	2
Davis	0-3	0-2	1-2	0	2	1	0	0	0	0	12
Kelly	2-4	1-1	0-0	3	1	5	5	0	0	3	23
Cole	2-2	0-0	0-2	2	2	4	0	1	0	0	20
Team				3				1			
Totals	25-51	13-25	7-13	28	14	70	15	6	0	9	200
	FG%:	.490		3-PT%:	.520		FT%:	.538			

The Citadel -- 48

Name	FG	3-PT	FT	RB	PF	TP	A	TO	BK	S	M
Dahn	0-2	0-2	0-0	1	4	0	0	0	0	0	18
Eykyn	3-5	1-3	1-1	2	2	8	0	3	0	0	21
Nelson	5-8	0-0	1-1	3	3	11	1	4	2	0	28
Urbanus	1-4	1-3	0-0	1	2	3	0	1	0	0	35
Wells	8-13	1-4	4-5	4	0	21	1	3	1	0	38
McDowell	0-1	0-1	0-0	1	0	0	0	0	0	0	14
Morabbi	0-5	0-3	0-0	6	2	0	3	0	0	0	24
Brick	0-0	0-0	0-0	0	0	0	0	0	0	0	4
Streeter	1-1	0-0	0-0	1	1	2	0	0	0	0	5
Roberts	0-0	0-0	0-0	0	1	0	0	0	0	0	7
Clark	1-1	1-1	0-0	0	0	3	0	2	0	0	6
Team				4							
Totals	19-40	4-17	6-7	23	15	48	5	13	3	0	200
	FG%:	.475		3-PT%:	.235		FT%:	.857			

Score by Periods:

Iowa	32	38	70
The Citadel	20	28	48

Attendance: 2,024

(4) IOWA 66, Oakland 57
November 23, Carver-Hawkeye Arena, Iowa City, IA

Iowa built a 10 point advantage in the second half before holding off a late rally in securing a 66-57 win over Oakland University in Iowa City. With the win the Hawkeyes improved to 4-0 for the second straight season under Coach Todd Lickliter.

The Hawkeyes held a 30-24 advantage at the break and increased the margin to 53-43 with 4:35 remaining. But Oakland hit two three-point baskets within the next minute and two free throws with 2:54 left to play to cut the deficit to two points. Iowa increased its margin on a three-point basket by Anthony Tucker and two free throws each by Jeff Peterson and Jake Kelly, taking a 60-51 advantage with 1:05 to play. Iowa hit 10-13 free throw attempts in the final two minutes.

The Hawkeyes shot 55% from the field, including 57.1% in the first half. Iowa made 12-15 two point attempts and 10-25 three-point shots in the game, collecting 19 assists on 22 field goals. Oakland's full court pressure and trapping zone defense forced 16 Iowa turnovers.

The Iowa defense held Oakland to 43.1% shooting from the field and the Hawkeyes held a 31-24 rebounding advantage.

Freshman Anthony Tucker hit 5-10 three-point shots and led Iowa in scoring with 19 points. Cyrus Tate added his fifth career double-double with 11 points and 13 rebounds, and Kelly added 16 points, four rebounds and four assists. Tucker contributed six rebounds, Peterson had eight points and matched his career-best with nine rebounds.

OAKLAND -- 57

Name	FG	3-PT	FT	RB	PF	TP	A	TO	BK	S	MN
Hudson	3-6	0-0	0-0	5	5	6	1	3	2	2	32
Benson	0-0	0-0	1-2	0	0	1	0	1	0	0	12
Cushingberry	3-5	0-2	0-1	5	5	6	2	0	0	0	37
Jones	8-20	2-4	3-6	3	1	21	5	3	0	2	40
Kangas	6-15	4-11	2-2	3	1	18	1	1	0	1	36
Samuels	1-1	0-0	0-0	1	1	2	0	1	0	0	5
Milutinovic	0-0	0-0	0-0	0	1	0	0	0	0	1	3
Bieszki	0-0	0-0	0-0	0	0	0	0	0	0	0	1
Maynard	1-2	1-1	0-0	3	4	3	1	1	0	0	17
Waterstradt	0-2	0-1	0-0	0	2	0	0	1	0	1	17
Team				4							
Totals	22-51	7-19	6-11	24	20	57	10	11	2	7	200
	FG%:	.431		3-PT%:	.368		FT%:	.545			

IOWA -- 66

Name	FG	3-PT	FT	RB	PF	TP	A	TO	BK	S	MN
Fuller	3-5	1-3	0-0	2	0	7	2	2	1	1	16
Tate	5-6	0-0	1-3	13	4	11	0	1	0	1	32
Tucker	7-12	5-10	0-0	6	1	19	1	1	0	0	35
Gatens	2-6	1-3	0-0	4	1	5	2	6	0	0	35
Peterson	1-2	0-1	6-8	0	2	8	9	1	0	2	33
Palmer	0-0	0-0	0-0	0	0	0	0	0	0	0	2
Bawinkel	0-2	0-2	0-0	0	0	0	0	0	0	0	3
Davis	0-0	0-0	0-0	1	2	0	1	1	0	1	9
Kelly	4-7	3-6	5-7	4	0	16	4	0	0	1	29
Cole	0-0	0-0	0-0	0	2	0	0	1	0	0	6
Team				1				3			
Totals	22-40	10-25	12-18	31	12	66	19	16	1	6	200
	FG%:	.550		3-PT%:	.400		FT%:	.667			

Score by Periods:

Oakland	24	33	57
Iowa	30	36	66

Attendance: 8,079

2008-09 Game Summaries

(5) IOWA 75, SE MISSOURI STATE 41
November 25, Carver-Hawkeye Arena, Iowa City, IA

Iowa used a solid defensive effort to take control early in a 75-41 win over Southeast Missouri State in Iowa City. The Hawkeyes led 13-3 in the early going, holding the visitors to just one field goal in the first nine minutes. Iowa led 20-5 at the midway point in the first half and built the advantage to 35-19 by intermission.

Southeast Missouri State scored the first three points of the second half, but was never able to get closer than 13. Iowa led by as many as 35 points in the late going, securing its most lopsided win since early in the 2006-07 season.

Iowa held the Redhawks to 22.4% shooting from the field, as the visitors misfired on all 11 of their three-point attempts. SE Missouri State did connect on 19-25 (76%) free throws. Iowa also forced 11 turnovers and held a 41-33 rebounding advantage.

Ten of the 12 Hawkeyes who saw action got into the scoring column, as freshmen Anthony Tucker (14) and Matt Gatens (12) led the scoring. Devan Bawinkel added nine points and Jeff Peterson scored eight. Tucker added 10 rebounds to collect his first career double-double, while David Palmer added six points and five rebounds. Peterson led the Hawkeyes with five assists.

As a team Iowa shot 48.3% from the field, including 43.3% (13-30) from three-point range and 66.7% (6-9) from the foul line. Iowa collected 17 assists on its 28 field goals and was guilty of just seven turnovers.

SE MISSOURI STATE -- 41

Name	FG	3-PT	FT	RB	PF	TP	A	TO	BK	S	MN
Herring	1-10	0-0	6-6	4	0	8	3	2	1	0	37
Williams	3-8	0-0	4-7	4	2	10	1	2	1	0	31
Hill	1-4	0-0	1-2	4	0	3	0	1	0	2	33
Moore	0-8	0-7	5-6	1	1	5	1	1	0	0	30
Jones	0-4	0-2	1-2	5	2	1	0	2	0	1	31
Russell	4-6	0-0	0-0	6	1	8	0	3	1	1	22
Maxwell	2-9	0-2	2-2	4	2	6	0	0	0	0	16
Team			5								
Totals	11-49	0-11	19-25	33	8	41	5	11	3	4	200
	FG%:	.224		3-PT%:	.000		FT%:	.760			

IOWA -- 66

Name	FG	3-PT	FT	RB	PF	TP	A	TO	BK	S	MN
Fuller	2-7	1-4	0-0	5	2	5	0	1	3	3	21
Tate	3-5	0-0	0-0	3	3	6	0	0	2	1	16
Tucker	5-11	4-9	0-0	10	2	14	1	2	0	1	25
Gatens	4-7	2-3	2-2	3	1	12	3	1	1	0	22
Peterson	3-7	0-1	2-2	2	0	8	5	0	0	0	26
Palmer	2-2	1-1	0-0	6	1	5	0	0	0	0	9
Angle	1-3	1-3	0-0	1	1	3	1	1	0	0	4
Bawinkel	3-5	3-5	0-0	0	1	9	1	0	0	0	20
Brommer	2-3	0-0	0-3	2	3	4	1	1	1	1	16
Davis	0-2	0-1	0-0	3	1	0	3	1	0	0	14
Kelly	3-6	1-3	2-2	2	1	9	2	0	0	0	19
Cole	0-0	0-0	0-0	2	1	0	0	0	0	1	8
Team			2								
Totals	28-58	13-30	6-9	41	17	75	17	7	7	7	200
	FG%:	.483		3-PT%:	.433		FT%:	.667			

Score by Periods:

SE Missouri State	19	22	41
Iowa	35	40	75

Attendance: 8,184

(6) WEST VIRGINIA 87, IOWA 68
November 28, Orleans Arena, Las Vegas, NV

West Virginia used a 20-0 scoring run over a five minute stretch in the first half to take control as the Mountaineers defeated Iowa in Las Vegas. The teams traded baskets in the early going, with a three-pointer by Iowa's Anthony Tucker giving the Hawkeyes an 11-9 advantage at the 13:42 mark. West Virginia took over from there, using a solid pressure defense to force a number of turnovers while scoring 20 straight points.

Iowa was guilty of 17 turnovers in the first half as West Virginia led 48-28 at the break. The Mountaineers shot 55.4% from the field in the opening half, scoring 29 points following Iowa mistakes and 24 points in the paint.

Iowa shot the ball well in the game, shooting 54.1% overall, including 50% from three-point range and 69% (20-29) from the free throw line.

West Virginia ended the game shooting 55.4% from the field and 55.6% from three-point range. The Mountaineers also held a 32-25 rebounding advantage, including 15 offensive rebounds.

The Hawkeyes were able to protect the ball in the second half, committing just four turnovers in the final 20 minutes. Still, Iowa was not able to get any closer than 14 points in the second half.

Tucker led the Hawkeye scoring attack with a career-best 24 points, hitting 8-12 field goals and 6-9 three-pointers. Jake Kelly adding 15 points, hitting 9-10 free throws, and Jeff Peterson had 11 points. Cyrus Tate led Iowa with five rebounds and Kelly added three assists.

IOWA -- 68

Name	FG	3-PT	FT	RB	PF	TP	A	TO	BK	S	MN
Tucker	8-12	6-9	2-2	4	1	24	0	4	0	1	34
Gatens	2-4	1-2	1-1	3	5	6	2	3	0	0	22
Fuller	2-5	1-1	1-2	3	5	6	0	0	0	0	13
Peterson	4-6	0-0	3-4	2	5	11	1	7	0	1	23
Tate	0-0	0-0	0-0	5	1	0	0	1	0	0	24
Palmer	0-0	0-0	0-0	0	0	0	0	0	0	0	3
Bawinkel	0-1	0-1	0-0	1	0	0	0	0	0	0	11
Brommer	1-2	0-0	3-8	2	4	5	0	0	1	0	22
Davis	0-1	0-1	0-0	1	1	0	1	1	0	0	17
Kelly	3-6	0-2	9-10	3	4	15	3	4	1	0	28
Cole	0-0	0-0	1-2	0	2	1	0	1	0	0	3
Team			1								
Totals	20-37	8-16	20-29	25	28	68	7	21	2	2	200
	FG%:	.541		3-PT%:	.500		FT%:	.690			

WEST VIRGINIA -- 87

Name	FG	3-PT	FT	RB	PF	TP	A	TO	BK	S	MN
Butler	3-7	0-1	6-7	3	4	12	2	2	0	0	24
Ebanks	3-3	0-0	1-5	2	2	7	0	0	0	1	14
Mazzulla	4-9	1-2	4-6	3	5	13	6	1	0	0	30
Ruoff	4-8	4-6	1-2	1	1	13	3	2	1	1	36
Smith	4-6	2-2	0-0	5	3	10	3	1	3	1	26
Thoroughman	0-0	0-0	0-0	0	0	0	0	0	0	0	3
West	0-0	0-0	0-0	0	0	0	0	1	0	0	3
Jones	2-7	1-3	0-0	5	3	5	0	1	0	1	14
Sowards	1-1	1-1	0-2	0	1	3	0	0	0	0	2
Thomas	0-0	0-0	0-0	0	0	0	0	0	0	0	3
Bryant	3-7	1-3	3-5	5	3	10	1	1	0	1	17
Payne	0-0	0-0	0-0	0	0	0	0	0	0	0	2
Flowers	7-8	0-0	0-7	8	4	14	1	2	0	1	26
Totals	31-56	10-18	15-34	32	26	87	17	10	4	6	200
	FG%:	.554		3-PT%:	.556		FT%:	.441			

Score by Periods:

Iowa	29	39	68
West Virginia	48	39	87

Attendance: 5,000

2008-09 Game Summaries

(7) IOWA 65, KANSAS STATE 63
November 29, 2008, Orleans Arena, Las Vegas, NV

Iowa forward Cyrus Tate scored from just on front of the basket just before the final horn sounded to lift Iowa to a 65-63 win over Kansas State in the consolation championship of the Las Vegas Invitational, earning Coach Todd Lickliter career win No. 150.

Tate's basket came after Kansas State had tied the score with seven seconds remaining. Jake Kelly found Tate near the basket for the game winner, which replays showed took place with less than one second remaining.

The Wildcats had rallied from an 11-point halftime deficit, taking their first lead of the game (53-52) with 5:12 remaining. The lead changed hands eight times and the game was tied five times in the final five minutes, with neither team leading by more than two points. Tate's free throw gave Iowa a 61-59 advantage with 1:52 left before Kansas State tied the score on a pair of free throws with 31 seconds to play. Kelly hit a jumper to give Iowa a 63-61 advantage before Kansas State knotted the score for the final time on a rebound basket.

Iowa got off to a good start in the first half, leading by as many as 13 points in the opening period before settling for a 36-25 halftime advantage. The Hawkeyes shot 41.7% from the field in the first half, including 54.5% (6-11) from three-point range. For the game Iowa shot just 36.4% from the field, but the Hawkeyes hit 26-37 (70.3%) free throws and were guilty of just 11 turnovers.

Jeff Peterson led Iowa with 18 points (11-12 free throws) and six assists, as he was named to the all-tournament team. Tate added 10 points and joined Anthony Tucker and Aaron Fuller with seven rebounds.

KANSAS STATE -- 63

Name	FG	3-PT	FT	RB	PF	TP	A	TO	BK	S	MN
Pullen	7-14	2-5	6-9	3	2	22	2	5	0	2	38
Colon	3-5	0-0	0-0	9	2	6	2	1	0	0	21
Clemente	1-1	0-0	0-0	0	5	2	0	1	0	0	12
Sutton	2-3	0-0	0-1	3	4	4	0	3	0	0	30
Kent	2-6	0-1	0-0	3	3	4	0	3	0	0	15
Brown	1-3	0-0	0-0	2	4	2	0	0	0	0	8
Awaji	1-2	1-1	1-2	1	2	4	0	1	0	0	14
Meriewether	0-0	0-0	2-2	3	2	2	0	0	0	0	20
Samuels	4-8	0-0	5-8	5	4	13	1	1	1	1	17
Anderson	1-1	0-0	1-6	4	1	3	0	1	0	0	17
Herrera	0-2	0-0	1-2	2	0	1	0	0	2	0	8
Team										1	
Totals	22-45	3-7	16-30	36	29	63	5	16	3	2	200
	FG%: .489		3-PT%: .429					FT%: .533			

IOWA -- 65

Name	FG	3-PT	FT	RB	PF	TP	A	TO	BK	S	MN
Tucker	1-11	1-7	0-1	7	3	3	0	1	0	0	28
Gatens	2-4	1-1	0-0	1	5	5	1	1	0	0	18
Fuller	2-5	0-1	3-5	7	3	7	0	2	0	2	29
Peterson	3-7	1-2	11-12	2	1	18	6	5	0	1	38
Tate	2-5	0-0	6-10	7	3	10	0	0	0	0	28
Bawinkel	1-3	1-3	0-0	0	0	3	0	0	0	1	13
Brommer	1-2	0-0	0-1	3	5	2	0	0	0	0	13
Davis	2-4	2-3	2-4	2	0	8	1	0	0	0	16
Kelly	2-3	1-2	4-4	0	3	9	1	2	0	2	14
Cole	0-0	0-0	0-0	0	1	0	0	0	0	0	3
Team										1	
Totals	16-44	7-19	26-37	30	24	65	9	11	0	6	200
	FG%: .364		3-PT%: .368					FT%: .703			

Score by Periods:

Kansas State	25	38	63
Iowa	36	29	65

Attendance: 5,500

(8) BOSTON COLLEGE 57, IOWA 55
December 2, 2008, Silvio O. Conte Forum, Chestnut Hill, MA

Iowa scored 10 of the final 11 points, but came up just short in a 57-55 loss at Boston College. The Hawkeyes had their second straight game decided on the last possession after taking a 65-63 win over Kansas State in their previous outing.

Iowa trailed 56-45 with 4:45 remaining after two Boston College free throws. Jake Kelly hit two free throws, Matt Gatens and Devan Bawinkel hit three-point baskets and Gatens added two free throws to move Iowa within a point, 56-55, with 2:09 remaining. Iowa had two three-point attempts to take the lead, the last with 33 seconds remaining. BC's Tyrese Rice hit one of two free throws with 12 seconds to play.

Kelly controlled the ball for Iowa in the final seconds, but was forced to pass. Andrew Brommer chased down the pass and was fouled just before getting off a three-point attempt, and just before the buzzer. Brommer misfired on his first free throw attempt and the Eagles escaped with the win.

Gatens and Bawinkel led Iowa with 12 points each, while Kelly added 11 and Jermain Davis scored 10. Cyrus Tate led Iowa with seven rebounds and Kelly added five assists and two steals.

Iowa started slow, missing its first seven shots while falling behind by six points in the first seven minutes. The Hawkeyes then hit six straight field goal attempts and led by as many as four before trailing 27-24 at the break.

Iowa shot 42.2% from the field, including 42.9% from three-point range and added 8-9 (88.9%) free throws. The Hawkeyes were outrebounded 36-22 and the Eagles converted 17-22 (77.3%) free throw attempts.

IOWA -- 55

Name	FG	3-PT	FT	RB	PF	TP	A	TO	BK	S	MN
Fuller	0-5	0-0	0-0	1	2	0	1	1	0	0	15
Tate	1-3	0-0	2-2	7	4	4	0	2	2	2	23
Tucker	0-2	0-2	0-0	0	0	0	0	1	0	0	8
Gatens	4-7	2-3	2-2	4	3	12	3	1	0	1	35
Peterson	2-5	0-0	2-2	1	1	6	1	4	0	1	32
Bawinkel	4-7	4-7	0-0	0	1	12	0	0	0	0	16
Brommer	0-0	0-0	0-1	1	1	0	0	0	0	0	13
Davis	4-6	2-4	0-0	3	3	10	2	1	0	0	24
Kelly	4-10	1-5	2-2	3	2	11	5	3	0	2	29
Cole	0-0	0-0	0-0	2	0	0	0	0	0	1	5
Totals	19-45	9-21	8-9	22	17	55	12	13	2	7	200
	FG%: .422		3-PT%: .429					FT%: .889			

BOSTON COLLEGE -- 57

Name	FG	3-PT	FT	RB	PF	TP	A	TO	BK	S	MN
Raji	3-8	0-0	1-1	6	2	7	2	1	1	0	33
Trapani	2-7	1-2	3-4	7	1	8	0	0	0	1	25
Southern	3-5	0-0	0-1	8	0	6	1	3	0	1	31
Rice	3-5	0-1	9-12	0	4	15	4	2	0	1	24
Sanders	3-11	0-2	0-0	7	1	6	1	2	0	1	25
Jackson	1-4	0-2	4-4	2	3	6	2	3	0	2	18
Paris	2-3	1-2	0-0	1	0	5	0	0	0	0	16
Ravenel	0-2	0-0	0-0	0	0	0	0	2	0	0	7
Elmore	2-4	0-1	0-0	2	1	4	2	0	0	0	21
Team										3	
Totals	19-49	2-10	17-22	36	12	57	12	13	1	6	200
	FG%: .388		3-PT%: .200					FT%: .773			

Score by Periods:

Iowa	24	31	55
Boston College	27	30	57

Attendance: 4,084

2008-09 Game Summaries

(9) IOWA 61, BRYANT 36
December 5, 2008, Carver-Hawkeye Arena, Iowa City, IA

Iowa returned home after three straight games away from Iowa City, defeating Bryant University 61-36. The 36 points match the lowest total allowed by the Hawkeyes in 41 games under Coach Todd Lickliter.

The Hawkeyes started fast against Bryant, leading 6-0, 15-6 and 22-8 in the early going. Iowa led 26-14 at halftime, allowing the fewest points in a first half under Coach Lickliter. Iowa held Bryant to just 5-19 (26.3%) field goal shooting in the opening 20 minutes.

Bryant closed to within eight points in the first four minutes of the second half, but Iowa responded with a 12-0 scoring run over a six minute span to gain complete control, leading 43-23 with just under 10 minutes remaining. The final 25 point margin matched Iowa's biggest advantage of the game.

Iowa shot 48.8% from the field, including 73.3% (11-15) in the second half. Iowa was a perfect 3-3 from inside the three-point line in the second half. Iowa made 12-28 (42.9%) three-point attempts and 7-9 (77.8%) free throws in the game.

The Hawkeyes had 17 assists on their 21 field goals and held a 32-18 rebounding advantage. Bryant was held to 29.7% shooting, including 33.3% from three-point range.

Freshman Matt Gatens led Iowa with 19 points, five rebounds and four assists. Anthony Tucker added 12 points and Cyrus Tate collected eight points and 12 rebounds. Jeff Peterson matched Gatens with four assists and Jake Kelly added three steals.

BRYANT -- 36

Name	FG	3-PT	FT	RB	PF	TP	A	TO	BK	S	MN
Wright	0-3	0-0	0-0	4	1	0	0	0	0	0	23
Lyell	3-8	2-5	0-0	2	3	8	1	2	0	0	35
Gresham	2-11	0-3	2-2	3	2	6	2	3	0	0	36
Birrell	2-4	2-4	0-0	3	0	6	3	2	0	1	31
Latham	3-6	0-1	2-3	3	2	8	0	1	1	1	26
Lambert	1-2	1-2	0-0	0	0	3	0	0	0	0	9
Thomas	0-0	0-0	0-0	0	2	0	0	0	0	0	3
Pontes	0-2	0-0	0-0	0	2	0	0	1	0	0	8
McLean	0-1	0-0	2-2	2	1	2	0	0	0	0	12
Parzych	0-0	0-0	0-0	0	0	0	0	1	0	0	3
LeClerc	0-0	0-0	3-4	0	2	3	0	1	0	1	14
Team				1							
Totals	11-37	5-15	9-11	18	15	36	6	11	1	3	200
	FG%:	.297		3-PT%:	.333			FT%:	.818		

IOWA -- 61

Name	FG	3-PT	FT	RB	PF	TP	A	TO	BK	S	MN
Gatens	6-12	3-6	4-4	5	1	19	4	1	0	1	28
Davis	2-5	1-4	0-0	2	3	5	3	3	0	1	25
Tate	4-6	0-0	0-0	12	0	8	1	2	0	0	22
Peterson	1-2	0-1	0-0	1	1	2	4	1	0	0	23
Kelly	1-6	1-5	2-3	3	2	5	3	3	0	3	27
Tucker	4-6	4-6	0-0	3	1	12	0	0	0	0	23
Palmer	1-1	1-1	0-0	1	0	3	0	0	0	0	4
Angle	0-0	0-0	0-0	0	0	0	0	0	0	1	1
Bawinkel	0-3	0-3	0-0	0	2	0	1	0	0	0	16
Brommer	0-0	0-0	0-0	1	0	0	0	1	0	0	10
Fuller	2-2	2-2	1-2	1	1	7	1	0	0	0	13
Cole	0-0	0-0	0-0	0	1	0	0	0	0	0	8
Team				3							
Totals	21-43	12-28	7-9	32	12	61	17	11	0	6	200
	FG%:	.488		3-PT%:	.429			FT%:	.778		

Score by Periods:

Bryant	14	22	36
Iowa	26	35	61

Attendance: 8,711

(10) IOWA 65, NORTHERN IOWA 46
December 9, 2008, Carver-Hawkeye Arena, Iowa City, IA

Jeff Peterson started the game with a three-point basket after 33 seconds, and ended the contest with a three-pointer to beat the shot clock with nine seconds to play. In between, Iowa rallied from a seven-point deficit in the first half to post a 65-46 win over Northern Iowa in Iowa City.

The Hawkeyes trailed 22-15 with 3:49 left in the first half before scoring the final eight points of the period for a 23-22 halftime advantage.

Iowa added the first five points of the second half, building a 28-22 advantage before the Panthers ended their nearly seven minute dry spell with a basket. Northern Iowa closed the gap to 30-29 with 14:32 remaining before Iowa pulled away. The Hawkeyes used a 12-0 scoring run over the next five minutes to regain control and the Panthers were never closer than 10 points the rest of the way.

Iowa outscored the visitors 42-24 in the second half, shooting 60% from the field, 50% from three-point range and making all eight of its free throw attempts. The Panthers made just 5-21 (23.8%) three-point attempts in the game and Iowa held a 26-21 rebounding advantage.

Iowa shot an even 50% from the field for the night and committed just five turnovers, a team low in 42 games under Coach Todd Lickliter.

Iowa's balanced scoring was led by Jake Kelly, who matched a career-high with 19 points. Kelly added five rebounds, four assists and two steals in a team-high 36 minutes. Jeff Peterson added 18 points and five assists and Matt Gatens scored 14 points, hitting 4-5 three-point attempts. Cyrus Tate contributed six rebounds and three steals while leading Iowa's defensive effort.

NORTHERN IOWA -- 46

Name	FG	3-PT	FT	RB	PF	TP	A	TO	BK	S	MN
Koch	4-7	0-2	2-3	3	2	10	0	2	1	0	28
Eglseder	4-5	0-0	0-0	8	0	8	0	2	0	0	27
Farokhmanesh	2-9	1-7	0-1	3	4	5	5	2	0	1	30
Ahelegbe	2-5	0-2	3-4	0	3	7	4	2	0	0	33
Moran	4-11	2-7	0-0	2	2	10	1	2	0	0	34
Haak	0-0	0-0	0-0	0	1	0	0	0	0	0	5
Brown	2-3	2-3	0-0	0	3	6	0	0	0	1	21
Dunham	0-0	0-0	0-0	0	0	0	1	0	0	1	14
O'Rear	0-0	0-0	0-0	0	1	0	0	0	0	0	8
Team				5							
Totals	18-40	5-21	5-8	21	16	46	11	10	1	3	200
	FG%:	.450		3-PT%:	.238			FT%:	.625		

IOWA -- 65

Name	FG	3-PT	FT	RB	PF	TP	A	TO	BK	S	MN
Davis	2-4	1-3	0-0	2	1	5	1	0	0	1	26
Tate	1-4	0-0	2-2	6	3	4	0	2	0	3	27
Gatens	5-8	4-5	0-0	2	2	14	2	0	0	0	35
Peterson	6-11	2-3	4-4	4	1	18	5	2	0	1	35
Kelly	8-15	1-5	2-2	5	2	19	4	0	0	2	36
Bawinkel	1-4	1-4	0-0	2	0	3	0	0	0	0	13
Brommer	0-0	0-0	0-0	1	4	0	0	0	0	0	4
Fuller	1-2	0-1	0-0	2	0	2	0	1	0	0	16
Cole	0-0	0-0	0-0	0	1	0	1	0	0	0	8
Team				2							
Totals	24-48	9-21	8-8	26	14	65	13	5	0	7	200
	FG%:	.500		3-PT%:	.429			FT%:	1.000		

Score by Periods:

Northern Iowa	22	24	46
Iowa	23	42	65

Attendance: 9,435

2008-09 Game Summaries

(11) IOWA 73, IOWA STATE 57
December 12, 2008, Carver-Hawkeye Arena, Iowa City, IA

Iowa used a 26-3 scoring run over the first 11 minutes of the second half in pulling away to a 73-57 win over Iowa State in Iowa City.

The teams traded baskets through a fast paced first half that saw 10 lead changes. Iowa's Devan Bawinkel hit a three-point basket with 33 seconds left in the first period and Iowa went to the break with a 34-32 advantage. Both teams shot 48% from the field in the opening 20 minutes. Iowa scored the first six points of the game for its biggest advantage, while the Cyclones led by four on three occasions.

Iowa scored the first eight points of the second half before Iowa State got a field goal at the 17:42 mark, leaving Iowa with a 42-34 advantage. The Hawkeyes used a 16-3 run to take a 63-37 lead at the 8:55 mark and Iowa State was never closer than the final margin.

Iowa's defense held the Cyclones to 38.5% shooting in the second half, including just 4-12 (33.3%) three-point attempts. Iowa shot 48.1% from the field overall, including 43.8% from three-point range, and connected on 16-21 (76.2%) free throws. Both teams had 12 turnovers, but Iowa collected nine steals and held a 25-12 scoring advantage off turnovers.

Jeff Peterson led Iowa with 17 points as four Hawkeyes scored in double figures. Jermain Davis scored Iowa's first eight points in getting the Hawkeyes off to a fast start. Davis ended the night with career-bests in points (16), rebounds (six) and assists (five), hitting 5-10 field goals and 6-7 free throws. Bawinkel matched his season-best with 12 points (4-5 treys) and Cyrus Tate added 10 points, eight rebounds and two steals while holding Iowa State's leading scorer 11 points below his average.

IOWA STATE -- 57

Name	FG	3-PT	FT	RB	PF	TP	A	TO	BK	S	MN
Thompson	0-1	0-0	0-0	0	1	0	0	0	1	0	7
Brackins	2-12	0-2	2-2	7	3	6	1	2	1	0	26
Staiger	3-6	3-5	0-0	0	2	9	1	1	0	0	27
Garrett	6-7	1-1	3-5	1	2	16	2	4	0	1	30
Petersen	3-7	1-4	0-0	5	3	7	1	1	0	0	32
Boozer	1-1	1-1	0-0	0	0	3	0	0	0	1	5
Buckley	2-5	0-2	0-0	0	1	4	3	2	0	1	16
Haluska	0-0	0-0	0-0	1	2	0	0	0	0	0	8
Eikmeier	2-7	2-5	0-0	1	2	6	2	2	0	1	28
Vanderbeken	0-0	0-0	0-0	1	0	0	0	0	0	0	1
Lee	1-3	0-1	0-0	1	1	2	1	0	0	0	5
Mann	0-0	0-0	0-0	2	0	0	0	0	0	0	3
Hamilton	2-2	0-0	0-0	4	1	4	0	0	1	0	12
Totals	22-51	8-21	5-7	23	18	57	11	12	3	4	200
	FG%:	.431		3-PT%:	.381		FT%:	.714			

IOWA -- 73

Name	FG	3-PT	FT	RB	PF	TP	A	TO	BK	S	MN
Davis	5-10	0-2	6-7	6	1	16	5	2	0	1	33
Tate	4-6	0-0	2-2	8	3	10	0	0	0	2	22
Gatens	2-6	0-2	2-2	6	1	6	1	0	0	1	31
Peterson	5-10	2-3	5-6	3	2	17	1	5	0	2	33
Kelly	2-7	1-2	1-2	3	3	6	3	4	0	2	30
Palmer	0-1	0-1	0-0	0	0	0	0	0	0	0	1
Angle	0-0	0-0	0-0	1	0	0	0	0	0	0	1
Bawinkel	4-5	4-5	0-0	0	0	12	1	0	0	0	18
Brommer	1-1	0-0	0-1	0	0	2	0	0	0	0	5
Fuller	1-4	0-1	0-1	5	1	2	0	1	0	1	12
Cole	1-2	0-0	0-0	3	4	2	0	0	0	0	14
Team				3							
Totals	25-52	7-16	16-21	38	15	73	11	12	0	9	200
	FG%:	.481		3-PT%:	.438		FT%:	.762			

Score by Periods:

Iowa State	32	25	57
Iowa	34	39	73

Attendance: 12,125

(12) DRAKE 60, IOWA 43
December 20, 2008, Knapp Center, Des Moines, IA

Iowa struggled in nearly all phases in dropping a 60-43 contest to Drake in Des Moines. The Hawkeyes had their poorest shooting performance of the season (31.3%), made just 8-29 (27.6%) three-point attempts, were outscored 23-5 from the free throw line and lost the rebounding battle by a 41-24 margin.

The score was tied for the final time at 7-7 when Iowa hit a cold spell, scoring just three points over the next 10 minutes. Drake held a 19 point advantage (29-10) before the Hawkeyes narrowed the gap to 32-18 at intermission.

Iowa trailed by 15 points midway through the second half before Anthony Tucker hit a pair of three-point baskets to cut the deficit to nine. Tucker had another three-point attempt to cut the margin to six points with 6:35 to play, but his shot was off target, Drake rebounded and added a pair of free throws to pull away for the final time.

Drake's penetrating offense kept Iowa off balance and led to 29 free throw attempts for the Bulldogs, while Iowa made 5-7 free throws. Drake's rebounding totals included a 12-4 advantage in offensive rebounds as Drake held a 13-3 margin in second-chance points and an 18-12 points in the paint margin.

Tucker led Iowa with 12 points, but he was the only Hawkeye to score in double figures. Jeff Peterson added eight points, five assists and three steals, Jermain Davis added seven points and Jarryd Cole led the Hawkeyes with five rebounds.

IOWA -- 43

Name	FG	3-PT	FT	RB	PF	TP	A	TO	BK	S	MN
Kelly	2-6	0-2	0-0	2	5	4	0	2	2	1	19
Tate	0-2	0-0	1-2	4	3	1	0	1	0	1	16
Gatens	1-7	0-1	2-2	2	3	4	1	3	0	0	31
Davis	2-5	2-4	1-2	2	3	7	2	2	0	0	32
Peterson	3-6	1-3	1-1	3	4	8	5	2	0	3	28
Tucker	4-11	4-10	0-0	1	2	12	0	0	0	1	19
Palmer	0-0	0-0	0-0	0	0	0	0	0	0	0	1
Bawinkel	1-8	1-8	0-0	1	1	3	0	0	0	0	26
Fuller	0-1	0-1	0-0	1	2	0	1	0	0	0	7
Cole	2-2	0-0	0-0	5	3	4	0	0	1	1	21
Team				3							
Totals	15-48	8-29	5-7	24	26	43	9	11	3	7	200
	FG%:	.313		3-PT%:	.276		FT%:	.714			

DRAKE -- 60

Name	FG	3-PT	FT	RB	PF	TP	A	TO	BK	S	MN
Heemskerk	0-1	0-1	3-4	7	4	3	0	0	3	1	21
Cox	2-7	0-2	2-2	8	2	6	0	1	1	2	35
Templeton	0-5	0-1	2-3	4	0	2	0	0	0	0	26
Stanley	3-9	0-1	0-2	3	0	6	1	1	0	0	31
Young	4-12	2-6	14-15	5	1	24	0	5	0	1	34
White	1-1	0-0	0-0	6	1	2	1	0	0	1	16
Baryenbruch	1-2	1-2	0-0	2	1	3	2	1	0	0	8
Eaddy	0-0	0-0	0-0	0	2	0	1	0	0	0	8
Parker	5-7	2-3	2-3	2	3	14	0	3	0	2	21
Team				4							
Totals	16-44	5-16	23-29	41	14	60	5	11	4	7	200
	FG%:	.364		3-PT%:	.313		FT%:	.793			

Score by Periods:

Iowa	18	25	43
Drake	32	28	60

Attendance: 7,152

2008-09 Game Summaries

(13) IOWA 58, WESTERN ILLINOIS 43
December 27, 2008, Carver-Hawkeye Arena, Iowa City, IA

Iowa used another strong second half performance to defeat Western Illinois 58-43 in Iowa City to conclude non-conference action with a 10-3 record. The Hawkeyes trailed by as many as five points in the early going (13-8) and the score was tied six times in the first half. The visiting Leathernecks held a 23-22 halftime advantage.

Iowa scored the first five points of the second half and led the rest of the way. Iowa still led by just one, 36-35, with 11 minutes remaining before a basket by Jeff Peterson and two free throws each by David Palmer and Matt Gatens expanded the margin to seven at the 10 minute mark. Iowa led by six or more the rest of the way, with the 15-point final margin representing Iowa's biggest margin of the game.

Iowa held Western Illinois to 20 points in the second half, as the visitors shot just 25% (7-28) in the final period. For the game the Leathernecks shot 34% from the field and made just 2-7 (28.6%) three-point attempts.

Iowa improved its shooting to 50% from the field in the second half and the Hawkeyes made 13-16 (81.3%) free throws in the final 20 minutes. For the game Iowa shot 46.2% from the field, 33.3% from three-point range and 77.3% from the foul line.

Iowa was guilty of 11 turnovers and Western Illinois collected nine steals and won the rebounding battle 30-28. The Hawkeyes matched a season-high with five blocked shots.

Jermain Davis and Jake Kelly led Iowa's scoring with 13 points each. Gatens ended the game with 11 points and 10 rebounds, collecting his first career double-double. Davis added eight rebounds, Kelly had four assists and Peterson collected three steals as Iowa improved to 8-0 in the all-time series against Western Illinois.

WESTERN ILLINOIS -- 43

Name	FG	3-PT	FT	RB	PF	TP	A	TO	BK	S	MN
Rivers	3-12	1-5	4-5	1	2	11	2	2	0	1	33
Williams, Jr.	2-7	0-0	1-2	4	2	5	1	0	0	3	34
DuBois	8-18	0-0	2-4	9	4	18	1	1	0	2	36
Tyler	0-2	0-0	1-2	3	2	1	2	2	0	0	19
Nurse	2-3	1-2	1-1	1	4	6	1	4	0	1	31
Clark	0-1	0-0	0-0	3	2	0	0	2	0	2	24
Kirby	1-4	0-0	0-0	2	3	2	1	2	0	0	14
Jones	0-0	0-0	0-0	0	1	0	0	0	0	0	1
Granstra	0-0	0-0	0-0	1	0	0	0	0	0	0	8
Team				6							
Totals	16-47	2-7	9-14	30	20	43	8	13	0	9	200
	FG%:	.340		3-PT%:	.286		FT%:	.643			

IOWA -- 58

Name	FG	3-PT	FT	RB	PF	TP	A	TO	BK	S	MN
Davis	4-7	1-3	4-6	8	2	13	20	0	1	0	33
Tate	2-2	0-0	3-6	1	2	7	0	1	2	0	14
Gatens	3-9	1-4	4-4	10	0	11	1	2	1	0	37
Peterson	2-5	0-1	0-0	3	0	4	2	4	0	3	36
Kelly	5-8	1-2	2-2	1	2	13	4	2	0	1	29
Palmer	0-2	0-1	2-2	0	1	2	0	0	0	0	5
Bawinkel	2-3	2-3	0-0	2	2	6	0	0	0	0	17
Brommer	0-1	0-0	0-0	0	0	0	0	0	0	0	5
Fuller	0-1	0-1	0-0	1	2	0	0	1	1	0	10
Cole	0-1	0-0	2-2	2	5	2	0	1	0	0	14
Team				0							
Totals	18-39	5-15	17-22	28	16	58	9	11	5	4	200
	FG%:	.462		3-PT%:	.333		FT%:	.773			

Score by Periods:	Attendance: 9,941		
Western Illinois	23	20	43
Iowa	22	36	58

(14) OHIO STATE 68, IOWA 65
December 31, 2008, Value City Arena, Columbus, OH

Iowa rallied from a 15-point deficit in the first half, but came up just short in a 68-65 loss at Ohio State in the opening conference game of the season.

The Hawkeyes started slow as Ohio State scored the first eight points of the game and went on to build a 30-15 advantage after 15 minutes. Iowa rallied in the closing minutes of the half and trailed by just eight, 36-28, at halftime.

Iowa continued its rally to start the second half, pulling even at 38-38 with 16 minutes to play. Iowa would go on to lead by as many as four points with 11 minutes to play before Ohio State would rally. The teams traded baskets over the next several minutes, with Iowa holding a 65-64 lead on a basket by Jake Kelly with 3:31 remaining. Ohio State took the lead with 3:17 remaining on a pair of free throws and the Buckeyes maintained their advantage from there.

Iowa missed a pair of three-point attempts in the final minute, once when trailing by two points and then again in the final seconds when trying to tie the game. The Buckeyes were able to get control of a loose ball rebound and run out the clock following Iowa's final missed shot.

Iowa shot 52.3% from the field in the contest, including 50% from three-point range. The Hawkeyes made 14 three-point shots, falling one shy of matching the school record for three-point baskets in a game. Iowa had 16 assists, the rebounding was even at 23-23 and the Buckeyes held a 13-5 scoring advantage at the free throw line.

Freshman Matt Gatens led the Hawkeyes with 22 points, hitting 8-12 field goals and 4-7 treys. He added five rebounds and two steals. Devan Bawinkle contributed 15 points and Kelly scored 11. Jeff Peterson led Iowa with eight assists and added nine points.

IOWA -- 65

Name	FG	3-PT	FT	RB	PF	TP	A	TO	BK	S	MN
Tate	1-1	0-0	0-0	1	3	2	1	3	0	0	11
Gatens	8-12	4-7	2-2	5	3	22	1	0	0	2	36
Davis	1-4	1-3	0-0	3	2	3	4	2	0	0	27
Peterson	3-6	1-3	2-2	2	3	9	8	2	0	0	33
Kelly	4-8	3-7	0-1	2	4	11	2	6	0	0	33
Tucker	0-0	0-0	0-0	0	2	0	0	0	0	0	1
Bawinkel	5-8	5-8	0-0	2	1	15	0	0	0	0	25
Brommer	0-0	0-0	0-0	1	2	0	0	1	0	0	10
Fuller	0-2	0-0	0-0	3	0	0	0	0	0	0	5
Cole	1-3	0-0	1-2	1	2	3	0	0	0	0	19
Team				3							
Totals	23-44	14-28	5-7	23	22	65	16	14	0	2	200
	FG%:	.523		3-PT%:	.500		FT%:	.714			

OHIO STATE -- 68

Name	FG	3-PT	FT	RB	PF	TP	A	TO	BK	S	MN
Lauderdale	2-3	0-0	0-2	4	4	4	0	1	1	0	26
Simmons	2-4	1-3	1-1	1	0	6	3	0	0	3	27
Turner	4-12	0-0	3-6	5	4	11	1	0	0	0	39
Diebler	8-12	7-10	4-8	5	2	27	3	3	0	3	40
Buford	6-11	1-2	3-3	5	0	16	1	2	0	1	36
Offutt	0-0	0-0	0-0	0	0	0	0	0	0	0	1
Hill	0-0	0-0	0-0	1	1	0	4	1	1	0	12
Madsen	0-0	0-0	0-0	0	1	0	0	0	0	0	4
Mullens	1-2	0-0	2-2	0	2	4	0	2	0	0	15
Team				2							
Totals	23-44	9-15	13-22	23	14	68	12	9	2	7	200
	FG%:	.523		3-PT%:	.600		FT%:	.591			

Score by Periods:	Attendance: 14,946		
Iowa	28	37	65
Ohio State	36	32	68

2008-09 Game Summaries

(15) IOWA 65, INDIANA 60

January 3, 2009, Carver-Hawkeye Arena, Iowa City, IA

Iowa used scoring spurts midway through each half and then held off the Hoosiers at the end in recording a 65-60 win in Iowa City.

The score was tied five times and there were six lead changes in the opening 10 minutes. A basket and free throw by Cyrus Tate gave Iowa an 18-15 advantage and the Hawkeyes led the rest of the way. Iowa led by as many as 10 in the closing minutes of the half before Indiana rallied to trail by just six, 33-27, at the break.

Iowa then scored the first five points of the second half to increase the advantage to 11 points. The teams played even over the next 12 minutes, with Indiana staying within striking distance and Iowa unable to close the door.

The Hoosiers still trailed by 10, 60-50, at the four minute mark before one final rally. Indiana closed to within four points with 1:57 left before Jeff Peterson hit two free throws. The Hoosiers closed to within two points with 22 seconds remaining before Peterson connected on two additional free shots. Andrew Brommer collected a steal in the final seconds and hit one of two free throws with six seconds to play to conclude the scoring.

Iowa shot 46.5% from the field and 74.1% from the free throw line, including 55.6% from the field in the opening half. The Hawkeyes held Indiana to 43.2% shooting, including just 37.5% over the final 20 minutes.

Tate led the Hawkeyes with 22 points and 11 rebounds, collecting the sixth double-double of his career. He made all six of his field goal attempts and 10-11 free throws. Peterson added 16 points and five assists, Jake Kelly had 10 points and two steals and Jermain Davis contributed nine points and eight rebounds.

INDIANA -- 60

Name	FG	3-PT	FT	RB	PF	TP	A	TO	BK	S	MN
Pritchard	3-7	0-0	5-7	3	4	11	2	1	0	0	30
Roth	1-4	1-4	4-4	1	0	7	1	1	0	0	30
Jones	2-7	0-1	2-3	4	1	6	2	2	1	1	32
Williams	7-11	0-1	0-1	5	4	14	2	1	0	0	26
Dumes	2-8	2-4	6-6	7	5	12	1	3	0	0	30
Moore	0-0	0-0	0-0	0	4	0	1	1	0	0	11
Finkelmeier	0-0	0-0	0-0	0	1	0	0	0	0	0	2
Lewis	0-0	0-0	0-0	0	0	0	0	0	0	0	3
Story	2-5	2-3	0-0	2	1	6	0	2	0	1	19
Taber	2-2	0-0	0-1	5	5	4	0	0	1	0	17
Team				3							
Totals	19-44	5-13	17-22	30	25	60	9	11	2	2	200
	FG%:	.432		3-PT%:	.385			FT%:	.773		

IOWA -- 65

Name	FG	3-PT	FT	RB	PF	TP	A	TO	BK	S	MN
Davis	3-7	1-3	2-2	8	3	9	2	0	0	1	37
Tate	6-6	0-0	10-11	11	3	22	0	1	0	1	35
Gatens	2-4	1-1	1-1	3	4	6	2	1	1	0	26
Peterson	5-12	1-3	5-6	1	1	16	5	4	0	0	39
Kelly	4-11	2-5	0-1	3	5	10	1	2	1	2	24
Bawinkel	0-2	0-2	0-0	1	1	0	1	0	0	0	20
Brommer	0-0	0-0	2-6	0	2	2	1	1	2	1	13
Fuller	0-0	0-0	0-0	0	1	0	0	0	0	0	1
Cole	0-1	0-0	0-0	0	1	0	0	1	0	0	5
Totals	20-43	5-14	20-27	27	21	65	12	10	4	5	200
	FG%:	.465		3-PT%:	.357			FT%:	.747		

Score by Periods:

Indiana	27	33	60
Iowa	33	32	65

Attendance: 11,161

(16) MINNESOTA 52, IOWA 49

January 8, 2009, Carver-Hawkeye Arena, Iowa City, IA

Iowa built a 13-point advantage in the first half, but suffered from cold shooting in the second half in dropping a 52-49 decision to Minnesota in Iowa City. The Hawkeyes controlled the first 15 minutes, building a 23-10 advantage late in the first half. Iowa suffered a blow when forward Cyrus Tate incurred an injury with 12:08 left in the first half and missed the remainder of the game.

The Gophers began their comeback in the final five minutes of the period, cutting Iowa's advantage to 26-20 at intermission.

Iowa led 31-24 with 17 minutes to play, but Minnesota gained control from there. The Gophers outscored Iowa 17-2 over the next 12 minutes, turning the deficit into a 41-33 advantage.

Matt Gatens then hit back-to-back three-point baskets to keep Iowa close, before Al Nolen hit a long three-pointer for a 46-39 advantage with 3:32 to play. Minnesota led by six points with 24 seconds left, but Jake Kelly scored from the lane and Jeff Peterson hit a three-pointer with seven seconds left to cut the margin to one. Lawrence Westbrook hit a pair of free throws with five seconds to play for the final margin as a final desperation three-point shot by Iowa was off the mark.

Minnesota controlled the action for most of the second half, collecting 12 offensive rebounds in the period and forcing 11 Iowa turnovers. Minnesota had 18 offensive rebounds in the game and held a 16-2 advantage in second chance points. Iowa was guilty of 17 turnovers overall and shot just 29.4% from the field in the second half.

Peterson led Iowa with 16 points, while Gatens added 11 points, five rebounds and three assists. Davis led Iowa with eight rebounds.

MINNESOTA -- 52

Name	FG	3-PT	FT	RB	PF	TP	A	TO	BK	S	MN
Johnson	2-8	0-0	0-0	6	4	4	0	1	1	0	26
Iverson	0-1	0-0	0-0	2	1	0	0	1	1	0	11
Sampson	3-5	0-0	0-1	3	3	6	0	0	0	1	21
Nolen	3-10	1-3	1-4	4	3	8	3	0	0	0	29
Westbrook	2-7	1-5	5-6	2	0	10	0	1	1	1	25
Carter	2-5	0-0	1-1	3	1	5	0	0	0	0	9
Busch	4-7	2-3	0-0	4	1	10	1	0	0	0	19
Joseph	0-3	0-3	0-0	0	2	0	0	2	0	0	11
Williams	0-0	0-0	0-0	1	1	0	0	1	0	0	2
Bostick	2-4	0-2	2-2	1	0	6	1	1	0	2	15
Hoffarber	0-4	0-4	0-0	4	0	0	2	3	0	1	26
Abu-Shamala	1-2	1-2	0-0	1	2	3	0	1	0	0	6
Team				4							
Totals	19-56	5-22	9-14	35	18	52	7	11	3	5	200
	FG%:	.339		3-PT%:	.227			FT%:	.643		

IOWA -- 49

Name	FG	3-PT	FT	RB	PF	TP	A	TO	BK	S	MN
Davis	2-6	1-4	1-2	8	3	6	1	3	0	1	35
Tate	1-1	0-0	0-0	1	1	2	0	0	0	1	8
Gatens	4-5	3-4	0-0	5	3	11	3	2	0	0	37
Peterson	4-10	2-5	6-6	4	1	16	1	8	0	0	37
Kelly	3-12	0-5	0-0	1	3	6	3	0	1	1	25
Tucker	0-1	0-1	2-2	0	0	2	0	0	0	0	6
Bawinkel	1-5	1-4	0-0	4	0	3	0	0	0	0	21
Brommer	0-1	0-0	0-0	0	1	0	0	1	1	0	12
Fuller	0-0	0-0	0-0	0	1	0	1	1	1	0	3
Cole	1-1	0-0	1-1	4	4	3	0	1	0	1	16
Team				4						1	
Totals	16-42	7-23	10-11	31	17	49	9	17	3	4	200
	FG%:	.381		3-PT%:	.304			FT%:	.909		

Score by Periods:

Minnesota	20	32	52
Iowa	26	23	49

Attendance: 9,663

2008-09 Game Summaries

(17) MICHIGAN 64, IOWA 49
January 11, 2009, Crisler Arena, Ann Arbor, MI

Michigan used a strong shooting performance in the first half and a solid defensive effort to defeat Iowa 64-49 in Ann Arbor. Iowa played without the services of senior forward Cyrus Tate, who missed the game due to an injury suffered in the previous loss to Minnesota.

The Wolverines shot 52% from the field in the opening half and held Iowa without a field goal for over seven minutes, building a 32-16 halftime advantage. Jake Kelly's basket with 9:44 left in the period left Iowa trailing by just five, 17-12, but the Hawkeyes did not make another field goal until a basket by Matt Gatens cut the deficit to 28-16 two minutes before the break.

Iowa cut the margin to 14 points on four occasions early in the second half before the Wolverines pulled away again, building the margin to as many as 28 points with seven minutes to play. A 14-3 Iowa scoring run cut the final margin to 15.

Iowa shot just 27.3% from the field in the first half before improving to 52.4% in the second half. Iowa hit 6-17 (35.3%) three-point attempts overall and made 9-10 (90%) free throws. Michigan shot 42.9% from the field and won the rebounding by a 31-29 margin. Iowa was guilty of 18 turnovers, as Michigan collected 12 steals and scored 16 points following Iowa miscues and 15 second chance points.

Gatens led Iowa with 11 points and eight rebounds. Jarryd Cole started for the first time this season and joined Anthony Tucker with eight points, while Jermain Davis added six rebounds and Jeff Peterson had four assists and two steals.

IOWA -- 49

Name	FG	3-PT	FT	RB	PF	TP	A	TO	BK	S	MN
Gatens	4-8	1-3	2-2	8	3	11	1	1	1	0	37
Davis	0-4	0-1	0-0	6	2	0	2	3	0	0	21
Cole	3-4	0-0	2-2	2	1	8	0	2	0	0	26
Peterson	1-3	0-1	2-2	3	0	4	4	5	0	2	34
Kelly	3-9	1-1	0-0	0	3	7	3	2	0	0	28
Bawinkel	1-5	1-4	0-0	1	1	3	0	2	0	0	12
Fuller	2-4	1-3	0-0	3	2	5	1	2	0	0	13
Tucker	3-5	2-3	0-0	1	0	8	0	0	0	1	11
Brommer	0-0	0-0	0-0	2	3	0	0	1	0	0	13
Palmer	0-1	0-1	3-4	1	0	3	0	0	0	0	5
Team				2							
Totals	17-43	6-17	9-10	29	15	49	11	18	1	3	200
	FG%: .395	3-PT%: .353	FT%: .900								

Michigan -- 64

Name	FG	3-PT	FT	RB	PF	TP	A	TO	BK	S	MN
Novak	1-6	1-5	2-2	5	3	5	3	0	0	1	33
Harris	6-12	2-4	4-5	8	2	18	5	4	0	4	33
Sims	8-15	0-1	0-1	4	1	16	0	1	0	2	27
Grady	3-6	2-4	0-0	0	0	8	4	0	0	1	28
Lucas-Perry	2-5	1-3	3-4	4	1	8	2	2	0	2	29
Douglass	1-3	0-2	0-0	3	0	2	1	1	0	0	12
Merritt	0-0	0-0	0-0	0	0	0	0	0	0	1	10
Gibson	1-5	0-1	0-0	1	2	2	0	1	0	0	11
Lee	1-3	0-1	0-0	3	0	2	1	0	0	1	11
Shepherd	0-0	0-0	0-0	1	0	0	0	0	0	0	2
Wright	0-0	0-0	0-0	0	0	0	0	0	0	0	2
Puls	1-1	1-1	0-0	0	1	3	0	0	0	0	2
Team				2				2			
Totals	24-56	7-22	9-12	31	10	64	16	11	0	12	200
	FG%: .429	3-PT%: .318	FT%: .750								

Score by Periods:

Iowa	16	33	49
Michigan	32	32	64

Attendance: 11,835

(18) PURDUE 75, IOWA 53
January 18, 2009, Mackey Arena, West Lafayette, IN

Purdue hit four consecutive three-point baskets in a span of less than two minutes, breaking open a close game on the way to a 75-53 win at West Lafayette. Iowa played its second straight game without senior forward Cyrus Tate, who suffered an ankle injury in the Jan. 8 loss to Minnesota.

The Hawkeyes trailed by seven, 35-28, at the 16:04 mark of the second half after David Palmer converted a pair of free throws. The Boilermakers took over from there, as four different players connected on a three-point basket as the Purdue lead expanded to 49-28 before Iowa scored again at the 13:34 mark.

Purdue shot 53.6% from the field in the second half, connecting on 7-9 (77.8%) three-point attempts and 9-10 free throws. Purdue shot 49% overall, including 10-15 (66.7%) three-pointers.

Iowa fell behind by six in the early going before scoring six straight to tie the game after six minutes. Iowa rallied again late in the first half, cutting a nine-point deficit to just four, 26-22. Purdue closed the half with a three-pointer at the buzzer for a 29-22 advantage at the break.

Purdue's aggressive defense forced 19 turnovers, which the Boilermakers turned into 17 points. Iowa shot just 25% (8-25) from the field in the opening half before improving to 36% for the game. Iowa made 9-20 (45%) three-point shots and hit just 57.1% (8-14) from the foul line.

Iowa was led by Palmer, who scored 19 points and added eight rebounds, both career highs for the junior forward. Palmer hit 7-14 field goals and 3-4 free throws while starting for the first time in his career. Freshman Matt Gatens added 11 points and five rebounds and Jeff Peterson contributed eight assists and two steals.

IOWA -- 53

Name	FG	3-PT	FT	RB	PF	TP	A	TO	BK	S	MN
Palmer	7-14	2-3	3-4	8	3	19	0	4	1	0	22
Fuller	1-3	1-3	1-2	2	3	4	0	0	1	0	15
Gatens	4-10	3-5	0-0	5	1	11	1	2	1	1	34
Peterson	2-6	0-1	1-2	2	2	5	8	5	0	2	33
Kelly	2-8	2-2	0-0	1	3	6	1	3	0	1	28
Tucker	1-7	1-5	2-4	5	0	5	2	1	0	0	24
Brommer	1-1	0-0	0-0	2	2	2	0	0	1	0	12
Bawinkel	0-1	0-1	0-0	0	1	0	0	0	0	0	14
Davis	0-0	0-0	1-2	0	1	1	1	2	0	0	10
Cole	0-0	0-0	0-0	1	2	0	0	0	0	0	4
Angle	0-0	0-0	0-0	0	0	0	0	1	0	0	4
Team				5				1			
Totals	18-50	9-20	8-14	31	18	53	13	19	4	4	200
	FG%: .360	3-PT%: .450	FT%: .571								

Purdue -- 75

Name	FG	3-PT	FT	RB	PF	TP	A	TO	BK	S	MN
Hummel	3-6	1-2	2-2	8	2	9	2	2	2	0	18
Grant	4-6	4-5	0-0	3	1	12	1	0	1	0	29
Jackson	1-2	1-1	0-0	1	3	3	6	2	0	3	23
Johnson	3-7	0-0	3-4	4	1	9	1	1	2	0	20
Moore	4-11	2-3	3-4	3	1	13	3	2	0	1	30
Kramer	1-4	0-0	4-4	3	2	6	4	1	1	1	23
Calasan	4-5	1-1	1-2	2	0	10	0	2	0	0	18
Green	4-7	1-2	0-0	5	2	9	1	2	0	2	23
Smith	0-1	0-1	2-2	0	0	2	1	0	0	1	6
Riddell	1-1	0-0	0-0	0	2	2	0	0	0	0	6
Wohlford	0-0	0-0	0-0	1	0	0	0	0	0	0	2
Reid	0-1	0-0	0-0	0	0	0	0	0	0	0	2
Team				1							
Totals	25-51	10-15	15-18	31	14	75	19	12	6	8	200
	FG%: .490	3-PT%: .667	FT%: .833								

Score by Periods:

Iowa	22	31	53
Purdue	29	46	75

Attendance: 14,123

2008-09 Game Summaries

(19) IOWA 73, WISCONSIN 69 (OT)
January 21, 2009, Carver-Hawkeye Arena, Iowa City, IA

Iowa controlled the action in overtime and defeated Wisconsin 73-69 in Iowa City. The Hawkeyes outscored the visitors 13-9 in the extra session after the Badgers had tied the score with a long three-point basket at the buzzer.

Jeff Peterson gave Iowa the advantage with the first basket in overtime. He later broke the final tie of the game with a three-point basket with 1:42 to play. Peterson earned an assist on a three-point basket by Devan Bawinkel with 1:01 to play, giving Iowa a 70-64 advantage. Peterson added one free throw and Matt Gatens hit a pair of free shots with seven seconds remaining to secure the win.

The teams traded baskets in the first half, with Iowa leading 20-18 on a David Palmer basket with 7:24 remaining. Iowa did not score again as the Badgers built a 24-20 advantage at the break.

Peterson connected on two free throws with 15:32 to play to give Iowa a 28-26 advantage, but Wisconsin used a 9-0 run to take a 35-28 lead with 12 minutes remaining.

Iowa battled back to a 37-37 tie and finally regained the lead on two Peterson free throws with 2:38 to play. Iowa twice led by five points, the last at 58-53 with 26 seconds left. Peterson added one of two free shots with seven seconds left in regulation for a 60-57 advantage before Wisconsin's Jordan Taylor connected from long range to force the overtime.

Iowa shot 46.5% from the field, including hitting all three of its field goals and 5-6 free throws in the overtime. The Hawkeyes added 74.3% from the free throw line. Iowa also had just nine turnovers, while Wisconsin held a 32-28 rebounding advantage.

Palmer led Iowa for the second straight game, collecting a career-high 21 points (8-12 FG's) and seven rebounds. Peterson added 16 points and seven assists and Gatens had 14 points and five rebounds. Jake Kelly added 12 points, all in the final 15 minutes of play.

WISCONSIN -- 69

Name	FG	3-PT	FT	RB	PF	TP	A	TO	BK	S	MN
Landry	6-13	1-3	0-1	8	3	13	0	1	0	0	38
Gullikson	2-3	0-0	0-0	2	2	4	2	1	0	0	21
Hughes	4-10	1-5	1-2	2	2	10	0	3	0	0	25
Bohannon	2-9	1-6	6-6	0	1	11	2	1	0	0	40
Krabbenhoft	5-6	0-0	1-1	7	5	11	1	0	0	0	33
Taylor	4-8	2-3	0-0	0	4	10	3	0	0	2	20
Jarmusz	0-1	0-1	0-0	1	1	0	0	0	0	0	8
Leuer	2-6	0-3	0-0	4	5	4	1	2	0	1	25
Wilson	0-0	0-0	0-0	0	0	0	0	1	0	1	5
Nankivil	3-3	0-0	0-0	3	2	6	0	0	0	0	10
Team				5				1			
Totals	28-59	5-21	8-10	32	25	69	9	10	0	4	225
	FG%: .475			3-PT%: .238				FT%: .800			

IOWA -- 73

Name	FG	3-PT	FT	RB	PF	TP	A	TO	BK	S	MN
Palmer	8-12	2-4	3-5	7	1	21	0	3	0	1	33
Fuller	2-6	1-4	0-0	2	3	5	0	0	1	2	33
Gatens	2-7	1-5	9-12	5	3	14	0	0	1	0	44
Peterson	3-8	1-2	9-12	5	3	16	7	3	0	1	40
Kelly	3-6	1-3	5-6	3	5	12	3	2	0	1	35
Bawinkel	1-2	1-2	0-0	1	1	3	2	1	0	0	22
Brommer	1-1	0-0	0-0	1	1	2	0	0	0	0	2
Davis	0-1	0-1	0-0	2	0	0	0	0	0	0	6
Cole	0-0	0-0	0-0	0	1	0	0	0	0	0	10
Team				2							
Totals	20-43	7-21	26-35	28	18	73	12	9	2	5	225
	FG%: .465			3-PT%: .333				FT%: .743			

Score by Periods:

Wisconsin	24	36	9	69
Iowa	20	40	13	73

Attendance: 10,239

(20) PENN STATE 63, IOWA 59
January 24, 2009, Bryce Jordan Center, State College, PA

Penn State rallied in the closing minutes for a 63-59 win over Iowa at State College. The Hawkeyes scored the first points of the game and led until just 2:14 remained when Penn State took its first lead, 60-59, on a three-point basket by Talor Battle. That basket was part of a Penn State scoring run that saw the Nittany Lions rally from a 54-41 deficit with eight minutes remaining. Iowa held that same margin with 5:51 to play when Jake Kelly was called for a foul on a three-point shot by Penn State, and the three free throws by Battle changed the momentum of the game.

Iowa held a 59-55 lead on a free throw by Jeff Peterson with 3:07, but that was Iowa's final point, and, the last foul committed by the Nittany Lions. Penn State increased its lead to 61-59 on two free throws following an Iowa turnover. Iowa had chances to tie the score in the final minute, but three-point attempts by Matt Gatens and David Palmer were off the mark and a final three-point attempt by Peterson was blocked. Penn State added one free throw with four seconds remaining to secure the win.

Iowa controlled the action throughout the first half, leading by as many as 12 points. A basket by Jake Kelly just before the buzzer gave Iowa a 29-22 advantage at the break.

Iowa increased its margin to 14 points on a jumper by Peterson with 12:35 to play. Penn State's rally was led by a 9-0 scoring run that was stopped by an Aaron Fuller lay-up at the 4:17 mark.

Iowa shot 47.8% from the field and 93.8% (15-16) from the foul line, but made just 4-17 (23.5%) three-point attempts. The four treys marked a season low through 20 games. Iowa also held a 28-27 rebounding advantage.

Kelly led Iowa in scoring with 19 points, matching his career scoring high. Fuller added a career-best 16 points and Peterson and Gatens each added nine. Palmer led Iowa with eight rebounds.

IOWA -- 59

Name	FG	3-PT	FT	RB	PF	TP	A	TO	BK	S	MN
Palmer	2-5	0-1	2-2	8	4	6	0	1	1	0	28
Fuller	6-11	2-5	2-2	4	1	16	0	3	0	1	36
Gatens	2-5	1-3	4-4	5	4	9	3	0	0	1	30
Peterson	3-10	0-3	3-4	1	4	9	3	2	0	1	34
Kelly	7-10	1-3	4-4	1	4	19	2	4	0	0	36
Bawinkel	0-0	0-0	0-0	0	0	0	0	0	0	0	12
Davis	0-3	0-2	0-0	2	1	0	1	1	0	0	12
Cole	0-0	0-0	0-0	2	3	0	0	1	0	2	12
Team				5				1			
Totals	20-44	4-17	15-16	28	21	59	9	13	1	5	200
	FG%: .455			3-PT%: .235				FT%: .938			

PENN STATE -- 63

Name	FG	3-PT	FT	RB	PF	TP	A	TO	BK	S	MN
Cornley	11-17	1-2	1-3	6	2	24	2	2	0	1	40
Brooks	1-2	1-2	0-0	4	4	3	0	2	0	0	22
Jones	1-2	0-0	0-1	0	0	2	0	0	0	0	17
Pringle	3-8	2-6	3-4	4	3	11	2	4	1	3	35
Battle	4-12	3-10	9-11	6	3	20	6	1	0	3	38
Babb	0-0	0-0	0-0	1	2	0	0	0	0	0	3
Jackson	0-0	0-0	0-0	3	1	0	0	1	1	1	18
Morrissey	1-6	1-5	0-1	0	1	3	5	0	0	0	25
Ott	0-0	0-0	0-0	0	0	0	0	0	0	0	2
Team				3							
Totals	21-47	8-25	13-20	27	16	63	15	10	2	8	200
	FG%: .447			3-PT%: .320				FT%: .650			

Score by Periods:

Iowa	29	30	59
Penn State	22	41	63

Attendance: 12,210

2008-09 Game Summaries

(21) MICHIGAN STATE 71, IOWA 56
 January 29, 2009, Carver-Hawkeye Arena, Iowa City, IA

Michigan State scored the first eight points and never trailed in taking a 71-56 win in Iowa City. Iowa trailed by nine in the early going before back-to-back three-point baskets by Matt Gatens closed the deficit to 13-8. The Spartans led by six at the midway point in the half before pulling away to a 38-25 halftime advantage. MSU shot 50% from the field in the first half, compared to 40% for Iowa.

Michigan State started the second half with a 12-2 scoring run to open its biggest advantage of the game, 50-28 with 15 minutes remaining. Iowa kept battling, eventually closing the gap to nine points, 61-52, with six minutes remaining following a three-point basket by Jermain Davis. The Spartans responded with five straight points to seal the win.

Iowa shot just 42.3% from the field, including 30.8% (8-26) from three-point range. The Hawkeyes also shot just 44.4% (4-9) from the foul line, their lowest percentage of the season. Michigan State ended the game shooting 51.9% from the field, including 55.6% (5-9) from three-point range. The Spartans also held a 35-28 rebounding advantage, scored 14 fast break points and held a 28-22 scoring advantage in the paint.

Jeff Peterson led Iowa with 14 points and five assists. Matt Gatens added 13 points, four rebounds and three steals. Iowa's reserves scored 22 points, with Jarryd Cole scoring a season-high 10 points and Davis adding nine. Cole led Iowa with eight rebounds and Aaron Fuller had five.

MICHIGAN STATE -- 71

Name	FG	3-PT	FT	RB	PF	TP	A	TO	BK	S	MN
Roe	0-3	0-0	1-2	10	2	1	0	3	0	0	20
Suton	3-7	0-0	0-0	11	1	6	3	1	0	2	29
Lucas	9-13	1-2	5-7	1	0	24	4	2	1	2	33
Walton	3-6	0-0	1-2	1	1	7	4	0	0	2	34
Summers	7-9	2-3	5-7	2	1	21	0	3	2	0	30
Ibok	0-1	0-0	0-0	0	0	0	0	0	0	0	2
Morgan	1-3	0-0	0-0	2	0	2	0	2	0	0	8
Allen	2-6	2-3	0-0	0	4	6	0	2	0	0	13
Dahlman	0-0	0-0	0-0	1	0	0	0	0	0	0	1
Green	2-2	0-0	0-2	2	1	4	1	0	0	0	9
Crandell	0-0	0-0	0-0	0	0	0	0	0	0	0	1
Lucious	0-2	0-1	0-0	1	3	0	2	0	0	0	12
Herzog	0-0	0-0	0-0	0	0	0	0	0	0	0	1
Gray	0-0	0-0	0-0	1	1	0	0	0	0	0	7
Team				3							
Totals	27-52	5-9	12-20	35	14	71	14	13	3	6	200
	FG%:	.519		3-PT%:	.556		FT%:	.600			

IOWA -- 56

Name	FG	3-PT	FT	RB	PF	TP	A	TO	BK	S	MN
Palmer	0-3	0-1	1-2	0	2	1	0	0	2	0	14
Fuller	0-5	0-3	0-2	5	2	0	1	1	0	0	16
Gatens	4-13	3-8	2-2	4	2	13	2	2	0	3	39
Peterson	6-11	2-4	0-1	2	1	14	5	3	0	0	39
Kelly	3-6	0-2	0-0	3	5	6	2	5	0	1	38
Bawinkel	1-4	1-4	0-0	1	0	3	1	0	0	0	13
Brommer	0-0	0-0	0-0	0	0	0	0	0	0	0	1
Davis	3-5	2-4	1-2	4	3	9	0	0	0	0	14
Cole	5-5	0-0	0-0	8	3	10	1	2	2	0	26
Team				1				1			
Totals	22-52	8-26	4-9	28	18	56	12	14	4	4	200
	FG%:	.423		3-PT%:	.308		FT%:	.444			

Score by Periods:

Michigan State	38	33	71
Iowa	25	31	56

Attendance: 13,640

(22) ILLINOIS 62, IOWA 54
 February 1, 2009, Assembly Hall, Champaign, IL

Illinois used a hot shooting second half and solid free throw shooting in the final minutes to rally for a 62-54 win over Iowa in Champaign.

Iowa outscored the Illini 10-3 over the final nine minutes of the first half to take a 25-22 halftime advantage, as Illinois shot just 35.7% in the first half and made just 1-7 three-point attempts. Illinois made 9-10 field goals to open the second half and gain the advantage, but Iowa trailed by just one, 46-45, with 8:46 remaining after a David Palmer free throw. Illinois built the lead back to seven on four occasions before a three-point basket by Jeff Peterson closed the gap to 58-54 with 20 seconds remaining.

Illinois made all eight of its free throw attempts in the final minute to secure the win. Both teams shot 75% from the free throw line, with Illinois hitting 12-16 and Iowa 3-4. The Illini ended the contest shooting 47.9% and held a 35-22 rebounding advantage. The Illini had a 10-5 advantage in points off turnovers.

Iowa shot 41.2% for the game, including 33.3% (9-27) from three-point range. The Hawkeyes collected 14 assists on 21 field goals and had just 11 turnovers.

Peterson led Iowa with 12 points and six assists and the sophomore point guard played 36 minutes with no turnovers. Matt Gatens and Jarryd Cole each added 10 points, as Cole made all five of his field goal attempts for the second straight game. Jermain Davis led Iowa with six rebounds. Senior forward Cyrus Tate missed his sixth straight game with an ankle injury.

IOWA -- 54

Name	FG	3-PT	FT	RB	PF	TP	A	TO	BK	S	MN
Fuller	1-3	1-3	0-0	3	1	3	0	2	0	0	18
Palmer	3-5	1-2	1-2	3	2	8	0	0	1	0	19
Gatens	3-8	2-6	2-2	2	4	10	2	1	0	0	40
Peterson	5-13	2-6	0-0	1	1	12	6	0	0	1	36
Kelly	3-10	2-5	0-0	3	3	8	1	5	0	0	33
Bawinkel	0-2	0-2	0-0	0	1	0	1	0	0	0	7
Davis	1-5	1-3	0-0	6	2	3	3	1	0	0	26
Cole	5-5	0-0	0-0	1	4	10	1	2	1	0	21
Team				3							
Totals	21-51	9-27	3-4	22	18	54	14	11	2	1	200
	FG%:	.412		3-PT%:	.333		FT%:	.750			

ILLINOIS -- 62

Name	FG	3-PT	FT	RB	PF	TP	A	TO	BK	S	MN
Davis	2-7	0-0	2-2	10	2	6	3	1	0	1	30
Tisdale	7-8	0-0	4-4	3	1	18	1	2	1	1	24
Meacham	0-2	0-2	4-4	1	2	4	2	1	0	1	33
Frazier	2-4	1-2	0-0	5	1	5	5	1	1	1	36
McCamey	3-9	2-7	1-4	4	1	9	7	0	1	2	33
Jordan	0-0	0-0	0-1	1	0	0	0	0	0	0	4
Kelly	5-8	1-1	1-1	2	1	12	0	1	1	0	17
Brock	4-9	0-0	0-0	8	3	8	0	3	0	0	18
Legion	0-1	0-1	0-0	0	0	0	0	1	0	0	5
Team				1							
Totals	23-48	4-13	12-16	35	11	62	18	10	4	6	200
	FG%:	.479		3-PT%:	.308		FT%:	.750			

Score by Periods:

Iowa	25	29	54
Illinois	22	40	62

Attendance: 16,618

2008-09 Game Summaries

(23) INDIANA 68, IOWA 60

February 4, 2009, Assembly Hall, Bloomington, IN

Indiana held off a late rally by the Hawkeyes in taking a 68-60 win over Iowa in Bloomington to earn a season split.

The Hoosiers led by 20 points, 49-29, at the 11:58 mark before Iowa rallied. The Hawkeyes closed to within nine with 7:33 to play before two Indiana baskets pushed the margin back to 13. Aaron Fuller and Devan Bawinkel connected on back-to-back three-point shots to narrow the deficit to six points with 2:40 left. Jarryd Cole added two free throws to make it a three point game and a lay-up by Jeff Peterson left Iowa trailing 63-60 with 44 seconds left.

Indiana added one free throw with 36 ticks left on the clock before two turnovers in the final seconds spoiled Iowa's final chances. Iowa was guilty of 14 turnovers and the Hoosiers turned those mistakes into 20 points.

There were eight lead changes in the early going, with a jumper by Peterson giving Iowa its last lead at 16-15 with 7:41 left in the first half. Indiana used an 18-4 scoring run to end the half with a 33-20 advantage.

Iowa shot 41.7% from the field, including 30% from three-point range, after making just 1-8 three-point attempts in the first half. Iowa shot 41.7% from three-point range in the second half and connected on 11-13 (84.6%) free throws. The Hoosiers shot 48.9% overall, including 50% in the second half and 53.8% from three-point range for the night.

Freshman Matt Gatens led Iowa with 22 points, matching his career high. Gatens scored 21 of his points in the second half and added four rebounds. Peterson added 12 points, five rebounds and five assists. Cole led Iowa with six rebounds as the Hawkeyes held a 32-30 advantage on the glass.

IOWA -- 60

Name	FG	3-PT	FT	RB	PF	TP	A	TO	BK	S	MN
Cole	2-5	0-0	3-6	6	3	7	0	2	1	0	29
Gatens	7-15	3-9	5-6	4	4	22	0	1	1	0	39
Davis	3-6	0-2	2-2	4	4	8	0	0	0	0	29
Peterson	4-8	1-2	3-5	5	4	12	5	6	1	2	39
Kelly	1-3	0-0	0-0	2	4	2	5	3	0	1	23
Palmer	0-1	0-0	1-2	1	1	1	0	0	0	0	5
Bawinkel	1-4	1-3	0-0	3	2	3	0	1	0	1	22
Brommer	0-1	0-0	0-0	2	0	0	0	1	1	0	4
Fuller	2-5	1-4	0-0	0	2	5	0	0	0	0	10
Team				5							
Totals	20-48	6-20	14-21	32	24	60	10	14	4	4	200
	FG%:	.417		3-PT%:	.300			FT%:	.667		

INDIANA -- 68

Name	FG	3-PT	FT	RB	PF	TP	A	TO	BK	S	MN
Pritchard	1-2	0-0	0-0	2	5	2	1	2	1	0	14
Taber	3-6	0-0	1-3	8	2	7	1	1	2	1	37
Jones	1-5	0-0	2-6	1	3	4	6	3	0	0	33
Williams	4-9	0-0	6-6	9	1	14	1	1	1	2	36
Dumes	8-9	5-5	6-8	4	2	27	2	2	0	2	35
Roth	2-7	1-6	0-1	0	3	5	0	1	0	0	22
Moore	0-1	0-0	0-1	1	1	0	2	0	0	1	8
Story	4-8	1-2	0-0	4	3	9	0	1	0	0	15
Team				1							
Totals	23-47	7-13	15-25	30	20	68	13	11	4	6	200
	FG%:	.489		3-PT%:	.538			FT%:	.600		

Score by Periods:

Iowa	20	40	60
Indiana	33	35	68

Attendance: 14,247

(24) IOWA 56, NORTHWESTERN 51

February 7, 2009, Carver-Hawkeye Arena, Iowa City, IA

Devan Bawinkel connected on a three-point basket from the corner with 1:05 to play to give Iowa a 48-46 advantage and the Hawkeyes went on to a 56-51 win over Northwestern at Iowa City. Jeff Peterson came up with a steal after Bawinkel's basket and the Hawkeyes made all 10 of their free throw attempts in the final 3:08 to snap a four-game losing streak.

Northwestern's zone defense forced the Hawkeyes into 30 three-point field goal attempts, matching a season high. Iowa made 14 treys and connected on just 2-10 field goal attempts from two-point range. Iowa did not make its first two point basket until just 14:55 remained in the game. The Hawkeyes connected on 16-18 (88.9%) free throw attempts, including 13-14 in the second half.

Iowa built an early 18-7 advantage by hitting 6-10 three-point shots, but Northwestern got back in the game and trailed just 24-21 at halftime. Iowa led throughout most of the second half before Northwestern converted a three-point play at the 1:29 mark for a 46-45 advantage. Bawinkel answered with his third trey of the game and Iowa led the rest of the way. Matt Gatens added four straight free throws before Peterson concluded the scoring with two free throws with five seconds to play.

Iowa held the Wildcats to 37.5% shooting overall, including just 26.9% (7-26) from three-point range.

Iowa was aided by the return of senior forward Cyrus Tate, who had missed the previous seven games due to an ankle injury. Tate contributed five rebounds and two points in 13 minutes.

Peterson led Iowa with 16 points, five assists, four steals and four rebounds in 40 minutes. Gatens battled through foul problems to add 13 points. Jake Kelly had eight points and a career-high six rebounds and Jarryd Cole added a game-high seven rebounds.

NORTHWESTERN -- 51

Name	FG	3-PT	FT	RB	PF	TP	A	TO	BK	S	MN
Shurna	2-5	0-3	0-0	3	1	4	0	0	0	1	18
Coble	4-8	0-3	0-1	3	0	8	0	3	0	1	26
Rowley	0-3	0-0	1-2	2	3	1	0	1	1	0	12
Moore	6-18	6-18	2-2	2	1	20	1	1	0	2	37
Thompson	0-3	0-1	0-0	3	5	0	3	4	0	1	34
Capocci	0-0	0-0	0-0	0	0	0	0	0	0	0	2
Ryan	0-1	0-0	4-4	2	2	4	4	0	0	3	18
Mirkovic	4-4	0-0	1-1	6	2	9	0	0	1	1	22
Fruendt	0-1	0-0	0-0	0	0	0	0	0	0	0	1
Nash	2-4	1-1	0-0	2	5	5	0	0	0	0	20
Curletti	0-1	0-0	0-0	0	2	0	0	2	0	0	7
Williams	0-0	0-0	0-0	1	0	0	1	0	0	0	4
Team				2							
Totals	18-48	7-26	8-10	26	21	51	9	11	3	9	200
	FG%:	.375		3-PT%:	.269			FT%:	.800		

IOWA -- 56

Name	FG	3-PT	FT	RB	PF	TP	A	TO	BK	S	MN
Gatens	3-6	3-6	4-4	2	4	13	0	2	0	1	25
Tate	0-1	0-0	2-2	5	1	2	0	0	0	0	13
Bawinkel	3-10	3-9	0-0	3	0	9	1	1	0	0	33
Peterson	3-10	3-6	7-8	4	2	16	5	6	0	4	40
Kelly	2-8	2-7	2-2	6	3	8	3	2	0	1	40
Davis	2-3	1-2	1-1	1	1	6	3	1	0	0	18
Fuller	0-0	0-0	0-0	2	0	0	0	3	0	0	4
Cole	1-2	0-0	0-1	7	2	2	0	2	1	0	27
Team				3							
Totals	14-40	12-30	16-18	33	13	56	12	17	1	6	200
	FG%:	.350		3-PT%:	.400			FT%:	.889		

Score by Periods:

Northwestern	21	30	51
Iowa	24	32	56

Attendance: 12,555

2008-09 Game Summaries

(25) WISCONSIN 69, IOWA 52
February 11, 2009, Kohl Center, Madison, WI

Wisconsin scored seven points in the last 23 seconds of the first half to take a 36-24 halftime advantage and the Badgers went on to a 69-52 win over Iowa in Madison.

Iowa trailed by just five, 24-29, in the final minute of the half when the Badgers got a steal and a lay-up. Wisconsin added two free throws following a technical foul and closed the half with a three-point shot just before the buzzer. The last 23 seconds erased an Iowa rally that saw the Hawkeyes cut a 27-17 deficit to three points, 27-24, with two minutes remaining in the half. Iowa was guilty of 10 turnovers in the first half, which Wisconsin turned into 22 points.

Wisconsin used an 8-3 scoring advantage in the opening four minutes of the second half to increase its advantage to 44-27. Iowa cut the deficit to 12 points with eight minutes to play, but could get no closer.

Wisconsin shot 53.1% from the field in reversing an overtime loss to the Hawkeyes in Iowa City. The Badgers added 7-12 (58.3%) three-point shots and held a 27-21 rebounding advantage. Iowa ended the contest with 14 turnovers, as Wisconsin held a 29-8 margin in points off turnovers and an 18-6 advantage in second chance points. The Hawkeyes shot 50% from the field.

Jake Kelly led Iowa with 17 points, hitting 7-9 field goal attempts. Jeff Peterson added 10 points before leaving the game midway through the second half with an injury. Jarryd Cole led Iowa with eight rebounds.

IOWA -- 52

Name	FG	3-PT	FT	RB	PF	TP	A	TO	BK	S	MN
Gatens	2-7	0-2	2-2	1	2	6	0	3	0	1	29
Cole	2-3	0-0	1-2	8	3	5	0	1	0	1	26
Bawinkel	2-5	1-4	0-0	1	2	5	0	1	0	0	35
Peterson	2-7	1-2	3-4	1	0	10	2	1	0	1	29
Kelly	7-9	1-2	1-3	4	2	17	2	5	0	1	36
Palmer	1-1	1-1	0-2	0	4	3	0	0	0	0	16
Brommer	0-0	0-0	0-0	0	0	0	0	0	0	0	1
Davis	1-3	0-1	1-1	2	2	3	0	2	0	1	17
Fuller	1-3	1-3	0-0	2	1	3	0	1	0	0	11
Team				2							
Totals	19-38	6-16	8-14	21	16	52	4	13	0	5	200
	FG%:	.500		3-PT%:		.375		FT%:		.571	

WISCONSIN -- 69

Name	FG	3-PT	FT	RB	PF	TP	A	TO	BK	S	MN
Landry	3-9	1-2	2-3	2	3	9	2	1	1	0	27
Leuer	2-5	0-0	1-2	8	1	5	0	0	0	2	28
Krabbenhoft	7-10	0-1	2-3	6	2	16	3	2	2	2	34
Hughes	6-12	1-2	1-2	2	2	14	6	1	0	2	34
Bohannon	5-8	3-4	2-2	5	1	15	2	0	0	0	36
Smith	0-0	0-0	0-0	0	1	0	0	0	0	0	1
Taylor	0-1	0-0	0-0	0	3	0	1	0	0	0	6
Valenryn	0-0	0-0	0-0	0	0	0	0	0	0	0	1
Cain	0-0	0-0	0-0	0	0	0	0	0	0	0	1
Jarmusz	1-2	1-2	2-2	1	0	5	0	0	0	0	12
Wilson	0-0	0-0	0-0	0	0	0	0	1	0	0	3
Gullikson	0-0	0-0	0-0	1	1	0	0	0	0	0	7
Gavinski	0-0	0-0	0-0	0	0	0	0	0	0	0	1
Nankivil	2-2	1-2	0-0	0	1	50	1	1	0	0	9
Team				2							
Totals	26-49	7-12	10-14	27	15	69	14	6	3	6	200
	FG%:	.531		3-PT%:		.583		FT%:		.714	

Score by Periods:

Iowa	24	28	52
Northwestern	36	33	69

Attendance: 17,230

(26) PURDUE 49, IOWA 45
February 14, 2009, Carver-Hawkeye Arena, Iowa City, IA

Iowa led 41-39 with 6:54 to play before No. 20/23 Purdue used a 10-4 scoring run to close the game to earn a 49-45 win over the Hawkeyes at Iowa City. Iowa played without both Cyrus Tate and Jeff Peterson, who missed the game with injuries.

The game was tied for the sixth and final time at 41 when Keaton Grant gave Purdue a 44-41 lead with 5:16 to play. Aaron Fuller scored after an offensive rebound to cut the deficit to one at the 4:38 mark. Neither team was able to score until 1:24 remained, when a basket by JaJuan Johnson gave Purdue a 46-43 advantage.

Iowa was unable to score on its next possession and needed a stop after a Purdue rebound. The Hawkeyes forced a missed shot, but Purdue got the offensive rebound with 17 seconds to play and Grant hit one of two free throws. Jake Kelly scored for Iowa with four seconds remaining before Purdue added two free throws for the final four point margin. Purdue made 3-4 free throws in the final minute and did not commit a foul in the last 7:26 of play.

Purdue led by as many as nine in the opening half before Iowa closed the gap to three. The Boilermakers led 25-20 at intermission after shooting 55.6% from the field. Iowa's defense improved in the second half, as Purdue shot just 40% and made just 1-9 three-point attempts. The Boilermakers were held under 50 points for just the second time in 25 games.

Iowa shot 36.2% from the field, but connected on just 2-19 three-point attempts, including missing all nine attempts in the second half. Iowa added 9-11 free throws and was guilty of just eight turnovers, a season low in Big Ten games.

Kelly led Iowa with 19 points, matching his career high. Jarryd Cole added a season-best 13 points and Kelly and Cole each collected five rebounds.

PURDUE -- 49

Name	FG	3-PT	FT	RB	PF	TP	A	TO	BK	S	MN
Johnson	5-6	0-0	3-4	0	1	13	1	2	3	0	27
Kramer	1-3	0-1	0-1	6	3	2	2	1	0	1	31
Grant	2-6	2-5	1-2	3	3	7	2	2	0	0	32
Jackson	2-2	0-0	0-0	1	3	4	1	3	0	0	18
Moore	7-14	0-2	2-2	10	2	16	3	1	0	1	38
Hummel	1-7	0-5	0-2	4	0	2	1	0	2	0	24
Riddell	1-1	0-0	0-0	1	2	2	0	1	0	0	10
Green	1-1	1-1	0-0	1	0	3	0	0	0	0	8
Calasan	0-3	0-2	0-0	3	2	0	0	0	0	0	12
Team				1							
Totals	20-43	3-16	6-11	30	16	49	10	10	5	2	200
	FG%:	.465		3-PT%:		.188		FT%:		.545	

IOWA -- 45

Name	FG	3-PT	FT	RB	PF	TP	A	TO	BK	S	MN
Gatens	2-13	0-4	0-0	1	3	4	2	1	0	1	40
Cole	4-5	0-0	5-6	5	2	13	0	1	0	1	32
Bawinkel	0-5	0-5	0-0	4	0	0	1	0	0	0	36
Davis	1-4	0-2	0-1	3	2	2	1	3	0	1	30
Kelly	8-17	1-6	2-2	5	2	19	1	2	1	0	38
Palmer	0-1	0-1	2-2	2	1	2	0	1	1	0	8
Fuller	2-2	1-1	0-0	3	2	5	0	0	0	0	16
Team				5							
Totals	17-47	2-19	9-11	28	12	45	5	8	2	3	200
	FG%:	.362		3-PT%:		.105		FT%:		.818	

Score by Periods:

Purdue	25	24	49
Iowa	20	25	45

Attendance: 14,665

2008-09 Game Summaries

(27) IOWA 70, MICHIGAN 60 (OT)

February 22, 2009, Carver-Hawkeye Arena, Iowa City, IA

Sporting new gold uniforms, Iowa rallied from a four-point deficit in the final minute to force overtime before securing a 70-60 win over Michigan. With three starters out of action due to injuries, four Hawkeyes played the entire 45 minutes. All five Iowa starters scored at least seven points and all five grabbed at least six rebounds. Iowa wore gold uniforms for the first time under Coach Todd Lickliter.

Iowa trailed 56-52 with 47 seconds to play when Matt Gatens connected on two free throws to cut the deficit in half. Gatens was then fouled on a rebound following a Michigan miss and his two free shots tied the game with 25 seconds remaining. The Wolverines missed a long three-point attempt at the buzzer.

Iowa dominated play in the overtime, scoring the first nine points. Michigan missed its first nine field goal attempts in the extra period and scored just two free throws before its only field goal came with 26 seconds remaining. Jake Kelly scored Iowa's first basket, then added a three-pointer and a lay-up after Gatens had given Iowa a four-point lead. Kelly sealed Iowa's second overtime win of the season with two final free throws.

Iowa had led by as many as 12 points (20-8) in the first half before Michigan scored 14 straight points for a 22-20 advantage. The Wolverines led 29-28 at intermission as Iowa won its third game of the season after trailing at halftime.

Kelly led Iowa with career-bests in points (23), assists (9), rebounds (8) and minutes (45). For his play, which included a standout defensive effort, Kelly was recognized as the Big Ten Conference Player of the Week.

Gatens added 16 points and six rebounds, Devan Bawinkel has 12 points and a career-high nine rebounds and Jarryd Cole had 10 points and seven rebounds. Iowa shot 47.1% from the field, 39.1% from three-point range and 72.2% from the free throw line. Iowa held a 40-33 rebounding advantage and had just 10 turnovers.

MICHIGAN -- 60

Name	FG	3-PT	FT	RB	PF	TP	A	TO	BK	S	MN
Sims	5-14	1-3	2-3	8	4	13	0	1	1	0	41
Novak	4-11	3-8	0-0	5	1	11	1	1	0	0	41
Douglass	4-9	4-9	2-2	1	0	14	2	0	0	0	31
Lee	0-5	0-3	0-0	5	3	0	5	1	0	0	36
Harris	3-13	1-3	2-2	7	1	9	6	3	0	0	38
Merritt	2-3	2-3	0-0	1	1	6	2	0	0	1	14
Shepherd	0-0	0-0	0-0	0	1	0	1	0	0	0	3
Lucas-Perry	2-7	1-5	2-2	2	2	7	1	0	0	1	17
Gibson	0-0	0-0	0-0	0	3	0	0	2	1	0	4
Team				4							
Totals	20-62	12-34	8-9	33	16	60	18	8	2	2	225
	FG%:	.323		3-PT%:	.353		FT%:	.889			

IOWA -- 70

Name	FG	3-PT	FT	RB	PF	TP	A	TO	BK	S	MN
Fuller	3-9	1-4	0-2	6	1	7	1	1	1	0	45
Cole	5-6	0-0	0-1	7	1	10	1	3	0	0	38
Gatens	4-10	1-4	7-9	6	2	16	3	3	2	0	45
Bawinkel	4-8	4-8	0-0	9	3	12	0	0	0	1	45
Kelly	8-17	3-6	4-4	8	1	23	9	2	0	2	45
Palmer	0-1	0-1	0-0	0	0	0	0	0	0	0	3
Tate	0-0	0-0	2-2	1	12	0	1	0	0	4	4
Team				3							
Totals	24-51	9-23	13-18	40	9	70	14	10	3	3	225
	FG%:	.471		3-PT%:	.391		FT%:	.722			

Score by Periods:

Michigan	29	27	4	60
Iowa	28	28	14	70

Attendance: 14,642