



# IOWA HAWKEYE BASKETBALL

3 Final Fours  
8 Big Ten Championships  
2 Big Ten Tournament Titles

## FINAL GAME NOTES

April 8, 2011

### 2010-11 Schedule/Results 11-20 Overall, 4-14 Big Ten

11/14	South Dakota State	L, 69-79
11/16	Louisiana Monroe	W, 68-40
11/19	vs. Xavier #	L, 73-86
11/20	vs. Alabama #	W, 55-47
11/22	vs. Long Beach State #	L, 72-78
11/26	SIU-Edwardsville	W, 111-50
11/30	at Wake Forest \$	L, 73-76
12/4	Idaho State	W, 70-53
12/7	Northern Iowa	W, 51-39
12/10	Iowa State +	L, 72-75
12/18	at Drake	W, 59-52
12/21	Louisiana Tech	W, 77-58
12/29	#23 Illinois	L, 77-87
1/4	#2 Ohio State	L, 68-73
1/9	at #10 Purdue	L, 52-75
1/12	Northwestern	L, 71-90
1/16	at #25 Minnesota	L, 59-69
1/19	at #1 Ohio State	L, 48-70
1/23	Indiana	W, 91-77
1/26	at Penn State	L, 51-65
1/30	at Michigan	L, 73-87
2/2	Michigan State	W, 72-52
2/5	at Indiana	W, 64-63
2/9	#13 Wisconsin	L, 59-62 (OT)
2/13	#25 Minnesota	L, 45-62
2/17	at Northwestern	L, 70-73
2/19	Michigan	L, 72-75 (OT)
2/26	at Illinois	L, 68-81
3/2	at Michigan State	L, 66-85
3/5	#6 Purdue	W, 67-65
3/10	vs. Michigan State *	L, 61-66

all times listed are central

# -- Paradise Jam - St. Thomas, US Virgin Islands

\$ -- Big Ten/ACC Challenge

+ -- Hy-Vee Cy-Hawk Series

\* -- Big Ten Tournament, Indianapolis, Ind.

### Pronunciation Guide

Kirk Speraw.....	SPEAR-awe
Melsahn Basabe .....	Bah-SAAB-ee
Andrew Brommer.....	BRAU-mur
T.J. Sayre .....	SAY-ir
Jordan Stoermer.....	STIR-mur

SID Contact: Matthew Weitzel

E-Mail: matthew-weitzel@hawkeyesports.com

Office: (319) 335-6590

Cell: (319) 430-8176

### HAWKEYES CONCLUDE FIRST SEASON UNDER COACH FRAN McCAFFERY

Iowa ended its 2010-11 season with an 11-20 record and a 4-14 mark in conference play.

Freshman Melsahn Basabe, junior Bryce Cartwright and senior Jarryd Cole earned all-Big Ten recognition. Basabe was named to the coaches' all-freshman team and earned honorable mention all-conference laurels from both the media and coaches. Cartwright was tabbed honorable mention all-Big Ten by the media voters, while Cole earned the team's Big Ten Sportsmanship Award for the second consecutive season.

This year marks the third straight year that Iowa has had a student-athlete named to the coaches' all-freshman squad. In 2009, Matt Gatens was honored, while Eric May was recognized a year ago.

Iowa's schedule, again, proved to be demanding, ranking 49th in the nation in schedule strength. Nineteen of Iowa's 31 games were against teams that advanced to postseason play, including 14 contests against teams that advanced to the NCAA Tournament. Overall, 12 of Iowa's 20 opponents advanced to postseason play, eight in the NCAA Tournament and four in the NIT.

Iowa recorded Big Ten victories over sixth-ranked Purdue (67-65), Michigan State (72-52) and Indiana twice (91-77 and 64-63). The sweep of Indiana marked the first time the Hawkeyes swept the Hoosiers, in two games, in back-to-back seasons since 1944-45.

The Hawkeyes had a number of near-misses in 2011, losing five games by three points (two in overtime) and another two by five points.

Gatens led the team in scoring (12.6) and steals (1.3). Gatens has led the Hawkeyes in scoring the last two seasons. Basabe led the team in rebounding (6.8) and blocks (1.3), while Cartwright had the most assists (5.8).

Basabe and Cole were the only two Hawkeyes to start all 31 games.

### DEFENSE STEPS UP IN VICTORIES

Defense was key in Iowa's 11 victories, with 10 of the 11 teams scoring 65 points or less. Hawkeye opponents averaged only 54.2 points, shooting 35% from the field, including 23% from 3-point territory, in the 11 Iowa wins. Furthermore, Iowa averaged 8.4 steals, and boasted a +6.5 rebounding margin in victories.

### BALANCED SCORING

Iowa featured a balanced scoring attack, with at least three players scoring in double figures in 21 games, including four players scoring 10 points or more in 13 contests.

Seven different players led Iowa in scoring and seven averaged more than 5.7 points per outing. Matt Gatens led Iowa in scoring (12.6), followed by Melsahn Basabe (11.0), Bryce Cartwright (10.9), Jarryd Cole (8.0), Eric May (7.8), Zach McCabe (5.8) and Roy Devyn Marble (5.7).

Iowa's bench was a major contributor in 2011. The Hawkeye reserves averaged 16.7 points, which ranks second-best in the conference. Iowa's bench put up 58 points vs. SIUE, 42 against Long Beach State and 32 vs. Iowa State.

Basabe shot a team-best 57% from the field, May shot a team-best 39% from 3-point range, while Gatens led the team in free throw shooting (87%).



## Inside the Numbers

	IOWA	OPP
Scoring Average	67.2	68.1
Scoring Defense	68.1	67.2
Scoring Margin	-0.8	+0.8
FG%	.439	.439
FG% Defense	.439	.439
FT%	.676	.740
3-PT FG%	.314	.332
3-PT FG% Defense	.332	.314
Rebound Margin	+1.3	-1.3
Assists Per Game	13.6	15.0
Turnovers Per Game	14.4	14.4
Steals Per Game	6.7	6.9
Blocks Per Game	2.9	3.4

## Miscellaneous Statistics

Double-Figure Scoring Games...					
Player	07-08	08-09	09-10	10-11	Career
Matt Gatens	---	21	20	21	62
Jarryd Cole	5	5	9	13	32
Bryce Cartwright	---	6	---	19	25
Eric May	---	---	10	13	23
Melsahn Basabe	---	---	---	17	17
Cully Payne	---	---	12	---	12
Roy Devyn Marble	---	---	---	5	5
Zach McCabe	---	---	---	4	4
Andrew Brommer	---	---	---	2	2
Devon Archie	---	---	---	1	1
Branden Stubbs	---	---	---	1	1

20-Point Scoring Games...					
Player	07-08	08-09	09-10	10-11	Career
Matt Gatens	---	2	4	3	9
Melsahn Basabe	---	---	---	5	5
Bryce Cartwright	---	1	---	1	2
Cully Payne	---	---	1	---	1
Jarryd Cole	---	---	1	---	1
Eric May	---	---	---	1	1

Double-Figure Rebounding Games...					
Player	07-08	08-09	09-10	10-11	Career
Jarryd Cole	---	1	3	5	9
Melsahn Basabe	---	---	---	8	8
Matt Gatens	---	1	---	---	1
Eric May	---	---	1	---	1
Devon Archie	---	---	---	1	1

Double-Doubles...					
Player	07-08	08-09	09-10	10-11	Career
Jarryd Cole	---	1	2	4	7
Melsahn Basabe	---	---	---	6	6
Matt Gatens	---	1	---	---	1
Eric May	---	---	1	---	1
Devon Archie	---	---	---	1	1
Bryce Cartwright	---	---	---	1	1

4+ Three-Pointer Games...					
Player	07-08	08-09	09-10	10-11	Career
Matt Gatens	---	2	5	4	11
Eric May	---	---	3	---	3
Cully Payne	---	---	2	---	2
Zach McCabe	---	---	---	1	1

5+ Assists Games...					
Player	07-08	08-09	09-10	10-11	Career
Bryce Cartwright	---	10	---	22	32
Cully Payne	---	---	10	2	12
Matt Gatens	---	3	6	1	10

3+ Steals Games...					
Player	07-08	08-09	09-10	10-11	Career
Matt Gatens	---	3	1	5	9
Eric May	---	---	3	5	8
Bryce Cartwright	---	2	---	1	3
Jarryd Cole	1	---	---	2	3
Zach McCabe	---	---	---	1	1

3+ Blocks Games...					
Player	07-08	08-09	09-10	10-11	Career
Melsahn Basabe	---	---	---	4	4
Eric May	---	---	3	---	3
Andrew Brommer	---	---	---	2	2
Devon Archie	---	---	---	1	1

## 2010-11 Margin of Victory/Defeat

Points	1	2	3	4	5	6	7	8	9	10+	15+	20+
Wins	1	1	0	0	0	0	1	1	0	2	2	3
Losses	0	0	5	0	2	1	0	0	0	7	3	2

## HAWKEYES STUN SIXTH-RANKED PURDUE IN FINALE

Jarryd Cole made sure he concluded his Hawkeye home career with a victory as the senior posted his seventh career double-double (16 points, 10 rebounds) in leading Iowa to a 67-65 win over sixth-ranked Purdue on March 5 in Iowa City.

The win snapped a six-game losing streak, an eight-game losing streak against Purdue and a 25-game losing skid against ranked opponents.

Leading by just two points with six seconds remaining, Iowa's Matt Gatens drained a pair of free throws to give the Hawkeyes a 67-63 cushion and put the game out of reach.

Bryce Cartwright and Gatens each scored 13 points, while Melsahn Basabe netted 11 and grabbed eight boards.

## CARTWRIGHT TIES SCHOOL RECORD

Junior point guard Bryce Cartwright dished out nine assists at Illinois (Feb. 26), marking the ninth game this season he collected eight assists or more.

Cartwright and Andre Woolridge are the only Hawkeye point guards to collect eight helpers, or more, nine times in a season. Woolridge accomplished the feat during the 1997 season.

Cartwright registered eight assists or more in seven of the last 12 games and five or more in 15 of the last 16 contests.

## IOWA INVOLVED IN CLOSE GAMES

Iowa was 2-7 in games decided by five points or less, with five of the defeats coming by three points. Three of those losses came in the last five Big Ten games. Iowa stunned sixth-ranked Purdue (67-65) in the regular season finale in Iowa City on March 5 and clipped Indiana (64-63), in Bloomington, on Feb. 5 for its two narrow victories. The Hawkeyes also had possession with an opportunity to tie (Northwestern) or win (Wisconsin and Michigan), but ultimately fell short in those contests.

## TWO HAWKEYES EARN ACADEMIC HONOR

It was announced after the season that senior T.J. Sayre and sophomore Eric May earned academic all-Big Ten accolades.

## 2010-11 Iowa Hawkeye Roster

No.	Name	Pos.	Ht.	Wt.	Yr.	Hometown (High School/College)
1	Melsahn Basabe	F	6-7	225	Fr.	Glen Cove, NY (St. Mark's)
2	Jordan Stoermer	G	6-2	185	Jr.	Coralville, IA (Iowa City West/Kirkwood CC)
3	Cully Payne	G	6-1	190	So.	Schaumburg, IL (Schaumburg)
4	Roy Devyn Marble	G/F	6-5	190	Fr.	Southfield, MI (Lathrup)
5	Matt Gatens	G	6-5	215	Jr.	Iowa City, IA (Iowa City)
11	Cody Cox	F	6-4	190	Fr.	Waterloo, IA (Waterloo West)
13	T.J. Sayre	F	6-6	220	Sr.	Cedar Rapids, IA (Xavier)
15	Zach McCabe	F	6-7	225	Fr.	Sioux City, IA (Bishop Heelan)
20	Andrew Brommer	F	6-9	235	Jr.	Rosemount, MN (Rosemount)
24	Bryce Cartwright	G	6-1	180	Jr.	Compton, CA (Dominguez/Paris JC)
25	Eric May	G/F	6-5	220	So.	Dubuque, IA (Wahlert)
32	Branden Stubbs	G	6-2	170	Fr.	Pleasant Hill, IA (Des Moines Christian)
34	Darius Stokes	F	6-7	190	Fr.	Cedar Rapids, IA (Linn-Mar)
35	Devon Archie	F	6-9	225	Jr.-RS	Indianapolis, IN (Ben Davis/Vincennes CC)
50	Jarryd Cole	F	6-7	250	Sr.	Kansas City, MO (Winnetonka)

Head Coach: Fran McCaffery

Assistant Coaches: Kirk Speraw, Sherman Dillard, Andrew Francis



## 2010-11 Captains

Iowa captains were senior Jarryd Cole, junior Matt Gatens and sophomore Cully Payne

### **GATENS RANKS AMONG BIG TEN'S BEST FT SHOOTERS**

Junior Matt Gatens has converted 86.7% (235-271) of his free throw attempts. He currently is tied with Purdue's Jerry Sichting (.867, 273-315) for sixth in Big Ten career free throw percentage (minimum 200 made) behind Indiana's Steve Alford (.898, 535-596), Penn State's Joe Crispin (.885, 448-506), Wisconsin's Rick Olson (.870, 260-299) Penn State's Pete Lisicky (.868, 223-257) and Ohio State's Jamar Butler (.868, 231-266).

### **BASABE RANKS HIGH ON HAWKEYE ROOKIE CHARTS**

Melsahn Basabe had a stellar rookie campaign in 2011 and ranks among some of the best Iowa freshman of all-time in a number of statistical categories. Basabe scored 342 points (11.0 avg.), pulled down 210 rebounds (6.8 avg.) and blocked 41 shots (1.3 avg.). Also, he was 131-229 (.572) from the field and 80-112 (.714) from the foul line. Below is where Basabe ranks among Iowa freshman:

#### **Ranking Basabe Among Iowa Freshmen**

Rebounding	210	1st
Blocks	41	3rd
FG%	.572	3rd
FT Attempts	112	4th
FT Made	80	5th
Scoring	342	8th
FT%	.714	9th

### **COLE FINISHED HIS COLLEGIATE CAREER STRONG**

Senior Jarryd Cole put up the best numbers of his career the last seven games, ranking first in team scoring (12.6), rebounding (6.9) and steals (1.0). He shot at a blistering 63% clip from the field (32-51) and 73% (24-33) from the foul line during that span.

The Kansas City native finished his home career by leading the Hawkeyes to a 67-65 upset win over sixth-ranked Purdue in Iowa City on March 5. Cole notched his seventh career double-double, collecting 16 points and 10 rebounds.

Cole was the only senior scholarship athlete on the team. He played for two different head coaches and was recruited by a third at Iowa.

### **BASABE ETCHED HIS NAME IN HAWKEYE RECORD BOOKS**

Melsahn Basabe is the only Hawkeye rookie to ever amass over 340 points, 200 rebounds and 40 blocks. The native of Glen Cove, NY, finished his rookie campaign with 342 points, 210 rebounds and 41 blocks.

In fact, he is the first Iowa player -- regardless of class -- to accomplish the feat since Ryan Bowen totaled 447 points, 271 rebounds and 41 blocks his senior season in 1997-98.

## Head Coach Fran McCaffery

Fran McCaffery completed his first season as the head basketball coach at the University of Iowa and his 15th year overall as a college head coach. McCaffery spent five seasons (2005-10) as the head coach at Siena, six years at UNC-Greensboro (1999-2005) and three seasons at Lehigh (1985-88) before joining the Hawkeyes.



McCaffery has nearly three decades of Division I coaching experience. He just completed his 29th season as a collegiate coach, which includes 15 years as a head coach and 14 as an assistant.

McCaffery, 50, holds a career mark of 262-197 (.571) and guided his teams to six postseason appearances (five NCAA, one NIT). He is 11-20 (.355) at Iowa.

McCaffery's five years at Siena were the best in its 70-year history. He led the Saints on an incredible run that ended with three straight Metro Atlantic Athletic Conference championships and NCAA Tournament appearances. In so doing, Siena became the only program in the country to win its regular season and postseason title the last three years.

McCaffery's Saints owned a 112-51 (.687) record in his five years with the program. He guided the Saints to four consecutive 20-win seasons, something that has never been accomplished before at the Siena.

The 2009 MAAC Coach of the Year and 2010 District I Coach of the Year is the third winningest coach, by percentage, in league history (68-22, .756). He is the only coach to guide a MAAC program to two NCAA Tournament wins. McCaffery led his 2008 and 2009 teams to first round NCAA Tournament victories over Vanderbilt and Ohio State, respectively.

In his final two seasons at Siena, he coached the Saints to back-to-back 27-win campaigns and boasted a combined 39-3 (.929) record against MAAC opponents, which included MAAC Tournament contests.

McCaffery began his coaching career as an assistant at Penn (1982-83) and Lehigh (1983-85). Then at age 26, he became the nation's youngest Division I head coach when hired by Lehigh in 1985. After three seasons as head coach at Lehigh, he spent 11 seasons as an assistant at Notre Dame (1988-99).

McCaffery played basketball at Wake Forest his freshman year (1977-78) and then concluded his collegiate playing career at Penn his final three seasons (1979-82).

He earned his B.S. degree in Economics from The Wharton School (Penn) in 1982. McCaffery also earned a Master of Education from Lehigh in 1985.

### **COACHING HONORS**

NABC District I Coach of the Year, 2009-10  
MAAC Coach of the Year, 2008-09

### **HEAD COACHING EXPERIENCE**

Lehigh (1985-88): .....49-39 (.557); 8-6 (.571) League  
UNC-Greensboro (1999-05).....90-87 (.508); 49-47 (.510) League  
Siena (2005-10) .....112-51 (.687); 68-22 (.756) League  
Iowa (2010-present): .....11-20 (.355); 4-14 (.222) League



**Iowa Top Performances  
2010-11**

<b>Melsahn Basabe</b>	25 pts	at Michigan
	22 pts	vs. Ohio State
	20 pts	at Minnesota
	20 pts	vs. Indiana
	20 pts	at Indiana
	14 rbs	vs. Iowa State
	13 rbs	vs. Ohio State
	13 rbs	at Minnesota
	13 rbs	at Indiana
	12 rbs	vs. N'western
	7 blks	vs. Iowa State
<b>Andrew Brommer</b>	12 pts	vs. Iowa State
	12 pts	at Ohio State
	6 rbs	at Ohio State
	5 rbs	vs. Michigan
	5 rbs	vs. UL-Monroe
	4 blks	vs. Minnesota
<b>Bryce Cartwright</b>	25 pts	vs. N'western
	19 pts	vs. La. Tech
	17 pts	vs. LBSU
	10 asts	vs. Michigan St.
	9 asts	at Michigan
	9 asts	at N'western
	9 asts	at Illinois
	7 rbs	vs. Michigan St.
6 rbs	vs. Purdue	
<b>Jarryd Cole</b>	17 pts	vs. S. Dakota St.
	17 pts	at N'western
	16 pts	vs. Purdue
	15 rbs	vs. UNI
	12 rbs	vs. Wisconsin
	12 rbs	vs. La. Tech
	11 rbs	at Drake
5 stls	at Michigan St.	
<b>Matt Gatens</b>	22 pts	vs. La. Tech
	21 pts	vs. Illinois
	20 pts	vs. N'western
	19 pts	at Drake
	19 pts	vs. Indiana
	19 pts	vs. Michigan St.
	5 asts	vs. Idaho State
	5 stls	vs. Idaho State
<b>Roy Devyn Marble</b>	18 pts	vs. Indiana
	12 pts	at Michigan
	7 rbs	vs. Purdue
	5 rbs	vs. S. Dakota St.
	5 rbs	at Wake Forest
	4 asts	vs. Michigan St.
<b>Eric May</b>	20 pts	vs. S. Dakota St.
	17 pts	at Wake Forest
	16 pts	at Minnesota
	6 rbs	vs. UL-Monroe
	6 rbs	vs. Xavier
	6 rbs	vs. Idaho State
	7 stls	vs. SIUE
6 stls	at Wake Forest	
<b>Zach McCabe</b>	16 pts	vs. SIUE
	13 pts	vs. Alabama
	13 pts	vs. Iowa State
	8 rbs	at Wake Forest
	7 rbs	vs. S. Dakota St.
	7 rbs	vs. SIUE
	3 stls	vs. Alabama
3 asts	vs. Michigan	

**IOWA TIP-INS**

- Iowa returns 87.1% of its offensive production next year, including its top three scorers. The Hawkeyes also return 81.4% of their rebounding and 91.5% of their assists.
- Iowa collected two victories over top-50 RPI teams: Purdue (8) and Michigan State (48).
- Iowa was 10-5 when it holds the opponent under 70 points, compared to a 1-15 mark when giving up 70 or more.
- Seven of Iowa's 11 victories came by margins of 10 points or more, while six of its defeats came by six points or less, including five by three points (two of the three-point defeats came in overtime).
- Bryce Cartwright led Iowa in scoring (14), rebounding (7) and assists (6) in Iowa's Big Ten Tournament loss to Michigan State. The junior became the first Hawkeye to ever lead the team in those three statistical categories in a Big Ten Tournament contest. Cartwright became the first Iowa player to accomplish that feat, in any game, since Matt Gatens paced the Hawkeyes in scoring (15), rebounding (8) and assists (4) in a loss at Northwestern in 2010.
- Iowa and its opponents nearly made and attempted the same number of field goals in 2011. The Hawkeyes were 766-1743 (.439) from the field, while their opponents were 768-1749 (.439).
- Only two points separated Matt Gatens (236) and Melsahn Basabe (234) during conference play. Both shot the basketball exceptionally well from the foul line in Big Ten action: Gatens ranked fourth (.868, 46-53), followed by Basabe in 12th (.789, 56-71).
- Bryce Cartwright ranks first in Big Ten assists (6.83) and 18th in the country. He became the first Hawkeye since Dean Oliver (5.2 avg.) in 2001 to lead the Big Ten in assists, in conference play.
- Matt Gatens (1,103) ranks fourth among Big Ten juniors in career scoring. Ohio State's William Buford (1,415) ranks first followed by Northwestern's John Shurna and Indiana's Verdell Jones III (1,115).
- Eric May averaged nine points (14-22, .636 FG and 8-12, .667 FT) and 3.3 rebounds in Iowa's four Big Ten wins. Conversely, May averaged 4.4 points (19-66, .288 FG and 9-16, .563 FT) and 1.5 boards in Iowa's 14 regular season conference defeats.
- According to [collegerpi.com](http://collegerpi.com), Iowa's strength of schedule ranked 49th in the country, based on games played through March 7.
- Iowa was 11-3 when having a better field goal percentage than the opposition and 8-2 when dishing out more assists.
- Iowa ranks 38th in the country in fewest fouls per game (16.5). Individually, Bryce Cartwright ranks 18th in the country in assists (5.9), while Matt Gatens ranks 31st in free throw percentage (.871).

**CARTWRIGHT STREAK SNAPPED**

Bryce Cartwright was limited to four assists vs. No. 13 Wisconsin (Feb. 9). It snapped a streak of eight-straight games of five assists or more, which ranked as the fifth-longest streak by a Big Ten player during league play since 1996-97. He had seven helpers vs. No. 25 Minnesota (Feb. 13), and nine at Northwestern (Feb. 17) and at Illinois (Feb. 26).

**Player..... Steak**

Evan Turner (Ohio State) .....	15 in 2010
Mateen Cleaves (Michigan State).....	14 in 1998
Mateen Cleaves (Michigan State).....	12 in 1999
Deron Williams (Illinois) .....	9 in 2005
<b>Bryce Cartwright (Iowa).....</b>	<b>8 in 2011</b>
Travis Walton (Michigan State).....	8 in 2007



## Big Ten Standings/Schedule

Team	Big Ten	Pct.	Overall	Pct.
Ohio State	16-2	.889	34-3	.919
Purdue	14-4	.778	26-8	.765
Wisconsin	13-5	.722	25-9	.735
Michigan	9-9	.500	21-14	.600
Illinois	9-9	.500	20-14	.588
Penn State	9-9	.500	19-15	.559
Michigan State	9-9	.500	19-15	.559
Northwestern	7-11	.389	20-14	.588
Minnesota	6-12	.333	17-14	.548
<b>IOWA</b>	<b>4-14</b>	<b>.222</b>	<b>11-20</b>	<b>.355</b>
Indiana	3-15	.167	12-20	.375

### IOWA STATISTICAL CATEGORY LEADERS

LED IN SCORING: .....	Basabe (9)
REACHED DOUBLE FIGURES:.....	Gatens (20)
30+ POINT GAMES:.....	---
20+ POINT GAMES:.....	Basabe (5)
LED IN REBOUNDING:.....	Basabe (12)
DOUBLE-FIGURE REBOUNDS:.....	Basabe (8)
DOUBLE-DOUBLES:.....	Basabe (6)
LED IN ASSISTS:.....	Cartwright (28)
LED IN STEALS:.....	May (12)
LED IN BLOCKS:.....	Basabe (14)
5+ FTA GAMES:.....	Basabe (11)

\*includes ties for team lead

### LATE GAME CLUTCH FREE THROW SHOOTING

#### IN FINAL FIVE MINUTES OF GAME

Player	FTM	FTA	Pct.
Branden Stubbs	2	2	1.000
Matt Gatens	23	25	.920
Zach McCabe	11	13	.846
Melsahn Basabe	11	15	.733
Eric May	5	7	.714
Jarryd Cole	9	13	.692
Bryce Cartwright	15	23	.652
Roy Devyn Marble	6	11	.545
Andrew Brommer	1	2	.500
Devon Archie	2	4	.500
Jordan Stoermer	0	1	.000
<b>TOTALS</b>	<b>85</b>	<b>116</b>	<b>.733</b>

#### IN FINAL TWO MINUTES OF GAME

Player	FTM	FTA	Pct.
Matt Gatens	13	14	.929
Melsahn Basabe	7	9	.778
Jarryd Cole	4	6	.667
Bryce Cartwright	6	10	.600
Zach McCabe	3	5	.600
Roy Devyn Marble	4	7	.571
Andrew Brommer	1	2	.500
<b>TOTALS</b>	<b>38</b>	<b>54</b>	<b>.704</b>

#### IN FINAL ONE MINUTE OF GAME

Player	FTM	FTA	Pct.
Matt Gatens	9	10	.900
Melsahn Basabe	4	5	.800
Bryce Cartwright	5	7	.714
Jarryd Cole	1	2	.500
Zach McCabe	1	2	.500
Roy Devyn Marble	2	6	.333
<b>TOTALS</b>	<b>22</b>	<b>32</b>	<b>.688</b>

## CARTWRIGHT TIES SCHOOL RECORD

Bryce Cartwright is one of only two Hawkeyes to ever dish out eight assists or more in four straight games. The junior collected eight or more at Penn State (8), at Michigan (9), vs. Michigan State (10) and at Indiana (8). The only other Hawkeye to record eight assists or more in four-straight contests was Andre Woolridge during the 1994-95 season. Woolridge was credited with eight helpers vs. Hawaii, nine vs. Arkansas, nine vs. Indiana and nine against Michigan State.

## IOWA VS. RANKED TEAMS

Iowa played eight contests against ranked opponents in 2010-11. The Hawkeyes played eight ranked foes in each of the last two seasons.

Iowa snapped a 25-game losing streak to nationally-ranked opponents with a 67-65 victory over sixth-ranked Purdue in the regular season finale on March 5 in Iowa City.

The Hawkeyes lost at home to No. 23 Illinois (87-77) Dec. 29 and to second-ranked Ohio State (73-68) Jan. 4, while falling on the road to No. 10 Purdue (75-52) Jan. 9, 25th-ranked Minnesota (69-59) Jan. 16, top-ranked Ohio State (70-48) Jan. 19, 13th-ranked Wisconsin in overtime (62-59) Feb. 9 and No. 25 Minnesota (62-45) on Feb. 13.

These are Iowa's most recent wins vs. nationally-ranked opponents:

<b>At Home:</b>	67-65 over sixth-ranked Purdue, 3/5/11
	43-36 over sixth-ranked Michigan State, 1/12/08
<b>On the Road:</b>	70-67 over 21st-ranked Indiana, 2/11/06
<b>Neutral Court:</b>	67-60 over seventh-ranked Ohio State, 3/12/06
	<i>In semifinals of Big Ten Tournament</i>

## ATTACKING THE BASKET

Iowa took advantage of strong post play and attacked the basket more in 2011. The Hawkeyes averaged 29.8 points per game in the paint. Iowa scored 30 or more paint points 18 times, including 11 of the last 14 outings -- at top-ranked Ohio State (36), Indiana (34), Michigan (30), Michigan State (30), Illinois (30) and Northwestern (40), and home vs. Michigan (40), Indiana (46), No. 13 Wisconsin (32), Michigan State (34) and Purdue (34). A year ago, the Hawkeyes averaged 23.2 points in the paint.

## BASABE BECOMING DOUBLE-DOUBLE MACHINE

Melsahn Basabe had his fourth 20-point, 10-rebound game at Indiana (Feb. 2). The native of Glen Cove, NY, is one of only four freshmen in the country to collect 20-points and 10-rebounds in four or more games.

Basabe had a career night vs. No. 2 Ohio State (Jan. 4), collecting 22 points, 13 rebounds and six blocks. He became the first freshman this season to post 20-10-5 in a single-game. Furthermore, he is the first Big Ten player -- regardless of class -- to accomplish the feat in 15 years.

Basabe has six double-doubles this year (five during Big Ten play), the second most by a Big Ten freshman behind Freshman of the Year Jared Sullinger of Ohio State (14).

### Most 20-point, 10-rebound performances by a freshman (2011)

Terrence Jones (Kentucky).....	5
Jared Sullinger (Ohio State).....	5
<b>Melsahn Basabe (Iowa).....</b>	<b>4</b>
Augustine Rubit (UT-San Antonio).....	4



## Hawkeyes Pen Two Talented Recruits

Josh Oglesby and Aaron White have signed National Letters of Intent to attend the University of Iowa.

Oglesby is a 6-5, 187-pound shooting guard from Cedar Rapids, Iowa. He will be a three-year starter and a senior captain for Washington High School this winter. As a junior, he averaged 16.3 points, five rebounds and two assists, and was tabbed second team all-state, all sub-state, and first team all-conference and all-metro. Oglesby, who was named his team's Offensive Player of the Year, ranked sixth in conference scoring, and first in 3-point percentage (third in the state). He averaged 12 points, three rebounds and two assists his sophomore campaign. He was an honorable mention all-conference honoree and was named the team's Clutch Performer of the Year and Co-Offensive Player of the Year in 2009. He ranked seventh in the state in free throw percentage and 15th in 3-point percentage. Oglesby was also a member of the Iowa Barnstormers, where he was recognized on five all-tournament teams. He helped the Barnstormers to five tournament titles.

Oglesby enters his senior season with a rivals.com rating of 118 in the country and is considered the 36th-best shooting guard in the nation.

"We are ecstatic to have Josh Oglesby become part of the Hawkeye family," said Iowa Head Coach Fran McCaffery. "I had an opportunity to watch him over the summer and the fall, and he consistently showed an incredible amount of versatility. He's an outstanding shooter, but more importantly he's a really good basketball player. Josh wanted to be a Hawkeye and there's no question in my mind that he's going to have a tremendous career. He's going to be somebody people remember around here for a long time."

White is a 6-8, 215-pound forward from Strongsville High School in Strongsville, Ohio. White is a four-year letterman and honor roll student. He enters his senior season as a preseason second team all-Ohio selection by Rise Magazine. He helped his high school to back-to-back runner-up finishes and reach the district levels his sophomore and junior seasons. White averaged 16 points, 11 rebounds, five assists and three blocks as a sophomore while being recognized on the second team all-conference and all-district squads. He improved his numbers his junior campaign, averaging 19.9 points, 15 rebounds, seven assists and five blocks while earning first team all-league and all-district accolades, and being named team MVP. Additionally, White was tabbed MVP of a national holiday tournament in Orlando last December. White also played AAU basketball the last two years with the Ohio Basketball Club.

"Aaron White is a versatile front court player who's tremendously skilled," said McCaffery. "He can really shoot and pass the ball, and put it on the floor. He's long and also very athletic. Aaron can finish in traffic, has tremendous court demeanor, doesn't rattle, he's very concentrated and really thinks the game. He's a guy who is really fun to play with because he understands how to win. Aaron is a tremendous team player who can lead his team in scoring or assists."

## CARTWRIGHT JOINS SELECT GROUP

Point guard Bryce Cartwright dished out 123 assists, during Big Ten play, becoming only the sixth Hawkeye since 1975 to lead the league in assists. Cartwright finished with 10 more assists than second place Darius Morris of Michigan (113).

Cartwright's 6.83 assists average is the highest by an Iowa player since Cal Wulfsberg's 7.7 average in 1975.

Cartwright, who averaged 10.9 points and 5.8 assists, is one of only two Iowa players to ever average better than 10.5 points and 5.8 assists in a single-season. Andre Woolridge is the other Hawkeye to accomplish the feat. Woolridge averaged 20.2 points and six assists in 1997; 13.1 points and six assists in 1996 and 14 points and 5.8 assists in 1995.

Year	Player	Ast Avg.
1975	Cal Wulfsberg	7.7
<b>2011</b>	<b>Bryce Cartwright</b>	<b>6.8</b>
1996	Andre Woolridge	6.4
1997	Andre Woolridge	6.1
1989	B.J. Armstrong	5.7
2001	Dean Oliver	5.2

## IOWA'S STATISTICAL COMPARISONS

	All Games	Big Ten	Home Games	Away Games	IA Wins	IA Losses
Record	11-20	4-14	8-8	3-12	11-0	0-20
Points	67.2	65.2	71.2	62.9	71.4	64.9
Opp. Pts	68.1	72.8	64.8	71.5	54.2	75.7
FG%	.439	.445	.460	.417	.475	.422
FG Def.	.439	.473	.412	.470	.354	.486
3-PT%	.314	.299	.337	.285	.344	.298
3-pt. Def.	.332	.362	.320	.346	.234	.390
FT%	.676	.697	.660	.695	.667	.683
REB	35.0	32.1	37.2	32.6	38.4	33.2
AST	13.6	13.8	15.3	11.9	15.0	12.9
TO	14.4	14.2	14.8	14.1	14.9	14.2
STL	6.7	5.6	7.4	5.9	8.4	5.8
BLK	2.9	3.1	3.4	2.3	2.9	2.9

## HAWKEYE FRESHMEN GRAB TOP SPOT

Iowa freshmen Melsahn Basabe, Zach McCabe and Roy Devyn Marble averaged 12.7 rebounds per game, which is the best rebounding average by a Hawkeye freshman class. Jared Reiner, Glen Worley, Sean Sonderleiter, Cortney Scott and Brody Boyd averaged 11.7 boards in 2001. Michael Payne, Greg Stokes and Todd Berkenpas averaged 11.6 in 1982.

Additionally, the Hawkeye rookie trio averaged 22.5 points per game, which is the fifth-highest average of a Hawkeye freshman class since 1972-73. Ricky Davis and Dean Oliver rank first, averaging 23.8 points in 1997-98; Jess Settles and Chris Kingsbury are second, averaging 23.5 points during the 1993-94 campaign. Cully Payne, Brennan Cougill, Eric May, John Lickliter and Nick Neari averaged 22.7 points in 2010 to rank third, while Brian Garner, Wade Lookingbill, James Moses, Troy Skinner, Ray Thompson and Brig Tubbs are fourth with a 22.6 average in 1989.





## **DOUBLE YOUR PLEASURE**

Iowa had a Big Ten-best four players record double-doubles: Melsahn Basabe (6), Jarryd Cole (4), Bryce Cartwright and Devon Archie. Illinois was the only other team with four players to have posted double-doubles, while Wisconsin and Minnesota have had three in 2011.

Basabe and Cole were two of 17 Big Ten players with multiple double-doubles. Furthermore, Basabe was one of only seven players with six or more double-doubles in the league, while Cole was one of 10 student-athletes with at least four double-doubles.

Cartwright notched his first career double-double, posting 12 points and a career-high 10 assists in a win over Michigan State (Feb. 2). Archie was credited with 10 points and 11 rebounds vs. Xavier (Nov. 19) for his first career double-double. Basabe collected 12 points and 14 rebounds against Iowa State (Dec. 10), 22 points and 13 rebounds vs. No. 2 Ohio State (Jan. 4), game highs in points (20) and rebounds (13) at No. 25 Minnesota (Jan. 16), was credited with team highs in points (20) and rebounds (10) in Iowa's home win vs. Indiana (Jan. 23), posted 20 points and 13 rebounds in Iowa's victory at Indiana (Feb. 5) and registered 13 points and 11 rebounds vs. No. 13 Wisconsin (Feb. 9). Cole notched his double-doubles vs. Northern Iowa (Dec. 7) with 10 points and 15 boards, against Louisiana Tech (Dec. 21) with 10 points and 12 rebounds, 13th-ranked Wisconsin (Feb. 9) with 10 points and 12 boards, and against sixth-ranked Purdue (March 5) with a team-high 16 points and 10 rebounds.

## **BASABE AMONG BIG TEN FRESHMEN ELITE**

Melsahn Basabe is one of the Big Ten's top freshmen being named to the coaches all-Big Ten Freshman team and earning honorable mention all-conference accolades by the media and coaches. He ranked first among conference rookies in blocks (1.3), second in rebounding (6.8) and double-doubles (6), and third in scoring (11.0). Basabe was one of only three Big Ten freshmen to average 10 points or more.

The rookie from Glen Cove, NY, put up 20 points or more a team-best five times, all against Big Ten squads (Ohio State - 22, Minnesota - 20, Indiana - 20, Michigan - 25 and Indiana - 20). The last time a Hawkeye freshman scored 20 or more in at least five games was Tyler Smith in 2006-07, only two of which came against Big Ten opponents. Furthermore, the last time a Hawkeye -- regardless of class -- posted five or more 20-point scoring outbursts against Big Ten competition was Adam Haluska, as a sophomore, in 2004-05 (Michigan State - 24; Northwestern - 20; Illinois - 20; Penn State - 22; Ohio State - 22).

The 6-7, 225-pound power forward reached double-digit rebounds in eight games, also the second most by a Big Ten freshman (Ohio State's Jared Sullinger had 19). He snagged a team-best 210 boards. Basabe corralled eight rebounds in the regular season finale to surpass Jess Settles as Iowa's all-time leading freshman rebounder.

Not only is he Iowa's all-time leading freshman rebounder, but he became only the fourth freshman to lead the Hawkeyes in rebounding (Tyler Smith led Iowa in rebounding in 2007, Jess Settles in 1994 and Michael Payne in 1982). Basabe grabbed 210 rebounds in 2011.

Basabe, who is one of five Big Ten freshmen to start every game, was Iowa's leading shot blocker (41) and rebounder (6.8). He led the team in rebounding a team-best 13 times, including eight of the last 18 outings.

Basabe rejected a team-best 41 shots, a total that is third best by a Hawkeye freshman.

Basabe shot 57.2% from the field, which led the team in 2011 and ranks third all-time by an Iowa freshman, is the best shooting percentage by a Hawkeye -- regardless of class -- since Ryan Bowen shot 60.3% in 1998.

## **LEADING THE TEAM**

Following is the number of times a player led Iowa in scoring, rebounding, assists and steals. If two or more players tied for the team lead, all were credited for that game:

Player	Scoring	Rebounding	Assists	Steals
Eric May	2	---	---	12
Melsahn Basabe	9	13	---	1
Cully Payne	---	---	3	---
Zach McCabe	3	4	---	3
Matt Gatens	8	---	4	9
Devon Archie	---	2	1	2
Jordan Stoermer	---	---	---	1
Jarryd Cole	3	12	---	6
Bryce Cartwright	6	1	28	5
Roy Devyn Marble	---	---	2	5
Andrew Brommer	1	1	---	---

## **CARTWRIGHT ON POINT**

Bryce Cartwright had a great first season at Iowa, starting the last 26 games at point guard. He emerged as one of the league's top floor generals. His performance was rewarded in being named an honorable mention all-Big Ten by the media voters. He ranked 19th nationally in assists.

The 6-1 guard ranked third in team scoring (10.9), first in assists (182) and third in steals (28). As a starter, he averaged 11.3 points, 6.5 assists and three rebounds.

Cartwright was credited with seven assists or more in nine of the last 12 games and five assists or more in 22 of Iowa's last 25 contests. He dished out eight assists or more nine times in 2011 to tie a school record, including six of the last 11 games. Cartwright was on fire the last 12 games, boasting a 2.33 assist/turnover ratio. He amassed 91 assists (7.6) the last 12 contests, including dishing out a career-high 10 in Iowa's win over Michigan State (Feb. 2). He has been credited with nine assists in three conference road games: Michigan (Jan. 30), Northwestern (Feb. 17) and Illinois (Feb. 26). Cartwright had no turnovers to go along with the nine dimes in the Michigan road contest.



## Iowa in Big Ten Statistics

Category	All Games		Big Ten	
	Stat	Rank	Stat	Rank
Steals	6.71	3rd	5.61	4th
3-PT FG Defense	.332	4th	.362	6th
Rebounding Margin	+1.3	7th	-1.6	8th
Assists	13.65	8th	13.78	7th
Turnover Margin	-0.06	8th	-1.22	8th
Blocked Shots	2.87	8th	3.11	5th
Scoring Offense	67.2	9th	65.2	6th
FG% Defense	.439	9th	.473	10th
Field Goal %	.439	9th	.445	7th
Scoring Defense	68.1	10th	72.8	11th
Free Throw %	.676	10th	.697	9th
Ast./TO Ratio	0.95	11th	0.97	10th
3-Pt. Field Goal %	.314	11th	.299	10th
Scoring Margin	-0.8	11th	-7.7	11th
3-Pt. FG Per Game	4.71	11th	4.17	10th

Category	Player	All Games		Big Ten	
		Stat	Rank	Stat	Rank
3-pt. FG	Matt Gatens	1.86	10th	2.0	11th
FG%	Melsahn Basabe	.572	3rd	.582	5th
	Jarryd Cole	.568	---	.630	2nd
Blk. Shots	Melsahn Basabe	1.32	7th	1.28	6th
Rebounding	Jarryd Cole	6.3	10th	5.9	8th
	Melsahn Basabe	6.8	7th	7.3	6th
Scoring	Matt Gatens	12.6	19th	13.1	18th
	Bryce Cartwright	10.9	28th	11.2	27th
	Melsahn Basabe	11.0	26th	13.1	20th
Assists	Bryce Cartwright	5.87	3rd	6.83	1st
Ast./TO Ratio	Bryce Cartwright	1.78	11th	1.89	7th
FT%	Matt Gatens	.874	1st	.868	4th
	Melsahn Basabe	.714	15th	.789	12th
Steals	Eric May	1.27	6th	0.65	---
	Matt Gatens	1.31	5th	1.17	6th
	Jarryd Cole	0.84	---	0.94	11th
Minutes	Matt Gatens	33.52	11th	35.35	9th

### Iowa Freshman Blocks Leaders

1.	52	Chris Street (1990-91)
2.	50	Acie Earl (1989-90)
3.	41	<b>Melsahn Basabe (2010-11)</b>

### Iowa Freshman Rebounding Leaders

1.	210	<b>Melsahn Basabe (2010-11)</b>
----	-----	---------------------------------

### Iowa Single Season Assists

4.	190	Andre Woolridge (5.8 avg.), 1995
5.	182	<b>Bryce Cartwright (5.8 avg.), 2011</b>

### Iowa Career Scoring

24.	1,168	Chad Calabria (1968-70)
25.	1,145	Kevin Kunnert (1971-73)
	1,145	Bob Hansen (1980-83)
27.	1,118	Chris Kingsbury (1994-96)
	1,118	Michael Payne (1982-85)
29.	1,112	Kenny Arnold (1979-82)
30.	1,103	<b>Matt Gatens (2008-)</b>

Cartwright cracked Iowa's single-season top 10 assists chart, finishing the season ranked fifth with 182 assists.

Cartwright ranked third in Big Ten assists (5.87), but ranked first averaging 6.83 during conference play. He became the third different Hawkeye to average at least five assists per game in a single-season since 1996-97 (1996-97 Andre Woolridge -- 6.0 avg; 2004-05 Jeff Horner -- 5.5 avg; 2005-06 Jeff Horner -- 5.6 avg).

Cartwright's talents began to emerge in Iowa's last game of the Paradise Jam (Nov. 22) against Long Beach State. The junior transfer tallied 12 of his team-high 17 points in the second half against the 49ers. Cartwright shot 8-16 (.500) from the field and collected three rebounds, two assists and a game-high four steals.

Cartwright had one of his best games in a Hawkeye uniform vs. Northwestern (Jan. 12). He led all scorers with a career-high 25 points and also collected five assists and two steals.

Cartwright started his first career game as a Hawkeye vs. SIUE (Nov. 26).

### STARTING LINEUPS

Iowa used four different starting lineups in its 31 games. Bryce Cartwright (PG), Matt Gatens (SG), Eric May (SF), Melsahn Basabe (PF) and Jarryd Cole (C) started 20 games; going 8-12 in those contests.

Iowa's starting lineup the last five games featured two freshmen (Basabe and Roy Devyn Marble), two juniors (Cartwright and Gatens) and one senior (Cole).

### THREE STATE CHAMPS

Iowa's roster of 15 players includes three who won four state titles. Matt Gatens won a state title for Iowa City HS in 2008. Eric May won a state title for Dubuque Wahlert in 2008, while Zach McCabe's Bishop Heelan captured the state title in 2009 and 2010.

### GATENS RETURNS TO FORM

Junior Matt Gatens tore a tendon in his left, non-shooting hand, Oct. 26 during practice. The shooting guard had surgery Oct. 28. Gatens, who ranks sixth in Iowa's career 3-pointers with 164, had a hard cast removed on Nov. 10. He missed Iowa's first two games (South Dakota State and UL Monroe), but returned to the lineup on Nov. 19 and played without any type of cast or brace on his left hand for the first time since the injury against Illinois (Dec. 29).

In league play, he averaged a team-best 13.1 points, compared to an 11.7 average in non-conference games.

Gatens scored a game-high 19 points in Iowa's victory over Michigan State (Feb. 2). In the process, he tallied his 1,000th career point to become only the 40th Hawkeye to accomplish the feat. Gatens currently ranks 30th on Iowa's all-time scoring chart with 1,103 points. He is only nine points from tying from Kenny Arnold (1979-82) and cracking the top 30.





Gatens posted back-to-back 20-plus points for the first time in his career when he poured in 22 vs. Louisiana Tech and 21 vs. No. 23 Illinois. After scoring 14 and 13 against Ohio State and Purdue, respectively, he returned to the 20-point club vs. Northwestern. Gatens tallied 20 points, bolstered by 5-8 shooting from distance, against the Wildcats. The Iowa City native poured in 19 points, bolstered by 11-12 (.917) shooting at the free throw line, in Iowa's victory over Indiana (Feb. 2). He has eclipsed the 20-point plateau nine times in his career.

Gatens matched a personal high with five treys vs. Louisiana Tech, No. 23 Illinois and Northwestern, while draining four against second-ranked Ohio State.

Gatens ranked first in team scoring (12.6) and free throw percentage (.874, 76-87) and steals (38), and second in assists (53). Also, he ranked 26th nationally in free throw shooting.

	FG%	3-PT FG%
First Seven Games*	19-62, .306	6-35, .171
Last 16 Games	99-237, .418	48-128, .375

\* - - Gatens played in 29 of Iowa's 31 games

### **NO 3-POINTERS**

Since the 3-point shot became part of the college game, Iowa has played 15 games in which it has failed to make a 3-point attempt. Iowa had made at least one 3-point basket in 239-straight games before missing all 12 attempts in an 85-66 road loss at Michigan State on March 2, 2011.

### **BUZZER BEATER**

Junior point guard Bryce Cartwright gave his team some excitement and momentum heading into the locker room in five games. Cartwright drained first-half buzzer-beater shots against Iowa State, Drake, Illinois (twice) and Ohio State. He most recently sank a 3-pointer at the top of the key at Illinois on Feb. 26.

Cartwright drained a 55-footer as the first half expired vs. Michigan (Feb. 19), but after review by the officials it was determined the basketball was still in his fingertips and the basket was disallowed.

Zach McCabe drained a 3-pointer as the first half expired vs. Michigan State (Feb. 2), giving the Hawkeyes a 41-20 advantage going into halftime.

### **HAWKEYE FAST BREAKS**

- Iowa saw an increase in its attendance numbers in 2010-11. Compared to 2009-10, the Hawkeyes averaged 2,085 more fans than a year ago, an increase of 20%. Iowa averaged 9,550 fans last season, compared to 11,635 this year.
- Matt Gatens has made 163 career 3-pointers, which ranks sixth at Iowa. He is 30 triples from tying Brody Boyd (2001-04) for fifth place.

- Iowa's five freshmen averaged a combined 22.9 points per game, an average that ranked third in the Big Ten behind Ohio State (34.0) and Michigan (31.7). Two of Michigan's freshmen are redshirts.

- Roy Devyn Marble started six games, including the final five. As a starter, he is averaging five points, 3.3 rebounds and 1.5 assists.

- Jarryd Cole grabbed 15 rebounds vs. Northern Iowa (Dec. 7). The 15 boards are the most by a Hawkeye since Greg Brunner snagged 23 vs. Minnesota on Jan. 18, 2006.

- Iowa's 111 points and 19 steals against SIU-Edwardsville (SIUE) are the most by a Big Ten team this season. Additionally, Iowa's free throws made (27) against SIUE rank second most in a single-game by a Big Ten team this season.

- Iowa's 61-point margin of victory (111-50) over SIUE equals the sixth-largest win in school history. It was Iowa's largest margin of victory since the Hawkeyes beat Pepperdine in 1966 by the very same score. Additionally, the 61-point win marks the ninth time in school history Iowa won by 60 points or more.

- Iowa's 111 points vs. SIUE are the most it has scored since posting 112 vs. North Texas (112-64) on Nov. 16, 1998.

- Iowa collected 19 steals against SIUE, a total that ties for fifth most in a single-game in school history.

- Eric May had seven steals vs. SIUE, which ties four other Hawkeyes for the fourth most in a single-game.

- Melsahn Basabe rejected seven shots vs. Iowa State, a total that equals the third most in a game by a Hawkeye. Basabe blocked six shots against No. 2 Ohio State (Jan. 4). He collected 41 shot deflections to lead the team in 2011.

- All 11 Big Ten teams finished with a non-conference record of .500 or better for the first time since the 2005-06 season.

### **MCCABE PROVIDES SPARK OFF BENCH**

Zach McCabe gave the Iowa Hawkeyes a boost off the bench down the stretch. He averaged 16 minutes, 4.3 points and 3.1 rebounds the last eight games.

The 6-7, 225-pound forward tallied 11 points, all in the first half, at Northwestern (Feb. 17). The double-digit performance is the most the freshman has scored since registering 13 vs. Iowa State (Dec. 10).

McCabe grabbed five rebounds in Iowa's overtime loss to No. 13 Wisconsin (Feb. 9). The five boards are the most he's snagged since a season-high eight at Wake Forest (Nov. 30). He had three assists and a team-best two steals vs. Michigan (Feb. 19), five points and five rebounds at Illinois (Feb. 26) and six points, six rebounds and two thefts at Michigan State (March 2). McCabe scored five points, including sinking a key triple late in the contest, and grabbed four boards vs. Michigan State at the Big Ten Tournament (March 10).



### **IMPROVED STATISTICS**

Comparing this season's statistics to last year, Iowa put up improved numbers. The Hawkeyes averaged 6.7 more points, 3.0 rebounds, 2.5 steals and 0.9 blocks.

<b>Statistic</b>	<b>10-11</b>	<b>09-10</b>	<b>Differential</b>
Scoring	67.2	60.5	+6.7
Rebounding	35.0	32.0	+3.0
Steals	6.7	4.2	+2.5
Blocks	2.9	2.0	+0.9

### **PAYNE DECIDES TO TRANSFER**

After the season, Cully Payne asked for and has been granted a release from his scholarship.

"We appreciate Cully's hard work and contributions to the Iowa basketball program the last two years," said McCaffery. "We are thankful for Cully that he has been able to make a full recovery from his injury and wish him nothing but the best in his future endeavors."

Payne started the first 37 games of his career, before suffering a season-ending sports hernia injury after playing the first five games this past season. The native of Schaumburg, Ill., averaged eight points and 3.8 assists while wearing a Hawkeye uniform.

### **A YOUNG SQUAD**

Iowa's roster of 15 players included six freshmen, two sophomores, five juniors and two seniors. The freshmen were Mel-sahn Basabe (6-7, 225), Cody Cox (6-4, 190), Roy Devyn Marble (6-5, 190), Zach McCabe (6-7, 225), Darius Stokes (6-7, 190) and Branden Stubbs (6-2, 170). The sophomores were Eric May and Cully Payne.

In addition, juniors Bryce Cartwright (6-1, 180) and Jordan Stoermer (6-2, 185) were in their first year at Iowa. Cartwright played as a rookie at Fresno State and Paris JC (Texas) his sophomore campaign. Stoermer played his first two seasons at Kirkwood CC (Iowa).

### **IOWA HISTORY**

Iowa has played 2,593 games since beginning basketball in 1902. Iowa's overall record is 1,487-1,106 (.573). That includes a 942-346 (.731) record in home games, a 545-709 (.435) record in contests away from Iowa City, a 703-717 (.495) mark in Big Ten games and a 348-111 (.758) record in Carver-Hawkeye Arena.

### **HAWKEYES ARE TOUGH AT HOME**

Iowa has won 72 of its 102 games (.706) in Carver-Hawkeye Arena (15,500) over the last seven seasons, including win streaks of 21 straight overall and 12 straight Big Ten Conference wins. Iowa has won 10 of its last 20 home games against ranked opponents. Iowa was a perfect 17-0 at home in 2006, 14-2 in 2007, 10-8 in 2008, 13-4 in 2009, 9-9 in 2010 and 8-8 this season.

### **IOWA IN CARVER-HAWKEYE ARENA**

Iowa has compiled a 348-111 (.758) record in Carver-Hawkeye Arena since the facility opened in January, 1983. Iowa is 162-89 (.645) in Big Ten games and 186-22 (.894) in non-Big Ten contests.

Carver-Hawkeye Arena is currently undergoing a \$47 million renovation that is scheduled to be completed in August.

### **HAWKEYE HOOPS ON SOCIAL MEDIA**

Iowa Hawkeye fans can get even more information, photos and video about the men's basketball team on social media sites facebook ([facebook.com/hawkeyehoops](https://www.facebook.com/hawkeyehoops)) and twitter ([twitter.com/iowahoops](https://twitter.com/iowahoops)).

Exclusive video, ticket specials and more will be available on facebook throughout the season.

### **IOWA PHOTOS AVAILABLE**

Up-to-date head shots of all Iowa players and coaches are available on the internet at [pics.hawkeyebasketball.com](http://pics.hawkeyebasketball.com). Contact the Iowa Sports Information office if you are in need of additional photos.

### **IOWA INFORMATION ON THE WEB**

Iowa basketball information is available on the University of Iowa's web site, [hawkeyesports.com](http://hawkeyesports.com). Once you have entered the web site, you may obtain biographical information on Iowa players and coaches, game notes, game stories and box scores from all games throughout the season, plus team and individual cumulative stats and a PDF version of "Iowa's History and Record" book.

Members of the media who wish to have this information forwarded via e-mail throughout the season may do so by contacting the Iowa Sports Information office with your e-mail address.






# IOWA HAWKEYE BASKETBALL

## Updated Iowa Player Bio

### Devon Archie



# 35

**Jr.-RS, 6-9, 225, Forward  
Indianapolis, IN  
Vincennes CC**

- Sidelined due to injury last season; received a medical redshirt
- Didn't start playing basketball until high school. He played on the junior varsity squad his junior season and varsity year his senior year.
- Played in 23 games this year
- Saw first career action vs. UL Monroe, tallying two points, one assist and two rebounds
- Set career highs in points (10), rebounds (11), field goals made (three) and attempted (four), and free throws made (four) and attempted (seven) against Xavier.
- Averaged 4.7 points and six rebounds in three games at Paradise Jam
- Totaled eight points and seven rebounds, playing in a career-high 21 minutes in victory over SIU-Edwardsville
- Recorded eight rebounds and a career-high three blocks in 20 minutes of action at #10 Purdue
- Set career highs in assists (2) and steals (2) in home game vs. Northwestern
- Notched four points and four rebounds off the bench at Michigan
- Tallied six rebounds off the bench in home win over Michigan State
- Two points, three rebounds, one block and a steal in home win over #6 Purdue

### 2010-11 Game-by-Game

Opponent	Date	gs	min	Total		3-Pointers		Free throws		Rebounds				pf	a	t/o	blk	stl	pts	avg
				fg	fga	pct	3fg	3fga	pct	ft	fta	pct	off							
LOUISIANA MONROE	11/16/10	7	1-2	.500	0-0	.000	0-0	.000	1	1	2	2.0	0	1	0	0	0	2	2.0	
vs Xavier	11/19/10	14	3-4	.750	0-0	.000	4-7	.571	6	5	11	6.5	3	0	1	0	0	10	6.0	
vs Alabama	11/20/10	8	1-3	.333	0-0	.000	0-2	.000	1	1	2	5.0	0	0	0	0	0	2	4.7	
vs Long Beach State	11/22/10	10	1-1	1.000	0-0	.000	0-0	.000	1	4	5	5.0	0	2	0	1	1	2	4.0	
SIU EDWARDSVILLE	11/26/10	21	3-5	.600	0-0	.000	2-5	.400	3	4	7	5.4	1	0	2	0	1	8	4.8	
at Wake Forest	11/30/10	4	0-0	.000	0-0	.000	0-0	.000	1	0	1	4.7	0	0	0	0	0	0	4.0	
IDAHO STATE	12/04/10	6	0-1	.000	0-0	.000	0-2	.000	3	1	4	4.6	0	0	2	0	0	0	3.4	
IOWA STATE	12/10/10	1	0-0	.000	0-0	.000	0-0	.000	0	0	0	4.0	0	0	0	0	0	0	3.0	
at Drake	12/18/10	2	0-0	.000	0-0	.000	0-0	.000	0	0	0	3.6	0	0	0	0	0	0	2.7	
LOUISIANA TECH	12/21/10	6	0-0	.000	0-0	.000	0-0	.000	0	1	1	3.3	1	0	0	0	0	0	2.4	
ILLINOIS	12/29/10	1	0-0	.000	0-0	.000	0-0	.000	0	0	0	3.0	0	0	0	0	0	0	2.2	
OHIO STATE	01/04/11	1	0-0	.000	0-0	.000	0-0	.000	0	0	0	2.8	0	0	0	0	0	0	2.0	
at Purdue	01/09/11	20	1-2	.500	0-0	.000	0-0	.000	2	6	8	3.2	1	1	0	3	0	2	2.0	
NORTHWESTERN	01/12/11	11	1-1	1.000	0-0	.000	0-0	.000	0	0	0	2.9	2	2	0	1	2	2	2.0	
at Minnesota	01/16/11	5	0-0	.000	0-0	.000	0-0	.000	1	1	2	2.9	2	0	0	0	0	0	1.9	
at Ohio State	01/19/11	6	1-1	1.000	0-0	.000	0-0	.000	1	1	2	2.8	1	1	3	0	0	2	1.9	
INDIANA	01/23/11	2	0-0	.000	0-0	.000	0-0	.000	0	2	2	2.8	1	0	0	0	0	0	1.8	
at Michigan	01/30/11	13	2-3	.667	0-0	.000	0-3	.000	2	2	4	2.8	1	0	0	0	0	4	1.9	
MICHIGAN STATE	02/02/11	14	0-1	.000	0-0	.000	0-0	.000	1	5	6	3.0	0	0	1	1	0	0	1.8	
at Indiana	02/05/11	3	0-0	.000	0-0	.000	0-1	.000	0	0	0	2.9	1	0	1	0	0	0	1.7	
at Northwestern	02/17/11	10	1-2	.500	0-0	.000	0-2	.000	1	2	3	2.9	0	1	0	0	0	2	1.7	
PURDUE	03/05/11	10	1-2	.500	0-0	.000	0-1	.000	1	2	3	2.9	1	0	0	1	1	2	1.7	
vs Michigan State	03/10/11	9	0-4	.000	0-0	.000	0-0	.000	3	0	3	2.9	0	0	0	0	1	0	1.7	
Totals		0	184	16-32	.500	0-0	.000	6-23	.261	28	38	66	2.9	15	8	10	7	6	38	1.7

Games played: 23  
 Minutes/game: 8.0  
 Points/game: 1.7  
 FG Pct: 50.0  
 FT Pct: 26.1

Rebounds/game: 2.9  
 Assists/game: 0.3  
 Turnovers/game: 0.4  
 Assist/turnover ratio: 0.8  
 Steals/game: 0.3  
 Blocks/game: 0.3

### Personal Bests

- Points:** 10 vs. Xavier, 11/19/10
- Rebounds:** 11 vs. Xavier, 11/19/10
- FGM:** 3, 2x, last vs. SIUE, 11/26/10
- FGA:** 5 vs. SIUE, 11/26/10
- 3-pt FG:** - - -
- 3-pt FGA:** - - -
- FTM:** 4 vs. Xavier, 11/19/10
- FTA:** 7 vs. Xavier, 11/19/10
- Assists:** 2, 2x, last vs. N'western, 1/12/11
- Steals:** 2 vs. N'western, 1/12/11
- Blocks:** 3 at Purdue, 1/9/11
- Minutes:** 21, vs. SIUE, 11/26/10

### CAREER STATISTICS

YEAR	G/GS	FG-A	PCT	3-PT	PCT	FT-A	PCT	RB	AVG	PF-FO	AS	TO	BK	ST	PTS	AVG
Junior	23/0	16-32	.500	0-0	.000	6-23	.261	66	2.9	15-0	8	10	7	6	38	1.7





# IOWA HAWKEYE BASKETBALL

## Updated Iowa Player Bio

### Melsahn Basabe



1

**Fr., 6-7, 225, Forward**  
**Glen Cove, NY**  
**St. Mark's**

- Named to Big Ten Conference all-Freshman team
- Honorable mention all-Big Ten by league coaches and media
- Became the first freshman this year and first Big Ten player -- regardless of class -- to post at least 20 points, 10 rebounds and 5 blocks in a game when he was credited with 22 points, 13 rebounds and 6 blocks vs. #2 Ohio State
- Only Hawkeye freshmen to ever amass over 340 points, 200 rebounds and 40 blocks and first Iowa player to accomplish the feat since Ryan Bowen totaled 447 points, 271 rebounds and 41 blocks as a senior in 1997-98
- First Hawkeye to score at least 20 points in at least five Big Ten games since Adam Haluska accomplished the feat in 2004-05
- One of only four freshmen in the country to have four or more 20-point, 10-rebound outbursts (Basabe has four)
- Has six double-doubles (five against Big Ten competition), the second most by a Big Ten freshman
- One of only seven Big Ten players with six or more double-doubles
- Led Iowa in blocks (41) and rebounding (6.8)
- His 210 rebounds are the most ever for an Iowa rookie and his 41 blocks rank third best
- Reached double-digit rebounds in seven games, the second most by a Big Ten freshman
- Ranked first among Big Ten freshmen in blocks (1.3), second in rebounding (6.8) and third in scoring (11.0)
- Ranked seventh in Big Ten blocked shots (1.3) and third in field goal percentage (.572)
- Recorded double-double against Iowa State with 12 points and 14 rebounds, almost notching triple-double with seven blocks
- Scored 22 points, while grabbing 13 rebounds and blocking a game-high six shots, in home game vs. #2 Ohio State

### 2010-11 Game-by-Game

Opponent	Date	gs	min	Total		3-Pointers		Free throws		Rebounds				pf	a	t/o	blk	stl	pts	avg	
				fg-fga	pct	3fg-fga	pct	ft-fga	pct	off	def	tot	avg								
SOUTH DAKOTA STATE	11/14/10	*	24	1-5	.200	0-0	.000	2-2	1.000	1	8	9	9.0	4	0	4	1	0	4	4.0	
LOUISIANA MONROE	11/16/10	*	31	3-7	.429	0-0	.000	1-3	.333	3	8	11	10.0	4	0	4	3	0	7	5.5	
vs Xavier	11/19/10	*	17	4-5	.800	0-0	.000	2-2	1.000	1	1	2	7.3	4	0	0	0	0	10	7.0	
vs Alabama	11/20/10	*	11	0-1	.000	0-0	.000	0-4	.000	1	2	3	6.3	2	0	2	1	0	0	5.3	
vs Long Beach State	11/22/10	*	16	2-3	.667	0-0	.000	1-2	.500	1	1	2	5.4	1	0	2	0	0	5	5.2	
SIU EDWARDSVILLE	11/26/10	*	21	3-5	.600	0-0	.000	7-8	.875	4	4	8	5.8	3	1	3	2	0	13	6.5	
at Wake Forest	11/30/10	*	28	6-9	.667	0-0	.000	1-1	1.000	3	5	8	6.1	2	0	2	2	1	13	7.4	
IDAHO STATE	12/04/10	*	19	3-4	.750	0-0	.000	2-2	1.000	3	1	4	5.9	3	0	2	0	1	8	7.5	
NORTHERN IOWA	12/07/10	*	27	6-8	.750	0-0	.000	2-6	.333	2	5	7	6.0	1	0	0	0	0	14	8.2	
IOWA STATE	12/10/10	*	31	6-14	.429	0-0	.000	0-4	.000	6	8	14	6.8	2	1	2	7	1	12	8.6	
at Drake	12/18/10	*	21	2-5	.400	0-0	.000	5-6	.833	0	5	5	6.6	4	0	2	0	1	9	8.6	
LOUISIANA TECH	12/21/10	*	26	3-5	.600	0-0	.000	1-1	1.000	1	2	3	6.3	3	0	1	2	1	7	8.5	
ILLINOIS	12/29/10	*	12	2-5	.400	0-0	.000	0-0	.000	2	0	2	6.0	3	0	1	0	0	4	8.2	
OHIO STATE	01/04/11	*	32	7-13	.538	0-0	.000	8-11	.727	8	5	13	6.5	3	0	2	6	0	22	9.1	
at Purdue	01/09/11	*	19	1-5	.200	0-0	.000	6-6	1.000	2	1	3	6.3	0	0	4	0	0	8	9.1	
NORTHWESTERN	01/12/11	*	21	3-3	1.000	0-0	.000	0-0	.000	4	8	12	6.6	1	0	3	2	0	6	8.9	
at Minnesota	01/16/11	*	35	8-12	.667	0-0	.000	4-5	.800	5	8	13	7.0	4	1	1	0	0	20	9.5	
at Ohio State	01/19/11	*	25	5-10	.500	0-0	.000	1-2	.500	2	2	4	6.8	3	0	4	0	0	11	9.6	
INDIANA	01/23/11	*	28	7-10	.700	0-0	.000	6-8	.750	2	8	10	7.0	3	2	5	2	2	20	10.2	
at Penn State	01/26/11	*	20	1-4	.250	0-0	.000	2-2	1.000	0	2	2	6.8	1	1	1	0	1	4	9.9	
at Michigan	01/30/11	*	32	9-11	.818	0-0	.000	7-8	.875	4	4	8	6.8	2	0	0	2	1	25	10.6	
MICHIGAN STATE	02/02/11	*	20	2-6	.333	0-0	.000	0-0	.000	0	3	3	6.6	3	0	0	2	0	4	10.3	
at Indiana	02/05/11	*	35	6-10	.600	0-0	.000	8-9	.889	5	8	13	6.9	4	0	4	1	1	20	10.7	
WISCONSIN	02/09/11	*	37	6-11	.545	0-0	.000	1-1	1.000	4	7	11	7.1	0	0	2	3	1	13	10.8	
MINNESOTA	02/13/11	*	17	2-4	.500	0-0	.000	0-0	.000	1	3	4	7.0	5	0	1	0	0	4	10.5	
at Northwestern	02/17/11	*	20	6-11	.545	0-0	.000	1-2	.500	4	3	7	7.0	4	0	0	1	0	13	10.6	
MICHIGAN	02/19/11	*	34	8-10	.800	0-0	.000	3-3	1.000	3	5	8	7.0	0	0	1	0	0	19	10.9	
at Illinois	02/26/11	*	30	5-9	.556	0-0	.000	7-7	1.000	5	2	7	7.0	3	2	5	2	1	17	11.1	
at Michigan State	03/02/11	*	25	6-9	.667	0-0	.000	1-5	.200	3	1	4	6.9	5	0	2	1	0	13	11.2	
PURDUE	03/05/11	*	31	5-10	.500	0-0	.000	1-2	.500	5	3	8	6.9	3	1	2	1	0	11	11.2	
vs Michigan State	03/10/11	*	14	3-5	.600	0-0	.000	0-0	.000	0	2	2	6.8	3	0	3	0	0	6	11.0	
<b>Totals</b>			<b>31</b>	<b>759</b>	<b>131-229</b>	<b>.572</b>	<b>0-0</b>	<b>.000</b>	<b>80-112</b>	<b>.714</b>	<b>85</b>	<b>125</b>	<b>210</b>	<b>6.8</b>	<b>83</b>	<b>9</b>	<b>65</b>	<b>41</b>	<b>12</b>	<b>342</b>	<b>11.0</b>

Games played: 31  
 Minutes/game: 24.5  
 Points/game: 11.0  
 FG Pct: 57.2  
 FT Pct: 71.4

Rebounds/game: 6.8  
 Assists/game: 0.3  
 Turnovers/game: 2.1  
 Assist/turnover ratio: 0.1  
 Steals/game: 0.4  
 Blocks/game: 1.3

- Recorded a game-high 12 rebounds and two blocks, and netted six points in home game vs. Northwestern
- Notched game highs with 20 points and 13 rebounds at #25 Minnesota
- Had a double-double in home win over Indiana, recording 20 points and 10 rebounds, also set career-highs in assists (two) and steals (two)
- Recorded a career-high 25 points at Michigan to go along with eight rebounds, making a career-high nine field goals (9-11)
- Notched a double-double in win at Indiana, with 20 points and a game-high 13 rebounds
- Tallied a double-double in overtime loss to Wisconsin, recording 13 points and 11 rebounds in a career-high 37 minutes
- Missed only two shot attempts (8-10 FG, 3-3 FT) while posting game highs in scoring (19) and rebounding (8) in home game vs. Michigan
- Recorded 17 points, seven rebounds, two assists and two blocks at Illinois, including making all seven free throw attempts

- Recorded 11 points and eight rebounds in home win over #6 Purdue

#### Personal Bests

**Points:** 25 at Michigan, 1/30/11  
**Rebounds:** 14 vs. Iowa State, 12/10/10  
**FGM:** 9 at Michigan, 1/30/11  
**FGA:** 14 vs. Iowa State, 12/10/10  
**3-pt FG:** ---  
**3-pt FGA:** ---  
**FTM:** 8, 2x, last at Indiana, 2/5/11  
**FTA:** 11 vs. Ohio State, 1/4/11  
**Assists:** 2, 2x, last at Illinois, 2/26/11  
**Steals:** 2 vs. Indiana, 1/23/11  
**Blocks:** 7 vs. Iowa State, 12/10/10  
**Minutes:** 37 vs. Wisconsin, 2/9/11

#### CAREER STATISTICS

YEAR	G/GS	FG-A	PCT	3-PT	PCT	FT-A	PCT	RB	AVG	PF-FO	AS	TO	BK	ST	PTS	AVG
Fresh.	31/31	131-229	.572	0-0	.000	80-112	.714	210	6.8	83-2	9	65	41	12	342	11.0





# IOWA HAWKEYE BASKETBALL

Updated Iowa Player Bio

## Andrew Brommer



# 20

**Jr., 6-9, 235, Forward**  
**Rosemount, MN**  
**Rosemount HS**

- Competed in all 31 games this season
- Scored six points off the bench in season opener vs. South Dakota State
- Grabbed five rebounds in win over UL Monroe, adding four points
- Rejected two shots against Xavier
- Collected a career-high three assists in victory over SIUE
- Posted a career high with 12 points against Iowa State
- Equaled a career high with three assists in home game vs. #2 Ohio State
- Recorded six points and three rebounds off the bench at #10 Purdue
- Set or tied career highs in points (12), rebounds (six), field goals attempted (eight), blocks (three) and minutes (30) at #1 Ohio State
- Tallied five points and three rebounds in home win over Indiana
- Notched six points in home win over Michigan State
- Recorded four points and four rebounds in home loss to Wisconsin
- Blocked a career-high four shots in home game vs. #25 Minnesota
- Two points and two rebounds in home win over #6 Purdue

## 2010-11 Game-by-Game

Opponent	Date	gs	min	Total		3-Pointers		Free throws		Rebounds				pf	a	t/o	blk	stl	pts	avg
				fg-fga	pct	3fg-fga	pct	ft-fga	pct	off	def	tot	avg							
SOUTH DAKOTA STATE	11/14/10	12	2-4	.500	0-0	.000	2-4	.500	1	1	2	2.0	3	0	1	0	0	6	6.0	
LOUISIANA MONROE	11/16/10	13	2-3	.667	0-0	.000	0-0	.000	2	3	5	3.5	2	1	2	0	1	4	5.0	
vs Xavier	11/19/10	8	0-2	.000	0-0	.000	0-0	.000	1	1	2	3.0	4	0	1	0	0	0	3.3	
vs Alabama	11/20/10	8	0-1	.000	0-0	.000	0-0	.000	1	0	1	2.5	1	0	2	0	0	0	2.5	
vs Long Beach State	11/22/10	8	3-4	.750	0-0	.000	0-0	.000	1	1	2	2.4	0	1	1	2	0	6	3.2	
SIU EDWARDSVILLE	11/26/10	18	1-3	.333	0-0	.000	3-6	.500	1	1	2	2.3	0	3	0	0	0	5	3.5	
at Wake Forest	11/30/10	5	0-2	.000	0-0	.000	0-0	.000	2	0	2	2.3	2	1	0	0	0	0	3.0	
IDAHO STATE	12/04/10	15	1-2	.500	0-0	.000	1-5	.200	0	4	4	2.5	2	2	1	1	2	3	3.0	
NORTHERN IOWA	12/07/10	14	1-2	.500	0-0	.000	0-0	.000	0	2	2	2.4	2	2	0	0	0	2	2.9	
IOWA STATE	12/10/10	16	6-7	.857	0-0	.000	0-2	.000	2	2	4	2.6	3	0	0	0	0	12	3.8	
at Drake	12/18/10	6	0-3	.000	0-0	.000	0-0	.000	0	0	0	2.4	1	0	1	1	0	0	3.5	
LOUISIANA TECH	12/21/10	15	1-2	.500	0-0	.000	1-2	.500	0	1	1	2.3	3	0	2	1	0	3	3.4	
ILLINOIS	12/29/10	12	1-3	.333	0-0	.000	0-0	.000	2	1	3	2.3	3	1	0	0	0	2	3.3	
OHIO STATE	01/04/11	14	0-0	.000	0-0	.000	0-0	.000	1	2	3	2.4	4	3	0	0	0	0	3.1	
at Purdue	01/09/11	15	3-5	.600	0-0	.000	0-2	.000	1	2	3	2.4	2	0	0	1	0	6	3.3	
NORTHWESTERN	01/12/11	8	0-0	.000	0-0	.000	0-2	.000	0	0	0	2.3	0	0	1	0	0	0	3.1	
at Minnesota	01/16/11	5	0-0	.000	0-0	.000	0-0	.000	0	1	1	2.2	0	0	1	0	0	0	2.9	
at Ohio State	01/19/11	30	5-8	.625	0-0	.000	2-2	1.000	3	3	6	2.4	3	2	1	3	1	12	3.4	
INDIANA	01/23/11	12	2-2	1.000	0-0	.000	1-1	1.000	2	1	3	2.4	4	1	1	0	0	5	3.5	
at Penn State	01/26/11	20	2-2	1.000	0-0	.000	1-3	.333	2	1	3	2.5	1	1	1	0	0	5	3.6	
at Michigan	01/30/11	9	0-0	.000	0-0	.000	0-0	.000	0	0	0	2.3	2	0	3	0	0	0	3.4	
MICHIGAN STATE	02/02/11	14	3-4	.750	0-0	.000	0-0	.000	2	0	2	2.3	1	1	2	0	0	6	3.5	
at Indiana	02/05/11	6	1-1	1.000	0-0	.000	0-0	.000	0	2	2	2.3	3	0	1	0	0	2	3.4	
WISCONSIN	02/09/11	14	2-2	1.000	0-0	.000	0-0	.000	2	2	4	2.4	1	2	0	0	0	4	3.5	
MINNESOTA	02/13/11	27	1-1	1.000	0-0	.000	0-0	.000	1	2	3	2.4	3	1	3	4	1	2	3.4	
at Northwestern	02/17/11	11	0-0	.000	0-0	.000	0-0	.000	0	3	3	2.4	2	0	1	0	0	0	3.3	
MICHIGAN	02/19/11	15	1-3	.333	0-0	.000	0-0	.000	0	5	5	2.5	4	0	2	0	1	2	3.2	
at Illinois	02/26/11	10	1-2	.500	0-0	.000	1-2	.500	0	0	0	2.4	0	0	0	0	0	3	3.2	
at Michigan State	03/02/11	13	0-0	.000	0-0	.000	2-2	1.000	1	1	2	2.4	5	0	1	2	0	2	3.2	
PURDUE	03/05/11	5	1-1	1.000	0-0	.000	0-0	.000	0	2	2	2.4	4	0	0	0	0	2	3.1	
vs Michigan State	03/10/11	10	1-3	.333	0-0	.000	0-0	.000	1	1	2	2.4	1	0	1	0	0	2	3.1	
Totals		0	388	41-72	.569	0-0	.000	14-33	.424	29	45	74	2.4	66	22	30	15	6	96	3.1

Games played: 31  
 Minutes/game: 12.5  
 Points/game: 3.1  
 FG Pct: 56.9  
 FT Pct: 42.4

Rebounds/game: 2.4  
 Assists/game: 0.7  
 Turnovers/game: 1.0  
 Assist/turnover ratio: 0.7  
 Steals/game: 0.2  
 Blocks/game: 0.5

### Personal Bests

- Points:** 12, 2x, last at Ohio State, 1/19/11
- Rebounds:** 6 at Ohio State, 1/19/11
- FGM:** 6 vs. Iowa State, 12/10/10
- FGA:** 8 at Ohio State, 1/19/11
- FTM:** 4 vs. Tennessee State, 1/12/10
- FTA:** 8 vs. West Virginia, 11/28/08
- Assists:** 3, 2x, last vs. Ohio State, 1/4/11
- Steals:** 2, 2x, last vs. Idaho State, 12/4/10
- Blocks:** 4 vs. Minnesota, 2/13/11
- Minutes:** 30 at Ohio State, 1/19/11

### CAREER STATISTICS

YEAR	G/GS	FG-A	PCT	3-PT	PCT	FT-A	PCT	RB	AVG	PF-FO	AS	TO	BK	ST	PTS	AVG
Fresh.	20/0	9-17	.529	0-0	.000	5-22	.227	23	1.2	29-1	2	7	9	2	23	1.2
Soph.	22/0	10-26	.385	0-1	.000	18-24	.750	28	1.2	38-3	9	11	7	7	38	1.7
Junior	31/0	41-72	.569	0-0	.000	14-33	.424	74	2.4	66-1	22	30	15	6	96	3.1
<b>TOTALS</b>	<b>73/0</b>	<b>60-115</b>	<b>.522</b>	<b>0-1</b>	<b>.000</b>	<b>37-79</b>	<b>.468</b>	<b>125</b>	<b>1.7</b>	<b>133-5</b>	<b>33</b>	<b>48</b>	<b>31</b>	<b>15</b>	<b>157</b>	<b>2.2</b>





# IOWA HAWKEYE BASKETBALL

## Updated Iowa Player Bio

### Bryce Cartwright



# 24

**Jr., 6-1, 180, Guard  
Compton, CA  
Dominguez HS  
Fresno State/Paris JC**

- Honorable mention all-Big Ten by league media
- Attended the same high school as Tyson Chandler, Cedric Ceballos, Dennis Johnson and Tayshaun Prince
- One of only two Hawkeyes to ever be credited with eight assists or more in four-straight games (Andre Woolridge in 1994-95)
- One of two Hawkeye point guards to ever collect eight assists or more in nine games in a single-season (Andre Woolridge in 1997)
- Became first Hawkeye to ever lead the team in scoring (14), rebounding (7) and assists (6) in a Big Ten Tournament game (vs. Michigan State)
- One of only two Hawkeyes to ever average better than 10.5 points and 5.8 assists in a single-season (Andre Woolridge in 1995, 1996 and 1997)
- Ranks 19th nationally in assists
- Ranks fifth in Iowa single-season assists (182)
- Over the final 11 games, averaged 7.5 assists and a 2.3 assist/turnover ratio
- Ranked first in assists (6.83) during Big Ten play and third overall (5.87)
- Made four first-half buzzer-beaters (Iowa State, Drake, Illinois and Ohio State)
- Started the last 26 games at point guard
- Notched first career double-double in home win over Michigan State, tallying 12 points and a career-high 10 assists
- Posted double figures in scoring 20 times and has dished out seven or more assists nine of the last 12 games
- Ranks first in team assists (182) and third in scoring (10.9)
- Became the third different Hawkeye to average at least five assists per game in a single-season since 1996-97
- Dished out five or more assists in 22 of last 25 games and eight assists or more in seven of the last 12
- Set a career high with four steals vs. Long Beach State
- Dished out eight assists in win over Idaho State; also notching 15 points and two steals

### 2010-11 Game-by-Game

Opponent	Date	gs	min	Total		3-Pointers		Free throws		Rebounds				pf	a	t/o	blk	stl	pts	avg
				fg-fga	pct	3fg-fga	pct	ft-fa	pct	off	def	tot	avg							
SOUTH DAKOTA STATE	11/14/10	25	1-7	.143	0-1	.000	0-0	.000	2	2	4	4.0	1	4	3	0	0	2	2.0	
LOUISIANA MONROE	11/16/10	16	3-6	.500	1-3	.333	0-1	.000	0	0	0	2.0	0	4	3	1	1	7	4.5	
vs Xavier	11/19/10	22	3-12	.250	0-3	.000	3-4	.750	1	0	1	1.7	2	2	3	0	0	9	6.0	
vs Alabama	11/20/10	18	3-6	.500	1-1	1.000	3-3	1.000	0	3	3	2.0	0	2	1	0	1	10	7.0	
vs Long Beach State	11/22/10	30	8-16	.500	1-3	.333	0-2	.000	1	2	3	2.2	2	2	3	0	4	17	9.0	
SIU EDWARDSVILLE	11/26/10	* 21	5-8	.625	0-0	.000	1-2	.500	1	0	1	2.0	1	4	2	0	2	11	9.3	
at Wake Forest	11/30/10	* 21	5-10	.500	1-3	.333	2-2	1.000	1	1	2	2.0	3	5	2	0	0	13	9.9	
IDAHO STATE	12/04/10	* 37	6-12	.500	0-1	.000	3-4	.750	1	2	3	2.1	2	8	3	0	2	15	10.5	
NORTHERN IOWA	12/07/10	* 35	2-8	.250	1-2	.500	3-6	.500	0	2	2	2.1	1	6	4	0	0	8	10.2	
IOWA STATE	12/10/10	* 33	2-11	.182	0-2	.000	2-4	.500	0	2	2	2.1	1	7	5	0	0	6	9.8	
at Drake	12/18/10	* 30	3-6	.500	0-2	.000	1-2	.500	1	4	5	2.4	1	2	3	0	2	7	9.5	
LOUISIANA TECH	12/21/10	* 37	7-19	.368	1-4	.250	4-4	1.000	0	6	6	2.7	0	7	2	0	1	19	10.3	
ILLINOIS	12/29/10	* 30	6-12	.500	0-2	.000	1-2	.500	1	2	3	2.7	2	5	3	0	1	13	10.5	
OHIO STATE	01/04/11	* 35	4-11	.364	2-3	.667	0-0	.000	0	1	1	2.6	0	8	6	0	2	10	10.5	
at Purdue	01/09/11	* 29	2-10	.200	0-0	.000	0-1	.000	1	1	2	2.5	2	3	4	0	1	4	10.1	
NORTHWESTERN	01/12/11	* 38	9-16	.563	0-1	.000	7-8	.875	0	1	1	2.4	3	5	2	0	2	25	11.0	
at Minnesota	01/16/11	* 33	3-10	.300	0-1	.000	4-5	.800	0	1	1	2.4	1	5	3	0	1	10	10.9	
at Ohio State	01/19/11	* 36	5-13	.385	0-1	.000	0-0	.000	0	1	1	2.3	1	7	5	0	1	10	10.9	
INDIANA	01/23/11	* 30	2-7	.286	1-2	.500	2-4	.500	0	5	5	2.4	2	5	6	0	1	7	10.7	
at Penn State	01/26/11	* 35	4-13	.308	1-6	.167	0-0	.000	1	1	2	2.4	3	8	3	0	2	9	10.6	
at Michigan	01/30/11	* 30	5-10	.500	1-2	.500	0-0	.000	0	1	1	2.3	1	9	0	0	0	11	10.6	
MICHIGAN STATE	02/02/11	* 37	6-12	.500	0-2	.000	0-0	.000	0	3	3	2.4	1	10	4	0	0	12	10.7	
at Indiana	02/05/11	* 33	5-11	.455	1-3	.333	4-5	.800	0	2	2	2.3	0	8	4	0	1	15	10.9	
WISCONSIN	02/09/11	* 42	5-15	.333	1-2	.500	3-3	1.000	0	3	3	2.4	3	4	2	0	0	14	11.0	
MINNESOTA	02/13/11	* 39	4-11	.364	3-7	.429	0-0	.000	2	1	3	2.4	0	7	5	0	0	11	11.0	
at Northwestern	02/17/11	* 35	5-12	.417	0-1	.000	0-0	.000	1	2	3	2.4	1	9	4	0	0	10	11.0	
MICHIGAN	02/19/11	* 38	3-13	.231	0-4	.000	2-2	1.000	1	4	5	2.5	2	8	5	0	1	8	10.9	
at Illinois	02/26/11	* 32	3-10	.300	1-3	.333	1-1	1.000	0	5	5	2.6	2	9	4	0	2	8	10.8	
at Michigan State	03/02/11	* 28	5-11	.455	0-0	.000	1-2	.500	1	3	4	2.7	1	6	3	0	0	11	10.8	
PURDUE	03/05/11	* 26	5-8	.625	1-2	.500	2-5	.400	1	5	6	2.8	2	7	2	0	0	13	10.8	
vs Michigan State	03/10/11	* 33	5-15	.333	1-2	.500	3-3	1.000	3	4	7	2.9	1	6	3	0	0	14	10.9	
<b>Totals</b>		<b>26</b>	<b>964</b>	<b>134-341</b>	<b>.393</b>	<b>19-69</b>	<b>.275</b>	<b>52-75</b>	<b>.693</b>	<b>20</b>	<b>70</b>	<b>90</b>	<b>2.9</b>	<b>42</b>	<b>182</b>	<b>102</b>	<b>1</b>	<b>28</b>	<b>339</b>	<b>10.9</b>

Games played: 31  
Minutes/game: 31.1  
Points/game: 10.9  
FG Pct: 39.3  
3FG Pct: 27.5  
FT Pct: 69.3

Rebounds/game: 2.9  
Assists/game: 5.9  
Turnovers/game: 3.3  
Assist/turnover ratio: 1.8  
Steals/game: 0.9  
Blocks/game: 0.0

- Recorded 19 points, a game-high seven assists and snagged six rebounds in win over Louisiana Tech
- Posted 10 points and a game-high eight assists in home game vs. #2 Ohio State
- Recorded a career-high 25 points in home game vs. Northwestern, establishing personal highs in field goals made (9), free throws made (7) and free throws attempted (8)
- Tallied 10 points and a game-high seven assists at #1 Ohio State
- In home win over Indiana, recorded seven points, five rebounds and five assists
- Collected eight assists at Penn State, adding nine points and two steals
- Recorded nine assists at Michigan, while recording no turnovers and scoring 11 points
- In win at Indiana, notched 15 points and a game-high eight assists
- Had nine assists and 10 points at Northwestern
- Tallied eight points, nine assists and five rebounds at Illinois

- Had 13 points and seven assists in home win over #6 Purdue

#### Personal Bests

**Points:** 25 vs. N'western, 1/12/11  
**Rebounds:** 6, 3x, last vs. Purdue, 3/5/11  
**FGM:** 9 vs. N'western, 1/12/11  
**FGA:** 19 vs. La. Tech, 12/21/10  
**3-pt FG:** 3, 2x, last vs. Minnesota, 2/13/11  
**3-pt FGA:** 7 vs. Minnesota, 2/13/11  
**FTM:** 7 vs. N'western, 1/12/11  
**FTA:** 8 vs. N'western, 1/12/11  
**Assists:** 10 vs. Michigan State, 2/2/11  
**Steals:** 4 vs. Long Beach State, 11/22/10  
**Blocks:** 1, 3x, last vs. UL Monroe, 11/16/10  
**Minutes:** 44 at New Mexico State, 2/14/09

#### CAREER STATISTICS

YEAR	G/GS	FG-A	PCT	3-PT	PCT	FT-A	PCT	RB	AVG	PF-FO	AS	TO	BK	ST	PTS	AVG
Fresh.	34/20	58-155	.374	17-65	.262	34-46	.739	60	1.8	45-1	109	68	2	27	167	4.9
Soph.	At Paris Junior College															
Junior	31/26	134-341	.393	19-69	.275	52-75	.693	90	2.9	42-0	182	102	1	28	339	10.9
<b>TOTALS</b>	<b>65/46</b>	<b>192-496</b>	<b>.387</b>	<b>36-134</b>	<b>.269</b>	<b>86-121</b>	<b>.711</b>	<b>150</b>	<b>2.3</b>	<b>87-1</b>	<b>291</b>	<b>170</b>	<b>3</b>	<b>55</b>	<b>506</b>	<b>7.8</b>








# IOWA HAWKEYE BASKETBALL

Updated Iowa Player Bio

## Jarryd Cole



# 50

**Sr., 6-7, 250, Forward**  
**Kansas City, MO**  
**Winnetonka HS**

- Two-time Big Ten Sportsmanship Award honoree (2010 and 2011)
- Three-time team co-captain
- Four double-doubles this season (Northern Iowa, Louisiana Tech, Wisconsin and Purdue); one of 17 Big Ten players with multiple double-doubles
- Led Iowa in rebounding (6.9) and scoring (12.6), shooting at a blistering 63% clip from the field, the final seven contests
- Ranked second in team rebounding (6.3) and 10th in the Big Ten
- Ranked second in Big Ten field goal percentage (.630) in league games
- Led Iowa in rebounding six of the last 10 games
- Amassed 17 points and eight rebounds in season opener vs. South Dakota State
- Scored in double figures 13 times
- Collected a single-season best 26 steals
- Tallied seven points and a team-high seven rebounds in win over Idaho State
- Recorded fourth career double-double in win over Northern Iowa, notching 10 points and a career-high 15 rebounds
- Notched a game-high 11 rebounds in win at Drake
- Tallied fifth career double-double (second of season), in win over Louisiana Tech, recording 10 points and a game-high 12 rebounds
- Recorded 10 points and nine rebounds in home game vs. #23 Illinois

## 2010-11 Game-by-Game

Opponent	Date	gs	min	Total		3-Pointers		Free throws		Rebounds				pf	a	t/o	blk	stl	pts	avg	
				fg-fga	pct	3fg-fga	pct	ft-fa	pct	off	def	tot	avg								
SOUTH DAKOTA STATE	11/14/10	*	30	5-11	.455	0-0	.000	7-10	.700	1	7	8	8.0	4	0	0	0	1	17	17.0	
LOUISIANA MONROE	11/16/10	*	21	2-4	.500	0-0	.000	0-0	.000	0	3	3	5.5	2	1	2	0	0	4	10.5	
vs Xavier	11/19/10	*	19	2-5	.400	0-0	.000	0-0	.000	3	2	5	5.3	4	0	2	0	1	4	8.3	
vs Alabama	11/20/10	*	22	1-3	.333	0-0	.000	1-2	.500	1	3	4	5.0	1	0	2	0	0	3	7.0	
vs Long Beach State	11/22/10	*	14	2-4	.500	0-0	.000	2-2	1.000	1	3	4	4.8	2	0	1	1	1	6	6.8	
SIU EDWARDSVILLE	11/26/10	*	7	2-2	1.000	0-0	.000	0-0	.000	0	2	2	4.3	0	0	0	0	0	4	6.3	
at Wake Forest	11/30/10	*	19	2-4	.500	0-0	.000	0-0	.000	1	2	3	4.1	4	0	2	0	0	4	6.0	
IDAHO STATE	12/04/10	*	20	3-4	.750	0-0	.000	1-3	.333	4	3	7	4.5	3	0	2	0	0	7	6.1	
NORTHERN IOWA	12/07/10	*	32	3-7	.429	0-0	.000	4-7	.571	7	8	15	5.7	2	0	1	1	1	10	6.6	
IOWA STATE	12/10/10	*	22	0-3	.000	0-0	.000	5-6	.833	6	2	8	5.9	2	1	4	0	0	5	6.4	
at Drake	12/18/10	*	31	2-4	.500	0-0	.000	1-3	.333	4	7	11	6.4	3	1	0	0	1	5	6.3	
LOUISIANA TECH	12/21/10	*	23	3-5	.600	0-0	.000	4-6	.667	4	8	12	6.8	3	1	1	1	3	10	6.6	
ILLINOIS	12/29/10	*	25	5-6	.833	0-0	.000	0-0	.000	7	2	9	7.0	4	1	0	0	2	10	6.8	
OHIO STATE	01/04/11	*	32	6-13	.462	0-0	.000	2-2	1.000	4	3	7	7.0	4	0	1	0	1	14	7.4	
at Purdue	01/09/11	*	15	2-2	1.000	0-0	.000	2-3	.667	0	0	0	6.5	3	0	0	0	0	6	7.3	
NORTHWESTERN	01/12/11	*	22	1-2	.500	0-0	.000	1-2	.500	0	4	4	6.4	4	0	1	0	1	3	7.0	
at Minnesota	01/16/11	*	19	0-1	.000	0-0	.000	0-0	.000	1	2	3	6.2	5	1	1	1	1	0	6.6	
at Ohio State	01/19/11	*	10	0-0	.000	0-0	.000	0-0	.000	0	1	1	5.9	4	0	2	0	0	0	6.2	
INDIANA	01/23/11	*	28	3-4	.750	0-0	.000	0-2	.000	2	3	5	5.8	3	2	1	1	1	6	6.2	
at Penn State	01/26/11	*	32	4-7	.571	0-0	.000	3-4	.750	1	3	4	5.8	2	0	1	0	1	11	6.5	
at Michigan	01/30/11	*	18	1-4	.250	0-0	.000	1-2	.500	0	4	4	5.7	3	0	0	1	0	3	6.3	
MICHIGAN STATE	02/02/11	*	29	6-6	1.000	0-0	.000	1-2	.500	0	9	9	5.8	4	1	0	1	2	13	6.6	
at Indiana	02/05/11	*	31	1-3	.333	0-0	.000	2-2	1.000	2	5	7	5.9	2	2	4	1	0	4	6.5	
WISCONSIN	02/09/11	*	39	4-7	.571	0-0	.000	2-2	1.000	3	9	12	6.1	2	3	1	0	2	10	6.6	
MINNESOTA	02/13/11	*	32	3-4	.750	0-0	.000	2-3	.667	2	6	8	6.2	3	0	1	0	0	8	6.7	
at Northwestern	02/17/11	*	32	7-8	.875	0-1	.000	3-4	.750	4	4	8	6.3	4	0	0	0	0	17	7.1	
MICHIGAN	02/19/11	*	31	3-4	.750	0-0	.000	8-9	.889	4	2	6	6.3	1	1	0	0	1	14	7.3	
at Illinois	02/26/11	*	30	6-10	.600	0-0	.000	3-3	1.000	2	2	4	6.2	1	0	0	0	0	15	7.6	
at Michigan State	03/02/11	*	29	4-7	.571	0-0	.000	2-5	.400	1	5	6	6.2	4	0	2	0	5	10	7.7	
PURDUE	03/05/11	*	32	7-12	.583	0-0	.000	2-2	1.000	3	7	10	6.3	2	1	0	0	0	16	8.0	
vs Michigan State	03/10/11	*	36	2-6	.333	0-0	.000	4-7	.571	2	4	6	6.3	3	1	3	1	1	8	8.0	
<b>Totals</b>			<b>31</b>	<b>782</b>	<b>92-162</b>	<b>.568</b>	<b>0-1</b>	<b>.000</b>	<b>63-93</b>	<b>.677</b>	<b>70</b>	<b>125</b>	<b>195</b>	<b>6.3</b>	<b>88</b>	<b>17</b>	<b>35</b>	<b>9</b>	<b>26</b>	<b>247</b>	<b>8.0</b>

Games played: 31  
 Minutes/game: 25.2  
 Points/game: 8.0  
 FG Pct: 56.8  
 3FG Pct: 0.0  
 FT Pct: 67.7

Rebounds/game: 6.3  
 Assists/game: 0.5  
 Turnovers/game: 1.1  
 Assist/turnover ratio: 0.5  
 Steals/game: 0.8  
 Blocks/game: 0.3

- Tallied 14 points and seven rebounds in home game vs. #2 Ohio State
- Recorded 13 points and nine rebounds in home win over Michigan State
- Notched double-double in loss to #13 Wisconsin, recording 10 points and 12 rebounds, tallying career highs in minutes (39) and assists (3)
- Led team in scoring (17) and rebounds (8) at Northwestern, hitting 7-8 FGs and 3-4 FTs
- Made a career-high eight free throws, in nine attempts, in home game vs. Michigan
- Tallied 15 points and four rebounds at Illinois
- Recorded 10 points, six rebounds and a career-high five steals at Michigan State
- Recorded 16 points and 10 rebounds in win over #6 Purdue for seventh career double-double

### Personal Bests

- Points:** 24 vs. NC Central, 11/28/09
- Rebounds:** 15 vs. UNI, 12/7/10
- FGM:** 10 vs. NC Central, 11/28/09
- FGA:** 13, 2x, last vs. Ohio State, 1/4/11
- 3-pt FG:** 1, 2x, last at Purdue, 2/13/10
- 3-pt FGA:** 1, 7x, last at N'western, 2/17/11
- FTM:** 8 vs. Michigan, 2/19/11
- FTA:** 10 vs. South Dakota State, 11/14/10
- Assists:** 3 vs. Wisconsin, 2/9/11
- Steals:** 5 at Michigan State, 3/2/11
- Blocks:** 2, 5x, last vs. Michigan, 3/11/10
- Minutes:** 39 vs. Wisconsin, 2/9/11

### CAREER STATISTICS

YEAR	G/GS	FG-A	PCT	3-PT	PCT	FT-A	PCT	RB	AVG	PF-FO	AS	TO	BK	ST	PTS	AVG
Fresh.	13/6	36-54	.667	0-1	.000	14-31	.452	62	4.8	37-1	3	23	2	7	86	6.6
Soph.	32/9	46-68	.676	0-0	.000	25-41	.610	95	3.0	70-1	4	29	8	10	117	3.7
Junior	32/32	103-182	.566	2-6	.333	50-78	.641	165	5.2	101-5	16	50	14	14	258	8.1
Senior	31/31	92-162	.568	0-1	.000	63-93	.677	195	6.3	88-1	17	35	9	26	247	8.0
<b>TOTALS</b>	<b>108/78</b>	<b>277-466</b>	<b>.594</b>	<b>2-8</b>	<b>.250</b>	<b>152-243</b>	<b>.626</b>	<b>517</b>	<b>4.8</b>	<b>296-8</b>	<b>40</b>	<b>137</b>	<b>33</b>	<b>57</b>	<b>708</b>	<b>6.6</b>





# IOWA HAWKEYE BASKETBALL

Updated Iowa Player Bio

## Cody Cox



# 11

**Fr., 6-4, 190, Forward**  
**Waterloo, IA**  
**Waterloo West**

- Non-scholarship athlete
- Saw first career action vs. UL Monroe
- Played a personal-high seven minutes in victory over SIUE, collecting an assist and a steal
- Competed in three contests

### Personal Bests

Points: ---  
 Rebounds: ---  
 FGM: ---  
 FGA: 2 vs. SIUE, 11/26/10  
 3-pt FG: ---  
 3-pt FGA: 1 vs. SIUE, 11/26/10  
 FTM: ---  
 FTA: ---  
 Assists: 1 vs. SIUE, 11/26/10  
 Steals: 1 vs. SIUE, 11/26/10  
 Blocks: ---  
 Minutes: 7 vs. SIUE, 11/26/10

## 2010-11 Game-by-Game

Opponent	Date	gs	min	Total		3-Pointers		Free throws		Rebounds				pf	a	t/o	blk	stl	pts	avg
				fg-fga	pct	3fg-fga	pct	ft-fga	pct	off	def	tot	avg							
LOUISIANA MONROE	11/16/10	1	0-1	.000	0-0	.000	0-0	.000	0	0	0	0	0	0	0	0	0	0	0	0.0
SIUE EDWARDSVILLE	11/26/10	7	0-2	.000	0-1	.000	0-0	.000	0	0	0	0	0	0	1	0	0	1	0	0.0
NORTHWESTERN	01/12/11	1	0-0	.000	0-0	.000	0-0	.000	0	0	0	0	0	1	0	0	0	0	0	0.0
<b>Totals</b>		<b>0</b>	<b>9</b>	<b>0-3</b>	<b>.000</b>	<b>0-1</b>	<b>.000</b>	<b>0-0</b>	<b>.000</b>	<b>0</b>	<b>0</b>	<b>0</b>	<b>0</b>	<b>1</b>	<b>1</b>	<b>0</b>	<b>0</b>	<b>1</b>	<b>0</b>	<b>0.0</b>

Games played: 3  
 Minutes/game: 3.0  
 FG Pct: 0.0  
 3FG Pct: 0.0

Assists/game: 0.3  
 Assist/turnover ratio: 99.9  
 Steals/game: 0.3

### CAREER STATISTICS

YEAR	G/GS	FG-A	PCT	3-PT	PCT	FT-A	PCT	RB	AVG	PF-FO	AS	TO	BK	ST	PTS	AVG
Fresh.	3/0	0-3	.000	0-1	.000	0-0	.000	0	0.0	1-0	1	0	0	1	0	0.0





# IOWA HAWKEYE BASKETBALL

## Updated Iowa Player Bio

### Matt Gatens



5

**Jr., 6-5, 215, Guard**  
**Iowa City, IA**  
**City HS**

- Team co-captain
- Missed Iowa's first two games (South Dakota State and UL Monroe) due to injury
- Ranks sixth in Big Ten career free throw percentage (.867, 235-271)
- Ranks 30th in Iowa career scoring (1,103)
- Started the last 29 games
- NetScouts Big Ten Player of the Week (Dec. 23)
- Led the Hawkeyes in scoring (12.6), steals (38) and was second in assists (53)
- Made at least one 3-pointer in 23 of the last 26 games
- Ranks sixth in career 3-pointers at Iowa (164)
- Ranked first in Big Ten free throw accuracy (.874, 76-87) in all games and 10th in triples made (1.86) in league games only
- Ranks 26th in the country in free throw shooting (.874, 76-87)
- Posted double figures in 22 games, including 19 of the last 22
- Returned to action and starting lineup against Xavier, tallying 15 points and four rebounds
- Posted 12 points, four rebounds, four assists and two steals in victory over SIUE
- Set a career high with five steals in win over Idaho State; also had 14 points and five assists
- Scored 15 points against Iowa State, making his first four field goal attempts, including three triples
- Notched a game-high 19 points in win at Drake, making seven field goals, including three triples
- Recorded a season and game-high 22 points in win over Louisiana Tech, equaling a career high with five 3-pointers

### 2010-11 Game-by-Game

Opponent	Date	gs	min	Total		3-Pointers		Free throws		Rebounds				pts	avg						
				fg-fga	pct	3fg-fga	pct	ft-fa	pct	off	def	tot	avg								
vs Xavier	11/19/10	*	27	4-10	.400	1-5	.200	6-6	1.000	1	3	4	4.0	1	3	1	0	0	15	15.0	
vs Alabama	11/20/10	*	34	0-4	.000	0-2	.000	4-4	1.000	1	3	4	4.0	3	0	2	0	1	4	9.5	
vs Long Beach State	11/22/10	*	20	2-9	.222	0-3	.000	0-0	.000	1	1	2	3.3	2	2	1	0	1	4	7.7	
SIU EDWARDSVILLE	11/26/10	*	24	3-7	.429	1-3	.333	5-6	.833	0	4	4	3.5	0	4	4	0	2	12	8.8	
at Wake Forest	11/30/10	*	20	2-9	.222	2-6	.333	0-0	.000	0	1	1	3.0	2	4	1	0	0	6	8.2	
IDAHO STATE	12/04/10	*	33	6-15	.400	1-10	.100	1-1	1.000	0	3	3	3.0	1	5	2	0	5	14	9.2	
NORTHERN IOWA	12/07/10	*	33	2-8	.250	1-6	.167	1-2	.500	0	4	4	3.1	1	2	0	0	0	6	8.7	
IOWA STATE	12/10/10	*	36	5-10	.500	3-7	.429	2-2	1.000	0	4	4	3.3	2	2	0	0	1	15	9.5	
at Drake	12/18/10	*	38	7-13	.538	3-8	.375	2-3	.667	0	3	3	3.2	1	1	5	0	3	19	10.6	
LOUISIANA TECH	12/21/10	*	37	5-10	.500	5-9	.556	7-8	.875	0	2	2	3.1	1	2	2	0	3	22	11.7	
ILLINOIS	12/29/10	*	40	7-14	.500	5-10	.500	2-2	1.000	0	1	1	2.9	2	4	2	0	1	21	12.5	
OHIO STATE	01/04/11	*	36	5-8	.625	4-7	.571	0-0	.000	0	1	1	2.8	1	2	4	0	1	14	12.7	
at Purdue	01/09/11	*	36	4-10	.400	1-3	.333	4-4	1.000	0	2	2	2.7	1	3	1	1	2	13	12.7	
NORTHWESTERN	01/12/11	*	39	6-10	.600	5-8	.625	3-3	1.000	0	2	2	2.6	1	0	2	1	2	20	13.2	
at Minnesota	01/16/11	*	37	5-21	.238	3-10	.300	0-0	.000	0	0	0	2.5	2	1	1	1	1	13	13.2	
at Ohio State	01/19/11	*	28	4-11	.364	0-2	.000	0-0	.000	0	3	3	2.5	0	0	2	0	1	8	12.9	
INDIANA	01/23/11	*	34	3-8	.375	2-5	.400	11-12	.917	1	2	3	2.5	2	3	1	0	3	19	13.2	
at Penn State	01/26/11	*	36	4-10	.400	2-5	.400	0-0	.000	1	2	3	2.6	2	2	0	0	1	10	13.1	
at Michigan	01/30/11	*	32	4-9	.444	1-3	.333	2-2	1.000	0	0	0	2.4	2	0	1	0	0	11	12.9	
MICHIGAN STATE	02/02/11	*	36	6-11	.545	2-3	.667	5-5	1.000	2	1	3	2.5	0	2	2	0	4	19	13.3	
at Indiana	02/05/11	*	36	2-7	.286	1-4	.250	2-3	.667	0	2	2	2.4	1	1	1	0	1	7	13.0	
WISCONSIN	02/09/11	*	38	4-12	.333	0-4	.000	2-2	1.000	0	2	2	2.4	1	0	0	0	0	10	12.8	
MINNESOTA	02/13/11	*	27	2-11	.182	2-11	.182	0-0	.000	0	0	0	2.3	2	2	0	0	0	6	12.5	
at Northwestern	02/17/11	*	35	4-8	.500	3-4	.750	1-3	.333	0	5	5	2.4	2	3	2	0	1	12	12.5	
MICHIGAN	02/19/11	*	39	4-11	.364	2-7	.286	3-4	.750	1	2	3	2.4	5	1	4	0	1	13	12.5	
at Illinois	02/26/11	*	36	5-13	.385	2-8	.250	2-3	.667	0	1	1	2.4	1	2	0	0	2	14	12.6	
at Michigan State	03/02/11	*	36	4-11	.364	0-5	.000	5-6	.833	0	2	2	2.4	2	1	0	0	0	13	12.6	
PURDUE	03/05/11	*	34	4-9	.444	1-2	.500	4-4	1.000	1	4	5	2.5	0	0	1	0	0	13	12.6	
vs Michigan State	03/10/11	*	35	5-10	.500	1-3	.333	2-2	1.000	0	2	2	2.4	3	1	0	0	1	13	12.6	
Totals			29	972	118-299	.395	54-163	.331	76-87	.874	9	62	71	2.4	44	53	42	3	38	366	12.6

Games played: 29  
 Minutes/game: 33.5  
 Points/game: 12.6  
 FG Pct: 39.5  
 3FG Pct: 33.1  
 FT Pct: 87.4

Rebounds/game: 2.4  
 Assists/game: 1.8  
 Turnovers/game: 1.4  
 Assist/turnover ratio: 1.3  
 Steals/game: 1.3  
 Blocks/game: 0.1

- Played all 40 minutes, scoring 21 points in home game vs. #23 Illinois, matching a career high with five 3-pointers
- Recorded a team-high 13 points at #10 Purdue
- Notched 20 points in home game vs. Northwestern, matching a career high with five triples
- Had 13 points at #25 Minnesota, posting a career-high 21 field goal attempts and equaling a personal high with ten 3-point attempts
- Scored 19 points in home win over Indiana, making a career-high 11 free throws (11-12, .917)
- Recorded a game-high 19 points and a game-high four steals in home win over Michigan State
- Tallied 12 points, five rebounds and three assists at Northwestern
- Had 13 points and five rebounds in home win over #6 Purdue
- Notched 13 points in Big Ten Tournament game against Michigan State

### Personal Bests

- Points:** 25 vs. Indiana, 2/28/10
- Rebounds:** 10 vs. Western Illinois, 12/27/08
- FGM:** 8 at Ohio State, 12/31/08
- FGA:** 21 at Minnesota, 1/16/11
- 3-pt FG:** 5, 4x, last vs. N'western, 1/12/11
- 3-pt FGA:** 11 vs. Minnesota, 2/13/11
- FTM:** 11 vs. Indiana, 1/23/11
- FTA:** 12, 2x, last vs. Indiana, 1/23/11
- Assists:** 8 vs. SC State, 12/21/09
- Steals:** 5 vs. Idaho State, 12/4/10
- Blocks:** 2 vs. Michigan, 2/22/09
- Minutes:** 50 vs. Penn State, 3/7/09

### CAREER STATISTICS

YEAR	G/GS	FG-A	PCT	3-PT	PCT	FT-A	PCT	RB	AVG	PF-FO	AS	TO	BK	ST	PTS	AVG
Fresh.	32/32	109-258	.422	52-129	.403	75-83	.904	121	3.8	82-2	71	51	10	26	345	10.8
Soph.	32/32	125-338	.370	58-177	.328	84-101	.832	138	4.3	70-0	105	85	3	29	392	12.3
Junior	29/29	118-299	.395	54-163	.331	76-87	.874	71	2.4	44-1	53	42	3	38	366	12.6
<b>TOTALS</b>	<b>93/93</b>	<b>352-895</b>	<b>.393</b>	<b>164-469</b>	<b>.350</b>	<b>235-271</b>	<b>.867</b>	<b>330</b>	<b>3.5</b>	<b>196-3</b>	<b>229</b>	<b>178</b>	<b>16</b>	<b>93</b>	<b>1103</b>	<b>11.9</b>






# IOWA HAWKEYE BASKETBALL

## Updated Iowa Player Bio

### Roy Devyn Marble



4

**Fr., 6-5, 190, Guard/Forward**  
**Southfield, MI**  
**Lathrup HS**

- Father Roy, is a three-time all-Big Ten performer and Iowa MVP, and the Hawkeyes' all-time leading scorer
- Played in all 31 contests, including starting six games (vs. #2 Ohio State, vs. Michigan, at Illinois, at Michigan State, vs. #6 Purdue, vs. Michigan State)
- Averaged 5.0 points, 3.3 rebounds and 1.5 assists as a starter in six games
- Posted double figures five times
- Tallied seven points and grabbed five rebounds in debut vs. South Dakota State
- Notched nine points and three rebounds in victory against UL Monroe
- Scored 11 points against Long Beach State
- Netted 11 points and snagged five rebounds at Wake Forest
- Recorded seven points and four rebounds against Iowa State, including sinking both 3-point attempts
- Scored five crucial points down the stretch in road win at Drake
- Tallied nine points and a career-high two steals in home game vs. #23 Illinois
- Notched a career-high 18 points in home win over Indiana, tallying career highs in both field goals made (eight) and field goals attempted (13)
- Matched a career high at Penn State with two 3-pointers

### 2010-11 Game-by-Game

Opponent	Date	gs	min	Total		3-Pointers		Free throws		Rebounds				pts	avg					
				fg-fga	pct	3fg-fga	pct	ft-fa	pct	off	def	tot	avg							
SOUTH DAKOTA STATE	11/14/10	16	2-5	.400	1-1	1.000	2-3	.667	1	4	5	5.0	1	0	0	0	0	7	7.0	
LOUISIANA MONROE	11/16/10	17	4-6	.667	1-2	.500	0-1	.000	0	3	3	4.0	1	0	2	0	1	9	8.0	
vs Xavier	11/19/10	11	0-3	.000	0-1	.000	0-2	.000	1	0	1	3.0	0	1	0	0	0	0	5.3	
vs Alabama	11/20/10	13	1-3	.333	0-1	.000	2-5	.400	0	1	1	2.5	1	2	0	0	1	4	5.0	
vs Long Beach State	11/22/10	23	3-6	.500	0-2	.000	5-5	1.000	0	2	2	2.4	1	0	0	0	0	11	6.2	
SIU EDWARDSVILLE	11/26/10	18	2-4	.500	0-1	.000	3-3	1.000	1	3	4	2.7	0	3	1	0	1	7	6.3	
at Wake Forest	11/30/10	31	5-10	.500	0-2	.000	1-3	.333	0	5	5	3.0	2	2	1	0	1	11	7.0	
IDAHO STATE	12/04/10	9	2-3	.667	1-2	.500	1-1	1.000	0	1	1	2.8	2	1	1	0	1	6	6.9	
NORTHERN IOWA	12/07/10	8	1-2	.500	0-0	.000	0-0	.000	0	0	0	2.4	0	0	0	0	1	2	6.3	
IOWA STATE	12/10/10	16	2-5	.400	2-2	1.000	1-3	.333	1	3	4	2.6	0	1	1	0	1	7	6.4	
at Drake	12/18/10	18	1-4	.250	0-0	.000	3-4	.750	1	1	2	2.5	1	2	1	0	1	5	6.3	
LOUISIANA TECH	12/21/10	15	1-4	.250	0-1	.000	1-2	.500	2	1	3	2.6	0	2	1	0	0	3	6.0	
ILLINOIS	12/29/10	21	4-8	.500	1-3	.333	0-2	.000	0	2	2	2.5	0	1	2	0	2	9	6.2	
OHIO STATE	01/04/11	* 24	0-5	.000	0-1	.000	0-0	.000	0	3	3	2.6	0	1	2	0	0	0	5.8	
at Purdue	01/09/11	25	3-10	.300	0-1	.000	0-0	.000	0	3	3	2.6	4	2	1	0	2	6	5.8	
NORTHWESTERN	01/12/11	24	3-7	.429	0-3	.000	1-6	.167	1	1	2	2.6	3	2	1	1	2	7	5.9	
at Minnesota	01/16/11	8	0-1	.000	0-1	.000	0-0	.000	0	1	1	2.5	2	1	1	0	0	0	5.5	
at Ohio State	01/19/11	19	0-4	.000	0-0	.000	0-0	.000	2	2	4	2.6	1	2	1	0	2	0	5.2	
INDIANA	01/23/11	20	8-13	.615	1-2	.500	1-4	.250	1	1	2	2.5	2	1	1	0	0	18	5.9	
at Penn State	01/26/11	20	2-6	.333	2-2	1.000	0-0	.000	0	1	1	2.5	2	0	0	0	0	6	5.9	
at Michigan	01/30/11	27	4-9	.444	2-3	.667	2-2	1.000	1	1	2	2.4	2	3	2	0	1	12	6.2	
MICHIGAN STATE	02/02/11	13	1-3	.333	0-1	.000	0-0	.000	0	0	0	2.3	0	4	0	0	0	2	6.0	
at Indiana	02/05/11	14	1-4	.250	0-1	.000	1-1	1.000	1	1	2	2.3	0	0	1	0	0	3	5.9	
WISCONSIN	02/09/11	13	3-5	.600	0-0	.000	0-1	.000	0	0	0	2.2	2	2	1	0	0	6	5.9	
MINNESOTA	02/13/11	14	2-7	.286	0-2	.000	3-6	.500	1	2	3	2.2	2	0	1	0	1	7	5.9	
at Northwestern	02/17/11	11	0-2	.000	0-0	.000	0-0	.000	0	1	1	2.2	2	0	1	0	0	0	5.7	
MICHIGAN	02/19/11	* 28	5-8	.625	0-1	.000	1-1	1.000	0	2	2	2.2	3	1	2	0	1	11	5.9	
at Illinois	02/26/11	* 30	1-5	.200	0-0	.000	0-0	.000	3	1	4	2.3	1	1	3	1	0	2	5.8	
at Michigan State	03/02/11	* 31	2-9	.222	0-3	.000	3-6	.500	2	2	4	2.3	3	2	1	0	0	7	5.8	
PURDUE	03/05/11	* 29	1-9	.111	0-2	.000	2-3	.667	0	7	7	2.5	2	3	3	0	0	4	5.7	
vs Michigan State	03/10/11	* 27	2-4	.500	0-0	.000	2-2	1.000	0	0	0	2.4	1	1	2	0	2	6	5.7	
<b>Totals</b>		<b>6</b>	<b>593</b>	<b>66-174</b>	<b>.379</b>	<b>11-41</b>	<b>.268</b>	<b>35-66</b>	<b>.530</b>	<b>19</b>	<b>55</b>	<b>74</b>	<b>2.4</b>	<b>41</b>	<b>41</b>	<b>34</b>	<b>2</b>	<b>21</b>	<b>178</b>	<b>5.7</b>

Games played: 31  
 Minutes/game: 19.1  
 Points/game: 5.7  
 FG Pct: 37.9  
 3FG Pct: 26.8  
 FT Pct: 53.0

Rebounds/game: 2.4  
 Assists/game: 1.3  
 Turnovers/game: 1.1  
 Assist/turnover ratio: 1.2  
 Steals/game: 0.7  
 Blocks/game: 0.1

- Recorded 12 points at Michigan, equaling a career high with two 3-pointers
- Tallied a career-high four assists in home win over Michigan State
- Scored 11 points in home game vs. Michigan
- Notched seven points, four rebounds and two assists at Michigan State
- Collected a career-high seven rebounds, along with three assists and four points, in home win over #6 Purdue

### Personal Bests

- Points:** 18 vs. Indiana, 1/23/11
- Rebounds:** 7 vs. Purdue, 3/5/11
- FGM:** 8 vs. Indiana, 1/23/11
- FGA:** 13 vs. Indiana, 1/23/11
- 3-pt FG:** 2, 3x, last at Michigan, 1/30/11
- 3-pt FGA:** 3, 4x, last at Mich. State, 3/2/11
- FTM:** 5 vs. Long Beach State, 11/22/10
- FTA:** 6, 3x, last at Mich. State, 3/2/11
- Assists:** 4 vs. Michigan State, 2/2/11
- Steals:** 2, 4x, last at Ohio State, 1/19/11
- Blocks:** 1, 2x, last at Illinois, 2/26/11
- Minutes:** 31, 2x, last at Mich. State, 3/2/11

### CAREER STATISTICS

YEAR	G/GS	FG-A	PCT	3-PT	PCT	FT-A	PCT	RB	AVG	PF-FO	AS	TO	BK	ST	PTS	AVG
Fresh.	31/6	66-174	.379	11-41	.268	35-66	.530	74	2.4	41-0	41	34	2	21	178	5.7





# IOWA HAWKEYE BASKETBALL

## Updated Iowa Player Bio

### Eric May



# 25

**So., 6-5, 220, Guard/Forward**  
**Dubuque, IA**  
**Wahlert HS**

- Academic All-Big Ten honoree
- Missed only one game this season, Iowa's home game vs. #2 Ohio State (Jan. 4) due to a groin injury
- Had two highlight reel half court alley oop dunks in win at Indiana (Feb. 5)
- Came off the bench in Iowa's last five games (vs. Michigan, at Illinois, at Michigan State, vs. #6 Purdue, vs. Michigan State)
- Tied for first in team steals (38) and fifth in scoring (7.8)
- Ranked sixth in the Big Ten in steals (1.27)
- Reached double digits in scoring 13 times
- Posted a career-high 20 points in season opener vs. South Dakota State
- Recorded nine points, six rebounds and three steals in win over UL Monroe
- Reached double digits in scoring in each of Iowa's games at the Paradise Jam, tallying 11 vs. Xavier, 12 vs. Alabama and 15 vs. Long Beach State
- Made 75% (6-8) of his 3-point attempts in three games at Paradise Jam
- Collected a game-high seven steals in victory over SIUE, which ties for the fourth most in a single-game in Iowa history; the seven thefts are the most by a Big Ten player in 2011
- Recorded a game-high six steals and a team-high 17 points at Wake Forest
- Tallied 11 points and six rebounds in win over Idaho State

### 2010-11 Game-by-Game

Opponent	Date	gs	min	Total		3-Pointers		Free throws		Rebounds				pf	a	t/o	blk	stl	pts	avg	
				fg-fga	pct	3fg-fga	pct	ft-fa	pct	off	def	tot	avg								
SOUTH DAKOTA STATE	11/14/10	*	34	8-16	.500	1-4	.250	3-4	.750	2	2	4	4.0	1	0	3	1	2	20	20.0	
LOUISIANA MONROE	11/16/10	*	27	4-7	.571	1-1	1.000	0-0	.000	2	4	6	5.0	1	1	4	0	3	9	14.5	
vs Xavier	11/19/10	*	32	4-13	.308	1-1	1.000	2-3	.667	3	3	6	5.3	3	2	2	0	1	11	13.3	
vs Alabama	11/20/10	*	29	5-10	.500	2-3	.667	0-2	.000	1	3	4	5.0	1	0	5	1	1	12	13.0	
vs Long Beach State	11/22/10	*	25	5-6	.833	3-4	.750	2-4	.500	0	2	2	4.4	1	0	2	0	0	15	13.4	
SIU EDWARDSVILLE	11/26/10	*	22	5-7	.714	1-2	.500	2-4	.500	1	2	3	4.2	1	3	0	0	7	13	13.3	
at Wake Forest	11/30/10	*	36	8-13	.615	0-0	.000	1-1	1.000	2	1	3	4.0	0	2	3	0	6	17	13.9	
IDAHO STATE	12/04/10	*	29	4-13	.308	2-4	.500	1-2	.500	3	3	6	4.3	1	2	0	1	1	11	13.5	
NORTHERN IOWA	12/07/10	*	35	3-9	.333	1-3	.333	2-2	1.000	0	5	5	4.3	2	2	2	1	0	9	13.0	
IOWA STATE	12/10/10	*	28	1-6	.167	0-1	.000	0-0	.000	2	3	5	4.4	0	3	4	0	3	2	11.9	
at Drake	12/18/10	*	21	2-6	.333	1-4	.250	0-0	.000	1	3	4	4.4	2	1	4	0	0	5	11.3	
LOUISIANA TECH	12/21/10	*	30	4-10	.400	2-6	.333	0-0	.000	1	3	4	4.3	1	3	3	0	0	10	11.2	
ILLINOIS	12/29/10	*	27	3-8	.375	2-4	.500	4-8	.500	1	1	2	4.2	0	0	2	0	0	12	11.2	
at Purdue	01/09/11	*	17	1-4	.250	1-2	.500	0-0	.000	0	2	2	4.0	1	0	2	0	0	3	10.6	
NORTHWESTERN	01/12/11	*	15	0-3	.000	0-0	.000	0-0	.000	0	0	0	3.7	0	0	1	0	0	0	9.9	
at Minnesota	01/16/11	*	34	6-10	.600	3-4	.750	1-1	1.000	1	2	3	3.7	4	2	2	0	2	16	10.3	
at Ohio State	01/19/11	*	18	0-2	.000	0-1	.000	0-0	.000	0	1	1	3.5	1	0	1	0	0	0	9.7	
INDIANA	01/23/11	*	27	4-5	.800	0-0	.000	3-4	.750	1	4	5	3.6	3	0	3	1	1	11	9.8	
at Penn State	01/26/11	*	22	1-6	.167	1-2	.500	0-0	.000	2	0	2	3.5	1	0	2	0	1	3	9.4	
at Michigan	01/30/11	*	19	1-6	.167	1-3	.333	0-0	.000	1	1	2	3.5	2	2	1	0	1	3	9.1	
MICHIGAN STATE	02/02/11	*	24	4-5	.800	0-0	.000	3-4	.750	0	1	1	3.3	2	1	3	1	0	11	9.2	
at Indiana	02/05/11	*	32	5-8	.625	0-1	.000	1-2	.500	1	1	2	3.3	0	1	0	2	2	11	9.3	
WISCONSIN	02/09/11	*	26	1-6	.167	0-1	.000	0-0	.000	0	1	1	3.2	0	2	0	1	1	2	9.0	
MINNESOTA	02/13/11	*	28	2-6	.333	1-5	.200	0-0	.000	1	2	3	3.2	1	2	2	0	2	5	8.8	
at Northwestern	02/17/11	*	20	1-5	.200	0-2	.000	0-0	.000	0	1	1	3.1	0	0	1	0	0	2	8.5	
MICHIGAN	02/19/11		18	1-3	.333	0-1	.000	1-3	.333	1	1	2	3.0	5	1	1	0	0	3	8.3	
at Illinois	02/26/11		15	1-4	.250	1-3	.333	1-2	.500	0	0	0	2.9	2	1	1	0	0	4	8.1	
at Michigan State	03/02/11		19	1-3	.333	0-2	.000	2-2	1.000	0	1	1	2.9	2	2	2	0	0	4	8.0	
PURDUE	03/05/11		19	1-4	.250	0-0	.000	1-2	.500	1	4	5	2.9	2	3	3	0	1	3	7.8	
vs Michigan State	03/10/11		21	2-4	.500	1-2	.500	2-3	.667	1	2	3	2.9	1	2	1	0	3	7	7.8	
<b>Totals</b>			<b>25</b>	<b>749</b>	<b>88-208</b>	<b>.423</b>	<b>26-66</b>	<b>.394</b>	<b>32-53</b>	<b>.604</b>	<b>29</b>	<b>59</b>	<b>88</b>	<b>2.9</b>	<b>41</b>	<b>38</b>	<b>60</b>	<b>9</b>	<b>38</b>	<b>234</b>	<b>7.8</b>

Games played: 30  
 Minutes/game: 25.0  
 Points/game: 7.8  
 FG Pct: 42.3  
 3FG Pct: 39.4  
 FT Pct: 60.4

Rebounds/game: 2.9  
 Assists/game: 1.3  
 Turnovers/game: 2.0  
 Assist/turnover ratio: 0.6  
 Steals/game: 1.3  
 Blocks/game: 0.3

- Had a game-high three steals vs. Iowa State
- Notched 10 points, four rebounds and three assists in win over Louisiana Tech
- Recorded 12 points in home game vs. #23 Illinois
- Posted 16 points, three rebounds, two assists and two steals at #25 Minnesota
- Recorded 11 points and five rebounds in home win over Indiana
- Tallied 11 points in win at Indiana
- Collected five rebounds, three assists and three points in home win over #6 Purdue

### Personal Bests

- Points:** 20 vs. South Dakota State, 11/14/10
- Rebounds:** 11 vs. Prairie View A&M, 12/5/09
- FGM:** 8, 2x, last at Wake Forest, 11/30/10
- FGA:** 16 vs. South Dakota State, 11/14/10
- 3-pt FG:** 5 vs. Ohio State, 1/27/10
- 3-pt FGA:** 10 vs. Ohio State, 1/27/10
- FTM:** 4, 2x, last vs. Illinois, 12/29/10
- FTA:** 8 vs. Illinois, 12/29/10
- Assists:** 4 vs. Tennessee State, 1/12/10
- Steals:** 7 vs. SIUE, 11/26/10
- Blocks:** 3, 3x, last at Michigan, 1/30/10
- Minutes:** 43 vs. Michigan, 2/16/10

### CAREER STATISTICS

YEAR	G/GS	FG-A	PCT	3-PT	PCT	FT-A	PCT	RB	AVG	PF-FO	AS	TO	BK	ST	PTS	AVG
Fresh.	32/23	104-259	.402	41-143	.287	38-57	.667	147	4.6	74-1	44	59	26	34	287	9.0
Soph.	30/25	88-204	.423	26-66	.394	32-53	.604	88	2.9	41-1	38	60	9	38	234	7.8
<b>TOTALS</b>	<b>62/48</b>	<b>192-467</b>	<b>.411</b>	<b>67-209</b>	<b>.321</b>	<b>70-110</b>	<b>.636</b>	<b>235</b>	<b>3.8</b>	<b>115-2</b>	<b>82</b>	<b>119</b>	<b>35</b>	<b>72</b>	<b>521</b>	<b>8.4</b>





# IOWA HAWKEYE BASKETBALL

Updated Iowa Player Bio

## Zach McCabe



15

**Fr., 6-7, 225, Forward**  
**Sioux City, IA**  
**Bishop Heelan HS**

- Helped his high school win back-to-back state basketball championships his junior and senior seasons
- Played in all 31 games
- Sixth in team scoring (5.8) and third in rebounding (3.6)
- Ranked ninth in rebounding (3.6) and 14th in scoring (5.8) among Big Ten rookies
- Started first two games of the season
- Registered 11 points and seven rebounds in season opener vs. South Dakota State
- Amassed 12 points, four rebounds, two assists and one steal in win over UL Monroe
- Notched 13 points and six rebounds in leading Iowa to a win over Alabama
- Posted personal highs in scoring (16), rebounds (7) and 3-pointers (4) in victory over SIUE
- Averaged eight points and 4.7 rebounds in three games at Paradise Jam
- Set a career high with eight rebounds at Wake Forest
- Recorded 13 points and four rebounds against Iowa State
- Tallied nine points in win at Drake, making 5-7 free throws
- Recorded 11 points (5-8 FGs), three rebounds and two steals at Northwestern
- Credited with a personal-best three assists in home game vs. Michigan

## 2010-11 Game-by-Game

Opponent	Date	gs	min	Total		3-Pointers		Free throws		Rebounds				pf	a	t/o	blk	stl	pts	avg	
				fg-fga	pct	3fg-fga	pct	ft-fa	pct	off	def	tot	avg								
SOUTH DAKOTA STATE	11/14/10	*	33	4-7	.571	1-2	.500	2-2	1.000	1	6	7	7.0	3	0	3	0	0	11	11.0	
LOUISIANA MONROE	11/16/10	*	21	4-10	.400	2-5	.400	2-3	.667	3	1	4	5.5	3	2	3	0	1	12	11.5	
vs Xavier	11/19/10		18	2-3	.667	2-2	1.000	1-2	.500	0	2	2	4.3	5	0	0	0	0	7	10.0	
vs Alabama	11/20/10		26	3-7	.429	1-2	.500	6-6	1.000	1	5	6	4.8	3	0	1	0	3	13	10.8	
vs Long Beach State	11/22/10		31	1-8	.125	0-2	.000	2-3	.667	0	6	6	5.0	3	0	2	0	0	4	9.4	
SIU EDWARDSVILLE	11/26/10		16	6-13	.462	4-7	.571	0-0	.000	4	3	7	5.3	1	0	0	0	1	16	10.5	
at Wake Forest	11/30/10		26	3-12	.250	1-6	.167	2-3	.667	4	4	8	5.7	4	1	3	0	2	9	10.3	
IDAHO STATE	12/04/10		27	2-5	.400	0-2	.000	2-2	1.000	3	1	4	5.5	4	2	0	0	2	6	9.8	
NORTHERN IOWA	12/07/10		16	0-1	.000	0-1	.000	0-0	.000	2	2	4	5.3	1	0	1	0	0	0	8.7	
IOWA STATE	12/10/10		17	4-8	.500	3-5	.600	2-2	1.000	1	3	4	5.2	5	0	1	0	0	13	9.1	
at Drake	12/18/10		27	2-4	.500	0-2	.000	5-7	.714	1	2	3	5.0	2	1	2	0	1	9	9.1	
LOUISIANA TECH	12/21/10		11	1-2	.500	1-2	.500	0-0	.000	0	3	3	4.8	5	2	0	0	1	3	8.6	
ILLINOIS	12/29/10		31	2-8	.250	1-5	.200	1-1	1.000	0	3	3	4.7	2	1	3	0	1	6	8.4	
OHIO STATE	01/04/11		26	3-9	.333	1-4	.250	1-1	1.000	0	2	2	4.5	2	1	0	0	1	8	8.4	
at Purdue	01/09/11		23	2-4	.500	0-1	.000	0-0	.000	1	3	4	4.5	0	2	3	1	0	4	8.1	
NORTHWESTERN	01/12/11		9	0-3	.000	0-1	.000	0-0	.000	1	1	2	4.3	0	2	3	0	0	0	7.6	
at Minnesota	01/16/11		24	0-4	.000	0-3	.000	0-0	.000	1	3	4	4.3	2	1	0	0	1	0	7.1	
at Ohio State	01/19/11		21	2-6	.333	1-3	.333	0-0	.000	0	2	2	4.2	1	0	3	0	0	5	7.0	
INDIANA	01/23/11		17	1-3	.333	0-1	.000	3-4	.750	1	2	3	4.1	3	1	1	0	0	5	6.9	
at Penn State	01/26/11		15	1-3	.333	1-3	.333	0-0	.000	1	1	2	4.0	2	1	2	0	2	3	6.7	
at Michigan	01/30/11		20	2-5	.400	0-2	.000	0-0	.000	1	3	4	4.0	0	1	3	0	0	4	6.6	
MICHIGAN STATE	02/02/11		13	2-4	.500	1-3	.333	0-0	.000	0	2	2	3.9	3	0	0	0	1	5	6.5	
at Indiana	02/05/11		10	0-0	.000	0-0	.000	2-2	1.000	0	0	0	3.7	4	0	1	0	0	2	6.3	
WISCONSIN	02/09/11		16	0-2	.000	0-0	.000	0-0	.000	1	4	5	3.8	1	1	4	0	0	0	6.0	
MINNESOTA	02/13/11		9	0-2	.000	0-2	.000	2-2	1.000	0	0	0	3.6	1	0	3	0	1	2	5.9	
at Northwestern	02/17/11		24	5-8	.625	1-3	.333	0-1	.000	1	2	3	3.6	1	2	2	0	0	11	6.1	
MICHIGAN	02/19/11		20	1-6	.167	0-4	.000	0-0	.000	1	0	1	3.5	2	3	1	0	2	2	5.9	
at Illinois	02/26/11		17	2-6	.333	1-3	.333	0-0	.000	1	4	5	3.6	3	0	1	0	0	5	5.9	
at Michigan State	03/02/11		17	1-6	.167	0-2	.000	4-5	.800	1	5	6	3.7	1	0	0	0	2	6	5.9	
PURDUE	03/05/11		14	1-5	.200	1-4	.250	0-0	.000	0	1	1	3.6	0	0	2	0	0	3	5.8	
vs Michigan State	03/10/11		13	2-5	.400	1-2	.500	0-0	.000	3	1	4	3.6	2	0	0	0	0	5	5.8	
<b>Totals</b>			<b>2</b>	<b>608</b>	<b>59-169</b>	<b>.349</b>	<b>24-84</b>	<b>.286</b>	<b>37-46</b>	<b>.804</b>	<b>34</b>	<b>77</b>	<b>111</b>	<b>3.6</b>	<b>69</b>	<b>24</b>	<b>48</b>	<b>1</b>	<b>22</b>	<b>179</b>	<b>5.8</b>

Games played: 31  
 Minutes/game: 19.6  
 Points/game: 5.8  
 FG Pct: 34.9  
 3FG Pct: 28.6  
 FT Pct: 80.4

Rebounds/game: 3.6  
 Assists/game: 0.8  
 Turnovers/game: 1.5  
 Assist/turnover ratio: 0.5  
 Steals/game: 0.7  
 Blocks/game: 0.0

### Personal Bests

- Points:** 16 vs. SIUE, 11/26/10
- Rebounds:** 8 at Wake Forest, 11/30/10
- FGM:** 6 vs. SIUE, 11/26/10
- FGA:** 13 vs. SIUE, 11/26/10
- 3-pt FG:** 4 vs. SIUE, 11/26/10
- 3-pt FGA:** 7 vs. SIUE, 11/26/10
- FTM:** 6 vs. Alabama, 11/20/10
- FTA:** 7 at Drake, 12/18/10
- Assists:** 3 vs. Michigan, 2/19/11
- Steals:** 3 vs. Alabama, 11/20/10
- Blocks:** 1 at Purdue, 1/9/11
- Minutes:** 33 vs. South Dakota State, 11/14/10

### CAREER STATISTICS

YEAR	G/GS	FG-A	PCT	3-PT	PCT	FT-A	PCT	RB	AVG	PF-FO	AS	TO	BK	ST	PTS	AVG
Fresh.	31/2	59-169	.349	24-84	.286	37-46	.804	111	3.6	69-3	24	48	1	22	179	5.8








# IOWA HAWKEYE BASKETBALL

## Updated Iowa Player Bio

### T.J. Sayre



# 13

**Sr., 6-6, 220, Forward**  
**Cedar Rapids, IA**  
**Xavier HS**

- Non-scholarship athlete
- Academic All-Big Ten honoree
- Saw first career action vs. UL Monroe
- Scored two points and was credited with two steals and two assists in career-high seven minutes of action victory over SIUE

#### Personal Bests

Points: 2 vs. SIUE, 11/26/10  
 Rebounds: ---  
 FGM: 1 vs. SIUE, 11/26/10  
 FGA: 1 vs. SIUE, 11/26/10  
 3-pt FG: ---  
 3-pt FGA: ---  
 FTM: ---  
 FTA: ---  
 Assists: 2 vs. SIUE, 11/26/10  
 Steals: 2 vs. SIUE, 11/26/10  
 Blocks: ---  
 Minutes: 7 vs. SIUE, 11/26/10

### 2010-11 Game-by-Game

Opponent	Date	gs	min	Total		3-Pointers		Free throws		Rebounds				pf	a	t/o	blk	stl	pts	avg	
				fg-fga	pct	3fg-fga	pct	ft-fta	pct	off	def	tot	avg								
LOUISIANA MONROE	11/16/10	1	0-0	.000	0-0	.000	0-0	.000	0-0	.000	0	0	0	0	0	0	0	0	0	0.0	
SIUE EDWARDSVILLE	11/26/10	7	1-1	1.000	0-0	.000	0-0	.000	0-0	.000	0	0	0	0.0	0	2	1	0	2	2	1.0
Totals		0	8	1-1	1.000	0-0	.000	0-0	.000	0	0	0	0.0	0	2	1	0	2	2	1.0	

Games played: 2  
 Minutes/game: 4.0  
 Points/game: 1.0  
 FG Pct: 100.0

Assists/game: 1.0  
 Turnovers/game: 0.5  
 Assist/turnover ratio: 2.0  
 Steals/game: 1.0

#### CAREER STATISTICS

YEAR	G/GS	FG-A	PCT	3-PT	PCT	FT-A	PCT	RB	AVG	PF-FO	AS	TO	BK	ST	PTS	AVG
Fresh.	2/0	1-1	1.000	0-0	.000	0-0	.000	0	0.0	0-0	2	1	0	2	2	1.0





# IOWA HAWKEYE BASKETBALL

## Updated Iowa Player Bio

### Jordan Stoermer



2

**Jr., 6-2, 185, Guard**  
**Coralville, IA**  
**Iowa City West HS**  
**Kirkwood CC**

- Non-scholarship athlete
- Sister is a senior on Northern Colorado's basketball team
- Saw action in 19 games
- Tallied seven points, three rebounds and one steal vs. UL Monroe
- Averaged 6.1 minutes per contest, only committing five turnovers
- Posted career highs in points (8), rebounds (3), assists (3) and steals (2) in victory over SIUE
- Set or tied career highs in points (8), field goals made (3), field goals attempted (5), 3-pointers made (2) and blocks (1) in home game vs. Northwestern
- Tallied three points and one assist at Northwestern

#### Personal Bests

**Points:** 8, 2x, last vs. N'western, 1/12/11  
**Rebounds:** 3, 2x, last vs. SIUE, 11/26/10  
**FGM:** 3, 2x, last vs. N'western, 1/12/11  
**FGA:** 7 vs. Xavier, 11/19/10  
**3-pt FG:** 2, 3x, last vs. N'western, 1/12/11  
**3-pt FGA:** 6 vs. Xavier, 11/19/10  
**FTM:** 2 vs. Alabama, 11/20/10  
**FTA:** 2, 2x, last vs. Alabama, 11/20/10  
**Assists:** 3 vs. SIUE, 11/26/10  
**Steals:** 2 vs. SIUE, 11/26/10  
**Blocks:** 1 vs. N'western, 1/12/11  
**Minutes:** 19 vs. UL Monroe, 11/16/10

### 2010-11 Game-by-Game

Opponent	Date	gs	min	Total		3-Pointers		Free throws		Rebounds				pf	a	t/o	blk	stl	pts	avg
				fg-fga	pct	3fg-fga	pct	ft-fa	pct	off	def	tot	avg							
SOUTH DAKOTA STATE	11/14/10	1	0-0	.000	0-0	.000	0-0	.000	0-0	0	0	0	0	0	0	0	0	0	0	0.0
LOUISIANA MONROE	11/16/10	19	2-5	.400	2-5	.400	1-2	.500	1	2	3	1.5	0	0	1	0	1	7	3.5	
vs Xavier	11/19/10	13	1-7	.143	0-6	.000	0-0	.000	1	0	1	1.3	2	2	0	0	1	2	3.0	
vs Alabama	11/20/10	7	0-0	.000	0-0	.000	2-2	1.000	1	1	2	1.5	0	0	0	0	0	2	2.8	
vs Long Beach State	11/22/10	10	1-1	1.000	0-0	.000	0-0	.000	0	0	0	1.2	2	1	0	0	0	2	2.6	
SIUE EDWARDSVILLE	11/26/10	9	3-3	1.000	2-2	1.000	0-0	.000	1	2	3	1.5	1	3	0	0	2	8	3.5	
at Wake Forest	11/30/10	8	0-2	.000	0-2	.000	0-0	.000	0	0	0	1.3	2	0	0	0	0	0	3.0	
IDAHO STATE	12/04/10	5	0-2	.000	0-2	.000	0-0	.000	0	0	0	1.1	0	0	0	0	0	0	2.6	
at Drake	12/18/10	6	0-0	.000	0-0	.000	0-0	.000	0	1	1	1.1	0	0	0	0	0	0	2.3	
ILLINOIS	12/29/10	1	0-0	.000	0-0	.000	0-0	.000	0	0	0	1.0	0	0	0	0	0	0	2.1	
at Purdue	01/09/11	1	0-0	.000	0-0	.000	0-0	.000	1	0	1	1.0	0	0	1	0	0	0	1.9	
NORTHWESTERN	01/12/11	11	3-5	.600	2-4	.500	0-1	.000	1	1	2	1.1	0	0	1	1	1	8	2.4	
at Ohio State	01/19/11	7	0-0	.000	0-0	.000	0-0	.000	0	1	1	1.1	3	0	0	0	0	0	2.2	
INDIANA	01/23/11	2	0-0	.000	0-0	.000	0-0	.000	0	0	0	1.0	1	1	0	0	0	0	2.1	
MINNESOTA	02/13/11	7	0-1	.000	0-1	.000	0-0	.000	0	0	0	0.9	1	0	1	0	1	0	1.9	
at Northwestern	02/17/11	2	1-2	.500	1-1	1.000	0-0	.000	0	0	0	0.9	0	1	1	0	0	3	2.0	
MICHIGAN	02/19/11	2	0-0	.000	0-0	.000	0-0	.000	1	0	1	0.9	0	0	0	0	0	0	1.9	
at Michigan State	03/02/11	2	0-0	.000	0-0	.000	0-0	.000	0	0	0	0.8	0	1	0	0	0	0	1.8	
vs Michigan State	03/10/11	2	0-0	.000	0-0	.000	0-0	.000	0	0	0	0.8	1	0	0	0	0	0	1.7	
<b>Totals</b>		0	115	11-28	.393	7-23	.304	3-5	.600	7	8	15	0.8	13	9	5	1	6	32	1.7

Games played: 19  
 Minutes/game: 6.1  
 Points/game: 1.7  
 FG Pct: 39.3  
 3FG Pct: 30.4  
 FT Pct: 60.0

Rebounds/game: 0.8  
 Assists/game: 0.5  
 Turnovers/game: 0.3  
 Assist/turnover ratio: 1.8  
 Steals/game: 0.3  
 Blocks/game: 0.1

#### CAREER STATISTICS

YEAR	G/GS	FG-A	PCT	3-PT	PCT	FT-A	PCT	RB	AVG	PF-FO	AS	TO	BK	ST	PTS	AVG
Junior	19/0	11-28	.393	7-23	.304	3-5	.600	15	0.8	13-0	9	5	1	6	32	1.7






# IOWA HAWKEYE BASKETBALL

## Updated Iowa Player Bio

### Darius Stokes

### 2010-11 Game-by-Game



# 34

**Fr., 6-7, 190, Forward**  
**Cedar Rapids, IA**  
**Linn-Mar HS**

- Non-scholarship athlete
- Redshirting this season

#### Personal Bests

Points: ---  
 Rebounds: ---  
 FGM: ---  
 FGA: ---  
 3-pt FG: ---  
 3-pt FGA: ---  
 FTM: ---  
 FTA: ---  
 Assists: ---  
 Steals: ---  
 Blocks: ---  
 Minutes: ---

---

#### CAREER STATISTICS

YEAR	G/GS	FG-A	PCT	3-PT	PCT	FT-A	PCT	RB	AVG	PF-FO	AS	TO	BK	ST	PTS	AVG
Fresh.	0/0	0-0	.000	0-0	.000	0-0	.000	0	0.0	0-0	0	0	0	0	0	0.0





# IOWA HAWKEYE BASKETBALL

## Updated Iowa Player Bio

### Branden Stubbs



# 32

**Fr., 6-2, 170, Guard**  
**Pleasant Hill, IA**  
**Des Moines Christian HS**

- Non-scholarship athlete
- Saw first career action vs. UL Monroe, recording one steal and one rebound
- Made every shot attempt (two 3-pointers, one field goal and four free throws) in scoring a personal-best 12 points in victory over SIUE
- Saw action in four contests

#### Personal Bests

**Points:** 12 vs. SIUE, 11/26/10  
**Rebounds:** 1 vs. UL Monroe, 11/16/10  
**FGM:** 3 vs. SIUE, 11/26/10  
**FGA:** 3 vs. SIUE, 11/26/10  
**3-pt FG:** 2 vs. SIUE, 11/26/10  
**3-pt FGA:** 2 vs. SIUE, 11/26/10  
**FTM:** 4 vs. SIUE, 11/26/10  
**FTA:** 4 vs. SIUE, 11/26/10  
**Assists:** ---  
**Steals:** 1 vs. UL Monroe, 11/16/10  
**Blocks:** ---  
**Minutes:** 9 vs. SIUE, 11/26/10

### 2010-11 Game-by-Game

Opponent	Date	gs	min	Total		3-Pointers		Free throws		Rebounds				pf	a	t/o	blk	stl	pts	avg
				fg-fga	pct	3fg-fga	pct	ft-fa	pct	off	def	tot	avg							
LOUISIANA MONROE	11/16/10	3	0-1	.000	0-1	.000	0-0	.000	0	1	1	1.0	0	0	0	0	1	0	0.0	
SIUE EDWARDSVILLE	11/26/10	9	3-3	1.000	2-2	1.000	4-4	1.000	0	0	0	0.5	0	0	0	0	0	12	6.0	
at Wake Forest	11/30/10	2	0-0	.000	0-0	.000	0-0	.000	0	0	0	0.3	0	0	1	0	0	0	4.0	
NORTHWESTERN	01/12/11	1	0-0	.000	0-0	.000	0-0	.000	0	0	0	0.3	0	0	0	0	0	0	3.0	
Totals		0	15	3-4	.750	2-3	.667	4-4	1.000	0	1	1	0.3	0	0	1	0	12	3.0	

Games played: 4  
 Minutes/game: 3.8  
 Points/game: 3.0  
 FG Pct: 75.0  
 3FG Pct: 66.7  
 FT Pct: 100.0

Rebounds/game: 0.3  
 Turnovers/game: 0.3  
 Steals/game: 0.3

#### CAREER STATISTICS

YEAR	G/GS	FG-A	PCT	3-PT	PCT	FT-A	PCT	RB	AVG	PF-FO	AS	TO	BK	ST	PTS	AVG
Fresh.	4/0	3-4	.750	2-3	.667	4-4	1.000	1	0.3	0-0	0	1	0	1	12	3.0





# IOWA HAWKEYE BASKETBALL

## Game-by-Game Results

Overall: 11-20      Big Ten: 4-14      Home: 8-8      Away: 2-9      Neutral: 1-3

Date	Opponent	Result	Attend.	Top Scorer	Top Rebounder
Nov. 14	South Dakota State	L, 69-79	11,700	20, Eric May	9, Melsahn Basabe
Nov. 16	Louisiana Monroe	W, 68-40	9,023	12, Zach McCabe	11, Melsahn Basabe
^ Nov. 19	vs. Xavier	L, 73-86	3,122	15, Matt Gatens	11, Devon Archie
^ Nov. 20	vs. Alabama	W, 55-47	2,348	13, Zach McCabe	6, Zach McCabe
^ Nov. 22	vs. Long Beach State	L, 72-78	3,893	17, Bryce Cartwright	6, Zach McCabe
Nov. 26	SIU-Edwardsville	W, 111-50	11,698	16, Zach McCabe	8, Melsahn Basabe
\$ Nov. 30	at Wake Forest	L, 73-76	9,086	17, Eric May	8, Basabe, McCabe
Dec. 4	Idaho State	W, 70-53	9,764	15, Bryce Cartwright	7, Jarryd Cole
Dec. 7	Northern Iowa	W, 51-39	10,667	14, Melsahn Basabe	15, Jarryd Cole
+ Dec. 10	Iowa State	L, 72-75	13,276	15, Matt Gatens	14, Melsahn Basabe
Dec. 18	at Drake	W, 59-52	6,671	19, Matt Gatens	11, Jarryd Cole
Dec. 21	Louisiana Tech	W, 77-58	10,334	22, Matt Gatens	12, Jarryd Cole
* Dec. 29	#23 Illinois	L, 77-87	15,500	21, Matt Gatens	9, Jarryd Cole
* Jan. 4	#2 Ohio State	L, 68-73	9,810	22, Melsahn Basabe	13, Melsahn Basabe
* Jan. 9	at #10 Purdue	L, 52-75	14,123	13, Matt Gatens	8, Devon Archie
* Jan. 12	Northwestern	L, 71-90	9,548	25, Bryce Cartwright	12, Melsahn Basabe
* Jan. 16	at #25 Minnesota	L, 59-69	14,625	20, Melsahn Basabe	13, Melsahn Basabe
* Jan. 19	at #1 Ohio State	L, 48-70	14,321	12, Andrew Brommer	6, Andrew Brommer
* Jan. 23	Indiana	W, 91-77	11,860	20, Melsahn Basabe	10, Melsahn Basabe
* Jan. 26	at Penn State	L, 51-65	6,625	11, Jarryd Cole	4, Jarryd Cole
* Jan. 30	at Michigan	L, 73-87	12,978	25, Melsahn Basabe	8, Melsahn Basabe
* Feb. 2	Michigan State	W, 72-52	12,158	19, Matt Gatens	9, Jarryd Cole
* Feb. 5	at Indiana	W, 64-63	17,225	20, Melsahn Basabe	13, Melsahn Basabe
* Feb. 9	#13 Wisconsin	L, 59-62 (OT)	12,093	15, Bryce Cartwright	12, Jarryd Cole
* Feb. 13	#25 Minnesota	L, 45-62	12,759	11, Bryce Cartwright	8, Jarryd Cole
* Feb. 17	at Northwestern	L, 70-73	5,124	17, Jarryd Cole	8, Jarryd Cole
* Feb. 19	Michigan	L, 72-75 (OT)	13,835	19, Melsahn Basabe	8, Melsahn Basabe
* Feb. 26	at Illinois	L, 68-81	16,618	17, Melsahn Basabe	7, Melsahn Basabe
* Mar. 2	at Michigan State	L, 66-85	14,797	13, Basabe/Gatens	6, Cole/McCabe
* Mar. 5	#6 Purdue	W, 67-65	12,132	16, Jarryd Cole	10, Jarryd Cole
% Mar. 10	vs. Michigan State	L, 61-66	16,264	14, Bryce Cartwright	7, Bryce Cartwright

\$ - ACC/Big Ten Challenge

+ - Hy-Vee Cy-Hawk Series

\* - Big Ten Conference Game

% - Big Ten Tournament, Indianapolis, Ind.

Attendance Summary	Games	Totals	Average
Home	16	186,157	11,635
Away	11	132,193	12,018
Neutral	4	25,627	6,407
<b>Totals</b>	<b>31</b>	<b>343,977</b>	<b>11,096</b>





# IOWA HAWKEYE BASKETBALL

## Game-by-Game Statistics

Team	Score	FG-A	PCT	3-PT. FG	PCT	FT-A	PCT	REB	PF	AS	TO	BS	ST
at Iowa	69	24-59	.407	3-10	.300	18-25	.720	45	17	10	18	2	3
South Dakota State	79	29-67	.433	10-21	.476	11-15	.733	37	21	18	10	4	11
at Iowa	68	28-60	.467	8-21	.381	4-10	.400	42	13	17	22	4	10
Louisiana Monroe	40	17-54	.315	3-16	.188	3-5	.600	32	14	10	26	2	10
Iowa	73	24-68	.353	5-22	.227	20-28	.714	40	29	11	10	0	3
vs. Xavier	86	25-47	.532	6-16	.375	30-37	.811	32	24	15	10	3	3
Iowa	55	15-42	.357	5-12	.417	20-32	.625	37	14	5	16	2	7
vs. Alabama	47	19-56	.339	2-16	.125	7-9	.778	32	20	8	15	5	6
Iowa	72	28-59	.475	4-15	.267	12-18	.667	37	18	10	14	4	7
vs. Long Beach State	78	31-77	.403	6-21	.286	10-16	.625	46	16	17	16	5	6
at Iowa	111	37-63	.587	10-18	.556	27-38	.711	43	8	24	14	2	19
SIU-Edwardsville	50	21-61	.344	6-26	.231	2-2	1.000	27	28	12	29	5	7
Iowa	73	31-71	.437	4-19	.211	7-10	.700	38	21	15	15	2	10
at Wake Forest	76	24-46	.522	8-17	.471	20-25	.800	28	18	14	16	11	5
at Iowa	70	27-61	.443	4-21	.190	12-22	.545	37	18	20	13	2	14
Idaho State	53	15-39	.385	5-20	.250	18-20	.900	27	19	6	23	1	6
at Iowa	51	18-45	.400	3-12	.250	12-23	.522	40	10	12	8	2	2
Northern Iowa	39	15-55	.273	6-30	.200	3-8	.375	37	19	8	8	1	2
at Iowa	72	26-64	.406	8-17	.471	12-23	.522	47	15	15	18	7	6
Iowa State	75	28-64	.412	12-30	.400	7-14	.500	39	18	15	10	0	11
Iowa	59	19-45	.422	4-16	.250	17-25	.680	34	15	8	18	1	9
at Drake	52	20-51	.392	7-29	.241	5-8	.625	28	21	12	16	3	4
at Iowa	77	25-57	.439	9-22	.409	18-23	.783	37	17	17	12	4	9
Louisiana Tech	58	21-57	.368	5-18	.278	11-14	.786	35	17	11	17	1	6
at Iowa	77	30-64	.469	9-24	.375	8-15	.533	27	16	13	13	0	7
#23 Illinois	87	32-48	.667	13-18	.722	10-13	.769	28	17	20	17	3	4
at Iowa	68	25-59	.424	7-15	.467	11-14	.786	34	14	15	16	6	5
#2 Ohio State	73	31-56	.554	7-19	.368	4-9	.444	30	17	20	15	8	8
Iowa	52	19-52	.365	2-7	.286	12-16	.750	29	14	11	16	6	5
at #10 Purdue	75	30-61	.492	8-21	.381	7-9	.778	36	15	21	13	9	6
at Iowa	71	26-50	.520	7-17	.412	12-22	.545	25	15	11	15	6	10
Northwestern	90	33-62	.532	14-28	.500	10-13	.769	36	16	23	14	2	9
Iowa	59	22-59	.373	6-19	.316	9-11	.818	32	23	12	10	2	6
at #25 Minnesota	69	20-46	.435	2-10	.200	27-37	.730	42	13	17	11	12	9
Iowa	48	22-55	.400	1-7	.143	3-4	.750	30	18	12	23	3	5
at #1 Ohio State	70	26-55	.473	6-21	.286	12-15	.800	34	12	18	20	2	11
at Iowa	91	30-52	.577	4-10	.400	27-39	.692	39	24	16	19	4	8
Indiana	77	26-70	.371	8-27	.296	17-20	.850	36	29	16	15	1	9
Iowa	51	19-51	.373	7-18	.389	6-9	.667	21	15	13	11	0	8
at Penn State	65	25-47	.532	5-16	.313	10-11	.909	30	15	14	14	4	3
Iowa	73	28-57	.491	5-13	.385	12-17	.706	26	15	15	10	3	3
at Michigan	87	33-56	.589	14-28	.500	7-8	.875	29	16	22	11	2	4
at Iowa	72	30-52	.577	3-9	.333	9-11	.818	32	14	19	12	5	7
Michigan State	52	19-56	.339	4-18	.222	10-14	.714	31	14	11	17	2	5
Iowa	64	21-44	.477	2-9	.222	20-25	.800	33	15	12	17	4	5
at Indiana	63	22-53	.415	5-14	.357	14-17	.824	25	21	6	11	0	7
at Iowa (OT)	59	25-60	.417	1-7	.143	8-9	.889	39	10	14	10	4	4
#13 Wisconsin	62	24-68	.353	8-29	.276	6-7	.857	42	11	19	8	4	3
at Iowa	45	16-47	.340	6-28	.214	7-11	.636	25	18	16	17	4	6
#25 Minnesota	62	22-47	.468	2-11	.182	16-21	.762	38	13	16	14	1	11
Iowa	70	30-58	.517	5-12	.417	5-12	.417	38	16	16	13	1	1
at Northwestern	73	27-60	.450	12-28	.429	7-13	.538	32	11	17	8	2	10
at Iowa (OT)	72	26-58	.448	2-17	.118	18-22	.818	36	22	15	16	0	7
Michigan	75	25-52	.481	6-20	.300	19-24	.792	27	22	14	13	1	9
Iowa	68	24-59	.407	5-17	.294	15-18	.833	31	13	15	14	3	5
at Illinois	81	31-56	.554	6-18	.333	13-18	.722	33	16	21	13	2	7
Iowa	66	23-56	.411	0-12	.000	20-33	.606	32	23	12	11	3	7
at Michigan State	85	30-55	.545	7-14	.500	18-27	.667	37	23	20	13	3	5
at Iowa	67	26-60	.433	3-10	.300	12-19	.632	48	16	15	13	2	2
#6 Purdue	65	25-69	.362	5-25	.200	10-17	.588	40	21	13	7	2	9
Iowa	61	22-56	.393	4-9	.444	13-17	.765	31	16	11	13	1	8
vs. Michigan State	66	22-54	.407	4-14	.286	18-23	.783	39	14	12	15	5	9







# IOWA HAWKEYE BASKETBALL

## Season & Career Bests

### Season Bests

Player	Points	3-Pointers	Rebounds	Assists	Blocks	Steals
Devon Archie	10, Xavier	---	11, Xavier	2, twice	3, Purdue	2, twice
Melsahn Basabe	25, Michigan	---	14, Iowa State	2, Indiana	7, Iowa State	2, Indiana
Andrew Brommer	12, twice	---	6, Ohio State	3, twice	4, Minnesota	1, three times
Bryce Cartwright	25, Northwestern	2, Ohio State	7, Michigan State	10, Michigan State	1, UL Monroe	4, LBSU
Jarryd Cole	17, SDSU/at NW	---	15, UNI	3, Wisconsin	1, nine times	5, Michigan State
Cody Cox	---	---	---	1, SIUE	---	1, SIUE
Matt Gatens	22, La Tech	5, three times	4, four times	5, Idaho State	1, twice	5, Idaho State
Roy Devyn Marble	18, Indiana	2, three times	7, Purdue	4, Michigan State	1, Northwestern	2, five times
Eric May	20, SDSU	3, twice	6, twice	3, four times	2, Indiana	7, SIUE
Zach McCabe	16, SIUE	4, SIUE	8, Wake Forest	3, Michigan	1, Purdue	3, Alabama
Cully Payne	7, UL Monroe	1, three times	2, twice	7, UL Monroe	---	1, UL Monroe
T.J. Sayre	2, SIUE	---	---	---	---	2, SIUE
Jordan Stoermer	8, twice	2, three times	3, twice	3, SIUE	1, Northwestern	2, SIUE
Darius Stokes	---	---	---	---	---	---
Branden Stubbs	12, SIUE	2, SIUE	1, UL Monroe	---	---	1, UL Monroe

### Career Bests

Player	Points	3-Pointers	Rebounds	Assists	Blocks	Steals
Devon Archie	10, Xavier, '10	---	11, Xavier, '10	2, twice	3, Purdue, '11	2, N'western, '11
Melsahn Basabe	25, Michigan, '11	---	14, Iowa State, '10	2, Indiana, '11	7, Iowa State, '10	2, Indiana, '11
Andrew Brommer	12, twice	---	6, Ohio State, '11	3, twice	4, Minnesota, '11	2, Indiana, '10
Bryce Cartwright	25, N'western, '11	3, Cal Poly, '08	7, Mich. State, '11	10, Mich. State, '11	1, three times	4, LBSU, '10
Jarryd Cole	24, NC Central, '09	1, twice	15, UNI, '10	3, Wisconsin	2, five times	5, Michigan St. '11
Cody Cox	---	---	---	1, SIUE, '10	---	1, SIUE, '10
Matt Gatens	25, Indiana, '10	5, four times	10, W. Illinois, '08	8, SC State, '09	2, Michigan, '09	5, Idaho State, '10
Roy Devyn Marble	18, Indiana, '11	2, three times	7, Purdue, '11	4, Mich. State, '11	1, N'western, '11	2, five times
Eric May	20, SDSU, '10	5, Ohio State, '10	11, PVAM, '09	4, Tenn State, '10	3, three times	7, SIUE
Zach McCabe	16, SIUE, '10	4, SIUE, '10	8, Wake Forest, '10	3, Michigan, 11	1, Purdue, '11	3, Alabama, '10
Cully Payne	25, Michigan, '10	5, Michigan, '10	6, four times	7, four times	---	2, four times
T.J. Sayre	2, SIUE, '10	---	---	---	---	2, SIUE, '10
Jordan Stoermer	8, twice	2, three times	3, twice	3, SIUE, '10	1, N'western, '11	2, SIUE, '10
Darius Stokes	---	---	---	---	---	---
Branden Stubbs	12, SIUE, '10	2, SIUE, '10	1, UL Monroe, '10	---	---	1, UL Monroe, '10





# IOWA HAWKEYE BASKETBALL

*The Last Time...*

## *The Last Time a Player . . .*

### ***Had 30 or more points***

Iowa -- 30, Aaron Fuller vs. Michigan, 2/16/10

Opponent -- 30, Tim Hardaway Jr., Michigan, 2/19/11

### ***Made at least 90% of his FGA (10 att.)***

Iowa -- .909 (9-10), Luke Recker vs. Purdue, 3/07/02

Opponent -- .923 (12-13), Greg Oden, Ohio State, 1/20/07

### ***Made 100% of his FTA (10 att.)***

Iowa -- 1.000 (10-10), Jermain Davis vs. UTSA, 11/17/08

Opponent -- 1.000 (10-10), Morris Smith IV, UTSA, 11/15/09

### ***Had 15 or more rebounds***

Iowa -- 15, Jarryd Cole vs. Northern Iowa, 12/7/10

Opponent -- 15, Jon Leuer, Wisconsin, 2/9/11

### ***Had 10 or more assists***

Iowa -- 10, Bryce Cartwright vs. Michigan State, 2/2/11

Opponent -- 11, Darius Morris, Michigan, 1/30/11

### ***Had 5 or more blocks***

Iowa -- 6, Melsahn Basabe vs. Ohio State, 1/4/11

Opponent -- 7, Ralph Sampson III, Minnesota, 1/16/11

### ***Had 5 or more steals***

Iowa -- 5, Jarryd Cole at Michigan State, 3/2/11

Opponent -- 5, Devin Gibson, UTSA, 11/17/08

## *The Last Time A Team . . .*

### ***Scored 100 or more points***

Iowa -- 111 vs. SIU-Edwardsville, 11/26/10

Opponent -- 106 by North Carolina, 11/24/04

### ***Scored 40 or fewer points***

Iowa -- 40 at Wisconsin, 3/3/10

Opponent -- 39 by Northern Iowa, 12/7/10

### ***Won an overtime game***

Iowa -- 75-67 (2 OT) vs. Penn State, 3/07/09

Opponent -- 62-59 (1 OT) Wisconsin, 2/9/11

### ***Made at least 60% of its FGA (20 att.)***

Iowa -- .653 (32-44) vs. Michigan, 2/4/06

Opponent -- .667 (32-48) by Illinois, 12/29/2010

### ***Made at least 50% of its 3-pt. FGA (8 att.)***

Iowa -- .500 (12-24) vs. Northwestern, 2/10/10

Opponent -- .500 (7-14) by Michigan State, 3/2/11

### ***Made at least 90% of its FTA (10 att.)***

Iowa -- .923 (12-13) at Michigan State, 2/25/09

Opponents -- .909 (10-11) by Penn State, 1/26/11





# IOWA HAWKEYE BASKETBALL

## Season Highs And Lows/Specialty Statistics

CATEGORY	IOWA		OPPONENTS	
<u>Points</u>	High	111	90	Northwestern
	Low	45	39	Northern Iowa
<u>FG Made</u>	High	37	33	Northwestern/Michigan
	Low	15	15	Idaho State/Northern Iowa
<u>FG Att.</u>	High	71	77	Long Beach State
	Low	42	39	Idaho State
<u>FG%</u>	High	.587	.667	Illinois
	Low	.340	.273	Northern Iowa
<u>3FG Made</u>	High	10	14	Northwestern/Michigan
	Low	0	2	Alabama/Minnesota (2)
<u>3FG Att.</u>	High	28	30	Northern Iowa/Iowa State
	Low	7	10	Minnesota
<u>3FG%</u>	High	.556	.722	Illinois
	Low	.000	.125	Alabama
<u>FTM</u>	High	27	30	Xavier
	Low	3	2	SIU-Edwardsville
<u>FTA</u>	High	39	37	Xavier/Minnesota
	Low	4	2	SIU-Edwardsville
<u>FT% (min. 10)</u>	High	.833	.909	Penn State
	Low	.400	.375	Northern Iowa
<u>Off. Reb.</u>	High	20	21	Long Beach State
	Low	7	2	Wake Forest
<u>Def. Reb.</u>	High	36	28	South Dakota St./Michigan State
	Low	16	13	SIU-Edwardsville
<u>Total Reb.</u>	High	48	46	Long Beach State
	Low	21	25	Indiana
<u>Assists</u>	High	24	23	Northwestern
	Low	5	6	Idaho State/Indiana
<u>Steals</u>	High	19	11	SDSU/Iowa St./Ohio St./Minnesota
	Low	1	2	Northern Iowa
<u>Blocks</u>	High	7	12	Minnesota
	Low	0	0	Iowa State/Indiana
<u>Turnovers</u>	High	23	29	SIU-Edwardsville
	Low	8	7	Purdue
<u>Fouls</u>	High	29	29	Indiana
	Low	8	11	Wisconsin/Northern

### GAME-BY-GAME SPECIALTY STATS

Date	Opponent	Pts. Off				Pts. in			
		TO's	Paint	2nd	Fast	TO's	Paint	2nd	Fast
		IA-Opp.	IA-Opp.	IA-Opp.	IA-Opp.				
11/14	South Dakota St	14-15	30-26	11-15	2-13				
11/16	La. Monroe	26-18	32-22	12-9	17-10				
11/19	vs. Xavier	12-10	28-36	15-5	2-4				
11/	vs. Alabama	7-20	16-30	8-9	4-8				
11/22	vs. Long Beach St.	19-22	48-42	10-6	12-13				
11/26	SIU-Edwardsville	45-10	38-24	12-10	20-2				
11/30	at Wake Forest	21-22	38-28	8-2	12-11				
12/4	Idaho State	27-10	38-18	13-8	15-11				
12/7	Northern Iowa	10-6	26-8	7-4	2-4				
12/10	Iowa State	13-20	32-26	11-19	9-8				
12/18	at Drake	17-18	16-14	9-7	6-7				
12/21	Louisiana Tech	26-8	18-24	15-10	8-2				
12/29	#23 Illinois	22-24	28-30	20-10	4-2				
1/4	#2 Ohio State	20-17	26-40	17-10	8-7				
1/9	at #10 Purdue	8-22	22-30	8-16	6-10				
1/12	Northwestern	19-21	26-34	9-8	15-10				
1/16	at #25 Minnesota	16-10	26-30	13-24	11-8				
1/19	at #1 Ohio State	10-20	36-34	4-15	10-8				
1/23	Indiana	23-18	46-30	17-19	16-2				
1/26	at Penn State	11-14	12-24	8-7	4-4				
1/30	at Michigan	13-13	30-30	11-12	0-7				
2/2	Michigan State	30-13	34-24	2-12	10-2				
2/5	at Indiana	10-21	34-18	11-7	10-4				
2/9	Wisconsin	4-10	32-22	8-7	6-2				
2/13	#25 Minnesota	12-20	14-34	11-9	5-6				
2/17	at Northwestern	10-16	40-22	19-15	2-0				
2/19	Michigan	10-23	40-30	11-9	4-2				
2/26	at Illinois	15-16	30-38	11-15	4-6				
3/2	at Michigan State	18-14	30-34	13-9	8-8				
3/5	#6 Purdue	4-10	34-36	15-10	8-10				
3/10	vs. Michigan State	19-12	24-26	11-16	10-4				

### IOWA AND OPPONENT INDIVIDUAL HIGH PERFORMANCES

CATEGORY	IOWA	OPPONENTS
<u>Points</u>	25	32
<u>Field Goals Made</u>	9	11 (11-20)
<u>Field Goals Attempted</u>	21 (5-21)	24 (5-24)
<u>Field Goal Percentage (min. 5 made)</u>	1.00 (6-6)	.875 (7-8)
<u>3-Point Field Goals Made</u>	5	7
<u>3-Point Field Goals Attempted</u>	11	13
<u>3-Point Field Goals Pct. (min. 4 made)</u>	.571 (4-7)	.800 (4-5)
<u>Free Throws Made</u>	11 (11-12)	16 (16-18)
<u>Free Throws Attempted</u>	12 (11-12)	18 (16-18)
<u>Free Throw Pct. (min. 7 made)</u>	.917 (11-12)	1.000 (7-7)
<u>Offensive Rebounds</u>	8	7
<u>Defensive Rebounds</u>	10	11
<u>Total Rebounds</u>	15	15
<u>Assists</u>	10	11
<u>Steals</u>	7	4
<u>Blocks</u>	7	7
<u>Turnovers</u>	6	8





# IOWA HAWKEYE BASKETBALL

## Iowa Record When...

When playing at home:	8-8	When leading at the half:	9-6	When wearing White:	8-9
When playing on the road:	2-9	When trailing at the half:	2-14	When wearing Black:	2-11
When playing on a neutral court:	1-3	When tied at the half:	0-0	When wearing Gold:	1-0
When Iowa scores 100 points or more:	1-0	Iowa field goal percentage at home:	419-911	.460	
When Iowa scores 90-99 points:	1-0	Iowa field goal percentage on road:	347-832	.417	
When Iowa scores 80-89 points:	0-0	Iowa 3-point percentage at home:	87-258	.337	
When Iowa scores 70-79 points:	3-9	Iowa 3-point percentage on road:	59-207	.285	
When Iowa scores under 70 points:	6-11	Iowa free throw percentage at home:	215-326	.660	
		Iowa free throw percentage on road:	191-275	.695	
When opponent scores 100 points or more:	0-0	On Sunday:	1-5		
When opponent scores 90-99 points:	0-1	On Monday:	0-1		
When opponent scores 80-89 points:	0-5	On Tuesday:	3-2		
When opponent scores 70-79 points:	1-9	On Wednesday:	1-6		
When opponent scores 60-69 points:	2-5	On Thursday:	0-2		
When opponent scores fewer than 60 points:	8-0	On Friday:	2-2		
		On Saturday:	4-2		
When Iowa shoots at least 50% from the field:	3-2	On Big Ten Network:	4-16		
When Iowa shoots less than 50% from the field:	8-18	On CBS:	0-0		
When opponent shoots at least 50% from the field:	0-9	On ESPN:	1-0		
When opponent shoots less than 50% from the field:	11-11	On ESPN2:	1-2		
When Iowa has higher FG% than opponent:	11-3	On ESPNU:	0-1		
When opponent has higher FG%:	0-17	On Mediacom:	3-0		
When FG% is equal:	0-0	On Fox Sports:	0-0		
When Iowa outrebounds opponent:	11-6	No Television:	2-2		
When opponent has more rebounds:	0-14	CSTV:	0-0		
When rebounds are equal:	0-0				
When Iowa shoots at least 80% from the line:	2-4	Most Points, First Half: 53 vs. SIU-Edwardsville			
When Iowa shoots less than 80% from the line:	9-16	Fewest Points, First Half: 19 at Minnesota			
When opponent shoots at least 80% from the line:	4-6	Most Points Allowed, First Half: 49 vs. Illinois			
When opponent shoots less than 80% from the line:	7-14	Fewest Points Allowed, First Half: 18 vs. UL Monroe			
When Iowa shoots more free throws than opponent:	10-10	Most Points, Second Half: 58 vs. SIU-Edwardsville			
When opponent shoots more free throws:	1-9	Fewest Points, Second Half: 25 vs. Minnesota			
When free throws attempts are equal:	0-1	Most Points Allowed, Second Half: 52 at Michigan			
When Iowa has higher FT% than opponent:	4-7	Fewest Points Allowed, Second Half: 16 vs. Northern Iowa			
When opponent has higher FT%:	7-13	Largest Halftime Advantage: 33 vs. SIU-Edwardsville			
When FT% is equal:	0-0	Largest Halftime Deficit: 21 vs. Northwestern			
When Iowa shoots at least 50% from 3-point range:	1-0				
When Iowa shoots less than 50% from 3-point range:	10-20				
When opponent shoots at least 50% from 3-point range:	0-4				
When opponent shoots less than 50% from 3-point range:	11-16				
When Iowa has a higher 3-point FG% than opponent:	9-6				
When opponent has a higher 3-point FG%:	2-14				
When 3-point FG% is equal:	0-0				
When Iowa has more assists than opponent:	8-2				
When opponent has more assists:	2-17				
When assists are equal:	1-1				
When Iowa has fewer turnovers than opponent:	5-7				
When opponent has fewer turnovers:	5-12				
When turnovers are equal:	1-1				
When Iowa has more steals than opponent:	7-7				
When opponent has more steals:	3-12				
When steals are equal:	1-1				





Game 5 - Long Beach State 78, Iowa 72

Official Basketball Box Score -- Game Totals -- Final Statistics
Long Beach State vs Iowa
11/22/10 4:30 p.m. at St. Thomas, U.S. Virgin Islands

Long Beach State 78 • 3-2
Table with columns for Player, FG-FGA, 3-Ptr, Rebounds, PF, TP, A, TO, Blk, Stl, Min. Includes totals for both teams and game statistics.

Iowa 72 • 2-3
Table with columns for Player, FG-FGA, 3-Ptr, Rebounds, PF, TP, A, TO, Blk, Stl, Min. Includes totals for both teams and game statistics.

Officials: Patrick Evans, Bob Adams, Bob Testa
Technical fouls: Long Beach State-None, Iowa-TWAM.
Attendance: 3893
2010 U.S. Virgin Islands Paradise Jam Men's Basketball Tournament.

Score by periods, Points in paint, Off T/O, 2nd Chance, Fast Break, Bench. Includes data for Long Beach State and Iowa.

Last FG - LBSU 2nd-00:14, IOWA 2nd-00:05.
Largest lead - LBSU by 8 2nd-10:24, IOWA by 12 1st-09:16.

Game 7 - Wake Forest 76, Iowa 73

Official Basketball Box Score -- Game Totals -- Final Statistics
IOWA vs Wake Forest
11/30/10 7:00 p.m. at Joel Coliseum - Winston-Salem, NC

IOWA 73 • 3-4
Table with columns for Player, FG-FGA, 3-Ptr, Rebounds, PF, TP, A, TO, Blk, Stl, Min. Includes totals for both teams and game statistics.

Wake Forest 76 • 4-3
Table with columns for Player, FG-FGA, 3-Ptr, Rebounds, PF, TP, A, TO, Blk, Stl, Min. Includes totals for both teams and game statistics.

Officials: Karl Hess, Brian Dorsey, John Cahill
Technical fouls: IOWA-None, Wake Forest-None.
Attendance: 9086
2010 ACC/Big Ten Challenge
Score by periods, Points in paint, Off T/O, 2nd Chance, Fast Break, Bench.

Game 6 - Iowa 111, SIU-Edwardsville 50

Official Basketball Box Score -- Game Totals -- Final Statistics
SIU Edwardsville vs IOWA
11/26/10 5:30 p.m. at Carver-Hawkeye Arena - Iowa City, IA

SIU Edwardsville 50 • 1-5
Table with columns for Player, FG-FGA, 3-Ptr, Rebounds, PF, TP, A, TO, Blk, Stl, Min. Includes totals for both teams and game statistics.

IOWA 111 • 3-3
Table with columns for Player, FG-FGA, 3-Ptr, Rebounds, PF, TP, A, TO, Blk, Stl, Min. Includes totals for both teams and game statistics.

Officials: Paul Janssen, Dan Chrisman, D.J. Carstensen
Technical fouls: SIU Edwardsville-None, IOWA-None.
Attendance: 11698
Fouled Out: SIUE - #13, Stineman (06:44), #15, Tillman (5:44)

Score by periods, Points in paint, Off T/O, 2nd Chance, Fast Break, Bench. Includes data for SIU Edwardsville and IOWA.

Game 8 - Iowa 70, Idaho State 53

Official Basketball Box Score -- Game Totals -- Final Statistics
Idaho State vs IOWA
12/04/10 12:30 p.m. at Carver-Hawkeye Arena - Iowa City, IA

Idaho State 53 • 2-4
Table with columns for Player, FG-FGA, 3-Ptr, Rebounds, PF, TP, A, TO, Blk, Stl, Min. Includes totals for both teams and game statistics.

IOWA 70 • 4-4
Table with columns for Player, FG-FGA, 3-Ptr, Rebounds, PF, TP, A, TO, Blk, Stl, Min. Includes totals for both teams and game statistics.

Officials: Rick Hartzell, Lamont Simpson, Frank Spencer
Technical fouls: Idaho State-None, IOWA-None.
Attendance: 9764
Score by periods, Points in paint, Off T/O, 2nd Chance, Fast Break, Bench.





## Game 9 - Iowa 51, Northern Iowa 39

Official Basketball Box Score -- Game Totals -- Final Statistics  
Northern Iowa vs IOWA  
12/07/10 7:05 p.m. at Carver-Hawkeye Arena - Iowa City, IA

Northern Iowa 39 • 4-3

#	Player	Total			3-Ptr			Rebounds			PF	TP	A	TO	Blk	Stl	Min
		FG	FGA	FT	FTA	Off	Def	Tot									
20	Koch, Jake	f	3-12	3-11	2-2	0	9	9	3	11	1	2	1	0	0	31	
32	O'Rear, Lucas	f	1-5	0-0	1-4	6	2	8	4	3	0	1	0	1	31		
11	Ahlebe, Kwadzo	q	5-18	1-8	0-0	0	1	1	1	11	1	2	0	1	36		
13	Moran, Johnny	g	2-9	2-8	0-2	2	4	6	4	6	2	2	0	0	32		
52	James, Anthony	g	2-6	0-2	0-0	1	0	1	2	4	3	1	0	0	31		
04	Rank, Chip	g	1-2	0-0	0-0	1	1	2	0	2	0	0	0	0	9		
23	Sonnen, Marc	g	0-1	0-1	0-0	1	1	2	2	0	1	0	0	0	22		
33	Pehl, Austin	g	1-2	0-0	0-0	0	3	3	2	0	0	0	0	0	8		
Team						2	3	5									
Totals			15-55	6-30	3-8	13	24	37	19	39	8	8	1	2	200		
FG % 1st Half:		10-27	37.0%	2nd half:	5-28	17.9%	Game:	15-55	27.3%								
3FG % 1st Half:		2-11	18.2%	2nd half:	4-19	21.1%	Game:	6-30	20.0%								
FT % 1st Half:		1-2	50.0%	2nd half:	2-6	33.3%	Game:	3-8	37.5%								

IOWA 51 • 5-4

#	Player	Total			3-Ptr			Rebounds			PF	TP	A	TO	Blk	Stl	Min
		FG	FGA	FT	FTA	Off	Def	Tot									
01	Basabe, Melsahn	f	6-8	0-0	2-6	2	5	7	1	14	0	0	0	0	0	27	
25	May, Eric	f	3-9	1-3	2-2	0	5	5	2	9	2	2	1	0	0	35	
50	Cole, Jarryd	c	3-7	0-0	4-7	7	8	15	2	10	0	1	1	1	32		
05	Gatens, Matt	g	2-8	1-6	1-2	0	4	4	1	6	2	0	0	0	33		
24	Cartwright, Bryce	g	2-8	1-2	3-6	0	2	2	1	8	6	4	0	0	35		
04	Marble, Roy Devyn	g	1-2	0-0	0-0	0	0	0	0	2	0	0	0	1	8		
15	McCabe, Zach	g	0-1	0-1	0-0	2	2	4	1	0	0	1	0	0	16		
20	Brommer, Andrew	g	1-2	0-0	0-0	0	2	2	2	2	2	0	0	0	14		
Team						0	1	1									
Totals			18-45	3-12	12-23	11	29	40	10	51	12	8	2	2	200		
FG % 1st Half:		7-25	28.0%	2nd half:	11-20	55.0%	Game:	18-45	40.0%								
3FG % 1st Half:		1-7	14.3%	2nd half:	2-5	40.0%	Game:	3-12	25.0%								
FT % 1st Half:		7-11	63.6%	2nd half:	5-12	41.7%	Game:	12-23	52.2%								

Officials: Terry Wymer, Mike Sanzere, Eric Curry  
Technical fouls: Northern Iowa-None. IOWA-None.  
Attendance: 10667

Score by periods	1st	2nd	Total
Northern Iowa	23	16	39
IOWA	22	29	51

	In	Off	2nd	Fast	Bench
Points	Paint	T/O	Chance	Break	
UNI	8	6	4	4	4
IOWA	26	10	7	2	4

Last FG - UNI 2nd-02:24, IOWA 2nd-01:49.  
Largest lead - UNI by 2 1st-19:26, IOWA by 12 2nd-00:22.

Score tied - 2 times.  
Lead changed - 9 times.

## Game 10 - Iowa State 75, Iowa 72

Official Basketball Box Score -- Game Totals -- Final Statistics  
Iowa State vs IOWA  
12/10/10 7:35 p.m. at Carver-Hawkeye Arena - Iowa City, IA

Iowa State 75 • 8-2

#	Player	Total			3-Ptr			Rebounds			PF	TP	A	TO	Blk	Stl	Min
		FG	FGA	FT	FTA	Off	Def	Tot									
03	Ejim, Melvin	f	6-9	2-3	1-2	3	4	7	3	15	2	3	0	2	37		
23	Vanderbeken, Jamie	f	2-7	2-6	0-0	1	8	9	5	6	1	1	0	0	24		
05	Anderson, Jake	g	4-8	1-2	1-2	2	5	7	1	10	6	2	0	2	38		
10	Garrett, Diante	g	5-24	0-7	0-0	1	5	6	1	10	6	3	0	4	38		
11	Christopherson, Scott	g	10-17	7-12	3-5	2	1	3	0	30	0	1	0	1	40-		
00	Railey, Jordan	g	0-0	0-0	1-2	1	0	1	3	1	0	0	0	0	4		
01	Palo, Bubu	g	0-1	0-0	0-0	0	0	0	2	0	0	0	0	0	5		
15	Godfrey, Calvin	g	1-2	0-0	1-3	2	2	4	3	3	0	0	0	0	14		
Team						1	1	2									
Totals			28-68	12-30	7-14	13	26	39	18	75	15	10	0	11	200		
FG % 1st Half:		11-36	30.6%	2nd half:	17-32	53.1%	Game:	28-68	41.2%								
3FG % 1st Half:		5-15	33.3%	2nd half:	7-15	46.7%	Game:	12-30	40.0%								
FT % 1st Half:		4-9	44.4%	2nd half:	3-5	60.0%	Game:	7-14	50.0%								

IOWA 72 • 5-5

#	Player	Total			3-Ptr			Rebounds			PF	TP	A	TO	Blk	Stl	Min
		FG	FGA	FT	FTA	Off	Def	Tot									
01	Basabe, Melsahn	f	6-14	0-0	0-4	6	8	14	2	12	1	2	7	1	31		
50	Cole, Jarryd	f	0-3	0-0	5-6	6	2	8	2	5	1	4	0	0	22		
05	Gatens, Matt	g	5-10	3-7	2-2	0	4	4	2	15	2	0	0	1	36		
24	Cartwright, Bryce	g	2-11	0-2	2-4	0	2	2	1	6	7	5	0	0	33		
25	May, Eric	g	1-6	0-1	0-0	2	3	5	0	2	3	4	0	3	28		
04	Marble, Roy Devyn	g	2-5	2-2	1-3	1	3	4	0	7	1	1	0	1	16		
15	McCabe, Zach	g	4-8	3-5	2-2	1	3	4	5	13	0	1	0	0	17		
20	Brommer, Andrew	g	6-7	0-0	0-2	2	2	4	3	12	0	0	0	0	16		
35	Archie, Devon	g	0-0	0-0	0-0	0	0	0	0	0	0	0	0	0	1		
Team						0	2	2									
Totals			26-64	8-17	12-23	18	29	47	15	72	15	18	7	6	200		
FG % 1st Half:		16-36	44.4%	2nd half:	10-28	35.7%	Game:	26-64	40.6%								
3FG % 1st Half:		4-7	57.1%	2nd half:	4-10	40.0%	Game:	8-17	47.1%								
FT % 1st Half:		4-9	44.4%	2nd half:	8-14	57.1%	Game:	12-23	52.2%								

Officials: John Higgins, Tom Eades, Terry Oglesby  
Technical fouls: Iowa State-None. IOWA-TEAM.  
Attendance: 13276  
Hy-Vee Cy-Hawk Series

Score by periods	1st	2nd	Total
Iowa State	31	44	75
IOWA	40	32	72

	In	Off	2nd	Fast	Bench
Points	Paint	T/O	Chance	Break	
ISU	26	20	11	8	4
IOWA	32	13	19	6	32

Last FG - ISU 2nd-00:06, IOWA 2nd-00:00.  
Largest lead - ISU by 10 2nd-03:34, IOWA by 9 1st-00:01.

Score tied - 2 times.  
Lead changed - 5 times.

## Game 11 - Iowa 59, Drake 52

Official Basketball Box Score -- Game Totals -- Final Statistics  
IOWA vs Drake  
12/18/10 7:05 p.m. at Knapp Center - Des Moines, IA

IOWA 59 • 6-5

#	Player	Total			3-Ptr			Rebounds			PF	TP	A	TO	Blk	Stl	Min
		FG	FGA	FT	FTA	Off	Def	Tot									
01	Basabe, Melsahn	f	2-5	0-0	5-6	0	5	5	4	9	0	2	0	1	21		
25	May, Eric	f	2-6	1-4	0-0	1	3	4	2	5	1	4	0	0	21		
50	Cole, Jarryd	c	2-4	0-0	1-3	4	7	11	3	5	1	0	0	1	31		
05	Gatens, Matt	g	7-13	3-8	2-3	0	3	3	1	19	1	5	0	3	38		
24	Cartwright, Bryce	g	3-6	0-2	1-2	1	4	5	1	7	2	3	0	2	30		
02	Stoermer, Jordan	g	0-0	0-0	0-0	0	1	1	0	0	0	0	0	0	6		
04	Marble, Roy Devyn	g	1-4	0-0	3-4	1	1	2	1	5	2	1	0	1	18		
15	McCabe, Zach	g	2-4	0-2	5-7	1	2	3	2	9	1	2	0	1	27		
20	Brommer, Andrew	g	0-3	0-0	0-0	0	0	0	1	0	0	1	1	0	6		
35	Archie, Devon	g	0-0	0-0	0-0	0	0	0	0	0	0	0	0	0	2		
Team						0	0	0									
Totals			19-45	4-16	17-25	8	26	34	15	59	8	18	1	9	200		
FG % 1st Half:		8-25	32.0%	2nd half:	11-20	55.0%	Game:	19-45	42.2%								
3FG % 1st Half:		2-10	20.0%	2nd half:	2-6	33.3%	Game:	4-16	25.0%								
FT % 1st Half:		6-9	66.7%	2nd half:	11-16	68.8%	Game:	17-25	68.0%								

Drake 52 • 4-5

#	Player	Total			3-Ptr			Rebounds			PF	TP	A	TO	Blk	Stl	Min
		FG	FGA	FT	FTA	Off	Def	Tot									
40	Uhlenhopp, Reece	f	1-4	0-2	2-2	1	5	6	4	4	0	0	0	0	26		
45	VanDeest, Seth	c	1-3	0-0	0-1	3	3	6	1	2	4	0	2	0	30		
10	Wedel, Ryan	g	5-14	4-13	0-0	0	2	2	1	14	4	4	0	1	35		
13	Wiseler, Frank	g	0-1	0-1	0-1	0	0	0	5	0	2	1	0	0	22		
24	Rice, Rayvonte	g	5-12	2-6	2-2												



## Game 17 - #25 Minnesota 69, Iowa 59

Official Basketball Box Score -- Game Totals -- Final Statistics  
IOWA vs Minnesota  
01/16/11 5:00 PM at Minneapolis, Minn. (Williams Arena)

IOWA 59 • 7-10, 0-5

#	Player	Total		3-Ptr		Rebounds			PF	TP	A	TO	Blk	Stl	Min
		FG-FGA	FG-FGA	FT-FTA	Off	Def	Tot								
01	Basabe, Melsahn	f	8-12	0-0	4-5	5	8	13	4	20	1	1	0	0	35
50	Cole, Jarryd	f	0-1	0-0	0-0	1	2	3	5	0	1	1	1	1	19
05	Gatens, Matt	g	5-21	3-10	0-0	0	0	0	2	13	1	1	1	1	37
24	Cartwright, Bryce	g	3-10	0-1	4-5	0	1	1	1	10	5	3	0	1	33
25	May, Eric	g	6-10	3-4	1-1	1	2	3	4	16	2	2	0	2	34
04	Marble, Roy Devyn	g	0-1	0-1	0-0	0	1	1	2	0	1	1	0	0	8
15	McCabe, Zach	g	0-4	0-3	0-0	1	3	4	2	0	1	0	0	1	24
20	Brommer, Andrew	g	0-0	0-0	0-0	0	1	1	0	0	0	1	0	0	5
35	Archie, Devon	g	0-0	0-0	0-0	1	1	2	2	0	0	0	0	0	5
	Team					3	1	4	1						
	Totals		22-59	6-19	9-11	12	20	32	23	59	12	10	2	6	200

FG % 1st Half: 8-25 32.0% 2nd half: 14-34 41.2% Game: 22-59 37.3%  
3FG % 1st Half: 2-11 18.2% 2nd half: 4-8 50.0% Game: 6-19 31.6%  
FT % 1st Half: 1-2 50.0% 2nd half: 8-9 88.9% Game: 9-11 81.8%

Minnesota 69 • 14-4, 3-3

#	Player	Total		3-Ptr		Rebounds			PF	TP	A	TO	Blk	Stl	Min
		FG-FGA	FG-FGA	FT-FTA	Off	Def	Tot								
33	Williams, Rodney	f	3-6	0-1	1-3	1	5	6	0	7	3	2	0	0	32
50	Sampson III, Ralph	f	5-8	0-1	1-2	2	4	6	0	11	4	2	7	0	36
45	Iverson, Colton	c	1-4	0-0	2-4	1	0	1	4	4	0	2	1	0	9
00	Nolen, Al	g	2-6	2-3	7-8	4	4	8	3	13	2	1	0	3	34
24	Hoffarber, Blake	g	2-10	0-4	5-6	0	4	4	1	9	4	0	1	3	36
13	Ahanmisi, Maverick	g	0-0	0-0	2-2	1	0	1	1	2	1	1	0	0	6
20	Hollins, Austin	g	2-3	0-1	3-3	0	0	0	2	7	0	0	0	1	8
23	Armelin, Chip	g	0-2	0-0	0-0	0	0	0	0	0	2	0	0	0	4
32	Mbakwe, Trevor	g	5-7	0-0	6-9	4	8	12	2	16	1	2	3	2	35
	Team					2	2	4	1						
	Totals		20-46	2-10	27-37	15	27	42	13	69	17	11	12	9	200

FG % 1st Half: 10-24 41.7% 2nd half: 10-22 45.5% Game: 20-46 43.5%  
3FG % 1st Half: 0-5 0.0% 2nd half: 2-5 40.0% Game: 2-10 20.0%  
FT % 1st Half: 1-4 25.0% 2nd half: 17-23 73.9% Game: 27-37 73.0%

Officials: Ted Valentine, Tim Clougherty, Bill Elk  
Technical fouls: IOWA-TIME. Minnesota-None.  
Attendance: 14625  
Sellout

Score by periods	1st	2nd	Total
IOWA	19	40	59
Minnesota	30	39	69

Last FG - IOWA 2nd-01:21, MINN 2nd-00:48.  
Largest lead - IOWA by 3 2nd-14:00, MINN by 15 1st-02:23.

Score tied - 6 times.  
Lead changed - 6 times.

## Game 18 - #1 Ohio State 70, Iowa 48

Official Basketball Box Score -- Game Totals -- Final Statistics  
IOWA vs Ohio State  
01/19/11 6:30 p.m. at Value City Arena - Columbus, OH

IOWA 48 • 7-11, 0-6

#	Player	Total		3-Ptr		Rebounds			PF	TP	A	TO	Blk	Stl	Min
		FG-FGA	FG-FGA	FT-FTA	Off	Def	Tot								
01	Basabe, Melsahn	f	5-10	0-0	1-2	2	2	4	3	11	0	4	0	0	25
50	Cole, Jarryd	f	0-0	0-0	0-0	0	1	1	4	0	0	2	0	0	10
05	Gatens, Matt	g	4-11	0-2	0-0	0	3	3	0	8	0	2	0	1	28
24	Cartwright, Bryce	g	5-13	0-1	0-0	0	1	1	1	10	7	5	0	1	36
25	May, Eric	g	0-2	0-1	0-0	0	1	1	1	0	0	1	0	0	18
02	Stoermer, Jordan	g	0-0	0-0	0-0	0	1	1	3	0	0	0	0	0	7
04	Marble, Roy Devyn	g	0-4	0-0	0-0	2	2	4	1	0	2	1	0	2	19
15	McCabe, Zach	g	2-6	1-3	0-0	0	2	2	1	5	0	3	0	0	21
20	Brommer, Andrew	g	5-8	0-0	2-2	3	3	6	3	12	2	1	3	1	30
35	Archie, Devon	g	1-1	0-0	0-0	1	1	2	1	2	1	3	0	0	6
	Team					3	2	5	1						
	Totals		22-55	1-7	3-4	11	19	30	18	48	12	23	3	5	200

FG % 1st Half: 10-28 35.7% 2nd half: 12-27 44.4% Game: 22-55 40.0%  
3FG % 1st Half: 1-4 25.0% 2nd half: 0-3 0.0% Game: 1-7 14.3%  
FT % 1st Half: 2-2 100.0% 2nd half: 1-2 50.0% Game: 3-4 75.0%

Ohio State 70 • 19-0, 6-0

#	Player	Total		3-Ptr		Rebounds			PF	TP	A	TO	Blk	Stl	Min
		FG-FGA	FG-FGA	FT-FTA	Off	Def	Tot								
00	Sullinger, Jared	f	6-13	0-1	1-3	2	7	9	2	13	1	2	0	0	36
52	Lauderdale, Dallas	c	4-4	0-0	1-1	2	0	2	4	9	0	1	1	0	14
23	Lighty, David	g	5-7	2-2	6-7	2	3	5	1	18	4	4	0	1	30
33	Diebler, Jon	g	1-8	1-8	0-0	0	5	5	0	3	4	2	0	1	36
44	Buford, William	g	5-11	2-5	3-3	0	2	2	1	15	4	2	0	1	34
01	Thomas, Deshaun	g	4-8	0-1	1-1	2	1	3	2	9	1	3	1	1	16
02	Sibert, Jordan	g	0-2	0-2	0-0	1	0	1	0	0	0	0	0	0	7
04	Craft, Aaron	g	1-2	1-2	0-0	0	2	2	2	3	4	5	0	7	25
32	Smith Jr., Lenzelle	g	0-0	0-0	0-0	1	0	1	0	0	0	1	0	0	2
	Team					2	2	4	1						
	Totals		26-55	6-21	12-15	12	22	34	12	70	18	20	2	11	200

FG % 1st Half: 15-28 53.6% 2nd half: 11-27 40.7% Game: 26-55 47.3%  
3FG % 1st Half: 5-11 45.5% 2nd half: 1-10 10.0% Game: 6-21 28.6%  
FT % 1st Half: 5-5 100.0% 2nd half: 7-10 70.0% Game: 12-15 80.0%

Officials: Tim Higgins, Michael Stephens, Brian Dorsey  
Technical fouls: IOWA-None. Ohio State-None.  
Attendance: 14321

Score by periods	1st	2nd	Total
IOWA	23	25	48
Ohio State	40	30	70

Last FG - IOWA 2nd-00:55, OSU 2nd-00:32.  
Largest lead - IOWA None, OSU by 25 2nd-02:56.

Score tied - 0 times.  
Lead changed - 0 times.

## Game 19 - Iowa 91, Indiana 77

Official Basketball Box Score -- Game Totals -- Final Statistics  
Indiana vs IOWA  
01/23/11 2:05 p.m. at Carver-Hawkeye Arena - Iowa City, IA

IOWA 91 • 10-10, 1-6

#	Player	Total		3-Ptr		Rebounds			PF	TP	A	TO	Blk	Stl	Min
		FG-FGA	FG-FGA	FT-FTA	Off	Def	Tot								
02	Watford, Christian	f	10-20	3-7	7-7	3	5	8	3	30	3	1	0	0	30
10	Sheehy, Will	f	2-6	0-0	0-0	1	1	2	5	4	1	1	0	2	17
25	Pritchard, Tom	c	1-1	0-0	0-0	1	1	2	4	2	0	0	0	0	14
01	Hulls, Jordan	g	1-8	1-5	4-4	1	1	2	4	7	4	3	0	1	32
05	Rivers, Jeremiah	g	2-7	0-0	4-4	0	3	3	4	8	4	3	1	1	34
04	Oladipo, Victor	g	1-4	0-1	0-2	2	2	4	3	2	1	2	0	3	19
11	Moore, Daniel	g	0-1	0-1	0-0	0	1	1	2	0	0	2	0	2	10
23	Capobianco, Bobby	g	0-0	0-0	0-0	0	0	0	0	0	0	1	0	0	4
30	Roth, Matt	g	4-12	4-12	2-2	0	1	1	2	14	3	0	0	0	18
32	Elston, Derek	g	5-11	0-1	1-1	7	5	12	3	10	1	0	0	0	22
	Team					2	0	2	1						
	Totals		26-70	8-27	17-20	17	19	36	29	77	16	15	1	9	200

FG % 1st Half: 12-32 37.5% 2nd half: 14-38 36.8% Game: 26-70 37.1%  
3FG % 1st Half: 2-12 16.7% 2nd half: 6-15 40.0% Game: 8-27 29.6%  
FT % 1st Half: 7-8 87.5% 2nd half: 10-12 83.3% Game: 17-20 85.0%

IOWA 91 • 8-11, 1-6

#	Player	Total		3-Ptr		Rebounds			PF	TP	A	TO	Blk	Stl	Min
		FG-FGA	FG-FGA	FT-FTA	Off	Def	Tot								
01	Basabe, Melsahn	f	7-10	0-0	6-8	2	8	10	3	20	2	5	2	2	28
25	May, Eric	f	4-5	0-0	3-4	1	4	5	3	11	0	3	1	1	27
50	Cole, Jarryd	c	3-4	0-0	0-2	2	3	5	3	6	2	1	1	1	28
05	Gatens, Matt	g	3-8	2-5	11-12	1	2	3	2	19	3	1	0	3	34
24	Cartwright, Bryce	g	2-7	1-2	2-4	0	5	5	2	7	5	6	0	1	30
02	Stoermer, Jordan	g	0-0	0-0	0-0	0	0	0	1	0	1	0	0	0	2
04	Marble, Roy Devyn	g	8-13	1-2	1-4	1	1	2	2	18	1	1	0	0	20
15	McCabe, Zach	g	1-3	0-1	3-4	1	2	3	3	5	1	1	0	0	17
20	Brommer, Andrew	g	2-2	0-0	1-1	2	1	3	4	5	1	1	0	0	12
35	Archie, Devon	g	0-0	0											





## Game 25 - #25 Minnesota 62, Iowa 45

Official Basketball Box Score -- Game Totals -- Final Statistics  
**Minnesota vs IOWA**  
 02/13/11 5:05 p.m. at Carver-Hawkeye Arena - Iowa City, IA

Minnesota 62 • 17-8, 6-7

#	Player	FG-FGA	3-Ptr	Rebounds		PF	TP	A	TO	Blk	Stl	Min		
				Off	Def								Tot	
32	Mbakwe, Trevor	f 7-11	0-0	10-11	2	3	5	3	24	2	2	0	1	34
45	Iverson, Colton	f 2-5	0-0	0-3	3	3	6	3	4	1	1	0	2	28
50	Sampson III, Ralph	c 1-5	0-1	0-0	0	3	3	2	2	4	4	1	2	31
24	Hoffarber, Blake	g 1-6	0-3	4-4	2	3	5	1	6	2	3	0	2	37
33	Williams, Rodney	g 6-12	1-4	0-1	3	4	7	2	13	5	1	0	0	35
13	Ahanmisi, Maverick	g 2-3	1-2	2-2	0	0	0	1	7	2	1	0	1	11
20	Hollins, Austin	g 2-3	0-1	0-0	0	2	2	1	4	0	2	0	3	19
23	Armelin, Chip	g 1-2	0-0	0-0	0	2	2	0	2	0	0	0	0	5
Team					3	5	8							
Totals		22-47	2-11	16-21	13	25	38	13	62	16	14	1	11	200

FG % 1st Half: 14-30 46.7% 2nd half: 8-17 47.1% Game: 22-47 46.8%  
 3FG % 1st Half: 4-8 25.0% 2nd half: 0-3 0.0% Game: 2-11 18.2%  
 FT % 1st Half: 0-2 0.0% 2nd half: 16-19 84.2% Game: 16-21 76.2%

IOWA 45 • 10-15, 3-10

#	Player	FG-FGA	3-Ptr	Rebounds		PF	TP	A	TO	Blk	Stl	Min		
				Off	Def								Tot	
01	Basabe, Melsahn	f 2-4	0-0	0-0	1	3	4	5	4	0	1	0	0	17
25	May, Eric	f 2-6	1-5	0-0	1	2	3	1	5	2	2	0	2	28
50	Cole, Jarryd	c 3-4	0-0	2-3	2	6	8	3	8	0	1	0	0	32
05	Gatens, Matt	g 2-11	2-11	0-0	0	0	0	2	6	2	0	0	0	27
24	Cartwright, Bryce	g 4-11	3-7	0-0	2	1	3	0	11	7	5	0	0	39
02	Stoermer, Jordan	g 0-1	0-1	0-0	0	0	0	1	0	0	1	0	1	7
04	Marble, Roy Devyn	g 2-7	0-2	3-6	1	2	3	2	7	0	1	0	1	14
15	McCabe, Zach	g 0-2	0-2	2-2	0	0	0	1	2	0	3	0	1	9
20	Brommer, Andrew	g 1-1	0-0	0-0	1	2	3	3	2	1	3	4	1	27
Team					1	0	1							
Totals		16-47	6-28	7-11	9	16	25	18	45	12	17	4	6	200

FG % 1st Half: 7-20 35.0% 2nd half: 9-27 33.3% Game: 16-47 34.0%  
 3FG % 1st Half: 4-14 28.6% 2nd half: 2-14 14.3% Game: 6-28 21.4%  
 FT % 1st Half: 2-4 50.0% 2nd half: 5-7 71.4% Game: 7-11 63.6%

Officials: Rick Hartzell, Mike Eades, Larry Sciotto  
 Technical fouls: Minnesota-None. IOWA-None.  
 Attendance: 12759  
 Fouled Out: Iowa - Basabe (3:11)

Score by periods	1st	2nd	Total
Minnesota	30	32	62
IOWA	20	25	45

Points	In	Off	2nd	Fast	Bench
MINN	34	20	9	6	13
IOWA	14	12	11	5	11

Last FG - MINN 2nd-02:08, IOWA 2nd-02:44.  
 Largest lead - MINN by 22 2nd-04:10, IOWA by 8 1st-10:17.

Score tied - 2 times.  
 Lead changed - 4 times.

## Game 26 - Northwestern 73, Iowa 70

Official Basketball Box Score -- Game Totals -- Final Statistics  
**IOWA vs Northwestern**  
 02/17/11 8:05 p.m. at Welsh-Ryan Arena - Evanston, IL

IOWA 70 • 10-16, 3-11

#	Player	FG-FGA	3-Ptr	Rebounds		PF	TP	A	TO	Blk	Stl	Min		
				Off	Def								Tot	
01	Basabe, Melsahn	* 6-11	0-0	1-2	4	3	7	4	13	0	0	1	20	
05	Gatens, Matt	* 4-8	3-4	1-3	0	5	5	2	13	3	2	0	1	35
24	Cartwright, Bryce	* 5-12	0-1	0-0	1	2	3	1	10	9	4	0	0	35
25	May, Eric	* 1-5	0-2	0-0	0	1	1	0	2	0	1	0	0	20
50	Cole, Jarryd	* 7-8	0-1	3-4	4	4	8	4	17	0	0	0	0	32
02	Stoermer, Jordan	1-2	1-1	0-0	0	0	0	0	3	1	1	0	0	2
04	Marble, Roy Devyn	0-2	0-0	0-0	0	1	1	2	0	0	1	0	0	11
15	McCabe, Zach	5-8	1-3	0-1	1	2	3	1	11	2	2	0	0	24
20	Brommer, Andrew	0-0	0-0	0-0	0	3	3	2	0	0	1	0	0	11
35	Archie, Devon	1-2	0-0	0-2	1	2	3	0	2	1	0	0	0	10
Team					1	3	4							
Totals		30-58	5-12	5-12	12	26	38	16	70	16	13	1	1	200

FG % 1st Half: 15-29 51.7% 2nd half: 15-29 51.7% Game: 30-58 51.7%  
 3FG % 1st Half: 4-8 50.0% 2nd half: 1-4 25.0% Game: 5-12 41.7%  
 FT % 1st Half: 3-5 60.0% 2nd half: 2-7 28.6% Game: 5-12 41.7%

Northwestern 73 • 15-10, 5-9

#	Player	FG-FGA	3-Ptr	Rebounds		PF	TP	A	TO	Blk	Stl	Min		
				Off	Def								Tot	
1	Crawford, Drew	* 6-9	2-5	1-1	2	3	5	0	15	4	1	0	4	34
12	Mirkovic, Luka	* 5-10	2-2	1-1	4	3	7	2	13	1	4	0	0	29
22	Thompson, Michael	* 6-12	1-4	3-4	1	2	3	0	16	9	0	0	1	37
23	Cobb, JerShon	* 3-9	1-4	1-4	1	5	6	1	8	0	1	0	2	30
3	Shuma, John	* 5-13	4-8	1-3	1	1	2	15	1	0	2	1	39	
3	Papocci, Mike	0-0	0-0	0-0	0	1	1	2	0	1	0	0	0	5
4	Curletti, Davide	0-3	0-1	0-0	0	1	1	3	0	0	0	0	0	12
4	Marcotullio, Alex	2-4	2-4	0-0	0	2	2	1	6	1	0	0	0	14
Team					1	4	5							
Totals		27-60	12-28	7-13	10	22	32	11	73	17	8	2	10	200

FG % 1st Half: 15-33 45.5% 2nd half: 12-27 44.4% Game: 27-60 45.0%  
 3FG % 1st Half: 8-17 47.1% 2nd half: 4-11 36.4% Game: 12-28 42.9%  
 FT % 1st Half: 1-3 33.3% 2nd half: 6-10 60.0% Game: 7-13 53.8%

Officials: Ed Corbett, Tim Clougherty, Mark Whitehead  
 Technical fouls: IOWA-None. Northwestern-None.  
 Attendance: 5124

Score by periods	1st	2nd	Total
IOWA	37	33	70
Northwestern	39	34	73

Points	In	Off	2nd	Fast	Bench
IOWA	40	10	19	2	16
NU	22	16	15	0	6

Last FG - IOWA 2nd-00:05, NU 2nd-01:47.  
 Largest lead - IOWA by 2 1st-00:56, NU by 13 1st-12:23.

Score tied - 3 times.  
 Lead changed - 4 times.

## Game 27 - Michigan 75, Iowa 72 (OT)

Official Basketball Box Score -- Game Totals -- Final Statistics  
**Michigan vs IOWA**  
 02/19/11 3:35 p.m. at Carver-Hawkeye Arena - Iowa City, IA

Michigan 75 • 17-11, 7-8

#	Player	FG-FGA	3-Ptr	Rebounds		PF	TP	A	TO	Blk	Stl	Min		
				Off	Def								Tot	
00	Novak, Zack	f 0-10	0-6	2-2	1	2	3	5	2	2	0	0	1	33
52	Morgan, Jordan	c 6-7	0-0	6-9	4	4	8	3	18	0	3	0	1	32
01	Douglass, Stu	g 1-5	1-4	0-0	1	3	4	3	3	1	2	0	3	42
04	Morris, Darius	g 8-12	0-0	4-6	1	4	5	3	20	9	3	0	2	40
10	Hardaway Jr, Tim	g 9-14	5-7	7-7	0	3	3	3	20	2	2	1	1	38
05	Akunne, Eso	1-1	0-0	0-0	0	1	1	0	2	0	0	0	0	2
13	Vogrich, Matt	0-0	0-0	0-0	0	0	0	1	0	0	1	0	0	16
15	Horford, Jon	0-0	0-0	0-0	0	0	0	1	0	0	0	0	0	2
22	McLimans, Blake	0-1	0-1	0-0	0	0	0	1	0	0	0	0	0	6
23	Smotrycz, Evan	0-2	0-2	0-0	0	1	1	2	0	0	2	0	1	9
45	Christian, Colton	0-0	0-0	0-0	0	2	2	0	0	0	0	0	0	5
Team					0	0	0							
Totals		25-52	6-20	19-24	7	20	27	22	75	14	13	1	9	225

FG % 1st Half: 10-23 43.5% 2nd half: 12-23 52.2% OT: 3-6 50.0% Game: 25-52 48.1%  
 3FG % 1st Half: 3-13 23.1% 2nd half: 3-6 50.0% OT: 0-1 0.0% Game: 6-20 30.0%  
 FT % 1st Half: 1-2 50.0% 2nd half: 14-16 87.5% OT: 4-6 66.7% Game: 19-24 79.2%

IOWA 72 • 10-17, 3-12

#	Player	FG-FGA	3-Ptr	Rebounds		PF	TP	A	TO	Blk	Stl	Min		
				Off	Def								Tot	
01	Basabe, Melsahn	f 8-10	0-0	3-3	3	5	8	0	19	0	1	0	0	34
04	Marble, Roy Devyn	f 5-8	0-1	1-1	0	2	2	3	11	1	2	0	1	28
50	Cole, Jarryd	c 3-4	0-0	8-9	4	2	6	1	14	1	0	0	1	31
05	Gatens, Matt	g 4-11	2-7	3-4	1	2	3	5	13	1	4	0	1	39
24	Cartwright, Bryce	g 3-13	0-4	2-2	1	4	5	2	8	8	5	0	1	38
02	Stoermer, Jordan	0-0	0-0	0-0	1	0	1	0	0	0	0	0	0	2
15	McCabe, Zach	1-6	0-4	0-0	1	0	1	2	3	1	0	2	0	20
20	Brommer, Andrew	1-3	0-0	0-0	0	5	4	2	0	2	0	1	1	15
25	May, Eric	1-3	0-1	1-3	1	1	2	5	3	1	1	0	0	18
Team					2	1	3							
Totals		26-58	2-17	18-22	14	22	36	22	72					

## Game 29 - Michigan State 85, Iowa 66

Official Basketball Box Score -- Game Totals -- Final Statistics  
IOWA vs Michigan State  
03/02/11 6:30 p.m. at Breslin Center - East Lansing, MI

IOWA 66 • 10-19, 3-14

#	Player	Total		3-Ptr		Rebounds			PF	TP	A	TO	Blk	Stl	Min
		FG-FGA	FG-FGA	FT-FTA	Off	Def	Tot								
01	Basabe, Melsahn	* 6-9	0-0	1-5	3	1	4	5	13	0	2	1	0	25	
04	Marble, Roy Devyn	* 2-9	0-3	3-6	2	2	4	3	7	2	1	0	0	31	
05	Gatens, Matt	* 4-11	0-5	5-6	0	2	2	2	13	1	0	0	0	36	
24	Cartwright, Bryce	* 5-11	0-0	1-2	1	3	4	1	11	6	3	0	0	28	
50	Cole, Jarryd	* 4-7	0-0	2-5	1	5	6	4	10	0	2	0	0	59	
02	Stoermer, Jordan	0-0	0-0	0-0	0	0	0	0	0	1	0	0	0	2	
15	McCabe, Zach	1-6	0-2	4-5	1	5	6	1	6	0	0	0	2	17	
20	Brommer, Andrew	0-0	0-0	2-2	1	1	2	5	2	0	1	2	0	13	
25	May, Eric	1-3	0-2	2-2	0	1	1	2	4	2	2	0	0	19	
	Team				2	1	3								
	Totals	23-56	0-12	20-33	11	21	32	23	66	12	11	3	7	200	

FG % 1st Half: 13-28 46.4% 2nd half: 10-28 35.7% Game: 23-56 41.1%  
3FG % 1st Half: 0-6 0.0% 2nd half: 0-6 0.0% Game: 0-12 0.0%  
FT % 1st Half: 6-8 75.0% 2nd half: 14-25 56.0% Game: 20-33 60.6%

Deadball  
Rebounds  
6

Michigan State 85 • 17-12, 9-8

#	Player	Total		3-Ptr		Rebounds			PF	TP	A	TO	Blk	Stl	Min
		FG-FGA	FG-FGA	FT-FTA	Off	Def	Tot								
01	Lucas, Kalin	* 5-12	1-4	6-6	1	0	1	0	17	6	4	0	1	38	
15	Summers, Durrell	* 3-8	0-2	1-2	0	3	3	2	7	2	1	0	0	25	
20	Kebler, Mike	* 0-1	0-0	0-0	0	2	2	3	0	0	1	0	1	15	
23	Green, Draymond	* 4-5	1-1	3-4	0	8	8	4	12	5	1	0	1	16	
41	Sherman, Garrick	* 3-4	0-0	1-4	1	0	1	2	7	0	1	1	1	16	
03	Heneveld, Matt	3-0	0-0	0-0	0	0	0	0	0	0	0	0	0	1	
05	Payne, Adreian	0-0	0-0	2-3	1	5	6	4	8	1	0	0	0	16	
10	Roe, Delvon	0-2	0-0	0-1	0	2	2	4	0	4	0	1	0	24	
11	Appling, Keith	7-8	4-5	0-2	1	5	6	3	18	1	1	0	0	26	
13	Thornton, Austin	3-5	1-2	0-0	1	1	2	1	7	1	2	0	0	14	
14	Chapman, Dan	0-0	0-0	0-0	0	0	0	0	0	0	1	0	0	0+	
25	Nix, Derrick	2-2	0-0	5-5	2	0	2	0	9	0	0	0	1	9	
40	Giard, Nick	0-0	0-0	0-0	0	0	0	0	0	0	0	0	0	0+	
44	Ianni, Anthony	0-0	0-0	0-0	0	0	0	0	0	0	0	0	0	0+	
	Team				2	2	4								
	Totals	30-55	7-14	18-27	9	28	37	23	85	20	13	3	5	200	

FG % 1st Half: 15-27 55.6% 2nd half: 15-28 53.6% Game: 30-55 54.5%  
3FG % 1st Half: 4-9 44.4% 2nd half: 3-5 60.0% Game: 7-14 50.0%  
FT % 1st Half: 2-5 40.0% 2nd half: 16-22 72.7% Game: 18-27 66.7%

Deadball  
Rebounds  
4,1

Officials: Pat Driscoll, Paul Janssen, Mike Sanzere  
Technical fouls: IOWA-None. Michigan State-TEAM.  
Attendance: 14797

Score by periods	1st	2nd	Total
IOWA	32	34	66
Michigan State	36	49	85

Last FG - IOWA 2nd-00:02, MSU 2nd-01:39.  
Largest lead - IOWA by 5 1st-15:41, MSU by 23 2nd-01:39.

Score tied - 2 times.  
Lead changed - 4 times.

## Game 31 - Michigan State 66, Iowa 61

Official Basketball Box Score -- Game Totals -- Final Statistics  
IOWA vs Michigan State  
03/10/11 5 p.m. at Consecro Fieldhouse - Indianapolis, IN

IOWA 61 • 11-20

#	Player	Total		3-Ptr		Rebounds			PF	TP	A	TO	Blk	Stl	Min
		FG-FGA	FG-FGA	FT-FTA	Off	Def	Tot								
01	Basabe, Melsahn	* 3-5	0-0	0-0	0	2	2	3	6	0	3	0	0	14	
04	Marble, Roy Devyn	* 2-4	0-0	2-2	0	0	0	1	6	1	2	0	2	27	
05	Gatens, Matt	* 5-10	1-3	2-2	0	2	2	3	13	1	0	0	1	35	
24	Cartwright, Bryce	* 5-15	1-2	3-3	3	4	7	1	14	6	3	0	0	33	
50	Cole, Jarryd	* 2-6	0-0	4-7	2	4	6	3	8	1	3	1	1	36	
02	Stoermer, Jordan	0-0	0-0	0-0	0	0	0	1	0	0	0	0	0	2	
15	McCabe, Zach	2-5	1-2	0-0	3	1	4	2	5	0	0	0	0	13	
20	Brommer, Andrew	1-3	0-0	0-0	1	1	2	1	2	0	1	0	0	10	
25	May, Eric	2-4	1-2	2-3	1	2	3	1	7	2	1	0	3	21	
35	Archie, Devon	0-4	0-0	0-0	3	0	3	0	0	0	0	0	1	9	
	Team				0	2	2								
	Totals	22-56	4-9	13-17	13	18	31	16	61	11	13	1	8	200	

FG % 1st Half: 13-32 40.6% 2nd half: 9-24 37.5% Game: 22-56 39.3%  
3FG % 1st Half: 3-4 75.0% 2nd half: 1-5 20.0% Game: 4-9 44.4%  
FT % 1st Half: 2-5 40.0% 2nd half: 11-12 91.7% Game: 13-17 76.5%

Deadball  
Rebounds  
2

Michigan State 66 • 18-13

#	Player	Total		3-Ptr		Rebounds			PF	TP	A	TO	Blk	Stl	Min
		FG-FGA	FG-FGA	FT-FTA	Off	Def	Tot								
01	Lucas, Kalin	* 3-11	0-4	5-6	2	1	3	1	11	4	1	0	0	35	
05	Payne, Adreian	* 2-4	0-0	2-3	2	1	3	0	6	0	0	1	0	8	
15	Summers, Durrell	* 2-6	1-3	4-4	0	3	3	3	9	0	4	0	2	29	
20	Kebler, Mike	* 0-0	0-0	0-0	0	0	0	0	0	1	0	0	2	18	
23	Green, Draymond	* 10-23	1-4	0-0	6	8	14	2	21	4	4	2	2	33	
10	Roe, Delvon	0-3	0-0	5-8	3	2	5	2	5	3	0	0	1	23	
11	Appling, Keith	3-5	2-3	2-2	0	3	3	2	10	0	3	0	1	25	
13	Thornton, Austin	0-0	0-0	0-0	1	2	3	3	0	0	0	0	0	15	
25	Nix, Derrick	1-1	0-0	0-0	0	1	1	1	2	0	1	1	0	5	
41	Sherman, Garrick	1-1	0-0	0-0	1	1	2	0	2	0	2	1	1	9	
	Team				1	1	2								
	Totals	22-54	4-14	18-23	16	23	39	14	66	12	15	5	9	200	

FG % 1st Half: 12-28 42.9% 2nd half: 10-26 38.5% Game: 22-54 40.7%  
3FG % 1st Half: 2-8 25.0% 2nd half: 2-6 33.3% Game: 4-14 28.6%  
FT % 1st Half: 7-11 63.6% 2nd half: 11-12 91.7% Game: 18-23 78.3%

Deadball  
Rebounds  
3

Officials: Mike Kitts, Ted Valentine, D.J. Carstensen  
Technical fouls: IOWA-None. Michigan State-None.  
Attendance: 16264

Score by periods	1st	2nd	Total
IOWA	31	30	61
Michigan State	33	33	66

Last FG - IOWA 2nd-01:35, MSU 2nd-04:18.  
Largest lead - IOWA by 7 2nd-11:40, MSU by 7 1st-08:34.

Score tied - 9 times.  
Lead changed - 6 times.

## Game 30 - Iowa 67, #6 Purdue 65

Official Basketball Box Score -- Game Totals -- Final Statistics  
Purdue vs IOWA  
03/05/11 3:05 p.m. at Carver-Hawkeye Arena - Iowa City, IA

Purdue 65 • 25-6, 14-4

#	Player	Total		3-Ptr		Rebounds			PF	TP	A	TO	Blk	Stl	Min
		FG-FGA	FG-FGA	FT-FTA	Off	Def	Tot								
25	Johnson, JaJuan	f 9-23	0-1	4-6	5	7	12	1	22	0	1	2	1	39	
33	Moore, E'Twaun	f 5-11	1-5	0-0	0	1	1	4	11	1	0	0	1	29	
21	Byrd, D.J.	g 1-6	1-6	0-0	2	0	2	4	3	2	2	0	1	23	
23	Jackson, Lewis	g 5-12	0-1	3-4	1	3	4	3	13	4	1	0	4	31	
24	Smith, Ryne	g 2-6	2-6	0-0	0	4	4	3	6	1	0	0	0	23	
00	Johnson, Terone	2-6	1-4	1-2	1	5	6	0	6	4	1	0	0	25	
12	Barlow, Kelsey	1-3	0-0	2-5	0	0	0	3	4	0	2	0	1	14	
32	Hart, John	0-2	0-2	0-0	0	0	0	1	0	1	0	0	1	8	
41	Bade, Patrick	0-0	0-0	0-0	0	0	0	1	0	0	0	0	0	1	
50	Carroll, Travis	0-0	0-0	0-0	1	2	3	1	0	0	0	0	0	7	
	Team				3	5	8								
	Totals	25-69	5-25	10-17	13	27	40	21	65	13	7	2	9	200	

FG % 1st Half: 14-32 43.8% 2nd half: 11-37 29.7% Game: 25-69 36.2%  
3FG % 1st Half: 3-10 30.0% 2nd half: 2-15 13.3% Game: 5-25 20.0%  
FT % 1st Half: 5-11 45.5% 2nd half: 5-6 83.3% Game: 10-17 58.8%

Deadball  
Rebounds  
2

IOWA 67 • 11-19, 4-14

#	Player	Total		3-Ptr		Rebounds			PF	TP	A	TO	Blk	Stl	Min
		FG-FGA	FG-FGA	FT-FTA	Off	Def	Tot								
01	Basabe, Melsahn	f 5-10	0-0	1-2	5	3	8	3	11	1	2	1	0	31	
04	Marble, Roy Devyn	f 1-9	0-2	2-3	0	7	7	2	4	3	3	0	0	29	
50	Cole, Jarryd	c 7-12	0-0	2-2	3	7	10	2	16	1	0	0	0	32	
05	Gatens, Matt	g 4-9	1-2	4-4	1	4	5	0	13	0	1	0	0	34	
24	Cartwright, Bryce	g 5-8	1-2	2-5	1	5	6	2	13	7	2	0	0	26	
15	McCabe, Zach	1-5	1-4	0-0	0	1	1	0	3	0	2	0	0	14	
20	Brommer, Andrew	1-1	0-0	0-0	0	2	2	4	2	0	0	0	0	5	
25	May, Eric	1-4	0-0	1-2	1	4	5	2	3	3	3	0	1	19	
35	Archie, Devon	1-2	0-0	0-1	1	2	3	1	2	0	0	1	1	10	
	Team				0	1	1								
	Totals	26-60	3-10	12-19	12	36	48	16	67	15	13	2	2	200	

FG % 1st Half: 12-33 36.4% 2nd half: 14-27 51.9% Game: 26-60 43.3%  
3FG % 1st Half: 3-7 42.9% 2nd half: 0-3 0.0% Game: 3-10 30.0%  
FT % 1st Half: 9-12 75.0% 2nd half: 3-7 42.9% Game: 12-19 63.2%

Deadball  
Rebounds  
2

Officials: Ed Hightower, Steve McClunkins, Dan Dorian  
Technical fouls: Purdue-None. IOWA-None.  
Attendance: 12132

Score by periods	1st	2nd	Total
Purdue	36	29	65
IOWA	36	31	67

**IOWA HAWKEYE BASKETBALL**  
**IOWA Combined Team Statistics (as of Mar 11, 2011)**  
**All games**

<b>RECORD:</b>	<b>OVERALL</b>	<b>HOME</b>	<b>AWAY</b>	<b>NEUTRAL</b>
ALL GAMES	11-20	8-8	2-9	1-3
CONFERENCE	4-14	3-6	1-8	0-0
NON-CONFERENCE	7-6	5-2	1-1	1-3

#	Player	gp-gs	Total		3-Point		F-Throw		Rebounds				PF			STL			pts	avg		
			min	avg	fg-fga	fg%	3fg-fga	3fg%	ft-fa	ft%	off	def	tot	avg	pf	dq	a	to			blk	stl
05	Gatens, Matt	29-29	972	33.5	118-299	.395	54-163	.331	76-87	.874	9	62	71	2.4	44	1	53	42	3	38	366	12.6
01	Basabe, Melsahn	31-31	759	24.5	131-229	.572	0-0	.000	80-112	.714	85	125	210	6.8	83	2	9	65	41	12	342	11.0
24	Cartwright, Bryce	31-26	964	31.1	134-341	.393	19-69	.275	52-75	.693	20	70	90	2.9	42	0	182	102	1	28	339	10.9
50	Cole, Jarryd	31-31	782	25.2	92-162	.568	0-1	.000	63-93	.677	70	125	195	6.3	88	1	17	35	9	26	247	8.0
25	May, Eric	30-25	749	25.0	88-208	.423	26-66	.394	32-53	.604	29	59	88	2.9	41	1	38	60	9	38	234	7.8
15	McCabe, Zach	31-2	608	19.6	59-169	.349	24-84	.286	37-46	.804	34	77	111	3.6	69	3	24	48	1	22	179	5.8
04	Marble, Roy Devyn	31-6	593	19.1	66-174	.379	11-41	.268	35-66	.530	19	55	74	2.4	41	0	41	34	2	21	178	5.7
03	Payne, Cully	5-5	104	20.8	6-21	.286	3-14	.214	4-4	1.000	1	6	7	1.4	5	0	17	8	0	1	19	3.8
20	Brommer, Andrew	31-0	388	12.5	41-72	.569	0-0	.000	14-33	.424	29	45	74	2.4	66	1	22	30	15	6	96	3.1
32	Stubbs, Branden	4-0	15	3.8	3-4	.750	2-3	.667	4-4	1.000	0	1	1	0.3	0	0	0	1	0	1	12	3.0
02	Stoermer, Jordan	19-0	115	6.1	11-28	.393	7-23	.304	3-5	.600	7	8	15	0.8	13	0	9	5	1	6	32	1.7
35	Archie, Devon	23-0	184	8.0	16-32	.500	0-0	.000	6-23	.261	28	38	66	2.9	15	0	8	10	7	6	38	1.7
13	Sayre, T.J.	2-0	8	4.0	1-1	1.000	0-0	.000	0-0	.000	0	0	0	0.0	0	0	2	1	0	2	2	1.0
11	Cox, Cody	3-0	9	3.0	0-3	.000	0-1	.000	0-0	.000	0	0	0	0.0	1	0	1	0	0	1	0	0.0
Team											40	43	83		4		6					
Total.....		31	6250		766-1743	.439	146-465	.314	406-601	.676	371	714	1085	35.0	512	9	423	447	89	208	2084	67.2
Opponents.....		31	6250		768-1749	.439	212-639	.332	362-489	.740	340	705	1045	33.7	551	-	466	445	106	215	2110	68.1

<b>TEAM STATISTICS</b>	<b>IOWA</b>	<b>OPP</b>	<b>Date</b>	<b>Opponent</b>	<b>Score</b>	<b>Att.</b>		
SCORING	2084	2110	11/14/10	SOUTH DAKOTA STATE	L 69-79	11700		
Points per game	67.2	68.1	11/16/10	LOUISIANA MONROE	W 68-40	9023		
Scoring margin	-0.8	-	^ 11/19/10	vs Xavier	L 73-86	3122		
FIELD GOALS-ATT	766-1743	768-1749	^ 11/20/10	vs Alabama	W 55-47	2348		
Field goal pct	.439	.439	^ 11/22/10	vs Long Beach State	L 72-78	3893		
3 POINT FG-ATT	146-465	212-639	11/26/10	SIU EDWARDSVILLE	W 111-50	11698		
3-point FG pct	.314	.332	# 11/30/10	at Wake Forest	L 73-76	9086		
3-pt FG made per game	4.7	6.8	12/04/10	IDAHO STATE	W 70-53	9764		
FREE THROWS-ATT	406-601	362-489	12/07/10	NORTHERN IOWA	W 51-39	10667		
Free throw pct	.676	.740	12/10/10	IOWA STATE	L 72-75	13276		
F-Throws made per game	13.1	11.7	12/18/10	at Drake	W 59-52	6671		
REBOUNDS	1085	1045	12/21/10	LOUISIANA TECH	W 77-58	10334		
Rebounds per game	35.0	33.7	* 12/29/10	ILLINOIS	L 77-87	15500		
Rebounding margin	+1.3	-	* 01/04/11	OHIO STATE	L 68-73	9810		
ASSISTS	423	466	* 01/09/11	at Purdue	L 52-75	14123		
Assists per game	13.6	15.0	* 01/12/11	NORTHWESTERN	L 71-90	9548		
TURNOVERS	447	445	* 01/16/11	at Minnesota	L 59-69	14625		
Turnovers per game	14.4	14.4	* 01/19/11	at Ohio State	L 48-70	14321		
Turnover margin	-0.1	-	* 01/23/11	INDIANA	W 91-77	11860		
Assist/turnover ratio	0.9	1.0	* 01/26/11	at Penn State	L 51-65	6625		
STEALS	208	215	* 01/30/11	at Michigan	L 73-87	12978		
Steals per game	6.7	6.9	* 02/02/11	MICHIGAN STATE	W 72-52	12158		
BLOCKS	89	106	* 02/05/11	at Indiana	W 64-63	17225		
Blocks per game	2.9	3.4	* 02/09/11	WISCONSIN	Lot 59-62	12093		
ATTENDANCE	186157	157820	* 02/13/11	MINNESOTA	L 45-62	12759		
Home games-Avg/Game	16-11635	11-12018	* 02/17/11	at Northwestern	L 70-73	5124		
Neutral site-Avg/Game	-	4-6407	* 02/19/11	MICHIGAN	Lot 72-75	13835		
			* 02/26/11	at Illinois	L 68-81	16618		
<b>Score by Periods</b>	<b>1st</b>	<b>2nd</b>	<b>OT</b>	<b>Totals</b>				
IOWA	976	1095	13	2084				
Opponents	961	1130	19	2110				
					* 03/02/11	at Michigan State	L 66-85	14797
					* 03/05/11	PURDUE	W 67-65	12132
					\$ 03/10/11	vs Michigan State	L 61-66	16264

^ = Paradise Jam, St. Thomas, US Virgin Islands  
# = ACC/Big Ten Challenge  
\* = Conference game  
\$ = Big Ten Tournament, Indianapolis, Ind.



**IOWA HAWKEYE BASKETBALL**  
**IOWA Combined Team Statistics (as of Mar 05, 2011)**  
**Conference games**

<b>RECORD:</b>	<b>OVERALL</b>	<b>HOME</b>	<b>AWAY</b>	<b>NEUTRAL</b>
ALL GAMES	4-14	3-6	1-8	0-0
CONFERENCE	4-14	3-6	1-8	0-0
NON-CONFERENCE	0-0	0-0	0-0	0-0

#	Player	gp-gs	min	avg	Total		3-Point		F-Throw		Rebounds				pf	dq	a	to	blk	stl	pts	avg
					fg-fga	fg%	3fg-fga	3fg%	ft-fa	ft%	off	def	tot	avg								
05	Gatens, Matt	18-18	635	35.3	77-194	.397	36-101	.356	46-53	.868	6	32	38	2.1	27	1	27	24	3	21	236	13.1
01	Basabe, Melsahn	18-18	473	26.3	89-153	.582	0-0	.000	56-71	.789	59	73	132	7.3	47	2	7	38	23	7	234	13.0
24	Cartwright, Bryce	18-18	606	33.7	81-205	.395	12-42	.286	27-38	.711	9	42	51	2.8	27	0	123	65	0	15	201	11.2
50	Cole, Jarryd	18-18	486	27.0	63-100	.630	0-1	.000	34-47	.723	36	71	107	5.9	55	1	12	15	5	17	160	8.9
04	Marble, Roy Devyn	18-5	371	20.6	40-115	.348	6-26	.231	14-32	.438	12	31	43	2.4	31	0	26	24	2	11	100	5.6
25	May, Eric	17-13	380	22.4	33-88	.375	10-31	.323	17-28	.607	10	23	33	1.9	26	1	17	27	5	11	93	5.5
15	McCabe, Zach	18-0	326	18.1	25-84	.298	8-44	.182	13-16	.813	11	38	49	2.7	28	0	16	32	1	11	71	3.9
20	Brommer, Andrew	18-0	240	13.3	23-34	.676	0-0	.000	7-14	.500	17	28	45	2.5	42	1	12	18	10	3	53	2.9
02	Stoermer, Jordan	9-0	35	3.9	4-8	.500	3-6	.500	0-1	.000	3	2	5	0.6	5	0	3	4	1	2	11	1.2
35	Archie, Devon	12-0	96	8.0	7-12	.583	0-0	.000	0-7	.000	9	21	30	2.5	10	0	5	5	6	3	14	1.2
11	Cox, Cody	1-0	1	1.0	0-0	.000	0-0	.000	0-0	.000	0	0	0	0.0	1	0	0	0	0	0	0	0.0
32	Stubbs, Branden	1-0	1	1.0	0-0	.000	0-0	.000	0-0	.000	0	0	0	0.0	0	0	0	0	0	0	0	0.0
Team											25	19	44		2		4					
Total.....		18	3650		442-993	.445	75-251	.299	214-307	.697	197	380	577	32.1	301	6	248	256	56	101	1173	65.2
Opponents.....		18	3650		481-1017	.473	132-365	.362	217-293	.741	205	401	606	33.7	302	-	308	234	60	129	1311	72.8

<b>TEAM STATISTICS</b>	<b>IOWA</b>	<b>OPP</b>	<b>Date</b>	<b>Opponent</b>	<b>Score</b>	<b>Att.</b>
SCORING	1173	1311	* 12/29/10	ILLINOIS	L 77-87	15500
Points per game	65.2	72.8	* 01/04/11	OHIO STATE	L 68-73	9810
Scoring margin	-7.7	-	* 01/09/11	at Purdue	L 52-75	14123
FIELD GOALS-ATT	442-993	481-1017	* 01/12/11	NORTHWESTERN	L 71-90	9548
Field goal pct	.445	.473	* 01/16/11	at Minnesota	L 59-69	14625
3 POINT FG-ATT	75-251	132-365	* 01/19/11	at Ohio State	L 48-70	14321
3-point FG pct	.299	.362	* 01/23/11	INDIANA	W 91-77	11860
3-pt FG made per game	4.2	7.3	* 01/26/11	at Penn State	L 51-65	6625
FREE THROWS-ATT	214-307	217-293	* 01/30/11	at Michigan	L 73-87	12978
Free throw pct	.697	.741	* 02/02/11	MICHIGAN STATE	W 72-52	12158
F-Throws made per game	11.9	12.1	* 02/05/11	at Indiana	W 64-63	17225
REBOUNDS	577	606	* 02/09/11	WISCONSIN	Lot 59-62	12093
Rebounds per game	32.1	33.7	* 02/13/11	MINNESOTA	L 45-62	12759
Rebounding margin	-1.6	-	* 02/17/11	at Northwestern	L 70-73	5124
ASSISTS	248	308	* 02/19/11	MICHIGAN	Lot 72-75	13835
Assists per game	13.8	17.1	* 02/26/11	at Illinois	L 68-81	16618
TURNOVERS	256	234	* 03/02/11	at Michigan State	L 66-85	14797
Turnovers per game	14.2	13.0	* 03/05/11	PURDUE	W 67-65	12132
Turnover margin	-1.2	-				
Assist/turnover ratio	1.0	1.3				
STEALS	101	129				
Steals per game	5.6	7.2				
BLOCKS	56	60				
Blocks per game	3.1	3.3				
ATTENDANCE	109695	116436				
Home games-Avg/Game	9-12188	9-12937				
Neutral site-Avg/Game	-	0-0				

^ = Paradise Jam, St. Thomas, US Virgin Islands  
# = ACC/Big Ten Challenge  
\* = Conference game

<b>Score by Periods</b>	<b>1st</b>	<b>2nd</b>	<b>OT</b>	<b>Totals</b>
IOWA	544	616	13	1173
Opponents	599	693	19	1311

**IOWA HAWKEYE BASKETBALL**  
**IOWA Combined Team Statistics (as of Mar 06, 2011)**  
**Non-conference games**

<b>RECORD:</b>	<b>OVERALL</b>	<b>HOME</b>	<b>AWAY</b>	<b>NEUTRAL</b>
ALL GAMES	7-5	5-2	1-1	1-2
CONFERENCE	0-0	0-0	0-0	0-0
NON-CONFERENCE	7-5	5-2	1-1	1-2

##	Player	gp-gs	min	avg	Total		3-Point		F-Throw		Rebounds				pf	dq	a	to	blk	stl	pts	avg
					fg-fga	fg%	3fg-fga	3fg%	ft-fa	ft%	off	def	tot	avg								
05	Gatens, Matt	10-10	302	30.2	36-95	.379	17-59	.288	28-32	.875	3	28	31	3.1	14	0	25	18	0	16	117	11.7
25	May, Eric	12-12	348	29.0	53-116	.457	15-33	.455	13-22	.591	18	34	52	4.3	14	0	19	32	4	24	134	11.2
24	Cartwright, Bryce	12-7	325	27.1	48-121	.397	6-25	.240	22-34	.647	8	24	32	2.7	14	0	53	34	1	13	124	10.3
15	McCabe, Zach	12-2	269	22.4	32-80	.400	15-38	.395	24-30	.800	20	38	58	4.8	39	3	8	16	0	11	103	8.6
01	Basabe, Melsahn	12-12	272	22.7	39-71	.549	0-0	.000	24-41	.585	26	50	76	6.3	33	0	2	24	18	5	102	8.5
50	Cole, Jarryd	12-12	260	21.7	27-56	.482	0-0	.000	25-39	.641	32	50	82	6.8	30	0	4	17	3	8	79	6.6
04	Marble, Roy Devyn	12-0	195	16.3	24-55	.436	5-15	.333	19-32	.594	7	24	31	2.6	9	0	14	8	0	8	72	6.0
32	Stubbs, Branden	3-0	14	4.7	3-4	.750	2-3	.667	4-4	1.000	0	1	1	0.3	0	0	0	1	0	1	12	4.0
03	Payne, Cully	5-5	104	20.8	6-21	.286	3-14	.214	4-4	1.000	1	6	7	1.4	5	0	17	8	0	1	19	3.8
20	Brommer, Andrew	12-0	138	11.5	17-35	.486	0-0	.000	7-19	.368	11	16	27	2.3	23	0	10	11	5	3	41	3.4
35	Archie, Devon	10-0	79	7.9	9-16	.563	0-0	.000	6-16	.375	16	17	33	3.3	5	0	3	5	1	2	24	2.4
02	Stoermer, Jordan	9-0	78	8.7	7-20	.350	4-17	.235	3-4	.750	4	6	10	1.1	7	0	6	1	0	4	21	2.3
13	Sayre, T.J.	2-0	8	4.0	1-1	1.000	0-0	.000	0-0	.000	0	0	0	0.0	0	0	2	1	0	2	2	1.0
11	Cox, Cody	2-0	8	4.0	0-3	.000	0-1	.000	0-0	.000	0	0	0	0.0	0	0	1	0	0	1	0	0.0
Team											15	22	37		2		2					
Total.....		12	2400		302-694	.435	67-205	.327	179-277	.646	161	316	477	39.8	195	3	164	178	32	99	850	70.8
Opponents.....		12	2400		265-678	.391	76-260	.292	127-173	.734	119	281	400	33.3	235	-	146	196	41	77	733	61.1

<b>TEAM STATISTICS</b>	<b>IOWA</b>	<b>OPP</b>	<b>Date</b>	<b>Opponent</b>	<b>Score</b>	<b>Att.</b>
SCORING	850	733	11/14/10	SOUTH DAKOTA STATE	L 69-79	11700
Points per game	70.8	61.1	11/16/10	LOUISIANA MONROE	w 68-40	9023
Scoring margin	+9.8	-	^ 11/19/10	vs Xavier	L 73-86	3122
FIELD GOALS-ATT	302-694	265-678	^ 11/20/10	vs Alabama	w 55-47	2348
Field goal pct	.435	.391	^ 11/22/10	vs Long Beach State	L 72-78	3893
3 POINT FG-ATT	67-205	76-260	11/26/10	SIU EDWARDSVILLE	w 111-50	11698
3-point FG pct	.327	.292	# 11/30/10	at Wake Forest	L 73-76	9086
3-pt FG made per game	5.6	6.3	12/04/10	IDAHO STATE	w 70-53	9764
FREE THROWS-ATT	179-277	127-173	12/07/10	NORTHERN IOWA	w 51-39	10667
Free throw pct	.646	.734	12/10/10	IOWA STATE	L 72-75	13276
F-Throws made per game	14.9	10.6	12/18/10	at Drake	w 59-52	6671
REBOUNDS	477	400	12/21/10	LOUISIANA TECH	w 77-58	10334
Rebounds per game	39.8	33.3				
Rebounding margin	+6.4	-				
ASSISTS	164	146				
Assists per game	13.7	12.2				
TURNOVERS	178	196				
Turnovers per game	14.8	16.3				
Turnover margin	+1.5	-				
Assist/turnover ratio	0.9	0.7				
STEALS	99	77				
Steals per game	8.3	6.4				
BLOCKS	32	41				
Blocks per game	2.7	3.4				
ATTENDANCE	76462	25120				
Home games-Avg/Game	7-10923	2-7878				
Neutral site-Avg/Game	-	3-3121				

^ = Paradise Jam, St. Thomas, US Virgin Islands  
# = ACC/Big Ten Challenge  
\* = Conference game

<b>Score by Periods</b>	<b>1st</b>	<b>2nd</b>	<b>Totals</b>
IOWA	401	449	850
Opponents	329	404	733

**IOWA HAWKEYE BASKETBALL**  
**IOWA Combined Team Statistics (as of Mar 06, 2011)**  
**Home games**

<b>RECORD:</b>	<b>OVERALL</b>	<b>HOME</b>	<b>AWAY</b>	<b>NEUTRAL</b>
ALL GAMES	8-8	8-8	0-0	0-0
CONFERENCE	3-6	3-6	0-0	0-0
NON-CONFERENCE	5-2	5-2	0-0	0-0

##	Player	gp-gs	min	avg	Total		3-Point		F-Throw		Rebounds				pf	dq	a	to	blk	stl	pts	avg
					fg-fga	fg%	3fg-fga	3fg%	ft-fa	ft%	off	def	tot	avg								
05	Gatens, Matt	14-14	486	34.7	62-144	.431	34-92	.370	46-51	.902	5	32	37	2.6	19	1	29	24	1	23	204	14.6
24	Cartwright, Bryce	16-14	519	32.4	70-176	.398	11-38	.289	30-45	.667	9	39	48	3.0	21	0	99	57	1	13	181	11.3
01	Basabe, Melsahn	16-16	411	25.7	67-120	.558	0-0	.000	34-51	.667	49	78	127	7.9	41	1	5	33	31	6	168	10.5
50	Cole, Jarryd	16-16	425	26.6	56-94	.596	0-0	.000	39-56	.696	47	78	125	7.8	43	0	12	15	4	15	151	9.4
25	May, Eric	15-13	389	25.9	45-108	.417	11-32	.344	20-33	.606	16	36	52	3.5	20	1	23	31	6	21	121	8.1
04	Marble, Roy Devyn	16-3	285	17.8	41-94	.436	7-24	.292	16-36	.444	8	33	41	2.6	18	0	22	19	1	11	105	6.6
15	McCabe, Zach	16-2	296	18.5	31-88	.352	15-48	.313	15-17	.882	18	34	52	3.3	36	2	15	25	0	11	92	5.8
03	Payne, Cully	2-2	48	24.0	4-12	.333	1-6	.167	0-0	.000	0	3	3	1.5	0	0	13	5	0	1	9	4.5
32	Stubbs, Branden	3-0	13	4.3	3-4	.750	2-3	.667	4-4	1.000	0	1	1	0.3	0	0	0	0	0	1	12	4.0
20	Brommer, Andrew	16-0	224	14.0	25-39	.641	0-0	.000	8-22	.364	16	29	45	2.8	39	0	17	15	6	5	58	3.6
02	Stoermer, Jordan	9-0	57	6.3	8-16	.500	6-14	.429	1-3	.333	4	5	9	1.0	3	0	4	3	1	5	23	2.6
35	Archie, Devon	11-0	80	7.3	6-12	.500	0-0	.000	2-8	.250	9	16	25	2.3	6	0	3	5	3	4	14	1.3
13	Sayre, T.J.	2-0	8	4.0	1-1	1.000	0-0	.000	0-0	.000	0	0	0	0.0	0	0	2	1	0	2	2	1.0
11	Cox, Cody	3-0	9	3.0	0-3	.000	0-1	.000	0-0	.000	0	0	0	0.0	1	0	1	0	0	1	0	0.0
Team											17	14	31				3					
Total.....		16	3250		419-911	.460	87-258	.337	215-326	.660	198	398	596	37.2	247	5	245	236	54	119	1140	71.2
Opponents.....		16	3250		383-929	.412	114-356	.320	157-216	.727	186	356	542	33.9	296	-	232	243	38	120	1037	64.8

<b>TEAM STATISTICS</b>	<b>IOWA</b>	<b>OPP</b>	<b>Date</b>	<b>Opponent</b>	<b>Score</b>	<b>Att.</b>
SCORING	1140	1037	11/14/10	SOUTH DAKOTA STATE	L 69-79	11700
Points per game	71.2	64.8	11/16/10	LOUISIANA MONROE	w 68-40	9023
Scoring margin	+6.4	-	11/26/10	SIU EDWARDSVILLE	w 111-50	11698
FIELD GOALS-ATT	419-911	383-929	12/04/10	IDAHO STATE	w 70-53	9764
Field goal pct	.460	.412	12/07/10	NORTHERN IOWA	w 51-39	10667
3 POINT FG-ATT	87-258	114-356	12/10/10	IOWA STATE	L 72-75	13276
3-point FG pct	.337	.320	12/21/10	LOUISIANA TECH	w 77-58	10334
3-pt FG made per game	5.4	7.1	* 12/29/10	ILLINOIS	L 77-87	15500
FREE THROWS-ATT	215-326	157-216	* 01/04/11	OHIO STATE	L 68-73	9810
Free throw pct	.660	.727	* 01/12/11	NORTHWESTERN	L 71-90	9548
F-Throws made per game	13.4	9.8	* 01/23/11	INDIANA	w 91-77	11860
REBOUNDS	596	542	* 02/02/11	MICHIGAN STATE	w 72-52	12158
Rebounds per game	37.2	33.9	* 02/09/11	WISCONSIN	Lot 59-62	12093
Rebounding margin	+3.4	-	* 02/13/11	MINNESOTA	L 45-62	12759
ASSISTS	245	232	* 02/19/11	MICHIGAN	Lot 72-75	13835
Assists per game	15.3	14.5	* 03/05/11	PURDUE	w 67-65	12132
TURNOVERS	236	243				
Turnovers per game	14.8	15.2				
Turnover margin	+0.4	-				
Assist/turnover ratio	1.0	1.0				
STEALS	119	120				
Steals per game	7.4	7.5				
BLOCKS	54	38				
Blocks per game	3.4	2.4				
ATTENDANCE	186157	0				
Home games-Avg/Game	16-11635	0-0				
Neutral site-Avg/Game	-	0-0				

^ = Paradise Jam, St. Thomas, US Virgin Islands

# = ACC/Big Ten Challenge

\* = Conference game

<b>Score by Periods</b>	<b>1st</b>	<b>2nd</b>	<b>OT</b>	<b>Totals</b>
IOWA	539	588	13	1140
Opponents	470	548	19	1037

**IOWA HAWKEYE BASKETBALL**  
**IOWA Combined Team Statistics (as of Mar 11, 2011)**  
**Away/Neutral Games**

<b>RECORD:</b>	<b>OVERALL</b>	<b>HOME</b>	<b>AWAY</b>	<b>NEUTRAL</b>
ALL GAMES	3-12	0-0	2-9	1-3
CONFERENCE	1-8	0-0	1-8	0-0
NON-CONFERENCE	2-4	0-0	1-1	1-3

##	Player	gp-gs	min	Total		3-Point		F-Throw		Rebounds				pf	dq	a	to	blk	stl	pts	avg	
				fg-fga	fg%	3fg-fga	3fg%	ft-fga	ft%	off	def	tot	avg									
01	Basabe, Melsahn	15-15	348	23.2	64-109	.587	0-0	.000	46-61	.754	36	47	83	5.5	42	1	4	32	10	6	174	11.6
05	Gatens, Matt	15-15	486	32.4	56-155	.361	20-71	.282	30-36	.833	4	30	34	2.3	25	0	24	18	2	15	162	10.8
24	Cartwright, Bryce	15-12	445	29.7	64-165	.388	8-31	.258	22-30	.733	11	31	42	2.8	21	0	83	45	0	15	158	10.5
25	May, Eric	15-12	360	24.0	43-100	.430	15-34	.441	12-20	.600	13	23	36	2.4	21	0	15	29	3	17	113	7.5
50	Cole, Jarryd	15-15	357	23.8	36-68	.529	0-1	.000	24-37	.649	23	47	70	4.7	45	1	5	20	5	11	96	6.4
15	McCabe, Zach	15-0	312	20.8	28-81	.346	9-36	.250	22-29	.759	16	43	59	3.9	33	1	9	23	1	11	87	5.8
04	Marble, Roy Devyn	15-3	308	20.5	25-80	.313	4-17	.235	19-30	.633	11	22	33	2.2	23	0	19	15	1	10	73	4.9
03	Payne, Cully	3-3	56	18.7	2-9	.222	2-8	.250	4-4	1.000	1	3	4	1.3	5	0	4	3	0	0	10	3.3
20	Brommer, Andrew	15-0	164	10.9	16-33	.485	0-0	.000	6-11	.545	13	16	29	1.9	27	1	5	15	9	1	38	2.5
35	Archie, Devon	12-0	104	8.7	10-20	.500	0-0	.000	4-15	.267	19	22	41	3.4	9	0	5	5	4	2	24	2.0
02	Stoermer, Jordan	10-0	58	5.8	3-12	.250	1-9	.111	2-2	1.000	3	3	6	0.6	10	0	5	2	0	1	9	0.9
32	Stubbs, Branden	1-0	2	2.0	0-0	.000	0-0	.000	0-0	.000	0	0	0	0.0	0	0	0	1	0	0	0	0.0
Team											23	29	52		4		3					
Total.....		15	3000		347-832	.417	59-207	.285	191-275	.695	173	316	489	32.6	265	4	178	211	35	89	944	62.9
Opponents.....		15	3000		385-820	.470	98-283	.346	205-273	.751	154	349	503	33.5	255	-	234	202	68	95	1073	71.5

<b>TEAM STATISTICS</b>	<b>IOWA</b>	<b>OPP</b>	<b>Date</b>	<b>Opponent</b>	<b>Score</b>	<b>Att.</b>
SCORING	944	1073	^	11/19/10	vs Xavier	L 73-86 3122
Points per game	62.9	71.5	^	11/20/10	vs Alabama	w 55-47 2348
Scoring margin	-8.6	-	^	11/22/10	vs Long Beach State	L 72-78 3893
FIELD GOALS-ATT	347-832	385-820	#	11/30/10	at Wake Forest	L 73-76 9086
Field goal pct	.417	.470		12/18/10	at Drake	w 59-52 6671
3 POINT FG-ATT	59-207	98-283	*	01/09/11	at Purdue	L 52-75 14123
3-point FG pct	.285	.346	*	01/16/11	at Minnesota	L 59-69 14625
3-pt FG made per game	3.9	6.5	*	01/19/11	at Ohio State	L 48-70 14321
FREE THROWS-ATT	191-275	205-273	*	01/26/11	at Penn State	L 51-65 6625
Free throw pct	.695	.751	*	01/30/11	at Michigan	L 73-87 12978
F-Throws made per game	12.7	13.7	*	02/05/11	at Indiana	w 64-63 17225
REBOUNDS	489	503	*	02/17/11	at Northwestern	L 70-73 5124
Rebounds per game	32.6	33.5	*	02/26/11	at Illinois	L 68-81 16618
Rebounding margin	-0.9	-	*	03/02/11	at Michigan State	L 66-85 14797
ASSISTS	178	234	\$	03/10/11	vs Michigan State	L 61-66 16264
Assists per game	11.9	15.6				
TURNOVERS	211	202				
Turnovers per game	14.1	13.5				
Turnover margin	-0.6	-				
Assist/turnover ratio	0.8	1.2				
STEALS	89	95				
Steals per game	5.9	6.3				
BLOCKS	35	68				
Blocks per game	2.3	4.5				
ATTENDANCE	0	157820				
Home games-Avg/Game	0-0	11-12018				
Neutral site-Avg/Game	-	4-6407				

^ = Paradise Jam, St. Thomas, US Virgin Islands  
# = ACC/Big Ten Challenge  
\* = Conference game  
\$ = Big Ten Tournament, Indianapolis, Ind.

<b>Score by Periods</b>	<b>1st</b>	<b>2nd</b>	<b>Totals</b>
IOWA	437	507	944
Opponents	491	582	1073

**IOWA HAWKEYE BASKETBALL**  
**IOWA Combined Team Statistics (as of Mar 06, 2011)**  
**Games won**

<b>RECORD:</b>	<b>OVERALL</b>	<b>HOME</b>	<b>AWAY</b>	<b>NEUTRAL</b>
ALL GAMES	11-0	8-0	2-0	1-0
CONFERENCE	4-0	3-0	1-0	0-0
NON-CONFERENCE	7-0	5-0	1-0	1-0

##	Player	gp-gs	min	avg	Total		3-Point		F-Throw		Rebounds				pf	dq	a	to	blk	stl	pts	avg	
					fg-fga	fg%	3fg-fga	3fg%	ft-fa	ft%	off	def	tot	avg									
05	Gatens, Matt	10-10	339	33.9	38-92	.413	17-52	.327	42-48	.875	5	28	33	3.3	10	0	20	20	0	22	135	13.5	
24	Cartwright, Bryce	11-9	320	29.1	47-103	.456	7-22	.318	23-36	.639	4	32	36	3.3	10	0	63	34	1	11	124	11.3	
01	Basabe, Melsahn	11-11	270	24.5	40-71	.563	0-0	.000	33-49	.673	26	49	75	6.8	33	0	4	25	14	6	113	10.3	
25	May, Eric	11-10	295	26.8	41-84	.488	10-24	.417	13-22	.591	12	33	45	4.1	16	0	17	27	7	16	105	9.5	
50	Cole, Jarryd	11-11	276	25.1	33-54	.611	0-0	.000	16-29	.552	27	58	85	7.7	25	0	9	13	5	8	82	7.5	
15	McCabe, Zach	11-1	198	18.0	22-54	.407	10-29	.345	20-24	.833	15	22	37	3.4	29	1	8	11	0	10	74	6.7	
03	Payne, Cully	2-2	47	23.5	4-12	.333	2-7	.286	2-2	1.000	1	3	4	2.0	2	0	8	2	0	1	12	6.0	
32	Stubbs, Branden	2-0	12	6.0	3-4	.750	2-3	.667	4-4	1.000	0	1	1	0.5	0	0	0	0	0	1	12	6.0	
04	Marble, Roy Devyn	11-1	174	15.8	23-55	.418	3-13	.231	14-24	.583	6	19	25	2.3	9	0	18	11	0	6	63	5.7	
20	Brommer, Andrew	11-0	126	11.5	13-24	.542	0-0	.000	6-14	.429	8	16	24	2.2	23	0	10	12	3	3	32	2.9	
02	Stoermer, Jordan	6-0	48	8.0	5-10	.500	4-9	.444	3-4	.750	3	6	9	1.5	2	0	4	1	0	3	17	2.8	
35	Archie, Devon	10-0	79	7.9	6-14	.429	0-0	.000	2-11	.182	10	17	27	2.7	5	0	1	6	2	2	14	1.4	
13	Sayre, T.J.	2-0	8	4.0	1-1	1.000	0-0	.000	0-0	.000	0	0	0	0.0	0	0	2	1	0	2	2	1.0	
11	Cox, Cody	2-0	8	4.0	0-3	.000	0-1	.000	0-0	.000	0	0	0	0.0	0	0	1	0	0	1	0	0.0	
Team											8	13	21										
Total.....		11	2200		276-581	.475	55-160	.344	178-267	.667	125	297	422	38.4	164	1	165	164	32	92	785	71.4	
Opponents.....		11	2200		220-621	.354	56-239	.234	100-134	.746	124	226	350	31.8	223	-	113	184	23	71	596	54.2	

<b>TEAM STATISTICS</b>	<b>IOWA</b>	<b>OPP</b>	<b>Date</b>	<b>Opponent</b>	<b>Score</b>	<b>Att.</b>
SCORING	785	596	11/16/10	LOUISIANA MONROE	w 68-40	9023
Points per game	71.4	54.2	^ 11/20/10	vs Alabama	w 55-47	2348
Scoring margin	+17.2	-	11/26/10	SIU EDWARDSVILLE	w 111-50	11698
FIELD GOALS-ATT	276-581	220-621	12/04/10	IDAHO STATE	w 70-53	9764
Field goal pct	.475	.354	12/07/10	NORTHERN IOWA	w 51-39	10667
3 POINT FG-ATT	55-160	56-239	12/18/10	at Drake	w 59-52	6671
3-point FG pct	.344	.234	12/21/10	LOUISIANA TECH	w 77-58	10334
3-pt FG made per game	5.0	5.1	* 01/23/11	INDIANA	w 91-77	11860
FREE THROWS-ATT	178-267	100-134	* 02/02/11	MICHIGAN STATE	w 72-52	12158
Free throw pct	.667	.746	* 02/05/11	at Indiana	w 64-63	17225
F-Throws made per game	16.2	9.1	* 03/05/11	PURDUE	w 67-65	12132
REBOUNDS	422	350				
Rebounds per game	38.4	31.8				
Rebounding margin	+6.5	-				
ASSISTS	165	113				
Assists per game	15.0	10.3				
TURNOVERS	164	184				
Turnovers per game	14.9	16.7				
Turnover margin	+1.8	-				
Assist/turnover ratio	1.0	0.6				
STEALS	92	71				
Steals per game	8.4	6.5				
BLOCKS	32	23				
Blocks per game	2.9	2.1				
ATTENDANCE	87636	26244				
Home games-Avg/Game	8-10954	2-11948				
Neutral site-Avg/Game	-	1-2348				

^ = Paradise Jam, St. Thomas, US Virgin Islands  
# = ACC/Big Ten Challenge  
\* = Conference game

<b>Score by Periods</b>	<b>1st</b>	<b>2nd</b>	<b>Totals</b>
IOWA	377	408	785
Opponents	282	314	596

**IOWA HAWKEYE BASKETBALL**  
**IOWA Combined Team Statistics (as of Mar 11, 2011)**  
**Games lost**

<b>RECORD:</b>	<b>OVERALL</b>	<b>HOME</b>	<b>AWAY</b>	<b>NEUTRAL</b>
ALL GAMES	0-20	0-8	0-9	0-3
CONFERENCE	0-14	0-6	0-8	0-0
NON-CONFERENCE	0-6	0-2	0-1	0-3

#	Player	gp-gs	min	avg	Total		3-Point		F-Throw		Rebounds				pf	dq	a	to	blk	stl	pts	avg
					fg-fga	fg%	3fg-fga	3fg%	ft-fa	ft%	off	def	tot	avg								
05	Gatens, Matt	19-19	633	33.3	80-207	.386	37-111	.333	34-39	.872	4	34	38	2.0	34	1	33	22	3	16	231	12.2
01	Basabe, Melsahn	20-20	489	24.5	91-158	.576	0-0	.000	47-63	.746	59	76	135	6.8	50	2	5	40	27	6	229	11.5
24	Cartwright, Bryce	20-17	644	32.2	87-238	.366	12-47	.255	29-39	.744	16	38	54	2.7	32	0	119	68	0	17	215	10.8
50	Cole, Jarryd	20-20	506	25.3	59-108	.546	0-1	.000	47-64	.734	43	67	110	5.5	63	1	8	22	4	18	165	8.3
25	May, Eric	19-15	454	23.9	47-124	.379	16-42	.381	19-31	.613	17	26	43	2.3	25	1	21	33	2	22	129	6.8
04	Marble, Roy Devyn	20-5	419	21.0	43-119	.361	8-28	.286	21-42	.500	13	36	49	2.5	32	0	23	23	2	15	115	5.8
15	McCabe, Zach	20-1	410	20.5	37-115	.322	14-55	.255	17-22	.773	19	55	74	3.7	40	2	16	37	1	12	105	5.3
20	Brommer, Andrew	20-0	262	13.1	28-48	.583	0-0	.000	8-19	.421	21	29	50	2.5	43	1	12	18	12	3	64	3.2
03	Payne, Cully	3-3	57	19.0	2-9	.222	1-7	.143	2-2	1.000	0	3	3	1.0	3	0	9	6	0	0	7	2.3
35	Archie, Devon	13-0	105	8.1	10-18	.556	0-0	.000	4-12	.333	18	21	39	3.0	10	0	7	4	5	4	24	1.8
02	Stoermer, Jordan	13-0	67	5.2	6-18	.333	3-14	.214	0-1	.000	4	2	6	0.5	11	0	5	4	1	3	15	1.2
32	Stubbs, Branden	2-0	3	1.5	0-0	.000	0-0	.000	0-0	.000	0	0	0	0.0	0	0	0	1	0	0	0	0.0
11	Cox, Cody	1-0	1	1.0	0-0	.000	0-0	.000	0-0	.000	0	0	0	0.0	1	0	0	0	0	0	0	0.0
Team											32	30	62		4		5					
Total.....		20	4050		490-1162	.422	91-305	.298	228-334	.683	246	417	663	33.2	348	8	258	283	57	116	1299	64.9
Opponents.....		20	4050		548-1128	.486	156-400	.390	262-355	.738	216	479	695	34.8	328	-	353	261	83	144	1514	75.7

<b>TEAM STATISTICS</b>	<b>IOWA</b>	<b>OPP</b>	<b>Date</b>	<b>Opponent</b>	<b>Score</b>	<b>Att.</b>
SCORING	1299	1514	11/14/10	SOUTH DAKOTA STATE	L 69-79	11700
Points per game	64.9	75.7	^ 11/19/10	vs Xavier	L 73-86	3122
Scoring margin	-10.7	-	^ 11/22/10	vs Long Beach State	L 72-78	3893
FIELD GOALS-ATT	490-1162	548-1128	# 11/30/10	at Wake Forest	L 73-76	9086
Field goal pct	.422	.486	12/10/10	IOWA STATE	L 72-75	13276
3 POINT FG-ATT	91-305	156-400	* 12/29/10	ILLINOIS	L 77-87	15500
3-point FG pct	.298	.390	* 01/04/11	OHIO STATE	L 68-73	9810
3-pt FG made per game	4.6	7.8	* 01/09/11	at Purdue	L 52-75	14123
FREE THROWS-ATT	228-334	262-355	* 01/12/11	NORTHWESTERN	L 71-90	9548
Free throw pct	.683	.738	* 01/16/11	at Minnesota	L 59-69	14625
F-Throws made per game	11.4	13.1	* 01/19/11	at Ohio State	L 48-70	14321
REBOUNDS	663	695	* 01/26/11	at Penn State	L 51-65	6625
Rebounds per game	33.2	34.8	* 01/30/11	at Michigan	L 73-87	12978
Rebounding margin	-1.6	-	* 02/09/11	WISCONSIN	Lot 59-62	12093
ASSISTS	258	353	* 02/13/11	MINNESOTA	L 45-62	12759
Assists per game	12.9	17.7	* 02/17/11	at Northwestern	L 70-73	5124
TURNOVERS	283	261	* 02/19/11	MICHIGAN	Lot 72-75	13835
Turnovers per game	14.2	13.1	* 02/26/11	at Illinois	L 68-81	16618
Turnover margin	-1.1	-	* 03/02/11	at Michigan State	L 66-85	14797
Assist/turnover ratio	0.9	1.4	\$ 03/10/11	vs Michigan State	L 61-66	16264
STEALS	116	144				
Steals per game	5.8	7.2				
BLOCKS	57	83				
Blocks per game	2.9	4.2				
ATTENDANCE	98521	131576				
Home games-Avg/Game	8-12315	9-12033				
Neutral site-Avg/Game	-	3-7760				

^ = Paradise Jam, St. Thomas, US Virgin Islands  
# = ACC/Big Ten Challenge  
\* = Conference game  
\$ = Big Ten Tournament, Indianapolis, Ind.

<b>Score by Periods</b>	<b>1st</b>	<b>2nd</b>	<b>OT</b>	<b>Totals</b>
IOWA	599	687	13	1299
Opponents	679	816	19	1514