

IOWA

BASKETBALL

University of Iowa

November 26, 2007

Wake Forest at Iowa

Carver-Hawkeye Arena

Iowa Hawkeyes (4-2)

							Pts.	Reb.	FG%	FT%
52	Kurt Looby	F	6-10	210	Sr.	St. John's, Antigua (Tyler, TX CC)	7.8	7.2	.750	.556
53	Seth Gorney	F	7-0	245	Sr.	Vandalia, OH (Butler)	5.2	5.2	.520	.833
15	Dan Bohall	G	6-4	193	So.	Sioux City, IA (East)	6.5	3.0	.313	.800
24	Justin Johnson	G	6-6	190	Sr.	Tyler, TX (Tyler, TX CC)	15.3	3.8	.403	.667
30	Jeff Peterson	G	6-0	185	Fr.	Hyattsville, MD (DeMatha Catholic)	8.7	1.3	.381	.762

Wake Forest Demon Deacons (3-0)

23	James Johnson	F	6-8	235	Fr.	Cheyenne, WY (Cheyenne East)	13.3	6.7	.500	.500
13	Chas McFarland	C	7-0	225	So.	Lovington, IL (Worcester, MA Academy)	7.3	4.0	.467	.889
4	Harvey Hale	G	6-2	190	Jr.	Albuquerque, NM (Rio Grande)	11.0	2.0	.429	1.000
10	Ishmael Smith	G	6-0	165	So.	Concord, NC (Central Cabarrus)	6.7	3.0	.368	.500
42	L.D. Williams	G	6-4	205	So.	Yadkinville, NC (Montverde, FL Academy)	15.0	7.7	.593	.786

THE SETTING

Iowa (4-2) hosts Wake Forest (3-0) Monday, Nov. 26 in the first game of the 2007 Big Ten/ACC Challenge. Game time is 6:05 p.m. CT in Carver-Hawkeye Arena (15,500).

Iowa opened the season with four straight wins at home before dropping its most recent two games to Bradley and Utah State at neutral sites.

Wake Forest has opened the season with three straight home wins.

ON THE AIR

Radio: Iowa games are broadcast on the Hawkeye Radio Network. Gary Dolphin handles the play-by-play, along with color commentator Bob Hansen. The Hawkeye Radio Network coverage includes a 60-minute pre-game show.

Television: ESPN2 will televise the game to a national cable audience. Bob Wischusen and Bill Raftery will call the action.

IOWA HISTORY

Iowa has played 2,414 games since beginning basketball in 1902. Overall Iowa's record is 1,442-972 (.597). That includes a 906-308 (.746) record in home games, a 536-664 (.447) record in games away from Iowa City, a 684-665 (.507) mark in Big Ten games and a 312-82 (.792) record in Carver-Hawkeye Arena.

IOWA IN CARVER-HAWKEYE ARENA

Iowa has compiled a 312-82 (.792) record in Carver-Hawkeye Arena. Iowa is 147-68 (.684) in Big Ten games and 165-14 (.922) in non-Big Ten games.

HAWKEYES HOSTING BIG TEN/ACC CHALLENGE

Iowa is hosting Wake Forest as part of the annual Big Ten/ACC Challenge. Iowa holds a 2-4 record in the event, including a 2-0 home record and a 0-2 mark in road and neutral site games. Following are Iowa's results and the schedule of games this week.

Iowa in the Challenge (2-4)

11/30/99	Lost to Maryland 83-65 (Baltimore)
11/28/00	Def. Georgia Tech, 85-67
11/27/01	Lost to Duke, 80-62 (Chicago)
12/2/02	Lost at Florida State, 80-67
11/30/05	Def. N. C. State, 45-42
11/29/06	Lost at VA Tech, 69-65

Wake Forest in the Challenge (6-1)

11/30/99	Def. Wisconsin, 67-48
11/28/00	Won at Michigan, 71-60
11/27/01	Def. Minnesota, 85-79
12/4/02	Won at Wisconsin, 90-80
12/2/03	Def. Indiana, 100-67
12/1/04	Lost at Illinois, 91-72
11/29/05	Def. Wisconsin, 91-88

Schedule/Results

Record: 4-2

Nov. 9	Idaho State	W	58-43
Nov. 14	Northern Colorado	W	59-47
* Nov. 18	Florida Gulf Coast	W	62-49
* Nov. 20	MD Eastern Shore	W	65-48
* Nov. 23	Bradley (n)	L	56-67
* Nov. 24	Utah State (n)	L	62-75
Nov. 26	Wake Forest, 6:05 pm		
+ Nov. 30	Louisiana-Monroe, 8:05 pm		
+ Dec. 1	E. Illinois/Rice, 8:05 pm		
Dec. 5	at Northern Iowa, 8:05 pm		
Dec. 8	at Iowa State, 1:05 pm		
Dec. 14	Drake, 7:05 pm		
Dec. 29	SE Louisiana, 8:05 pm		
Jan. 2	Indiana, 8:05 pm		
Jan. 5	at Wisconsin, 11:05 am		
Jan. 9	at Ohio State, 6:05 pm		
Jan. 12	Michigan State, 7:35 pm		
Jan. 16	Purdue, 6:05 pm		
Jan. 19	at Michigan, 6:05 pm		
Jan. 23	at Indiana, 8:05 pm		
Jan. 26	Penn State, 5:05 pm		
Jan. 30	at Purdue, 6:05 pm		
Feb. 2	Ohio State, 5:05 pm		
Feb. 6	Wisconsin, 8:05 pm		
Feb. 9	at Minnesota, 1:05 pm		
Feb. 14	Michigan, 8:05 pm		
Feb. 19	Northwestern, 8:05 pm		
Feb. 23-24	at Michigan State, TBA		
Feb. 27	at Penn State, 6:05 pm		
Mar. 1-2	Illinois, TBA		
Mar. 4-6	at Northwestern, TBA		
Mar. 13-16	Big Ten Tournament		

* - - South Padre Island Invitational
+ - - Hawkeye Challenge, Iowa City

All times listed are Central Time

Coach Todd Lickliter

Todd Lickliter is in his first season as the head basketball coach at the University of Iowa. Lickliter spent the last six seasons as the head coach at Butler University.

Lickliter holds a career mark of 135-63 (.682) after posting a 131-61 (.682) record as Butler's head coach and beginning his first season at Iowa with a 4-2 record. He led Butler to four post-season tournament berths, including trips to the NCAA Sweet 16 in 2003 and 2007.



Lickliter was named the 2006-07 Division I Coach of the Year by the National Association of Basketball Coaches (NABC) and was recognized as the High-Major Coach of the Year by collegehoops.net. He was also named 2007 Horizon League Coach of the Year for the second consecutive year after guiding the Bulldogs to a school and league-record 29 victories.

He led Butler to the regular season co-championship in the Horizon League in 2007. The Bulldogs advanced to the Sweet 16 in the NCAA Tournament before falling to eventual national champion Florida (65-57).

Butler during the 2006-07 season won three games over top 25 opponents (Tennessee, Gonzaga, Maryland) and recorded eight victories over teams that participated in the NCAA Tournament.

Butler averaged 22 wins per year under Lickliter, winning league titles in 2002, 2003 and 2007 while winning at least 20 games in four of six seasons.

Lickliter led the Bulldogs to an unbeaten home record (12-0) in 2002-03, and mentored Butler to a 70-12 (.854) home mark in his six seasons. His Bulldog teams were 6-5 against teams ranked in the "Top 25" and compiled four of the top 10 winning streaks in Butler history.

In his first season as Butler's head coach, Lickliter guided the Bulldogs to a then school-record 26 victories and a third consecutive Horizon League regular season title.

Lickliter guided the 2003 Bulldogs to an even more impressive season in his second year as head coach. He led Butler to a 27-6 record, breaking the single-season mark for victories for a second consecutive year.

Lickliter served as an assistant coach at Butler and Eastern Michigan and was a high school head coach in Indianapolis and Danville, IL.

In his final two seasons as a Butler assistant coach, the Bulldogs compiled a 47-16 record, including "Top 25" wins over 10th-ranked Wisconsin and 23rd-ranked Wake Forest. The win over the Demon Deacons in the 2001 NCAA Tournament was Butler's first NCAA Tournament victory in 39 years.

Lickliter played his final two collegiate seasons at Butler, where he earned a B.S degree in secondary education in 1979.

Lickliter has not coached against Wake Forest or Demon Deacon Coach Dino Gaudio.

Iowa Quick Facts

Location:	Iowa City, IA
Founded:	1847
Enrollment:	30,409
President:	Sally Mason
Athletic Director:	Gary Barta
Conference:	Big Ten
Home Arena:	Carver-Hawkeye (15,500)
All-Time Record:	1,442-972 (.597)
All-Time Big Ten Record:	684-665 (.507)
NCAA Appearances:	22
NCAA Tournament Record:	27-24

Head Coach:	Todd Lickliter (Butler)
Record At Iowa:	4-2 (1st season)
Career Record:	135-63 .682 (7th season)
Big Ten Record:	0-0
Assistant Coaches:	Joel Cornette (Butler) LaVall Jordan (Butler) Chad Walthall (Concordia, MN)
Dir. of Operations:	Jerry Strom (Concordia, NE)
Basketball Intern:	Justin Wieck (Iowa)
Trainer:	John Streif
Sports Information:	Phil Haddy/Steve Roe
Sports Info. Telephone:	319-335-9411
Sports Info. FAX:	319-335-9417
Internet Address:	www.hawkeyesports.com

BIG TEN/ACC CHALLENGE SCHEDULE

Tuesday, Nov. 27

Georgia Tech at Indiana
Minnesota at Florida State
Northwestern at Virginia
Wisconsin at Duke
Purdue at Clemson

Wed., Nov. 28

N.C. State at Michigan State
Illinois at Maryland
Boston College at Michigan
North Carolina at Ohio State
Virginia Tech at Penn State

WAKE COACH DINO GAUDIO

Dino Gaudio is in his first season as the head coach at Wake Forest after serving as assistant coach and associate head coach from 2002-07. Gaudio took over the head position following the sudden passing of Coach Skip Prosser last July. Prosser had served as the Demon Deacon head coach since 2001 and had worked with Gaudio since they two coached together at Central Catholic HS in Wheeling, West Virginia.

Gaudio posted a three-year record of 32-52 at Loyola (MD) from 1997-00 and a record of 36-72 in four seasons as the head coach at Army (1993-97). His career mark as a college head coach stands at 70-124. He has also served as an assistant coach at Xavier (1988-93 and 2000-01).

Gaudio has not coached against Iowa or Hawkeye Coach Todd Lickliter.

FREEMAN OUT OF ACTION

Junior guard Tony Freeman suffered a fracture to the fifth metatarsal in his left foot during Iowa's exhibition win over Simpson College Nov. 1.

Iowa Basketball Roster

No.	Name	Pos.	Ht.	Wt.	Yr.	Hometown High School/CC	The Latest Scoop
2	David Palmer	C	6-9	240	So.	Antioch, TN (Oak Hill Academy)	3 points vs. Bradley
4	** J.R. Angle	G	6-7	208	Jr.	Franklin, IN (Indian Creek)	6 points vs. Utah State
11	** Tony Freeman	G	6-1	190	Jr.	Maywood, IL (St. Joseph's)	Out for 4-6 weeks after Nov. 1 foot injury
15	Dan Bohall	G	6-4	193	So.	Sioux City, IA (East)	5 assists vs. Bradley
24	* Justin Johnson	G	6-6	190	Sr.	Tyler, TX (Tyler, TX CC)	14 points & 2 steals vs. Utah State
30	Jeff Peterson	G	6-0	185	Fr.	Hyattsville, MD (DeMatha HS)	4 points & 5 assists vs. Utah State
32	Jake Kelly	G	6-6	180	Fr.	Carmel, IN (Carmel)	8 points & 3 rebounds vs. Utah State
44	* Cyrus Tate	F	6-8	240	Jr.	Chicago, IL (Northeast, NE CC)	9 points & 2 assists vs. MD Eastern Shore
50	Jarryd Cole	F	6-7	250	Fr.	Kansas City, MO (Winnetonka)	10 points & 6 rebounds vs. Utah State
52	* Kurt Looby	F/C	6-10	210	Sr.	St. John's, Antigua (Tyler, TX CC)	10 points & 8 rebounds vs. Utah State
53	** Seth Gorney	C	7-0	245	Sr.	Vandalia, OH (Butler)	8 points vs. Utah State

A surgical screw was inserted Nov. 2. Freeman is expected to be out of action four to six weeks. The native of Maywood, IL played in all 31 games a year ago, with 17 starts. He led the team in assists (3.7) while averaging 7.5 points and 2.9 rebounds per game.

Freeman was in the starting line-up against Simpson, collecting four points, one rebound, one assist and one steal in eight minutes before leaving the game.

"It's unfortunate for Tony and we all wish him a speedy recovery," said Iowa Coach Todd Lickliter. "Injuries are a part of athletics and a part of life. Tony has worked extremely hard to be ready for the start of the season. Our staff and players will have to make the necessary adjustments until Tony returns for the majority of the season."

THE SERIES

Wake Forest holds a 2-0 series advantage over Iowa, with both games being played at neutral sites and both being part of tournament action.

The first meeting took place Dec. 28, 1974 when Wake Forest scored a 92-71 win in the consolation round of the Far West Classic in Pullman, Washington.

The most recent meeting took place in the 1993 NCAA Tournament. Wake Forest took an 84-78 win in a second round game that was played in Nashville, TN. Iowa had advanced with an 82-69 win over Northeast Louisiana. Wake Forest defeated Tennessee-Chattanooga 81-58 in the first round and ended the season with a 103-69 loss to Kentucky after the win over the Hawkeyes.

In the last meeting, Rodney Rogers had 33 points and 10 rebounds and Randolph Childress added 25 points for the Demon Deacons. Iowa was led by Acie Earl with 16 points and seven rebounds, while Wade Lookingbill and Val Barnes each scored 15 points.

GAME NOTES

- Iowa holds an all-time record of 11-19 against current members of Atlantic Coast Conference. Along with the two games against Wake Forest, Iowa has played Boston College (0-1), Clemson (2-0), Duke (1-7), Florida State (1-1), Georgia Tech (1-1), Maryland (0-2), North Carolina (2-1), North Carolina State (3-3), Virginia (1-0) and Virginia Tech (0-1).

- Iowa Coach Todd Lickliter is 1-2 in his career against the Atlantic Coast Conference, with a win over Maryland and losses to Duke and Florida State.
- Wake Forest is 14-15 against the Big Ten Conference. The Demon Deacons are 3-0 vs. Wisconsin, 2-0 vs. Iowa, 3-3 vs. Minnesota, 1-1 vs. Illinois and Penn State, 1-0 vs. Indiana and Michigan, 0-1 vs. Michigan State 2-3 vs. Purdue and 0-6 vs. Ohio State.
- Wake Forest Coach Dino Gaudio is 0-3 all-time against members of the Big Ten. His Army team lost one game to Northwestern and his Loyola, MD teams lost a pair of decisions to Penn State.
- Iowa and Wake Forest played just one common opponent last season, as the Demon Deacons did not take part in the Big Ten/ACC Challenge. Iowa lost at Virginia Tech 69-65, while Wake Forest lost at Virginia Tech 63-60 and also lost to Virginia Tech 71-52 in the ACC post-season tournament.
- Iowa assistant Joel Cornette and Wake Forest assistant Pat Kelsey are both natives of Cincinnati, OH.

COMPARING THE STATS

	Iowa (4-2)	WFU (3-0)
Scoring	60.3	77.7
Scoring Defense	54.8	57.0
FG%	.453	.451
FG% Defense	.378	.355
FT%	.696	.662
3-PT FG%	.343	.328
3-PT FG% Defense	.328	.373
Rebound Margin	+3.0	+1.0
Assists	13.7	14.7
TO Margin	-2.2	+10.0
Steals Margin	-1.5	+2.7

HAWKEYES PLAYING SOLID DEFENSE

Iowa has played solid defense in opening the season with four wins in six games. Hawkeye opponents are shooting just 37.8% from the field and 32.8% from three-point range. Iowa is allowing just 54.8 points per game and has allowed just two opponents to score more than 49 points. Iowa opponents are averaging 13.8 turnovers per game and Iowa holds a rebounding advantage of plus three per game.

UTAH STATE SHOOTS PAST IOWA

Utah State shot 50% from the field, 58.8% from three-point range and 81% from the free throw line in taking a 75-62 win over Iowa in the consolation game of the South Padre Invitational.

The Aggies built a 9-4 advantage in the first four minutes and never trailed. Iowa stayed close throughout the first half, cutting an early eight point deficit to two with eight minutes left. The lead expanded to as many as 12 points before Utah State led 36-27 at the break.

Iowa was never able to close the gap to less than five in the second half, as the Aggies would answer every Hawkeye run with points at their end of the floor. Utah State shot 52.4% from the field in the second half, including 66.7% (6-9) from three-point range. The Aggies were credited with 21 assists on their 24 field goals. Both teams were able to take care of the ball, as each had just seven turnovers.

Iowa's balanced attack was led by Justin Johnson, who was named to the all-tournament team. Johnson had 14 points against Utah State and led the team with two steals. Kurt Looby added 10 points and led Iowa with eight rebounds and two blocked shots. Freshman Jarryd Cole added a career-best 10 points and six rebounds, while Seth Gorney and Jake Kelly each scored eight points. Iowa shot 43.1% from the field, but connected on just 5-20 (25%) three-point attempts while being outrebounded 31-27. The Hawkeyes matched a season best by connecting on 81.3% of their free throw attempts.

WAKE FOREST WINS THIRD STRAIGHT

Wake Forest won its third straight game with a 73-53 home win over Winston-Salem State Friday evening. Wake Forest forced 20 turnovers and held the visitors to just 26.3% shooting from the field. The Demon Deacons scored the first five points of the game and never trailed, despite shooting just 35% from the field. Wake Forest led 36-20 at halftime and made 73.9% (17-23) of its free throws in the second half to maintain a comfortable advantage.

L.D. Williams led Wake Forest with 19 points and 13 rebounds. Freshman guard Jeff Teague added 15 points and freshman forward James Johnson added 11 points and six rebounds.

JOHNSON AMONG SINGLE GAME LEADERS

Senior guard Justin Johnson connected on seven three-point field goals in Iowa's opening win over Idaho State. Johnson's 21 points marked a career high as he hit 7-12 three-point attempts. He did not make a two point field goal or attempt any free throws.

The seven three-pointers ties as the third best total for a single game at Iowa. Chris Kingsbury holds the record, hitting nine treys in two different games. Johnson joins Kingsbury (three times), Jeff Horner and Jeff Moe with seven three-pointers in a game.

Johnson was held to just three points in the win over Northern Colorado (1-5 treys) while adding three rebounds and a career-high four assists. He came back with a strong performance in a win over Florida Gulf Coast, collecting 19 points, seven rebounds, three assists and three steals. He added 19 points in the win over Maryland Eastern Shore and leads the team in scoring at 15.3 points per game after scoring 16

History & Record Book Online

Iowa's History and Record Book, the supplement to the 2007-08 basketball media guide, is available online at hawkeyesports.com, the official website of the University of Iowa athletic department. After opening the Iowa website, click on Men's Basketball at the top of the page under "The Hawkeyes". Once at the basketball site, click on the History and Record Book on the right side of the page under the Stats and More heading. Copies of the History and Record Book are also available through the UI Sports Information office.

points in the loss to Bradley and 14 against Utah State. He was named to the all-tournament team at the South Padre Island Invitational.

GORNEY GRABS CAREER HIGH

Senior forward Seth Gorney collected a career-best 11 rebounds in Iowa's win over Florida Gulf Coast. His previous best of nine rebounds came against Northern Iowa last season. Gorney is averaging 5.2 rebounds and 5.2 points while shooting 52% from the field.

BOHALL GETS SCORING BEST

Sophomore guard Dan Bohall set a career scoring high with 14 points in the win over Northern Colorado. He made 3-6 field goals and 7-8 free throws and also collected six rebounds. He had a career-best six assists in a win over Idaho State and added eight points, four rebounds and four assists in a win over Florida Gulf Coast. Bohall added 10 points and five assists in a win over Maryland Eastern Shore. Bohall is averaging 6.5 points and 3.7 assists and is shooting 80% from the free throw line.

LOOBY IN THE PAINT

Senior Kurt Looby has played well in the paint through Iowa's first six games. Looby is averaging a team-best 7.2 rebounds and is scoring 7.8 points a game while shooting 75% (21-28) from the field. Looby, who had a season-best 10 rebounds in the opening game of the season, also leads Iowa with 15 blocked shots, raising his career total to 68 blocks. He had 12 points and eight rebounds in the loss to Bradley and added 10 points and eight rebounds vs. Utah State.

He leads the Big Ten Conference in field goal percentage and ranks second in blocked shots and ninth in rebounding.

PETERSON STEPS RIGHT IN

Freshman guard Jeff Peterson has stepped into the starting line-up and ranks second in minutes played. Peterson had 12 points, nine assists and no turnovers in his first college game. He added 20 points in a win over Northern Colorado and added nine points and four assists against Florida Gulf Coast. He is averaging 8.7 points and a team-best four assists per game.

TOP HOME PERCENTAGE

Iowa posted a 44-5 (.896) record in Carver-Hawkeye Arena over the last three seasons (2005-07) and is 4-0 in home games to start the 2007-08 campaign. That mark ranks as Iowa's best home court winning percentage over any three year period in which Iowa won at least 40 games.

Iowa's winning percentage in Big Ten home games (20-4, .833) over the last three seasons is also the best percentage since the conference began playing more than 14 league games in 1974.

Following is a ranking of Iowa's best home court record over any three-year period, with a minimum of 40 wins:

Percentage	Record	Years
.898	44-5	2005-07
.875	42-6	1987-89
.872	41-6	2004-06
.854	41-7	1991-93
.851	40-7	1985-87
.837	41-8	1995-97
.816	40-9	1988-90

IOWA TOUGH AT HOME

Iowa has won 36 of its last 38 games in Carver-Hawkeye Arena. Iowa's recent win streak included 21 straight overall wins and 12 straight Big Ten Conference wins. Iowa has won nine of its last 10 home games against ranked opponents. The Hawkeyes posted a 14-2 home record in 2006-07 (losses to Northern Iowa and Wisconsin) after a perfect 17-0 mark in 2006.

NATIONAL COACH OF THE YEAR

Iowa Coach Todd Lickliter was named the 2007 Division I national Coach of the Year by the National Basketball Coaches (NABC) after leading Butler to 29 wins and a spot in the NCAA Sweet Sixteen.

With Iowa football Coach Kirk Ferentz earning national Coach of the Year in 2002, Iowa is one of three Division I institutions to have a former football and men's basketball national Coach of the Year currently coaching their respective team. The others are Florida (Urban Meyer and Billy Donovan) and Tennessee (Phillip Fulmer and Bruce Pearl).

LEADING THE TEAM

Following is the number of times a player led Iowa in scoring, rebounding, assists and steals. If two or more players tied for the team lead, all have been credited for that game:

Player	Scoring	Rebounding	Assists	Steals
J.R. Angle				
Dan Bohall			3	
Jarryd Cole		1		1
Tony Freeman				
Seth Gorney		1		
Justin Johnson	5		1	2
Jake Kelly				2
Kurt Looby		4		1
Jeff Peterson	1		3	1
Cyrus Tate				1

Big Ten Standings/Schedule

	Big Ten			All Games		
	W	L	PCT	W	L	PCT
Wisconsin	0	0	.000	5	0	1.000
Minnesota	0	0	.000	3	0	1.000
Purdue	0	0	.000	3	0	1.000
Illinois	0	0	.000	4	1	.800
Indiana	0	0	.000	4	1	.800
Michigan State	0	0	.000	4	1	.800
Ohio State	0	0	.000	4	1	.800
Iowa	0	0	.000	4	2	.667
Michigan	0	0	.000	3	3	.500
Penn State	0	0	.000	2	3	.400
Northwestern	0	0	.000	1	3	.250

Monday, November 26

Wake Forest at Iowa, 6:05 p.m., ESPN2

Tuesday, November 27

Georgia Tech at Indiana
 Minnesota at Florida State
 Northwestern at Virginia
 Purdue at Clemson
 Wisconsin at Duke

Wednesday, November 28

Illinois at Maryland
 Boston College at Michigan
 North Carolina State at Michigan State
 North Carolina at Ohio State
 Virginia Tech at Penn State

Friday, November 30

Louisiana-Monroe at Iowa, 8:05 p.m., BTN

Saturday, December 1

Eastern Illinois/Rice at Iowa, 8:05 p.m., BTN
 Weber State at Illinois
 Indiana at Southern Illinois
 Michigan at Harvard
 Jacksonville at Michigan State
 Ohio State at Butler
 Penn State at St. Joseph's
 Indiana State at Purdue
 UC Riverside at Minnesota

REACHING DOUBLE FIGURES

Following are Iowa's number of double figure games in scoring and rebounding, both for the 2007-08 season and for their career:

	Points		Rebounds	
	'07-08	Career	'07-08	Career
Dan Bohall	2	2	0	0
Jarryd Cole	1	1	0	0
Tony Freeman	0	13	0	0
Seth Gorney	0	6	1	1
Justin Johnson	5	9	0	0
Jake Kelly	1	1	0	0
Kurt Looby	2	4	1	3
Jeff Peterson	2	2	0	0
Cyrus Tate	0	3	0	2

IOWA'S STATISTICAL COMPARISONS

	All Games	Big Ten	Home Games	Away Games	IA Wins	IA Losses
Record	4-2		4-0	0-2	4-0	0-2
Points	60.3		61.0	59.0	61.0	59.0
Opp. Pts	54.8		46.8	71.0	46.8	71.0
FG%	.453		.460	.440	.460	.440
FG Def.	.378		.335	.466	.335	.466
3-PT%	.343		.344	.341	.344	.441
3-pt. Def.	.328		.247	.467	.247	.467
FT%	.696		.697	.696	.697	.696
REB	33.5		35.8	29.0	35.8	29.0
AST	13.7		13.3	14.5	13.3	14.5
TO	16.0		18.0	12.0	18.0	12.0
STL	6.0		7.5	3.0	7.5	3.0
BLK	4.3		5.3	2.5	5.3	2.5

HOME, AWAY COMPARISONS

In its four home games, Iowa has outscored its opponents by a 14.3 margin, shooting 46.8% from the field while holding its opponent to 33.5% shooting. Iowa holds a 35.8-29.8 rebounding advantage.

In two games away from Carver-Hawkeye Arena (both neutral site games), Iowa has been outscored 71.0-59.0. The Hawkeyes are shooting 44% from the field while opponents are shooting 46.6%. The opponents hold a 32.0-29.0 rebounding margin.

STARTING LINE-UPS

Iowa has used the same starting line-up in its six games. Following is Iowa's record by line-up, with the most recent starting unit in bold:

Gorney, Looby, Bohall, Johnson, Peterson 4-2
(ID State, UNCO, FGCU, UMES, BU, USU)

OFF THE BENCH

The Iowa reserves are averaging 16.8 points and 10 rebounds per game, compared to 8.5 points and 6.3 rebounds by the opponent reserves.

Iowa is 4-2 when the reserves outscore the opponent's reserves and 0-0 when the opponent reserves scored more points.

Iowa is 3-2 when the Hawkeye reserves have more rebounds than the opponent reserves and 1-0 when the opponent reserves have more rebounds. Following is a game-by-game comparison with opponents:

Opponent	Iowa		Opponent	
	Pts.	Rebs.	Pts.	Rebs.
Idaho State	11	13	5	5
No. Colorado	10	4	9	9
FL Gulf Coast	16	8	7	4
MD Eastern Shore	23	15	3	5
Bradley	17	10	14	8
Utah State	24	120	13	7
Totals	101	60	51	38
Average	16.8	10.0	8.5	6.3

Hy-Vee Cy-Hawk Series

Iowa State currently leads the fourth annual Hy-Vee Cy-Hawk Series, 10-3. The Cyclones have picked up victories in football, men's golf, volleyball and men's cross country. Both Iowa and Iowa State earned a point after a scoreless draw in women's soccer and Iowa gained two points in women's cross country.

Iowa captured the third Hy-Vee Cy-Hawk Series, 14-9 in 2006-07. The Hawkeyes hold a 2-1 advantage in the in-state competition against their rivals from Iowa State that began in 2005.

Last season, the Hawkeyes captured victories in women's soccer (1-0, OT), football (27-17), wrestling (24-6) men's basketball (77-59), women's swimming & diving (181.5-117.5) and softball (2-1).

Iowa captured the inaugural Cy-Hawk Series in 2005 registering a 13-8 margin of victory. Iowa State evened the competition with its own 13-8 triumph in 2006.

The 12-sport series awards two points (except football, which is worth three) to the winning school in each head-to-head match-up between the two institutions. Additionally, one point is awarded to an institution if the graduation rate of its student-athletes is greater than the national average as reported each fall by the NCAA. Iowa earned the academic points all three years, whereas Iowa State failed to earn the extra points in 2004 and 2005.

A new total of 27 points (13 events) is up for grabs in 2007-08.

A commemorative Hy-Vee Cy-Hawk Series Cup, which stands 31 inches tall and weighs 19 pounds, is displayed on the winning team's campus for an entire year after a victory. Replica cups are also presented as "traveling trophies" for individual victorious teams in the head-to-head competition.

This season's fourth annual Hy-Vee Cy-Hawk Series schedule is listed below:

Date	Event	Site/Result
9/4	Men's Golf (2 points)	ISU
9/8	Volleyball (2 points)	ISU
9/9	Women's Soccer (2 points)	Tie
9/15	Football (3 points)	ISU
11/10	Men's Cross Country (2 points)	ISU
11/10	Women's Cross Country (2 points)	Iowa
12/5	Women's Basketball (2 points)	Ames
12/7	Women's Swim. & Diving (2 points)	Ames
12/8	Men's Basketball (2 points)	Ames
12/9	Wrestling (2 points)	Ames
2/22	Women's Gymnastics (2 points)	Ames
3/7	Women's Gymnastics (2 points)	Iowa City
4/1	Softball (2 points)	Ames

Academic Opportunities

Two points for an institution if the student-athlete graduation rate for all student-athletes is greater than the national average for all student-athletes, according to the annual graduation rate report issued each September/October by the NCAA.

OVERCOMING DEFICITS

The biggest deficit Iowa has overcome to get a victory is seven points, that in a 65-48 win over Maryland Eastern Shore.

The biggest deficit overcome by an Iowa opponent is seven, that by Bradley in a 67-56 win over Iowa.

SCORING BY HALVES

Iowa has outscored its opponents 167-157 in the first half and 195-172 in the second half. Iowa has led at halftime in four games and the Hawkeyes have outscored their opponent in the second half in three games. The second half scoring was even in the win over Idaho State.

IOWA FROM THE FREE THROW LINE

Iowa has made at least 80% of its free throws in two games and at least 70% of its free throws in three games, with a season-best 81.3% (26-32) vs. Maryland Eastern Shore and Utah State (13-16). Iowa has posted a 2-1 record when shooting at least 70% from the free throw line. Following is Iowa's won-loss breakdown based on free throw percentage:

Iowa FT%	W-L	Iowa FT%	W-L
Under 50%	0-1	70-79%	1-0
50-59%	1-0	80-89%	1-1
60-69%	1-0	90-100%	0-0

HAWKEYE GAME NOTES & TRENDS

- Iowa is 0-0 when scoring 80 points or more, 0-0 when scoring between 70-80 points, 2-1 when scoring between 60-70 points and 2-1 when scoring less than 60 points.
- Iowa is 4-0 when holding its opponent to less than 60 points, 0-1 when holding its opponent between 60-70 points and 0-1 when the opponent scores over 70 points.
- Iowa is 3-1 when collecting more assists than the opponent, 1-1 when the opponent has more assists and 0-0 when assists were even.
- Iowa is 1-0 when having fewer turnovers than its opponent, 3-1 when the opponent has fewer turnovers and 0-1 when turnovers are equal.
- Iowa is 2-0 when collecting more steals than its opponent, 2-1 when the opponent had more steals and 0-1 when steals are equal.
- Iowa is 0-0 when five reach double figures, 0-0 when four reach double figures; 0-2 when three score in double figures, 3-0 when two players score in double figures and 1-0 when one scores in double figures.
- Iowa is 4-0 when leading at halftime, 0-2 when trailing at intermission and 0-0 when tied at halftime.
- Iowa is 3-2 when controlling the opening tip and 1-0 when not controlling the tip.
- Iowa is 0-0 in games decided by 10 points or less, including a 0-0 record in games decided by five points or less.
- Iowa is 0-2 in neutral site games, dropping contests to Bradley and Utah State at the South Padre Island Invitational in late November.

Hawkeyes Add Four Recruits

University of Iowa men's basketball Coach Todd Lickliter announced the signing of four student-athletes to national letters of intent to join the Hawkeye basketball program next fall.

The additions to the program are Iowa City native Matt Gatens, Anthony Tucker from Minnetonka, MN, Andrew Brommer from Rosemount, MN and Jermain Davis from Plymouth, MN.

Gatens (6-5, 210) attends Iowa City HS. He committed to the Iowa program as a 15-year-old ninth grader. A member of the varsity since his ninth grade season, Gatens averaged 18 points, 5.5 rebounds and four assists as a freshman.

He ranks as the all-time scoring leader at Iowa City HS with 1,353 career points heading into his senior season, a career average of 20 points per game. He is also an 82% career shooter from the free throw line.

At Iowa City High he has twice been named to the Iowa Newspaper Association all-state team and the Des Moines Register all-state team. He has earned all-conference recognition in the Mississippi Valley Conference in each of the past three seasons. His father, Mike, was an Iowa basketball letterman from 1974-76.

Tucker (6-4, 195) averaged 16.4 points and 5.7 rebounds as a junior at Minnetonka HS under Coach John Hedstrom. He has been a unanimous all-conference selection for three seasons and is the only player to be a unanimous selection as a ninth grader. He earned all-Metro honors and second team all-state recognition from the *St. Paul Pioneer Press*. He has scored 1,250 career points and could become Minnetonka's all-time scoring leader as a senior.

Tucker earned first team all-state honors last season after being named to the second all-state team as a sophomore. He is a two-year team captain and was recently named to the Minnetonka Honor Society for Leadership.

Brommer (6-9, 220) is a versatile forward who attends Rosemount HS and played two seasons on the same summer AAU team (43 Hoops) with Tucker.

Brommer begins his final prep season with 838 career points. He averaged 17 points, nine rebounds, three assists and three blocks per game as a junior as his prep team posted a 9-17 overall record.

Brommer serves as team captain for Coach Mike Manning and earned all-conference honors as both a sophomore and junior.

Davis (6-4, 200) is a shooting guard who is in his first season at Kirkwood Community College in Cedar Rapids, IA after attending Southeastern Community College in Burlington as a freshman. In one season at Southeastern Davis averaged 10.9 points while leading the team in assists and ranking third in steals.

Davis attended Robbinsdale Cooper HS in New Hope, MN, where he helped his prep team post a 27-4 record as a senior. That team set a school record for wins in a season and finished second in the Class 4-A state tournament. Davis was named to the all-tournament team at the state tournament. He earned all-conference honors in the North Suburban Conference and shared conference MVP honors as a senior.

Davis averaged 15.3 points per game as a junior and senior and was named to the all-defensive team in the metro area. A solid defensive player, he also averaged four steals, five rebounds and 3.4 assists during his prep career. As a senior he shot 54% from the field, including 41% from three-point range.

Iowa on the Big Ten Network

A majority of Iowa's games throughout the 2007-08 season will appear on national cable television via the Big Ten Network.

The Big Ten Network is available on the basic level of service offered by 67 locally-owned and locally-operated cable television systems across the state of Iowa. It is also available through the nation's two satellite television companies, DirectTV and Dish Network. Currently, more than 50 percent of the homes in Iowa have access to the Big Ten Network, as do more than 30 million homes nationwide. The Big Ten Network is the fastest growing television network in television history, reaching 30 million homes in its first 30 days of existence.

IOWA SEEKS EIGHTH STRAIGHT

Iowa is seeking its eighth straight winning campaign, which would establish a school record. Iowa's current streak began with a 23-12 record in 2000-01 and includes three seasons of more than 20 wins and six post-season appearances (three NCAA, three NIT).

Iowa also had seven straight winning seasons from 1950 through 1956. Pops Harrison, Bucky O'Connor and Rollie Williams all coached the Hawkeyes during those years. Only a 10-10 record in 1949 kept Iowa from 13 consecutive winning seasons (1944-56).

Harrison coached Iowa to five straight winning seasons from 1944-48, Lute Olson coached Iowa to winning seasons from 1979-83, George Raveling and Tom Davis combined to coach Iowa to winning seasons from 1985-89 and Davis coached Iowa to winning seasons from 1995-99. Iowa had five consecutive winning seasons on three occasions, 1979-83, 1985-89 and 1995-99.

Iowa is one of four Big Ten teams to post a winning record in each of the last seven seasons, joining Illinois, Michigan State and Wisconsin.

IOWA ON THE TUBE

All but one Iowa game throughout the 2007-08 season will be televised, with the only exception being the final round of the South Padre Island Invitational against Utah State.

The majority of Iowa's non-conference games are scheduled for the Big Ten Network. Iowa's home game with Wake Forest will be televised on ESPN2. The contest at Northern Iowa will air on FOX and the game at Iowa State will appear on ESPNU.

THE RETURNING CAST

Iowa returns three starters and six lettermen from 2007. The returning starters include senior center Kurt Looby, junior guard Tony Freeman and junior forward Cyrus Tate. Freeman is currently out of action due to injury.

Freeman started 17 of 31 games a year ago. He led the team in assists (3.7) and ranked third in scoring (7.5) and steals (1.1). Looby started 19 games, averaging 3.8 points and 4.6 rebounds. He led Iowa and ranked fourth in the Big Ten in blocked shots (1.7) per game. His 53 blocked shots rank eighth-best for a single season at Iowa.

Tate started 22 games last season, averaging 4.2 points and 4.4 rebounds per game.

Iowa Results on Nov. 26

6 Wins, 2 Losses

1977	Iowa State	L	78-79
1983	* Illinois Wesleyan	W	86-60
1984	* Gonzaga	W	62-40
1988	* McNeese State	W	77-56
1991	* Western Illinois	W	95-58
1996	Louisiana State+	L	60-70
2002	Drake	W	50-49
2005	* Texas-San Antonio	W	79-46

Along with the six returning lettermen, Iowa also returns sophomore guard Dan Bohall and sophomore forward David Palmer. Palmer sat out last season as a redshirt transfer. The Hawkeye roster includes three true freshmen.

With the seven returning players who saw action a year ago, Iowa returns 41.1% of its scoring, 55.3% of its rebounding, 44.1% of its assists and 47.7% of its steals. Iowa's returning players shot 45.7% from the field, 40% from three-point range and 66.5% from the free throw line.

IOWA PROGRAM REACHES 1,400 WINS

The Iowa basketball program reached 1,400 wins (now at 1,442) with a 79-46 victory over Texas-San Antonio on Nov. 26, 2005. Iowa ranks 34th on the all-time list for victories and is one of 41 NCAA Division I programs with as many as 1,400 wins. Iowa's basketball history includes 73 winning seasons and 24 years in which the Hawkeyes have won 20 or more games. Iowa (with 22) is one of 31 programs to earn more than 20 invitations into the NCAA Tournament.

THE HAWKEYE ROSTER

The Iowa roster includes 11 players. The squad includes three seniors, three juniors, two sophomores and three freshmen.

Along with Iowa native Dan Bohall, the roster includes two players from Illinois and Indiana and one from Maryland, Missouri, Ohio, Tennessee, Texas and St. John's, Antigua.

SEASON TICKETS ON SALE FOR 2007-08

- Season tickets are available for 2007-08, including general public (\$336), UI faculty and staff (\$272) and UI students (\$95).
- Weekend package tickets for four Big Ten Conference home games are on sale for \$100. The package includes games vs. Michigan State (Jan. 12), Penn State (Jan. 26), Ohio State (Feb. 2) and Illinois (Mar. 1-2).
- Single game tickets are available for \$20 for all games except Big Ten Conference weekend games, Wisconsin, Drake and Monday's Big Ten/ACC Challenge against Wake Forest. Tickets for those games are \$25. UI students can purchase single game tickets for \$15 on the day of the game, when available.
- A \$10 youth ticket (age 18 and below) is available for games vs. Southeastern Louisiana and both nights of the Hawkeye Challenge this weekend.

Iowa In Big Ten Statistics

Category	Stat	Rank
FG% Defense	.378	2nd
Scoring Defense	54.8	3rd
Field Goal %	.453	T5th
Blocked Shots	4.3	6th
3-Pt. Field Goal %	.343	6th
Assists	13.7	7th
Scoring Margin	+5.5	7th
Rebounding Margin	+3.0	7th
3-PT FG Defense	.328	8th
Free Throw %	.696	8th
Steals	6.0	8th
3-Pt. FG Per Game	6.0	9th
Turnover Margin	-2.2	10th
Scoring Offense	60.3	11th
Ast./TO Ratio	0.9	11th

INDIVIDUAL STATISTICS

Category	Player	Stat	Rank
FG %	Kurt Looby	.750	1st
Blk. Shots	Kurt Looby	2.5	2nd
	Justin Johnson	1.0	T14th
Free Throw %	Dan Bohall	.800	14th
Assists	Jeff Peterson	4.0	T6th
	Dan Bohall	3.7	10th
Scoring	Justin Johnson	15.3	8th
Rebounding	Kurt Looby	7.2	9th
	Seth Gorney	5.2	T20th

- Discounted tickets to select home games, earmarked for purchase by groups of 20 or more, are also available for purchase. For information about group ticket packages, fans should call the UI Sports Marketing Office at (319) 335-9431.
- Fans interested in obtaining men's basketball tickets can do so at the UI Athletic Ticket Office, located in Carver-Hawkeye Arena, by calling the ticket office at 1-800-IA-HAWKS or by visiting the UI website at hawkeyesports.com.

HAWKEYES SET ARENA RECORD

Iowa set a Carver-Hawkeye Arena (opened in 1983) record with 12 consecutive Big Ten Conference home wins over the course of the 2006 and 2007 seasons. The streak was snapped Jan. 28 when second-ranked Wisconsin won in Iowa City. Following the loss to Wisconsin the Hawkeyes concluded the 2007 season by winning their final four home games, improving to 15-1 in Big Ten games and 31-2 overall over the past two seasons in Carver-Hawkeye Arena.

Prior to the Badger loss, Iowa had not lost a Big Ten home game since a 75-65 loss to top-ranked Illinois on Feb. 19, 2005.

Iowa's record for consecutive home wins in league play is 14 straight. That mark was set during the 1980-81 and 1981-82 seasons when home games were played at the Iowa Field House.

IOWA TO HOST HAWKEYE CHALLENGE

Iowa will host the 26th annual Hawkeye Challenge Friday and Saturday. Iowa will meet Louisiana-Monroe in the first round, while Rice will face Eastern Illinois in the opening game Friday evening. Rice participated in the event early in the 1997-98 season, while Louisiana-Monroe and Eastern Illinois will take part for the first time.

Iowa was won four previous meetings with Eastern Illinois and all three meetings against Louisiana-Monroe when that school was named Northeast Louisiana. Iowa's only meeting with Rice resulted in an 81-52 Hawkeye win in the Hawkeye Challenge.

Iowa will meet either Rice or Eastern Illinois in the second game Saturday evening, with tip-off slated for 8:05 p.m.

HAWKEYE SCHEDULE NOTES

- Iowa's schedule includes 19 home games. This marks the third straight season Iowa has opened with an exhibition contest against a member of the Iowa Conference.
- For the first time since 1997, Iowa will host nine Big Ten Conference games, as the league has expanded the schedule to include 18 league games. Iowa does not play at Illinois this season, while Minnesota does not visit Carver-Hawkeye Arena.
- Iowa will meet Louisiana-Monroe in the first round of the Hawkeye Challenge. The Hawkeyes own a 3-0 series advantage of the school that was previously known as Northeast Louisiana University. In the 1993 NCAA Tournament, Iowa played both Louisiana-Monroe (W, 82-69) and Wake Forest (L, 78-84). The Hawkeyes, this week, will meet both teams again, facing Wake Forest Nov. 26 and Louisiana-Monroe Nov. 30, both in Iowa City.

IOWA IN TOURNAMENT PLAY

Iowa has fared well while taking part in regular-season tournaments over the past 25 years. In that time Iowa has won the Great Alaska Shootout (1986-87), the Cal-Irvine Anteater Classic (1986-87), the Maui Classic (1987-88), the San Juan Thanksgiving Shootout (1992-93), the San Juan Christmas Shootout (1997-98), the Big Ten Conference Tournament in 2001 and 2006 and its own invitational 24 times.

In addition, Iowa was runner-up in the 1985-86 Far West Classic, the 1987-88 All-College Tournament, the 1988-89 Chaminade Classic, the 1991-92 Tampa Tribune Holiday Invitational, the 1994-95 Rainbow Classic, the 1995-96 Great Alaska Shootout, the 1999-00 Coaches vs. Cancer Classic, the 2001-02 Guardians Classic, the 2005-06 Guardians Classic, the 2002 Big Ten Conference Tournament and the 2004 Maui Invitational.

IOWA RECORD BY CONFERENCE

Iowa, in non-conference action, has played two teams from the Big Sky Conference and one from the Atlantic Sun, Mid-Eastern Atlantic, Missouri Valley and Western Athletic. Iowa will also meet two additional teams from the Missouri Valley, along with foes from the Atlantic Coast, Big 12, Ohio Valley, Sun Belt, Conference USA and Southland conferences. Following is a breakdown of Iowa's record by conference:

Atlantic Sun	1-0	Missouri Valley	0-1
Big Sky	2-0	Western Athletic	0-1
Mid-Eastern Athletic	1-0		

IOWA IN LAS VEGAS NEXT SEASON

Iowa will take part in the Las Vegas Invitational during the early portion of the 2008-09 season. The 2008 event will take place Nov. 28-29, 2008 at the Orleans Arena in Las Vegas. Iowa's bracket of opponents in Las Vegas will include Kentucky, Kansas State and West Virginia.

Similar to the South Padre Island Invitational this season, Iowa will have two home games in the event before traveling to Las Vegas for two games. Possible first and second round opponents include Southeast Missouri State, Oakland University, Delaware State and Longwood University.

Kansas defeated eventual national champion Florida in the championship game of the tournament a year ago, while North Carolina and Louisville highlight the field this year.

Participating schools will each have their share of tickets available to sell after this season is completed. The general public will have a chance to purchase a limited number of tickets for the final rounds in Las Vegas beginning Saturday, Nov. 3 at 1 p.m. EST at the Orleans Arena. For ticket information, please contact the Orleans Arena at (702) 284-7777 or on the web at www.orleansarena.com.

NO THREE-POINTERS

Since the three-point shot became part of the college game, Iowa has played 14 games in which it has failed to make a three-point attempt. Iowa had made at least one three-point basket in 53 straight games before missing all five attempts in a 71-61 home win over Purdue in 2004. Iowa's current streak includes at least one three-point basket in 124 straight games.

Following is a list of games in which Iowa did not make a three-point basket (11-3 record). During the 1982-83 season, when the three-point shot was first added, the number of three-point attempts in some games is unavailable.

Date	Opponent	3-pt.	Result
1/7/04	Purdue	0-5	W, 71-61
2/13/02	Penn State	0-9	L, 65-71
12/8/92	Northern Iowa	0-5	W, 64-44
12/6/91	Army	0-8	W, 74-39
12/12/88	Jackson State	0-3	W, 86-71
12/19/87	Iowa State	0-7	L, 100-102
2/10/83	Purdue	0-1	W, 55-46
12/29/82	Seton Hall	0	W, 85-63
12/28/82	James Madison	0	W, 55-47
12/18/82	UCLA	0	L, 66-75
12/11/82	Southern Cal	0	W, 66-55
12/8/82	Marquette	0	W, 87-66
12/3/82	Navy	0	W, 76-65
11/27/82	Brigham Young	0	W, 91-80

POST-SEASON OPPONENTS

Iowa's 2007-08 schedule includes 15 games against teams that advanced to post-season play a year ago. Iowa will play 11 games against six Big Ten opponents that appeared in the 2007 NCAA Tournament, including two games with national runner-up Ohio State. The Hawkeyes have four games against teams that were in the NIT a year ago (Michigan twice, Bradley, Utah State).

IOWA VS. THE FIELD

Iowa posted a 6-10 record while playing 11 teams that advanced to post-season play last season. That included a 4-9 record against eight teams that competed in the NCAA Tournament and a 2-1 record against three teams that were in the NIT.

IOWA ATTENDANCE IMPROVES AGAIN

Iowa drew an average of 12,196 fans for its 16 home games during the 2006-07 season. That average ranks as an improvement over each of the last two seasons, as Iowa averaged 12,006 fans in 2006. Iowa annually ranks among the top teams in the nation in home attendance.

IOWA VS. RANKED TEAMS

These are Iowa's most recent wins vs. nationally ranked opponents:

At Home:	81-75 over 25th-ranked Indiana, 2/3/07
On the Road:	70-67 over 21st-ranked Indiana, 2/11/06
Neutral Court:	67-60 over 7th-ranked Ohio State, 3/12/06 In semi-finals of Big Ten Tournament

IOWA IN THE NCAA TOURNAMENT

Iowa made its 22nd appearance in the NCAA Tournament in 2006. Iowa earned the Big Ten Conference's automatic bid by virtue of claiming the league's tournament title.

The Hawkeyes hold an overall record of 27-24 in the tournament, advancing to the Final Four in 1955 (fourth), 1956 (second) and 1980 (fourth). Iowa reached the regional championship in 1987 and lost in the regional semi-final in 1988 and 1999.

IOWA INFORMATION ON THE WEB

Iowa basketball information is available on the University of Iowa's web site, hawkeyesports.com. Once you have entered the web site, you may obtain biographical information on Iowa players and coaches, game notes, game stories and box scores from all games throughout the season, plus team and individual cumulative stats and a pdf version of Iowa's History and Record book.

Members of the media who wish to have this information forwarded via e-mail throughout the season may do so by contacting the Iowa Sports Information office with your e-mail address.

IOWA PHOTOS AVAILABLE

Up-to-date head shots of all Iowa players and coaches are available on the internet at pics.hawkeyebasketball.com. Contact the Iowa Sports Information office if you are in need of additional photos.

HIGH SPEED CONNECTIONS

For members of the media who cover Iowa home games on a regular basis, high speed connections are available, at no charge, in the media seating area of Carver-Hawkeye Arena. You are asked to provide your own Ethernet cord. A limited number of phone lines are also available.

Media covering Iowa basketball on a regular basis should have their own telephone line installed.

COACH LICKLITER WITH THE MEDIA

Following is a list of dates for basketball news conferences with Todd Lickliter. The news conferences will be held at 2 p.m. in the Press Room at Carver-Hawkeye Arena. Selected players will be available for interviews following the sessions with Coach Lickliter. Following are the news conference dates:

November	Wed., 28th			
December	Mon, 3rd	Tue, 11th		
January	Mon, 7th	Mon, 14th	Mon, 28th	
February	Mon, 4th	Wed, 13th	Mon, 18th	Mon, 25th
March	Mon, 3rd	Mon, 10th		

IN-SEASON TELE-CONFERENCES

Following is a list of tele-conference dates with Coach Todd Lickliter. Each call will begin at 10:30 a.m. CT. Members of the media need to contact the UI Sports Information office for the dial in number and other details. Here are the tele-conference dates:

December	Fri, 7th	Thu, 27th	Mon, 31st	
January	Fri, 4th	Fri, 11th	Fri, 18th	Fri, 25th
February	Fri, 1st	Fri, 8th	Fri, 22nd	Fri, 29th

Coach Lickliter will also be available on the Big Ten tele-conference calls, which take place each Monday during the Big Ten season.

BIG TEN TELE-CONFERENCES

The Big Ten Conference office has scheduled tele-conferences with men's basketball coaches each week during the Big Ten portion of the 2007-08 season. The first tele-conference will be held Monday, Dec. 10, with the weekly calls beginning Monday, Jan. 7 and running through March 10.

The tele-conferences are held each Monday from 9-11 a.m. CT. The calls will be available for play-back for 24 hours.

Contact the Big Ten office or the Iowa Sports Information office for the tele-conference and play-back phone numbers. Following is the coach's order of appearance:

9:00	Kelvin Sampson, Indiana	10:-00	Tom Izzo, Michigan State
9:10	Todd Lickliter, Iowa	10:10	Bo Ryan, Wisconsin
9:20	Tubby Smith, Minnesota	10:20	John Beilein, Michigan
9:30	Bill Carmody, Northwestern	10:30	Thad Matta, Ohio State
9:40	Ed DeChellis, Penn State	10:40	Bruce Weber, Illinois
9:50	Matt Painter, Purdue	10:50	Player of the Week

HIGHLIGHTS AND SOUND BITES ON SATELLITE

Sound bites with coaches and athletes from Iowa's winter sports teams are available each Wednesday throughout the winter.

The video sound bites are available from 3:30-3:45 p.m. CT and include all winter sports, including men's and women's basketball and wrestling. The satellite feeds begin Wednesday, Nov. 21 and will conclude on March 5. There will not be a highlight feed on Wednesday, Dec. 26.

Contact the Iowa Sports Information office for coordinate information.

HALK TALK WITH TODD LICKLITER


Fans of the University of Iowa basketball program may join Iowa Coach Todd Lickliter and radio announcer Gary Dolphin each week during the season for the "Hawk Talk with Todd Lickliter" radio call-in show. The show takes place each week at Carlos O'Kelly's Mexican Café in Iowa City from 7 to 8:30 p.m. The dates are Nov. 27; Dec. 3, 10 and 17; Jan. 7, 14, 21 and 28; Feb. 4, 11, 18 and 25; and Mar. 3 and 10.

A BUSY WEEK

The Hawkeyes host their own Hawkeye Challenge Friday and Saturday, meeting Louisiana-Monroe Friday evening (8:05 p.m., BTN). Rice and Eastern Illinois meet in the first game of the tournament at 5:45 p.m. Iowa will meet either Rice or Eastern Illinois at 8:05 p.m. (BTN) Saturday evening.

****4 - - J.R. Angle, Guard, 6-7, 200, Junior, Franklin, IN (Indian Creek HS)**

- Six points vs. Utah State
- Three points and three rebounds vs. Bradley
- Five points, three assists and two rebounds in Blowout
- Saw action in 28 of 31 games in 2007, with two starts
- Averaged 1.7 points and one rebound per game
- Career-high two assists in win over Purdue
- Five points and four rebounds in first career start against Iowa State
- Career-high eight points and two rebounds in win over Coppin State



Angle, Game-by-Game

Opp.	S	FG	3-PT	FT	O-D-RE	PF	TP	A	T	B	S	M
Idaho State					DNP							
N. Colorado	N	0-2	0-2	0-0	0-0-0	0	0	0	0	0	0	1
FL Gulf Coast					DNP							
MD E. Shore	N	0-0	0-0	0-0	0-0-0	0	0	0	1	0	0	11
Bradley (n)	N	1-1	1-1	0-0	1-2-3	3	3	1	1	0	0	9
Utah St. (n)	N	2-4	2-2	0-1	1-0-1	0	6	0	0	0	0	8
Wake Forest												
LA-Monroe												
Hawkeye Challenge												
at Northern IA												
at Iowa State												
Drake												
SE Louisiana												
Indiana												
at Wisconsin												
at Ohio State												
Mich. State												
Purdue												
at Michigan												
at Indiana												
Penn State												
at Purdue												
Ohio State												
Wisconsin												
at Minnesota												
Michigan												
Northwestern												
at Mich. State												
at Penn State												
Illinois												
at Northwestern												
Big Ten Tournament												

Career Bests


Points: 8 vs. Coppin State, 12/2/06
 Rebounds: 5 vs. Texas-Pan American, 12/1/06
 FGM: 3 vs. Coppin State, 12/2/06
 FGA: 4, three times, last vs. Utah State, 11/24/07
 FTM: 3 at Michigan State, 2/17/07
 FTA: 4 at Michigan State, 2/17/07
 Assists: 2 vs. Purdue, 2/21/07
 Steals: 2 vs. Georgia State, 12/20/06
 Blocks:
 Minutes: 18 at Drake, 12/16/06

Career Statistics

YEAR	G/GS	FG-A	PCT	3-PT	PCT	FT-A	PCT	O-D-RB	AVG	PF-DI	AS	TO	BK	ST	PTS	AVG
Fresh.	11/0	4-11	.364	2-5	.400	0-0	.000	1-5-6	0.5	2-0	1	6	0	0	10	0.9
Soph.	28/2	17-36	.472	4-9	.444	9-10	.900	9-19-28	1.0	31-0	9	9	0	5	47	1.7
Jun.	4/0	3-7	.429	3-5	.600	0-1	.000	2-2-4	1.0	3-0	1	2	0	0	9	2.3
Career	43/2	24-54	.444	9-19	.474	9-11	.818	12-26-38	0.9	36-0	11	17	0	5	66	1.5

15 - - Dan Bohall, Guard, 6-4, 193, Sophomore, Sioux City, IA (East HS)

- Five assists vs. Bradley
- 10 points, two rebounds and five assists in win over Maryland Eastern Shore
- Eight points and four rebounds in win over Florida Gulf Coast
- Career-highs with 14 points and six rebounds in win over Northern Colorado
- Six assists, five points and three rebounds in win over Idaho State in first career start
- Five points and three rebounds in exhibition win over Simpson College
- Nine points, four rebounds and three steals in Blowout
- Co-winner of 2007 Most Improved Award
- Played in 11 games in 2007, averaging 0.4 points and 0.1 rebounds
- Used redshirt and did not see action in 2005-06



Bohall, Game-by-Game

Opp.	S	FG	3-PT	FT	O-D-RE	PF	TP	A	T	B	S	M
Idaho State	Y	2-8	1-5	0-0	1-2-3	3	5	6	5	0	0	32
N. Colorado	Y	3-6	1-3	7-8	0-6-6	3	14	1	2	0	0	26
FL Gulf Coast	Y	2-7	1-5	3-4	0-4-4	2	8	4	3	0	2	32
MD E. Shore	Y	2-6	0-3	6-6	1-1-2	0	10	5	0	0	0	30
Bradley (n)	Y	0-2	0-1	0-0	0-1-1	0	0	5	3	0	0	15
Utah St. (n)	Y	1-3	0-2	0-2	1-1-2	3	2	1	1	0	0	17
Wake Forest												
LA-Monroe												
Hawkeye Challenge												
at Northern IA												
at Iowa State												
Drake												
SE Louisiana												
Indiana												
at Wisconsin												
at Ohio State												
Mich. State												
Purdue												
at Michigan												
at Indiana												
Penn State												
at Purdue												
Ohio State												
Wisconsin												
at Minnesota												
Michigan												
Northwestern												
at Mich. State												
at Penn State												
Illinois												
at Northwestern												
Big Ten Tournament												

Career Bests

Points:	14 vs. Northern Colorado, 11/14/07
Rebounds:	6 vs. Northern Colorado, 11/14/07
FGM:	3 vs. Northern Colorado, 11/14/07
FGA:	8 vs. Idaho State, 11/9/07
FTM:	7 vs. Northern Colorado, 11/14/07
FTA:	8 vs. Northern Colorado, 11/14/07
Assists:	6 vs. Idaho State, 11/9/07
Steals:	2 vs. Florida Gulf Coast, 11/18/07
Blocks:	
Minutes:	32, twice, last vs. Florida Gulf Coast, 11/18/07

Career Statistics

YEAR	G/GS	FG-A	PCT	3-PT	PCT	FT-A	PCT	O-D-RB	AVG	PF-DI	AS	TO	BK	ST	PTS	AVG
Fresh.	11/0	0-6	.000	0-1	.000	4-10	.400	0-1-1	0.1	3-0	0	1	0	2	4	0.4
Soph.	6/6	10-32	.313	3-19	.158	16-20	.800	3-15-18	3.0	11-0	22	14	0	2	39	6.5
Career	17/6	10-38	.263	3-20	.150	20-30	.667	3-16-19	1.1	14-0	22	15	0	4	43	2.5

50 - - Jarryd Cole, Forward, 6-7, 250, Freshman, Kansas City, MO (Winnetonka HS)

- Career-high 10 points and six rebounds vs. Utah State
- Six points and a career-high seven rebounds in win over Maryland Eastern Shore
- Career-highs with seven points, four points and three steals in win over Florida Gulf Coast
- Two points, one rebound and one steal in win over Idaho State
- Five points and four rebounds in exhibition win over Simpson College
- Nine points and six rebounds in Blowout
- Named first team all-state as a senior by prep coaches association and second team all-state by news media
- Named conference Most Valuable Player and MVP of district tournament
- Averaged 19.1 points, 13.7 rebounds and 5.2 blocked shots per game in leading team to 17-8 record as a senior



Cole, Game-by-Game

Opp.	S	FG	3-PT	FT	O-D-RE	PF	TP	A	T	B	S	M
Idaho State	N	1-1	0-0	0-1	1-0-1	3	2	0	0	0	1	14
N. Colorado	N	0-0	0-0	0-0	0-1-1	3	0	1	2	0	0	11
FL Gulf Coast	N	2-4	0-0	3-8	2-2-4	2	7	0	1	0	3	18
MD E. Shore	N	2-3	0-0	2-3	1-6-7	1	6	0	1	0	0	21
Bradley (n)	N	0-0	0-0	0-0	0-2-2	4	0	0	0	0	0	9
Utah St. (n)	N	3-7	0-1	4-4	2-4-6	2	10	1	0	1	0	25
Wake Forest												
LA-Monroe												
Hawkeye Challenge												
at Northern IA												
at Iowa State												
Drake												
SE Louisiana												
Indiana												
at Wisconsin												
at Ohio State												
Mich. State												
Purdue												
at Michigan												
at Indiana												
Penn State												
at Purdue												
Ohio State												
Wisconsin												
at Minnesota												
Michigan												
Northwestern												
at Mich. State												
at Penn State												
Illinois												
at Northwestern												
Big Ten Tournament												

Career Bests

Points: 10 vs. Utah State, 11/24/07
Rebounds: 7 vs. Maryland Eastern Shore, 11/20/07
FGM: 3 vs. Utah State, 11/24/07
FGA: 7 vs. Utah State, 11/24/07
FTM: 4 vs. Utah State, 11/24/07
FTA: 8 vs. Florida Gulf Coast, 11/18/07
Assists: 1, twice, last vs. Utah State, 11/24/07
Steals: 3 vs. Florida Gulf Coast, 11/18/07
Blocks:
Minutes: 25 vs. Utah State, 11/24/07

Career Statistics

YEAR	G/GS	FG-A	PCT	3-PT	PCT	FT-A	PCT	O-D-RB	AVG	PF-DI	AS	TO	BK	ST	PTS	AVG
Fresh.	6/0	8-15	.533	0-1	.000	9-16	.563	6-15-21	35	15-0	2	4	1	4	25	4.2

****11 - - Tony Freeman, Guard, 6-1, 190, Junior, Maywood, IL (St. Joseph's HS)**

- Suffered a fracture to the fifth metatarsal in his left foot against Simpson College and will miss four to six weeks
- Four points in exhibition win over Simpson College before injury
- 18 points and five assists in Blowout
- Earned 2007 Chris Street Award
- Earned 2007 Academic Recognition Award
- Played in all 31 games in 2007, with 17 starts
- Averaged 7.5 points, 3.7 assists and 2.9 rebounds



Freeman, Game-by-Game

Opp.	S	FG	3-PT	FT	O-D-RE	PF	TP	A	T	B	S	M
Idaho State												INJ
N. Colorado												INJ
FL Gulf Coast												INJ
MD E. Shore												INJ
Bradley (n)												INJ
Utah St. (n)												INJ
Wake Forest												
LA-Monroe												
Hawkeye Challenge												
at Northern IA												
at Iowa State												
Drake												
SE Louisiana												
Indiana												
at Wisconsin												
at Ohio State												
Mich. State												
Purdue												
at Michigan												
at Indiana												
Penn State												
at Purdue												
Ohio State												
Wisconsin												
at Minnesota												
Michigan												
Northwestern												
at Mich. State												
at Penn State												
Illinois												
at Northwestern												
Big Ten Tournament												

Career Statistics

YEAR	G/GS	FG-A	PCT	3-PT	PCT	FT-A	PCT	O-D-RB	AVG	PF-DI	AS	TO	BK	ST	PTS	AVG
Fresh.	33/4	40-118	.339	21-69	.304	10-16	.625	8-34-42	1.3	42-1	53	55	0	19	111	3.4
Soph.	31/17	76-189	.402	35-99	.354	46-66	.697	14-76-90	2.9	45-0	116	69	1	33	233	7.5
Jun.																
Career	64/21	116-307	.378	56-168	.333	56-82	.683	22-110-132	2.1	87-1	169	124	1	52	344	5.4

*****53 - - Seth Gorney, Center, 7-0, 245, Senior, Vandalia, OH (Butler HS)**

- Eight points (3-4 FG's, 2-2 FT's) vs. Utah State
- Six points, five rebounds and three assists vs. Bradley
- Four points and six rebounds in win over Maryland Eastern Shore
- Career-high 11 rebounds in win over Florida Gulf Coast
- Eight points and four rebounds in win over Northern Colorado
- Three points and three rebounds in win over Idaho State
- Seven rebounds in exhibition win over Simpson College
- Eight points and three rebounds in Blowout
- Played in all 31 games in 2007, with 17 starts
- Averaged 5.5 points and 3.8 rebounds, shooting .575 from the field
- Career-high 12 points and five rebounds at Indiana



Gorney, Game-by-Game

Opp.	S	FG	3-PT	FT	O-D-RE	PF	TP	A	T	B	S	M
Idaho State	Y	1-3	0-0	1-2	0-3-3	3	3	0	1	0	0	18
N. Colorado	Y	4-7	0-0	0-0	1-3-4	1	8	0	2	0	0	22
FL Gulf Coast	Y	1-4	0-0	0-0	2-9-11	1	2	1	0	0	0	22
MD E. Shore	Y	1-3	0-0	2-2	1-5-6	0	4	0	0	0	1	17
Bradley (n)	Y	3-4	0-0	0-0	1-4-5	2	6	3	2	1	0	29
Utah St. (n)	Y	3-4	0-0	2-2	0-2-2	0	8	0	0	0	0	18
Wake Forest												
LA-Monroe												
Hawkeye Challenge												
at Northern IA												
at Iowa State												
Drake												
SE Louisiana												
Indiana												
at Wisconsin												
at Ohio State												
Mich. State												
Purdue												
at Michigan												
at Indiana												
Penn State												
at Purdue												
Ohio State												
Wisconsin												
at Minnesota												
Michigan												
Northwestern												
at Mich. State												
at Penn State												
Illinois												
at Northwestern												
Big Ten Tournament												

Career Bests

Points: 12 at Indiana, 1/16/07
Rebounds: 11 vs. Florida Gulf Coast, 11/18/07
FGM: 5, three times, last at Indiana, 1/16/07
FGA: 13 vs. Northern Iowa, 12/5/06
FTM: 2, three times, last vs. Utah State, 11/24/07
FTA: 2, four times, last vs. Utah State, 11/24/07
Assists: 3 vs. Alabama, 11/19/06
Steals: 3 vs. The Citadel, 11/13/06
Blocks: 2 at Michigan, 1/31/07
Minutes: 30 vs. Northern Iowa, 12/5/06

Career Statistics

YEAR	G/GS	FG-A	PCT	3-PT	PCT	FT-A	PCT	O-D-RB	AVG	PF-DI	AS	TO	BK	ST	PTS	AVG
Fresh.	21/0	5-7	.714	0-0	.000	4-7	.571	8-14-22	1.0	15-0	3	5	1	5	14	0.7
Soph.	22/0	13-21	.619	0-0	.000	1-2	.500	5-17-22	1.0	13-0	3	5	2	1	27	1.2
Jun.	31/17	77-134	.575	0-2	.000	16-22	.727	43-75-118	3.8	72-0	15	22	7	14	170	5.5
Sen.	6/6	13-25	.520	0-0	.000	5-6	.833	5-26-31	5.2	7-0	4	5	1	1	31	5.2
Career	80/23	108-187	.578	0-2	.000	26-37	.703	61-132-193	2.4	107-0	25	37	11	21	242	3.0

**24 - - Justin Johnson, Guard, 6-6, 190, Senior, Tyler, TX (Tyler CC)*

- 14 points and two steals vs. Utah State
- 16 points and five rebounds vs. Bradley
- 19 points and three rebounds in win over Maryland Eastern Shore
- 19 points, seven rebounds, three assists and a career-high three steals in win over Florida Gulf Coast
- Three points, three rebounds and tied a career-high with four assists in win over Northern Colorado
- Career-high 21 points in win over Idaho State, along with four rebounds and two blocked shots
- Seven treys vs. Idaho State ties third best single-game total at Iowa
- 16 points, five rebounds and two blocks in exhibition win over Simpson College
- 17 points, five steals and two assists in Blowout
- Played in all 31 games in 2007, with seven starts
- Averaged 5.4 points and 2.3 rebounds while shooting .455 from three-point range



Johnson, Game-by-Game

Opp.	S	FG	3-PT	FT	O-D-RE	PF	TP	A	T	B	S	M
Idaho State	Y	7-14	7-12	0-0	0-4-4	2	21	1	3	2	1	35
N. Colorado	Y	1-5	1-3	0-0	0-3-3	0	3	4	3	1	0	34
FL Gulf Coast	Y	7-17	2-9	3-5	3-4-7	1	19	3	4	1	3	36
MD E. Shore	Y	5-13	4-12	5-7	1-2-3	3	19	1	1	2	1	36
Bradley (n)	Y	6-12	4-9	0-1	1-4-5	0	16	1	2	0	1	37
Utah St. (n)	Y	5-16	2-11	2-2	0-1-1	1	14	1	0	0	2	34
Wake Forest												
LA-Monroe												
Hawkeye Challenge												
at Northern IA												
at Iowa State												
Drake												
SE Louisiana												
Indiana												
at Wisconsin												
at Ohio State												
Mich. State												
Purdue												
at Michigan												
at Indiana												
Penn State												
at Purdue												
Ohio State												
Wisconsin												
at Minnesota												
Michigan												
Northwestern												
at Mich. State												
at Penn State												
Illinois												
at Northwestern												
Big Ten Tournament												

Career Bests


Points: 21 vs. Idaho State, 11/9/07
Rebounds: 8 vs. Minnesota, 1/13/07
FGM: 7, twice, last vs. Florida Gulf Coast, 11/18/07
FGA: 17 vs. Florida Gulf Coast, 11/18/07
FTM: 6 vs. Texas Southern, 12/23/06
FTA: 7 vs. Maryland Eastern Shore, 11/20/07
Assists: 4, five times, last vs. Northern Colorado, 11/14/07
Steals: 3 vs. Florida Gulf Coast, 11/18/07
Blocks: 3 vs. Cornell, 12/30/06
Minutes: 37 vs. Bradley, 11/23/07

Career Statistics

YEAR	G/GS	FG-A	PCT	3-PT	PCT	FT-A	PCT	O-D-RB	AVG	PF-DI	AS	TO	BK	ST	PTS	AVG
Jun.	31/7	54-140	.386	45-99	.455	15-21	.714	17-53-70	2.3	35-0	33	31	13	11	168	5.4
Sen.	6/6	31-77	.403	20-56	.357	10-15	.667	5-18-23	3.8	7-0	11	13	6	8	92	15.3
Career	37/13	85-217	.392	65-155	.419	25-36	.694	22-71-93	2.5	42-0	44	44	19	19	260	7.0

32 - - Jake Kelly, Guard, 6-6, 180, Freshman, Carmel, IN (Carmel HS)

- Eight points, three rebounds and two assists vs. Utah State
- 11 points, four rebounds, three assists and two steals vs. Bradley
- Eight points, five rebounds, three assists, three steals and two blocks in win over Maryland Eastern Shore
- Three points and two rebounds in win over Florida Gulf Coast
- Three points and two steals in win over Northern Colorado
- Four points and four rebounds in win over Idaho State
- 10 points in exhibition win over Simpson College
- Seven assists, six rebounds and four points in Blowout
- Averaged 13.7 points and 2.9 rebounds in 21 games as a senior, helping team post 14-7 overall record
- Shot 48.5% from the field and 73.8% from the free throw line while ranking second on the team in assists (54) and steals (27) as a senior
- Attended Marshall HS in Marshall, IL prior to playing final two seasons as a prep at Carmel



Kelly, Game-by-Game

Opp.	S	FG	3-PT	FT	O-D-RE	PF	TP	A	T	B	S	M
Idaho State	N	2-4	0-1	0-1	0-4-4	2	4	1	1	0	0	15
N. Colorado	N	1-6	0-1	1-2	0-0-0	1	3	0	1	0	2	23
FL Gulf Coast	N	1-2	1-1	0-0	0-2-2	1	3	1	1	0	0	18
MD E. Shore	N	2-6	1-1	3-4	2-3-5	3	8	3	4	2	3	20
Bradley (n)	N	4-7	2-3	1-2	1-3-4	1	11	3	1	0	2	22
Utah St. (n)	N	2-4	1-2	3-3	1-2-3	4	8	2	3	0	0	34
Wake Forest												
LA-Monroe												
Hawkeye Challenge												
at Northern IA												
at Iowa State												
Drake												
SE Louisiana												
Indiana												
at Wisconsin												
at Ohio State												
Mich. State												
Purdue												
at Michigan												
at Indiana												
Penn State												
at Purdue												
Ohio State												
Wisconsin												
at Minnesota												
Michigan												
Northwestern												
at Mich. State												
at Penn State												
Illinois												
at Northwestern												
Big Ten Tournament												

Career Bests

- Points:** 11 vs. Bradley, 11/23/07
Rebounds: 5 vs. Maryland Eastern Shore, 11/20/07
FGM: 4 vs. Bradley, 11/23/07
FGA: 7 vs. Bradley, 11/23/07
FTM: 3, twice, last vs. Utah State, 11/24/07
FTA: 4 vs. Maryland Eastern Shore, 11/20/07
Assists: 3, twice, last vs. Bradley, 11/23/07
Steals: 3 vs. Maryland Eastern Shore, 11/20/07
Blocks: 2 vs. Maryland Eastern Shore, 11/20/07
Minutes: 34 vs. Utah State, 11/24/07

Career Statistics

YEAR	G/GS	FG-A	PCT	3-PT	PCT	FT-A	PCT	O-D-RB	AVG	PF-DI	AS	TO	BK	ST	PTS	AVG
Fresh.	6/0	12-29	.414	5-9	.556	8-12	.667	4-14-18	3.0	12-0	10	11	2	7	37	6.2

**52 - - Kurt Looby, Forward/Center, 6-10, 210, Senior, St. John's, Antigua (Tyler, TX CC)*

- 10 points, eight rebounds and two blocks vs. Utah State
- 12 points and eight rebounds vs. Bradley
- Seven points, five rebounds and tied a career-high with five blocks in win over Maryland Eastern Shore
- Eight points and five rebounds in win over Florida Gulf Coast
- Eight points and five rebounds in win over Florida Gulf Coast
- Four points, seven rebounds, four blocks and career-high four steals in win over Northern Colorado
- 10 rebounds, six points and two blocked shots in win over Idaho State
- Eight points, six rebounds, four assists and three blocks in exhibition win over Simpson College
- 12 points, nine rebounds and two blocks shots in Blowout
- Co-winner of 2007 Most Improved Award
- Played in all 31 games in 2007, with 19 starts
- Averaged 3.8 points, 4.6 rebounds and 1.7 blocks per game
- Ranks eighth in single-season blocked shots with 53 in 2007
- Set Iowa Big Ten Tournament record with five blocks vs. Purdue in Big Ten Tournament



Looby, Game-by-Game

Opp.	S	FG	3-PT	FT	O-D-RE	PF	TP	A	T	B	S	M
Idaho State	Y	3-5	0-0	0-1	4-6-10	2	6	0	3	2	0	30
N. Colorado	Y	1-1	0-0	2-2	1-6-7	2	4	2	2	4	4	28
FL Gulf Coast	Y	4-5	0-0	0-0	1-4-5	2	8	0	1	1	0	24
MD E. Shore	Y	3-3	0-0	1-2	0-5-5	0	7	0	2	5	0	24
Bradley (n)	Y	5-8	0-0	2-4	5-3-8	1	12	1	1	1	0	27
Utah St. (n)	Y	5-6	0-0	0-0	3-5-8	2	10	2	0	2	1	33
Wake Forest												
LA-Monroe												
Hawkeye Challenge												
at Northern IA												
at Iowa State												
Drake												
SE Louisiana												
Indiana												
at Wisconsin												
at Ohio State												
Mich. State												
Purdue												
at Michigan												
at Indiana												
Penn State												
at Purdue												
Ohio State												
Wisconsin												
at Minnesota												
Michigan												
Northwestern												
at Mich. State												
at Penn State												
Illinois												
at Northwestern												
Big Ten Tournament												

Career Bests


Points: 13, twice, last vs. Villanova, 11/20/06
Rebounds: 14 vs. The Citadel, 11/13/06
FGM: 5, three times, last vs. Utah State, 11/24/07
FGA: 9 vs. Toledo, 11/17/06
FTM: 7 vs. Villanova, 11/20/06
FTA: 8 vs. Villanova, 11/20/06
Assists: 2, four times, last vs. Utah State, 11/24/07
Steals: 4 vs. Northern Colorado, 11/14/07
Blocks: 5, four times, last vs. Maryland Eastern Shore, 11/20/07
Minutes: 33 vs. Utah State, 11/24/07

Career Statistics

YEAR	G/GS	FG-A	PCT	3-PT	PCT	FT-A	PCT	O-D-RB	AVG	PF-DI	AS	TO	BK	ST	PTS	AVG
Jun.	31/19	45-84	.536	0-0	.000	28-48	.583	56-87-143	4.6	98-5	13	19	53	19	118	3.8
Sen.	6/6	21-28	.750	0-0	.000	5-9	.556	16-27-43	7.2	9-0	5	9	15	5	47	7.8
Career	37/25	66-112	.589	0-0	.000	33-57	.579	72-114-186	5.0	107-5	18	28	68	24	165	4.5

2 - - David Palmer, Center, 6-9, 240, Sophomore, Antioch, TN (Oak Hill Academy)

- Three points vs. Bradley
- Three rebounds in exhibition win over Simpson College
- Eight rebounds and two assists in Blow-out
- Sat out 2006-07 season as a redshirt after transferring from Seton Hall
- Six rebounds, two points and two blocked shots in Black and Gold Blowout
- Played his freshman season at Seton Hall, seeing action in 27 games
- Averaged three points and two rebounds in 9.7 minutes per game



Palmer, Game-by-Game

Opp.	S	FG	3-PT	FT	O-D-RE	PF	TP	A	T	B	S	M
Idaho State					DNP							
N. Colorado	N	0-0	0-0	0-0	0-0-0	1	0	0	1	0	0	1
FL Gulf Coast					DNP							
MD E. Shore	N	0-0	0-0	0-0	1-0-1	0	0	0	0	0	0	5
Bradley (n)	N	1-3	1-2	0-0	0-0-0	1	3	0	1	0	0	7
Utah St. (n)	N	0-1	0-0	0-0	0-0-0	1	0	0	0	0	0	4
Wake Forest												
LA-Monroe												
Hawkeye Challenge												
at Northern IA												
at Iowa State												
Drake												
SE Louisiana												
Indiana												
at Wisconsin												
at Ohio State												
Mich. State												
Purdue												
at Michigan												
at Indiana												
Penn State												
at Purdue												
Ohio State												
Wisconsin												
at Minnesota												
Michigan												
Northwestern												
at Mich. State												
at Penn State												
Illinois												
at Northwestern												
Big Ten Tournament												

Career Bests

Points: 11 vs. Morgan State, 12/29/05
Rebounds: 7 vs. Morgan State, 12/29/05
FGM: 5 vs. Morgan State, 12/29/05
FGA: 10 vs. Monmouth, 12/8/05
FTM: 2, twice, last vs. Villanova, 1/17/06
FTA: 4 vs. Villanova, 1/17/06
Assists: 1, three times, last vs. South Florida, 2/8/06
Steals: 1, five times, last vs. W. Virginia, 2/14/06
Blocks: 1, three times, last vs. South Florida, 1/20/06
Minutes: 21 vs. Monmouth, 12/8/05

Career Statistics

YEAR	G/GS	FG-A	PCT	3-PT	PCT	FT-A	PCT	O-D-RB	AVG	PF-DI	AS	TO	BK	ST	PTS	AVG
*Fresh.	27/0	35-77	.455	0-1	.000	10-17	.588	25-28-53	2.0	52-0	3	10	5	5	80	3.0
Soph.	4/0	1-4	.250	1-2	.500	0-0	.000	1-0-1	0.3	3-0	0	2	0	0	3	0.8
Career	31/0	36-81	.444	1-3	.333	10-17	.588	26-28-53	1.7	55-0	3	12	5	5	83	2.7

* - 2005-06 at Seton Hall

30 - - Jeff Peterson, Guard, 6-0, 185, Freshman, Hyattsville, MD (DeMatha Catholic HS)

- Four points and five assists vs. Utah State
- Five points and three assists vs. Bradley
- Nine points and four assists in win over Florida Gulf Coast
- Career-high 20 points, two rebounds, two assists and two steals in win over Northern Colorado
- 12 points, nine assists, four rebounds and two steals in in over Idaho State in first college game
- Six rebounds in exhibition win over Simpson College
- 11 points, four rebounds, four assists and two steals in Blow-out
- Earned first team all-conference honors as a senior and was honorable mention all-Metro in the Washington, DC area
- Averaged 13.9 points, 7.7 assists, 3.4 rebounds and 1.8 steals per game as a senior, shooting 43% from three-point range and 79% from the free throw line
- Led DeMatha to a 33-6 record as a senior, leading DeMatha to its third straight Washington, DC city championship



Peterson, Game-by-Game

Opp.	S	FG	3-PT	FT	O-D-RE	PF	TP	A	T	B	S	M
Idaho State	Y	3-9	2-3	4-4	0-4-4	0	12	9	0	0	2	38
N. Colorado	Y	7-10	1-2	5-9	0-2-2	3	20	2	6	0	2	36
FL Gulf Coast	Y	7-17	2-9	3-5	3-4-7	1	19	3	4	1	3	36
MD E. Shore	Y	0-3	0-0	2-2	0-1-1	5	2	1	2	0	0	23
Bradley (n)	Y	2-10	1-5	0-0	0-0-0	2	5	3	4	0	0	40
Utah St. (n)	Y	1-6	0-2	2-2	1-0-1	5	4	5	3	0	0	26
Wake Forest												
LA-Monroe												
Hawkeye Challenge												
at Northern IA												
at Iowa State												
Drake												
SE Louisiana												
Indiana												
at Wisconsin												
at Ohio State												
Mich. State												
Purdue												
at Michigan												
at Indiana												
Penn State												
at Purdue												
Ohio State												
Wisconsin												
at Minnesota												
Michigan												
Northwestern												
at Mich. State												
at Penn State												
Illinois												
at Northwestern												
Big Ten Tournament												

Career Bests

Points: 20 vs. Northern Colorado, 11/14/07
Rebounds: 4 vs. Idaho State, 11/9/07
FGM: 7 vs. Northern Colorado, 11/14/07
FGA: 10, twice, last vs. Bradley, 11/23/07
FTM: 4 vs. Northern Colorado, 11/14/07
FTA: 9 vs. Northern Colorado, 11/14/07
Assists: 9 vs. Idaho State, 11/9/07
Steals: 2, twice, last vs. Northern Colorado, 11/14/07
Blocks:
Minutes: 40 vs. Bradley, 11/23/07

Career Statistics

YEAR	G/GS	FG-A	PCT	3-PT	PCT	FT-A	PCT	O-D-RB	AVG	PF-DI	AS	TO	BK	ST	PTS	AVG
Fresh.	6/6	16-42	.381	4-13	.308	16-21	.762	1-7-8	1.3	18-2	24	21	0	5	52	8.7

**44 - - Cyrus Tate, Forward, 6-8, 240, Junior, Chicago, IL (Northeast, NE CC)*

- Did not play vs. Utah State due to injury
- Played just five minutes vs. Bradley due to injury
- Nine points, two rebounds and two assists in win over Maryland Eastern Shore
- Six points and two rebounds in win over Florida Gulf Coast
- Seven points, three rebounds and two steals in win over Northern Colorado
- Five points, eight rebounds and two steals in win over Idaho State
- Four points, six rebounds and three blocks in exhibition win over Simpson College
- Five points and four rebounds in Blowout
- Played in all 31 games in 2007, with 22 starts
- Averaged 4.2 points and 4.4 rebounds per game in 2006



Tate, Game-by-Game

Opp.	S	FG	3-PT	FT	O-D-RE	PF	TP	A	T	B	S	M
Idaho State	N	2-2	0-0	1-1	1-7-8	2	5	0	2	0	2	18
N. Colorado	N	2-3	0-0	3-4	1-2-3	3	7	0	3	0	2	18
FL Gulf Coast	N	3-5	0-0	0-1	0-2-2	3	6	1	4	0	0	17
MD E. Shore	N	2-3	0-0	5-6	0-2-2	4	9	2	3	1	0	13
Bradley (n)	N	0-2	0-0	0-0	1-0-1	1	0	0	2	0	0	5
Utah St. (n)												INJ
Wake Forest												
LA-Monroe												
Hawkeye Challenge												
at Northern IA												
at Iowa State												
Drake												
SE Louisiana												
Indiana												
at Wisconsin												
at Ohio State												
Mich. State												
Purdue												
at Michigan												
at Indiana												
Penn State												
at Purdue												
Ohio State												
Wisconsin												
at Minnesota												
Michigan												
Northwestern												
at Mich. State												
at Penn State												
Illinois												
at Northwestern												
Big Ten Tournament												

Career Bests

- Points:** 14 vs. Michigan State, 1/4/07
Rebounds: 10, twice, last vs. Purdue, 2/21/07
FGM: 6 vs. The Citadel, 11/13/06
FGA: 8, twice, last vs. Wisconsin, 1/28/07
FTM: 5, twice, last vs. Maryland Eastern Shore, 11/20/07
FTA: 6 vs. Maryland Eastern Shore, 11/20/07
Assists: 2, four times, last vs. Maryland Eastern Shore, 11/20/07
Steals: 3 vs. Purdue, 2/21/07
Blocks: 1, eight times, last vs. Maryland Eastern Shore, 11/20/07
Minutes: 35 vs. Wisconsin, 1/28/07

Career Statistics

YEAR	G/GS	FG-A	PCT	3-PT	PCT	FT-A	PCT	O-D-RB	AVG	PF-DI	AS	TO	BK	ST	PTS	AVG
Soph.	31/22	48-104	.462	0-0	.000	35-53	.660	47-88-135	4.4	93-4	13	42	8	17	131	4.2
Jun.	5/0	9-15	.600	0-0	.000	9-12	.750	3-13-16	3.2	13-0	3	14	1	4	27	5.4
Career	36/22	57-119	.479	0-0	.000	44-65	.677	50-101-151	4.2	106-4	16	56	9	21	158	4.4

Iowa Hawkeyes
Iowa Hawkeyes Combined Team Statistics (as of Nov 25, 2007)
All games

RECORD:	OVERALL	HOME	AWAY	NEUTRAL
ALL GAMES.....	(4-2)	(4-0)	(0-0)	(0-2)
CONFERENCE.....	(0-0)	(0-0)	(0-0)	(0-0)
NON-CONFERENCE.....	(4-2)	(4-0)	(0-0)	(0-2)

## Player	GP-GS	Min--Avg	---TOTAL---		---3-PTS---		FT-FTA		Pct		----REBOUNDS----				PF	FO	A	TO	Blk	Stl	Pts	Avg
			FG-FGA	Pct	3FG-FGA	Pct	Pct	Pct	Off	Def	Tot	Avg										
24 Johnson, Justin....	6-6	212 35.3	31-77	.403	20-56	.357	10-15	.667	5	18	23	3.8	7	0	11	13	6	8	92	15.3		
30 Peterson, Jeff.....	6-6	196 32.7	16-42	.381	4-13	.308	16-21	.762	1	7	8	1.3	18	2	24	21	0	5	52	8.7		
52 Looby, Kurt.....	6-6	166 27.7	21-28	.750	0-0	.000	5-9	.556	16	27	43	7.2	9	0	5	9	15	5	47	7.8		
15 Bohall, Dan.....	6-6	152 25.3	10-32	.313	3-19	.158	16-20	.800	3	15	18	3.0	11	0	22	14	0	2	39	6.5		
32 Kelly, Jake.....	6-0	132 22.0	12-29	.414	5-9	.556	8-12	.667	4	14	18	3.0	12	0	10	11	2	7	37	6.2		
44 Tate, Cyrus.....	5-0	71 14.2	9-15	.600	0-0	.000	9-12	.750	3	13	16	3.2	13	0	3	14	1	4	27	5.4		
53 Gorney, Seth.....	6-6	126 21.0	13-25	.520	0-0	.000	5-6	.833	5	26	31	5.2	7	0	4	5	1	1	31	5.2		
50 Cole, Jarryd.....	6-0	98 16.3	8-15	.533	0-1	.000	9-16	.563	6	15	21	3.5	15	0	2	4	1	4	25	4.2		
04 Angle, J.R.....	4-0	29 7.3	3-7	.429	3-5	.600	0-1	.000	2	2	4	1.0	3	0	1	2	0	0	9	2.3		
02 Palmer, David.....	4-0	18 4.5	1-4	.250	1-2	.500	0-0	.000	1	0	1	0.3	3	0	0	2	0	0	3	0.8		
TEAM.....										7	11	18	3.0	0		1						

Total.....	6	1200	124-274	.453	36-105	.343	78-112	.696	53	148	201	33.5	98	2	82	96	26	36	362	60.3		
Opponents.....	6	1200	118-312	.378	40-122	.328	53-82	.646	65	118	183	30.5	108	3	81	83	7	45	329	54.8		

TEAM STATISTICS	IOWA	OPP	DATE	OPPONENT	W/L	SCORE	ATTEND

SCORING.....	362	329	11/09/07	IDAHO STATE	W	58-43	10201
Points per game.....	60.3	54.8	11/14/07	NORTHERN COLORADO	W	59-47	8483
Scoring margin.....	+5.5	-	%11/18/07	FLORIDA GULF COAST	W	62-49	9183
FIELD GOALS-ATT.....	124-274	118-312	%11/20/07	MD EASTERN SHORE	W	65-48	8583
Field goal pct.....	.453	.378	@11/23/07	vs Bradley	L	56-67	850
3 POINT FG-ATT.....	36-105	40-122	@11/24/07	vs Utah State	L	62-75	900
3-point FG pct.....	.343	.328					
3-pt FG made per game..	6.0	6.7					
FREE THROWS-ATT.....	78-112	53-82					
Free throw pct.....	.696	.646					
REBOUNDS.....	201	183					
Rebounds per game.....	33.5	30.5					
Rebounding margin.....	+3.0	-					
ASSISTS.....	82	81					
Assists per game.....	13.7	13.5					
TURNOVERS.....	96	83					
Turnovers per game.....	16.0	13.8					
Turnover margin.....	-2.2	-					
Assist/turnover ratio..	0.9	1.0					
STEALS.....	36	45					
Steals per game.....	6.0	7.5					
BLOCKS.....	26	7					
Blocks per game.....	4.3	1.2					
WINNING STREAK.....	0	-					
Home win streak.....	4	-					
ATTENDANCE.....	36450	1750					
Home games-Avg/Game....	4-9112	0-0					
Neutral site-Avg/Game..	-	2-875					

% - - South Padre Island Invitational (Iowa City, IA)
@ - - South Padre Island Invitational (South Padre Island, TX)
+ - - Hawkeye Challenge, Iowa City, IA
* - - Big Ten Conference Game

SCORE BY PERIODS:	1st	2nd	Total	

Iowa Hawkeyes.....	167	195	-	362
Opponents.....	157	172	-	329

November 26, 2007**Game-By-Game Results****Includes Six Games****Overall: 4-2;****Big Ten: 0-0;****Home: 4-0;****Away: 0-0;****Neutral: 0-2**

Date	Opponent	Result	Attend.	Top Scorer	Top Rebounder
Nov. 9	Idaho State	W, 58-43	10,201	Justin Johnson, 21	Kurt Looby, 10
Nov. 14	Northern Colorado	W, 59-47	8,483	Jeff Peterson, 20	Kurt Looby, 7
% Nov. 18	Florida Gulf Coast	W, 62-49	9,183	Justin Johnson, 19	Seth Gorney, 11
% Nov. 20	Maryland Eastern Shore	W, 65-48	8,583	Justin Johnson, 19	Jarryd Cole, 7
@ Nov. 23	Bradley (n)	L, 56-67	850	Justin Johnson, 16	Kurt Looby, 8
@ Nov. 24	Utah State (n)	L, 62-75	900	Justin Johnson, 14	Kurt Looby, 8
Nov. 26	Wake Forest				
+ Nov. 30	Louisiana-Monroe				
+ Dec. 1	E. Illinois/Rice				
Dec. 5	at Northern Iowa				
Dec. 8	at Iowa State				
Dec. 14	Drake				
Dec. 29	Southeastern Louisiana				
* Jan. 2	Indiana				

% -- South Padre Island Invitational (Iowa City, IA)

@ -- South Padre Island Invitational (South Padre Island, TX)

+ -- Hawkeye Challenge, Iowa City, IA

* -- Big Ten Conference Game

Attendance Summary	Games	Totals	Average
Home	4	36,459	9,115
Away			
Neutral	2	1,750	875
Totals	6	38,209	6,368

November 26, 2007**Season & Career Bests****Includes Six Games****Season Bests**

Player	Points	Rebounds	Assists	Blocks	Steals
J.R. Angle	6, Utah State	3, Bradley	1, Bradley		
Dan Bohall	14, N. Colorado	6, N. Colorado	6, Idaho St.		2, Florida G. Coast
Jarryd Cole	10, Utah State	7, Maryland E.S.	1, N.Colo./Utah St.	1, Utah State	3, Florida G. Coast
Tony Freeman					
Seth Gorney	8, N. Colo/Utah St.	11, Florida G. Coast	3, Bradley	1, Bradley	1, Maryland E.S.
Justin Johnson	21, Idaho St.	7, Florida G. Coast	4, N. Colorado	2, ID St., MD E.S.	3, Florida G. Coast
Jake Kelly	11, Bradley	5, Maryland E.S.	3, MD E.S./Brad.	2, Maryland E.S.	3, Maryland E.S.
Kurt Looby	12, Bradley	10, Idaho St.	2, N. Colo./Utah St.	5, Maryland E.S.	4, N. Colorado
David Palmer	3, Bradley	1, Maryland E.S.			
Jeff Peterson	20, N. Colorado	4, Idaho St.	9, Idaho St.		2, Idaho St./ N. Co.
Cyrus Tate	9, Maryland E.S.	8, Idaho St.	2, Maryland E.S.	1, Maryland E.S.	2, Idaho St./N. Co.

Career Bests

Player	Points	Rebounds	Assists
J.R. Angle	8, Coppin State, '07	5, Texas Pan American, '07	2, Purdue, '07
Dan Bohall	14, N. Colorado	6, N. Colorado	6, Idaho State
Jarryd Cole	10, Utah State	7, Maryland E.S.	1, N.Colorado & Utah State
Tony Freeman	16, Alabama, '07	9, Minnesota, '07	11 vs. Citadel, '07
Seth Gorney	12, at Indiana, '07	11, Florida G. Coast	3 vs. Alabama, '07; Bradley
Justin Johnson	21, Idaho State	8, Minnesota, '07	4, three times
Jake Kelly	8, Maryland E.S.	5, Maryland E.S.	3, Maryland E.S.
Kurt Looby	13, Toledo/Villanova, '07	14 vs. Citadel, '07	3, four times, '07
David Palmer	3, Bradley	1, Maryland E.S.	
Jeff Peterson	20, N. Colorado	4, Idaho State	9, Idaho State
Cyrus Tate	14, Mich. St., '07	10, Wisconsin, Purdue, '07	2 at VA Tech, '07, Maryland E.S.

NOTE: Career bests occurred in 2007-08 unless otherwise noted.

November 26, 2007

Individual Points/Rebounds

Includes Six Games

	A N G L E	B O H A L L	C O L E E	F R E E M A N	G O R E N E Y	J O H N S O N	K E L L Y	L O O B Y	P A L M E R	P E T E R S O N	T A T E
Idaho State	DNP	5#6	2-1	INJ	3#3	21#4	4-4	6#10	DNP	12#9	5-8
Northern Colorado	0-0	14#6	0-1	INJ	8#4	3#3	3-0	4#7	0-0	20#2	7-3
% Florida Gulf Coast	DNP	8#4	7-4	INJ	2#11	19#7	3-2	8#5	DNP	9#0	6-2
% MD Eastern Shore	0-0	10#2	6-7	INJ	4#6	19#3	8-5	7#5	0-1	2#1	9-2
@Bradley (n)	3-3	0#1	0-2	INJ	6#5	16#5	11-4	12#8	3-0	5#0	0-1
@ Utah State (n)	6-1	2#2	10-6	INJ	8#2	14#1	8-3	10#8	0-0	4#1	INJ
Wake Forest											
+ Louisiana-Monroe											
+ Eastern Ill/Rice											
at Northern Iowa											
at Iowa State											
Drake											
Southeastern LA											
* Indiana											

% -- South Padre Island Invitational (Iowa City, IA)

@ -- South Padre Island Invitational (South Padre Island, TX)

+ -- Hawkeye Challenge, Iowa City, IA

* -- Big Ten Conference Game

-- Denotes starting line-up

*November 26, 2007**The Last Time . . .**Includes Six Games*

The Last Time a Player . . .***Had 30 or more points***

Iowa - - 30, Adam Haluska, at Penn State, 2/28/07
Opponent - - 32, Ed Tyson, Maryland Eastern Shore, 11/20/07

Made at least 90% of his FGA (10 att.)

Iowa - - .909 (9-10), Luke Recker vs. Purdue, 3/07/02
Opponent - - .923 (12-13), Greg Oden, Ohio State, 1/20/07

Made 100% of his FTA (10 att.)

Iowa - - 1.000 (10-10), Tyler Smith vs. Indiana 2/3/07
Opponent - - 1.000 (10-10), Vincent Grier, Minnesota, 2/18/06

Had 15 or more rebounds

Iowa - - 23, Greg Brunner vs. Minnesota, 1/18/06
Opponent - - 17, Marco Killingsworth, Indiana, 2/11/06

Had 10 or more assists

Iowa - - 10, Jeff Horner vs. Ohio State (Big Ten Tournament), 3/12/06
Opponent - - 10, Travis Walton, Michigan State, 2/17/07

Had 5 or more blocks

Iowa - - 5, Kurt Looby vs. Maryland Eastern Shore, 11/20/07
Opponent - - 5, Daniel Ruffin, Bradley, 11/23/07

Had 5 or more steals

Iowa - - 5, Tyler Smith at Wisconsin, 2/10/07
Opponent - - 5, Vedran Vukusic, Northwestern, 2/12/05

The Last Time A Team . . .***Scored 100 or more points***

Iowa - - 101, vs. Georgia State, 12/20/06
Opponent - - 106, North Carolina, 11/24/04

Scored 40 or fewer points

Iowa - - 39 vs. Indiana, 1/10/49
Opponent - - 38, Penn State, 3/1/06

Won an overtime game

Iowa - - 76-72 (3OT) vs. Minnesota, 1/18/06
Opponent - - 63-67 (1 OT), at Northern Iowa, 12/6/05

Made at least 60% of its FGA (20 att.)

Iowa - - .653 (32-44) vs. Michigan, 2/4/06
Opponent - - .633 (31-49), Minnesota, 2/7/07

Made at least 50% of its 3-pt. FGA (8 att.)

Iowa - - .625 (10-16), at Minnesota, 2/7/07
Opponent - - .588 (10-17), Utah State, 11/24/07

Made at least 90% of its FTA (10 att.)

*Iowa - - 1.000 (20-20) vs. Western Illinois, 11/19/04
Opponents - - .900 (9-10), Robert Morris, 12/22/05

* - - School Record

Individual Highs

Points:	21	Justin Johnson vs. Idaho State
Field Goals:	7 (14 att., 17 att.)	Justin Johnson vs. Idaho State, Florida G. Coast
Field Goal Attempts:	17 (made 7)	Justin Johnson vs. Florida Gulf Coast
Field Goal Percentage (8 att.):	.625 (5-8)	Kurt Looby vs. Bradley
3-pt. Field Goals:	7 (12 att.)	Justin Johnson vs. Idaho State
3-pt. Field Goal Attempts:	12 (made 7)	Justin Johnson vs. Idaho State
3-pt. Field Goal Percentage (4 att.):	.583 (7-12)	Justin Johnson vs. Idaho State
Free Throws:	7 (8 att.)	Dan Bohall vs. Northern Colorado
Free Throw Attempts:	8 (made 7, made 3)	Dan Bohall vs. Northern Colorado, Jarryd Cole vs. Fl. G. Coast
Free Throw Percentage (7 att):	1.000 (6-6)	Dan Bohall vs. Maryland Eastern Shore
Rebounds:	11	Kurt Looby vs. Florida G. Coast
Assists:	9	Jeff Peterson vs. Idaho State
Blocked Shots:	5	Kurt Looby vs. Maryland Eastern Shore
Steals:	4	Kurt Looby vs. Northern Colorado

Team Highs

Iowa	Points	Opponent
65 vs. Maryland Eastern Shore	Field Goals	75 by Utah State
23 (48 att.) vs. Florida Gulf Coast	Field Goals Attempts	24 (att. 55) by Bradley; (att. 48) by Utah St.
51 (made 22) vs. Utah State	FG Percentage	60 (made 17) by Maryland Eastern Shore
.479 (23-48) vs. Florida Gulf Coast	FG Percentage	.500 (24-48) by Utah State
10 (Att. 21) vs. Idaho State	3-pt. Field Goals	11 (28 att.) by Bradley
21 (made 10) vs. Idaho State; (made 9) vs. Bradley	3-pt. FG Attempts	28 (made 11) by Bradley
.476 (10-21) vs. Idaho State	3-pt. FG Percentage	.588 (10-17) by Utah State
26 (32 att.) vs. Maryland Eastern Shore	Free Throws	17 (21 att.) by Utah State
32 (made 26) vs. Maryland Eastern Shore	FT Attempts	21 (made 17) by Utah State
.813 (26-32) vs. MD E. Shore; (13-16) vs. Utah St.	FT Percentage	.810 (17-21) by Utah State
39 vs. Idaho State	Rebounds	34 by Northern Colorado
17 vs. Idaho State & Bradley	Assists	21 by Utah State
10 vs. Maryland Eastern Shore	Blocked Shots	2 by Northern Colorado & Bradley
10 vs. Northern Colorado	Steals	10 by Idaho State & Bradley
22 vs. Northern Colorado	Turnovers	23 by Northern Colorado
18 vs. Utah State	Fouls	25 by Maryland Eastern Shore

Team Lows

Iowa	Points	Opponent
56 vs. Bradley	Field Goals	43 by Idaho State
17 (40 att.) vs. Maryland Eastern Shore	Field Goals Attempts	16 (att. 49) by Idaho State
40 (made 19, 17) vs. Northern CO, Maryland E.S.	FG Percentage	49 (made 16) by Idaho State
.425 (17-40) vs. Maryland Eastern Shore	FG Percentage	.283 (17-60) by Maryland Eastern Shore
3 (Att. 11) vs. Northern Colorado	3-pt. Field Goals	1 (20 att.) by Idaho State
11 (made 3) vs. Northern Colorado	3-pt. FG Attempts	20 (made 1, 9) by Idaho St., Maryland E.S.
.250 (4-16) vs. Fla. Gulf Coast; (5-20) vs. Utah St.	3-pt. FG Percentage	.005 (1-20) by Idaho State
3 (7 att.) vs. Bradley	Free Throws	5 (11, 8 att.) by Florida G.C., Maryland E.S.
7 (made 3) vs. Bradley	FT Attempts	8 (made 5) by Maryland Eastern Shore
.429 (3-7) vs. Bradley	FT Percentage	.455 (5-11) by Florida Gulf Coast
28 vs. Northern Colorado	Rebounds	28 by Idaho State, Florida Gulf Coast
10 vs. Northern Colorado	Assists	8 by Maryland Eastern Shore
2 vs. Florida Gulf Coast & Bradley	Blocked Shots	1, three times, last by Utah State
3 vs. Bradley & Utah State	Steals	3 by Utah State
7 vs. Utah State	Turnovers	7 by Utah State
15 vs. Bradley	Fouls	12 by Idaho State

November 26, 2007

Iowa's Record When . . .

Includes Six Games

When playing at home:	4-0	When leading at the half:	4-0	When wearing White:	4-2
When playing on the road:	0-0	When trailing at the half:	0-2	When wearing Black:	0-0
When playing on a neutral court:	0-2	When tied at the half:	0-0	When wearing Gold:	0-0
When Iowa scores 100 points or more:	0-0	Iowa field goal percentage at home:	80-174	.460	
When Iowa scores 90-99 points:	0-0	Iowa field goal percentage on road:	44-100	.440	
When Iowa scores 80-89 points:	0-0	Iowa 3-point percentage at home:	22-64	.345	
When Iowa scores 70-79 points:	0-0	Iowa 3-point percentage on road:	14-41	.341	
When Iowa scores under 70 points:	4-2	Iowa free throw percentage at home:	62-89	.697	
		Iowa free throw percentage on road:	16-23	.696	
When opponent scores 100 points or more:	0-0	On Sunday:	1-0		
When opponent scores 90-99 points:	0-0	On Monday:	0-0		
When opponent scores 80-89 points:	0-0	On Tuesday:	1-0		
When opponent scores 70-79 points:	0-1	On Wednesday:	1-0		
When opponent scores 60-69 points:	0-1	On Thursday:	0-0		
When opponent scores fewer than 60 points:	4-0	On Friday:	1-1		
		On Saturday:	0-1		
When Iowa shoots at least 50% from the field:	0-0	On Big Ten Network:	4-0		
When Iowa shoots less than 50% from the field:	4-2	On CBS:	0-0		
When opponent shoots at least 50% from the field:	0-1	On ESPN:	0-0		
When opponent shoots less than 50% from the field:	4-1	On ESPN2:	0-0		
When Iowa has higher FG% than opponent:	4-1	On ESPNU:	0-0		
When opponent has higher FG%:	0-1	On Fox Sports:	0-0		
When FG% is equal:	0-0	On Opponent Network:	0-0		
When Iowa outrebounds opponent:	3-0	No Television:	0-1		
When opponent has more rebounds:	1-2	CSTV:	0-1		
When rebounds are equal:	0-0				
When Iowa shoots at least 80% from the line:	1-1	Most Points, First Half:	32 vs. Florida Gulf Coast		
When Iowa shoots less than 80% from the line:	3-1	Fewest Points, First Half:	21 vs. Maryland E. Shore		
When opponent shoots at least 80% from the line:	0-1	Most Points Allowed, First Half:	37 vs. Bradley		
When opponent shoots less than 80% from the line:	4-1	Fewest Points Allowed, First Half:	16 vs. Idaho State		
When Iowa shoots more free throws than opponent:	3-0	Most Points, Second Half:	44 vs. Maryland E. Shore		
When opponent shoots more free throws:	1-2	Fewest Points, Second Half:	26 vs. Bradley		
When free throws attempts are equal:	0-0	Most Points Allowed, Second Half:	39 vs. Utah State		
When Iowa has higher FT% than opponent:	4-1	Fewest Points Allowed, Second Half:	19 vs. Florida G. Coast		
When opponent has higher FT%:	0-1	Largest Halftime Advantage:	15 vs. Idaho State		
When FT% is equal:	0-0	Largest Halftime Deficit:	9 vs. Utah State		
When Iowa shoots at least 50% from three-point range:	0-0				
When Iowa shoots less than 50% from three-point range:	4-2				
When opponent shoots at least 50% from three-point range:	0-1				
When opponent shoots less than 50% from three-point range:	4-1				
When Iowa has a higher three-point FG% than opponent:	3-1				
When opponent has a higher three-point FG%:	1-1				
When three-point FG% is equal:	0-0				
When Iowa has more assists than opponent:	3-1				
When opponent has more assists:	1-1				
When assists are equal:	0-0				
When Iowa has fewer turnovers than opponent:	1-0				
When opponent has fewer turnovers:	3-1				
When turnovers are equal:	0-1				
When Iowa has more steals than opponent:	2-0				
When opponent has more steals:	2-1				
When steals are equal:	0-1				

2007-08 Game Summaries

(1) IOWA 58, IDAHO STATE 43
November 9, 2007, Carver-Hawkeye Arena, Iowa City, IA

The Todd Lickliter era at Iowa began with a victory as Iowa opened the season with a 58-43 win over Idaho State. Trailing 4-2 in the opening minutes, Iowa used an 11-0 scoring run over the next four minutes to gain control. The Hawkeyes shot 52.4% from the field in building a 31-16 halftime advantage. Iowa shot 45.7% in the game, including 47.6% from three-point range.

The Iowa defense was impressive, holding Idaho State to 32.7% shooting in the game. The Bengals made just 1-20 (0.5%) from three-point range and Iowa held a 38-29 rebounding advantage.

Senior Justin Johnson led Iowa's scoring with a career-best 21 points, as he hit 7-12 three-point attempts. The seven treys rank as the third highest total at Iowa in a single game. Johnson added four rebounds and two blocked shots.

Freshman guard Jeff Peterson was responsible for getting the ball to Johnson, collecting nine assists and no turnovers while playing 38 minutes in his first college game. Peterson added 12 points and four rebounds. Senior Kurt Looby led the Hawkeyes with 10 rebounds and Dan Bohall added five points and six assists.

IDAHO STATE -- 43

Name	FG	3-PT	FT	RB	PF	TP	A	TO	BK	S	M
Kinghorn	1-6	0-2	1-2	4	0	3	2	1	0	2	23
Tatum	2-6	0-2	6-8	5	4	10	2	1	0	1	34
Steijn	5-9	0-0	0-1	6	3	10	0	1	0	0	35
Stucki	3-8	1-4	2-4	3	2	9	3	2	0	1	32
O'Brien	3-6	0-3	0-0	1	0	6	2	1	0	0	22
Morgan	1-4	0-2	1-2	2	0	3	0	1	0	1	18
Maye	0-0	0-0	0-0	0	1	0	1	1	0	2	16
Carson	0-0	0-0	0-0	0	1	0	0	0	0	0	2
Monroe	0-0	0-0	0-0	1	0	0	0	0	0	0	3
Kilpatrick	1-10	0-7	0-0	2	0	2	3	1	0	3	13
Taylor	0-0	0-0	0-0	0	1	0	0	0	0	0	2
Team				4							
Totals	16-49	1-20	10-17	28	12	43	13	9	0	10	200
	FG%: .327	3PT%: .050	FT%: .588								

IOWA -- 58

Name	FG	3-PT	FT	RB	PF	TP	A	TO	BK	S	MN
Looby	3-5	0-0	0-1	10	2	6	0	3	2	0	30
Gorney	1-3	0-0	1-2	3	3	3	0	1	0	0	18
Bohall	2-8	1-5	0-0	3	3	5	6	5	0	0	32
Johnson	7-14	7-12	0-0	4	2	21	1	3	2	1	35
Peterson	3-9	2-3	4-4	4	0	12	9	0	0	2	38
Kelly	2-4	0-1	0-1	4	2	4	1	1	0	0	15
Tate	2-2	0-0	1-2	8	2	5	0	2	0	2	18
Cole	1-1	0-0	0-1	1	3	2	0	0	0	1	14
Team				2							
Totals	21-46	10-21	6-10	39	17	58	17	16	4	6	200
	FG%: .457	3PT%: .476	FT%: .600								

Score by Periods:

Idaho State	16	27	43
Iowa	31	27	58

Attendance: 10,201

(2) IOWA 59, NORTHERN COLORADO 47
November 14, 2007, Carver-Hawkeye Arena, Iowa City, IA

After trailing by one point with 14 minutes to play and being tied at 40-40 with just under eight minutes remaining, Iowa used a 19-7 scoring run to close the game in taking a 59-47 win over visiting Northern Colorado.

Iowa led throughout most of the first half and settled for a 26-20 advantage at the break. After hitting the first basket of the second half for a 28-20 advantage, the Hawkeyes saw Northern Colorado rally. Northern took its one-point advantage with 14:13 to play before freshman guard Jeff Peterson answered with a basket. Northern later erased a six-point deficit on back-to-back three point shots as the teams were tied at 38 and again at 40.

From there Iowa gained the lead on two free throws by Cyrus Tate, and, following another basket by Peterson, found some breathing room after a three-point basket by Justin Johnson. The Hawkeyes iced the win by hitting 12-14 free throws in the final seven minutes.

The game was marked by turnovers, as Iowa had 22 errors and Northern Colorado 23. Iowa shot 47.5% from the field and held Northern Colorado to 36% shooting. The visitors held a 34-28 rebounding advantage, but hit just 8-14 (57.1%) free throws.

Peterson led Iowa with a career-high 20 points in just his second college game. Sophomore guard Dan Bohall added a career-best 14 points and collected six rebounds. Senior center Kurt Looby added seven rebounds, four blocked shots, four steals and two assists.

NORTHERN COLORADO -- 47

Name	FG	3-PT	FT	RB	PF	TP	A	TO	BK	S	M
Banks	3-6	0-0	4-4	6	2	10	0	2	2	0	31
Archibeque	2-7	0-0	2-4	4	2	6	1	1	0	0	31
Taibi	5-15	0-9	1-2	6	3	11	1	1	0	1	30
Palacios	1-4	0-1	0-1	2	2	2	1	1	0	2	24
Panagiotakopoulos	3-5	3-4	0-0	2	5	9	6	6	0	2	27
Figures	1-1	0-0	0-0	0	1	2	0	3	0	0	11
Anderson	0-0	0-0	0-0	0	0	0	0	0	0	0	2
Garrett	0-3	0-0	0-1	2	0	0	3	3	0	0	13
Mason	1-4	0-0	0-0	4	3	2	0	4	0	2	14
Montgomery	2-5	0-0	1-2	3	4	5	0	2	0	0	17
Team				5							
Totals	18-50	3-14	8-14	34	22	47	12	23	2	7	200
	FG%: .360	3PT%: .214	FT%: .571								

IOWA -- 58

Name	FG	3-PT	FT	RB	PF	TP	A	TO	BK	S	MN
Looby	1-1	0-0	2-2	7	2	4	2	2	4	4	28
Gorney	4-7	0-0	0-0	4	1	8	0	2	0	0	22
Bohall	3-6	1-3	7-8	6	3	14	1	2	0	0	26
Johnson	1-5	1-3	0-0	3	0	3	4	3	1	0	34
Peterson	7-10	1-2	5-9	2	3	20	2	6	0	2	36
Palmer	0-0	0-0	0-0	0	1	0	0	1	0	0	1
Angle	0-2	0-2	0-0	0	0	0	0	0	0	0	1
Kelly	1-6	0-1	1-2	0	1	3	0	1	0	2	23
Tate	2-3	0-0	3-4	3	3	7	0	3	0	2	18
Cole	0-0	0-0	0-0	1	3	0	1	2	0	0	11
Team				2							
Totals	19-40	3-11	18-25	28	17	59	10	22	5	10	200
	FG%: .475	3PT%: .273	FT%: .720								

Score by Periods:

Northern Colorado	20	27	47
Iowa	26	33	59

Attendance: 8,483

2007-08 Game Summaries

(3) IOWA 62, FLORIDA GULF COAST 49
November 18, 2007, Carver-Hawkeye Arena, Iowa City, IA

A strong second half led Iowa to a 62-49 win over Florida Gulf Coast in Carver-Hawkeye Arena. The visitors hit six of their first seven shots from the field in taking a 14-8 advantage in the first three minutes. Iowa answered with a 9-0 scoring run over the next eight minutes to take a 17-14 advantage. Iowa also led by as many as six points in the opening half before scoring the last basket of the period to take a 32-30 advantage at the break.

The Hawkeye defense took over in the final 20 minutes, allowing the Eagles just 19 points in the second half. Iowa led throughout the second half, but the advantage was just four points with 8:52 to play. Iowa scored five straight points over the next two minutes and led by five or more the rest of the way, with the biggest advantage (61-47) coming with 1:11 to play.

Florida Gulf Coast shot just 28.6% from the field in the second half and just 38% for the game. The visitors also made just 6-23 (26.1%) three-point attempts and 5-11 (45.5%) free throws. After connecting on 42.9% of its first half field goals, Iowa shot 55% from the floor in the second half and 47.9% for the game. Iowa also held a 38-28 rebounding advantage, holding the aggressive Eagles to just seven offensive rebounds.

Senior guard Justin Johnson led Iowa with 19 points, seven rebounds, three assists and three steals. Freshman guard Jeff Peterson added nine points and four assists, while senior forward Seth Gorney grabbed a career-high 11 rebounds. Senior forward Kurt Looby added eight points and five rebounds and freshman forward Jarryd Cole contributed seven points, four rebounds and three steals.

FLORIDA GULF COAST -- 49

Name	FG	3-PT	FT	RB	PF	TP	A	TO	BK	S	M
Liddell	6-10	1-2	2-4	6	1	15	1	2	0	4	32
Adler	2-12	1-6	1-3	6	3	6	1	3	0	3	32
Barrowes	1-2	0-0	0-2	4	4	2	0	2	0	0	22
Quaintance	2-4	2-4	0-0	3	2	6	5	3	0	1	35
Wohlleb	6-16	1-6	0-0	3	0	13	3	4	1	0	32
Matheny	0-2	0-2	0-0	0	1	0	0	1	0	0	5
Lutkenhaus	0-0	0-0	0-0	0	1	0	0	0	0	0	2
Franklin	1-3	1-3	2-2	3	1	5	1	1	0	0	23
Pond	0-0	0-0	0-0	0	0	0	0	0	0	0	1
Narmbaye	1-1	0-0	0-0	0	2	2	0	1	0	0	10
Neptune	0-0	0-0	0-0	0	4	0	0	2	0	0	4
Rodriguez	0-0	0-0	0-0	1	0	0	0	0	0	0	1
Gelin	0-0	0-0	0-0	0	1	0	0	0	0	0	1
Team				2							
Totals	19-50	6-23	5-11	28	20	49	11	19	1	8	200
	FG%: .380	3PT%: .261	FT%: .455								

IOWA -- 62

Name	FG	3-PT	FT	RB	PF	TP	A	TO	BK	S	MN
Looby	4-5	0-0	0-0	5	2	8	0	1	1	0	24
Gorney	1-4	0-0	0-0	11	1	2	1	0	0	0	22
Bohall	2-7	1-5	3-4	4	2	8	4	3	0	2	32
Johnson	7-17	2-9	3-5	7	1	19	3	4	1	3	36
Peterson	3-4	0-1	3-4	0	3	9	4	6	0	1	33
Kelly	1-2	1-1	0-0	2	1	3	1	1	0	0	18
Tate	3-5	0-0	0-1	2	3	6	1	4	0	0	17
Cole	2-4	0-0	3-8	4	2	7	0	1	0	3	18
Team								3			
Totals	23-48	4-16	12-22	38	15	62	14	20	2	9	200
	FG%: .479	3PT%: .250	FT%: .545								

Score by Periods: Attendance: 9,183
Florida Gulf Coast 30 19 49
Iowa 32 30 62

(4) IOWA 65, MARYLAND EASTERN SHORE 48
November 20, 2007, Carver-Hawkeye Arena, Iowa City, IA

Iowa didn't score its first point for over seven minutes and its first field goal until 12:36 remained in the first half, but the Hawkeyes played solid defense throughout and went on to a 65-49 win over Maryland Eastern Shore.

The Hawkeyes trailed by seven points in the early going, their biggest deficit of the season. Iowa took a 10-9 advantage with 7:42 left in the first half on a lay-up by Dan Bohall and led the rest of the way. The advantage was just three points, 21-18, at intermission.

Iowa began the second half with a basket, but could not pull away and led by just three points with 12:27 remaining. Justin Johnson hit a three-point basket and Bohall added two free throws as Iowa stretched the margin to eight with 10 minutes to play. The visitors would cut the margin to four (43-39) with 5:44 to play before Iowa pulled away over the final five minutes.

Both teams struggled from the field, with Iowa shooting 42.5% and UMES just 28.3%. Iowa took advantage of its free throw opportunities, hitting 26-32 free shots for a season-best 81.3%. Iowa held a 38-29 rebounding advantage and had a season-low 14 turnovers.

Johnson led Iowa with 19 points and Bohall added 10 points and five assists. Cyrus Tate sparked the offense in the first half and ended the game with nine points. Freshman Jarryd Cole led the Hawkeyes with seven rebounds and Seth Gorney collected six.

MARYLAND EASTERN SHORE -- 48

Name	FG	3-PT	FT	RB	PF	TP	A	TO	BK	S	M
Mirjacic	0-2	0-1	0-0	3	2	0	0	0	0	0	23
Jackson	1-6	0-0	0-0	5	5	2	0	3	0	2	34
Popovic	1-5	0-0	1-2	5	3	3	1	1	1	0	29
Davis	3-9	1-2	1-2	3	5	8	1	0	0	2	19
Tyson	11-24	7-10	3-4	2	3	32	2	3	0	1	40
Bright	1-7	1-4	0-0	0	1	3	2	3	0	0	16
Akram	0-3	0-2	0-0	0	0	0	0	0	0	1	4
McFadden	0-3	0-1	0-0	1	2	0	0	0	0	1	11
Nimocks	0-0	0-0	0-0	1	1	0	1	0	0	0	11
Krleski	0-0	0-0	0-0	0	0	0	0	0	0	0	3
Bivins	0-0	0-0	0-0	1	0	0	0	0	0	0	0+
Moore	0-1	0-0	0-0	2	3	0	1	1	0	0	10
Team				6				1			
Totals	17-60	9-20	5-8	29	25	48	8	12	1	7	200
	FG%: .283	3PT%: .450	FT%: .625								

IOWA -- 65

Name	FG	3-PT	FT	RB	PF	TP	A	TO	BK	S	MN
Looby	3-3	0-0	1-2	5	0	7	0	2	5	0	24
Gorney	1-3	0-0	2-2	6	0	4	0	0	0	1	17
Bohall	2-6	0-3	6-6	2	0	10	5	0	0	0	30
Johnson	5-13	4-12	5-7	3	3	19	1	1	2	1	36
Peterson	0-3	0-0	2-2	1	5	2	1	2	0	0	23
Palmer	0-0	0-0	0-0	1	0	0	0	0	0	0	5
Angle	0-0	0-0	0-0	0	0	0	0	1	0	0	11
Kelly	2-6	1-1	3-4	5	3	8	3	4	2	3	20
Tate	2-3	0-0	5-6	2	4	9	2	3	1	0	13
Cole	2-3	0-0	2-3	7	1	6	0	1	0	0	21
Team				6							
Totals	17-40	5-16	26-32	38	16	65	12	14	10	5	200
	FG%: .425	3PT%: .313	FT%: .813								

Score by Periods: Attendance: 8,583
Maryland-ES 18 30 48
Iowa 21 44 65

2007-08 Game Summaries

(5) **BRADLEY 67, IOWA 56**
November 23, 2007, Convention Center, South Padre Island, TX

Iowa saw its four-game winning streak come to an end with a 67-56 loss to Bradley in the third round of the South Padre Island Invitational. Bradley used a 19-2 scoring run over an eight minute stretch in the first half to gain control and the Braves were able to hold off Iowa runs over the final 30 minutes of the contest. Iowa started fast in building a 15-8 margin in the first seven minutes before the Braves rallied. After trailing by 10 points in two occasions in the first half, Iowa closed to within four points before Bradley hit a three-pointer just before the buzzer to take a 37-30 halftime advantage.

Iowa trailed by as many as 14 points in the second half before cutting the deficit to five points with 8:46 remaining and six points with 3:33 to play. The Braves answered Iowa's final run with three-point baskets in consecutive possessions to secure the win.

The game was close in nearly all phases. Iowa shot 44.9% from the field compared to 43.6% for Bradley, while the Braves held a 33-31 rebounding advantage and committed four fewer turnovers (13-17). Bradley connected on 11-28 (39.3%) three-point attempts and Iowa hit 9-21 (42.9%).

Senior Justin Johnson, playing in his home state, led Iowa with 16 points and he also had five rebounds. Kurt Looby added 12 points and led the Hawkeyes with eight rebounds and Jake Kelly contributed 11 points, four rebounds, three assists and two steals.

BRADLEY -- 67

Name	FG	3-PT	FT	RB	PF	TP	A	TO	BK	S	M
Wilson	3-8	0-1	2-3	11	1	8	2	0	1	3	27
Crouch	5-13	4-11	0-0	1	1	14	4	1	0	0	36
Ruffin	8-16	6-10	2-2	1	0	24	7	1	0	5	36
Salley	1-2	0-0	0-0	3	1	2	0	2	0	1	18
Warren	1-4	1-4	2-2	4	1	5	1	4	0	0	27
Cole-Scott	1-2	0-1	0-0	2	2	2	2	2	0	0	10
Collins	3-5	0-0	0-2	3	2	6	0	2	1	0	15
Maniscalco	0-0	0-0	0-0	0	1	0	0	0	0	0	11
Egolf	0-2	0-1	0-0	1	3	0	0	0	0	1	9
Singh	2-3	0-0	2-2	2	2	6	0	1	0	0	11
Team				5							
Totals	24-55	11-28	8-11	33	14	67	16	13	2	10	200
	FG%: .436	3PT%: .393	FT%: .727								

IOWA -- 56

Name	FG	3-PT	FT	RB	PF	TP	A	TO	BK	S	MN
Bohall	0-2	0-1	0-0	1	0	0	5	3	0	0	15
Johnson	6-12	4-9	0-1	5	0	16	1	2	0	1	37
Peterson	2-10	1-5	0-0	0	2	5	3	4	0	0	40
Looby	5-8	0-0	2-4	8	1	12	1	1	1	0	27
Gorney	3-4	0-0	0-0	5	2	6	3	2	1	0	29
Palmer	1-3	1-2	0-0	0	1	3	0	1	0	0	7
Angle	1-1	1-1	0-0	3	3	3	1	1	0	0	9
Kelly	4-7	2-3	1-2	4	1	11	3	1	0	2	22
Tate	0-2	0-0	0-0	1	1	0	0	2	0	0	5
Cole	0-0	0-0	0-0	2	4	0	0	0	0	0	9
Team				2							
Totals	22-49	9-21	3-7	31	15	56	17	17	2	3	200
	FG%: .449	3PT%: .429	FT%: .429								

Score by Periods:

Bradley	37	30	67
Iowa	30	26	56

Attendance: 850

(6) **UTAH STATE 75, IOWA 62**
November 24, 2007, Convention Center, South Padre Island, TX

Utah State shot 50% from the field, 58.8% from three-point range and 81% from the free throw line in taking a 75-62 win over Iowa in the consolation game of the South Padre Invitational.

The Aggies built a 9-4 advantage in the first four minutes and never trailed. Iowa stayed close throughout the first half, cutting an early eight point deficit to two with eight minutes left. The lead expanded to as many as 12 points before Utah State led 36-27 at the break.

Iowa was never able to close the gap to less than five in the second half, as the Aggies would answer every Hawkeye run with points at their end of the floor. Utah State shot 52.4% from the field in the second half, including 66.7% (6-9) from three-point range. The Aggies were credited with 21 assists on their 24 field goals. Both teams were able to take care of the ball, as each had just seven turnovers.

Iowa's balanced attack was led by Justin Johnson, who was named to the all-tournament team. Johnson had 14 points against Utah State and led the team with two steals. Kurt Looby added 10 points and led Iowa with eight rebounds and two blocked shots. Freshman Jarryd Cole added a career-best 10 points and six rebounds, while Seth Gorney and Jake Kelly each scored eight points. Iowa shot 43.1% from the field, but connected on just 5-20 (25%) three-point attempts while being outrebounded 31-27. The Hawkeyes matched a season best by connecting on 81.3% of their free throw attempts.

UTAH STATE -- 75

Name	FG	3-PT	FT	RB	PF	TP	A	TO	BK	S	M
Clark	1-4	0-1	2-4	0	1	4	9	1	0	0	31
Spraggins	5-7	3-5	1-2	1	3	14	1	0	0	2	31
Carroll	5-8	4-5	6-6	12	3	20	5	2	0	0	37
DeCharme	8-14	1-1	3-4	3	1	20	0	1	0	0	31
Wilkinson	1-6	0-2	2-2	3	2	4	1	0	0	0	28
Williams	0-0	0-0	0-0	0	1	0	0	0	0	0	2
Stephens	0-3	0-2	0-0	1	0	0	2	1	0	1	9
Newbold	2-2	2-2	0-0	3	0	6	0	0	0	0	10
Wesley	2-3	0-0	3-3	1	4	7	3	2	1	0	15
Formisano	0-1	0-0	0-0	2	0	0	0	0	0	0	6
Team				5							
Totals	24-48	10-17	17-21	31	15	75	21	7	1	3	200
	FG%: .500	3PT%: .588	FT%: .810								

IOWA -- 62

Name	FG	3-PT	FT	RB	PF	TP	A	TO	BK	S	MN
Bohall	1-3	0-2	0-2	2	3	2	1	1	0	0	17
Johnson	5-16	2-11	2-2	1	1	14	1	0	0	2	34
Peterson	1-6	0-2	2-2	1	5	4	5	3	0	0	26
Looby	5-6	0-0	0-0	8	2	10	2	0	2	1	33
Gorney	3-4	0-0	2-2	2	0	8	0	0	0	0	18
Palmer	0-1	0-0	0-0	0	1	0	0	0	0	0	5
Angle	2-4	2-2	0-1	1	0	6	0	0	0	0	8
Kelly	2-4	1-2	3-3	3	4	8	2	3	0	0	34
Cole	3-7	0-1	4-4	6	2	10	1	0	1	0	25
Team				3							
Totals	22-51	5-20	13-16	27	18	62	12	7	3	3	200
	FG%: .431	3PT%: .250	FT%: .813								

Score by Periods:

Utah State	36	39	75
Iowa	27	35	62

Attendance: 900