

University of Iowa Hawkeye Hoops

2008-09 Final Notes

April 9, 2009

2008-09 Results Record: 15-17, 5-13

| | | |
|-----------|---------------------|----------|
| Nov. 14 | Charleston Southern | W, 68-48 |
| Nov. 17 | Texas-San Antonio | W, 73-67 |
| Nov. 20 | at The Citadel | W, 70-48 |
| * Nov. 23 | Oakland | W, 66-57 |
| * Nov. 25 | SE Missouri State | W, 75-41 |
| # Nov. 28 | West Virginia (n) | L, 68-87 |
| # Nov. 29 | Kansas State (n) | W, 65-63 |
| Dec. 2 | at Boston College | L, 55-57 |
| Dec. 5 | Bryant Univ. | W, 61-36 |
| Dec. 9 | Northern Iowa | W, 65-46 |
| Dec. 12 | Iowa State | W, 73-57 |
| Dec. 20 | at Drake | L, 43-60 |
| Dec. 27 | Western Illinois | W, 58-43 |
| Dec. 31 | at Ohio State | L, 65-68 |
| Jan. 3 | Indiana | W, 65-60 |
| Jan. 8 | Minnesota | L, 49-52 |
| Jan. 11 | at Michigan | L, 49-64 |
| Jan. 18 | at Purdue | L, 53-75 |
| Jan. 21 | Wisconsin (OT) | W, 73-69 |
| Jan. 24 | at Penn State | L, 59-63 |
| Jan. 29 | Michigan State | L, 56-71 |
| Feb. 1 | at Illinois | L, 54-62 |
| Feb. 4 | at Indiana | L, 60-68 |
| Feb. 7 | Northwestern | W, 56-51 |
| Feb. 11 | at Wisconsin | L, 52-69 |
| Feb. 14 | Purdue | L, 45-49 |
| Feb. 22 | Michigan (OT) | W, 70-60 |
| Feb. 25 | at Michigan State | L, 54-62 |
| Feb. 28 | at Northwestern | L, 49-55 |
| Mar. 3 | Ohio State | L, 58-60 |
| Mar. 7 | Penn State (2 OT) | W, 75-67 |
| & Mar. 12 | Michigan (n) | L, 45-73 |

* - - Las Vegas Invitational, Iowa City

- - Las Vegas Invitational, Las Vegas

& - - Big Ten Tournament, Indianapolis

SID Contact: Steve Roe

E-Mail: steven-roe@hawkeyesports.com

Office: (319) 335-9425

Cell: (319) 594-6581

HAWKEYES PROGRESS & IMPROVE THROUGH 2009

Iowa ended the 2008-09 basketball season with a 15-17 record, showing a two-game improvement in the win column over the previous season. The Hawkeyes posted a 5-13 Big Ten Conference record for a 10th place finish. The record, however, doesn't tell the entire story of how close the Hawkeyes were to a breakthrough season.

Consider the fact that Iowa lost 10 games by eight points or less, including six by four points or less. That includes three games in which the Hawkeyes had a three-point attempt in the final seconds to either tie or win the game, and another where a pair of free throws could have forced overtime. The Hawkeyes also won five games by six points or less, including all three overtime games.

Iowa was also forced to play the second half of the season at less than full strength. Freshman Anthony Tucker, who led the team in scoring in non-conference action, was academically ineligible for the second semester. Senior Cyrus Tate, the team's leading rebounder, missed nine Big Ten games and the majority of three others due to injury. Sophomore Jeff Peterson, who led the team in assists the past two seasons, missed the final seven games of the year with a strained hamstring.

Iowa's schedule proved to be as demanding as usual, ranking 43rd in the nation in strength of opponents. Twenty-four of Iowa's 32 games were against teams that advanced to post-season play, including 16 games (3-13) against teams that advanced to the NCAA Tournament. Overall, 16 of Iowa's 23 opponents played in the post-season, 10 in the NCAA Tournament. Iowa was 3-2 against three teams that made the NIT, including a 1-1 mark against champion Penn State. Iowa was 2-1 against three opponents that competed in the CollegeInsider.com event. Along with Penn State winning the NIT, Michigan State advanced to the NCAA Tournament championship game.

Along with wins over Michigan, Wisconsin and Penn State, Iowa had near misses against Ohio State (three and two points), Minnesota (three), Purdue (four), Penn State (four) and Boston College (two).

For the second straight season under Coach Todd Lickliter, Iowa ranked among the national leaders in scoring defense, ranking 14th by allowing 59.6 points per game. The Hawkeyes also ranked 26th in free throw percentage (.744) and 31st in three-point field goals per game (8.1).

Kelly led the team in scoring at 11.6 per game and was named honorable mention all-Big Ten by both the league coaches and media. He averaged over 19 points in the last seven games after moving to point guard in Peterson's absence.

Freshman Matt Gatens was the only Hawkeye to start all 32 games. He ranked second in scoring (10.8) and set an Iowa single-season record for free throw percentage at .904 (75-83). He was named to the Big Ten Conference all-Freshman team. Along with leading the Big Ten in free throw percentage, Gatens ranked among conference leaders in field goal percentage and three-point accuracy.

Looking ahead, Iowa's non-conference slate next season will again include the three in-state rivals, along with a home game in the Big Ten/ACC Challenge. Iowa will also take part in the CBE Classic, which includes Pittsburgh, Texas and Wichita State.

IOWA

BASKETBALL



hawkeyesports.com

Coach Todd Lickliter

Todd Lickliter has completed his second season as the head basketball coach at the University of Iowa and his eighth year overall as a college head coach. Lickliter spent six seasons (2001-07) as the head coach at Butler University.



Lickliter holds a career mark of 159-97 (.621). He is 28-36 (.438) at Iowa, including 11-25 (.306) in Big Ten games. Lickliter posted a 131-61 (.682) record as Butler's head coach.

He led Butler to four post-season tournament berths, including trips to the NCAA Sweet 16 in 2003 and 2007.

Lickliter was named the 2006-07 Division I Coach of the Year by the National Association of Basketball Coaches (NABC) and was recognized as the High-Major Coach of the Year by collegehoops.net. He was also named 2007 Horizon League Coach of the Year for the second consecutive year after guiding the Bulldogs to a school and league-record 29 victories.

He led Butler to the regular season co-championship in the Horizon League in 2007. The Bulldogs advanced to the Sweet 16 in the NCAA Tournament before falling to eventual national champion Florida (65-57).

Butler won three games over top 25 opponents (Tennessee, Gonzaga, Maryland) in 2006-07 and recorded eight victories over teams that participated in the NCAA Tournament.

Butler averaged 22 wins per year under Lickliter, winning league titles in 2002, 2003 and 2007 while winning at least 20 games in four of six seasons.

Lickliter led the Bulldogs to an unbeaten home record (12-0) in 2002-03, and mentored Butler to a 70-12 (.854) home mark in his six seasons. His Bulldog teams were 6-5 against teams ranked in the "Top 25" and compiled four of the top 10 winning streaks in Butler history.

In his first season as Butler's head coach, Lickliter guided the Bulldogs to a then school-record 26 victories and a third consecutive Horizon League regular season title.

Lickliter guided the 2003 Bulldogs to an even more impressive season in his second year as head coach. He led Butler to a 27-6 record, breaking the single-season mark for victories for a second consecutive year.

Lickliter served as an assistant coach at Butler and Eastern Michigan and was a high school head coach in Indianapolis and Danville, IL.

In his final two seasons as a Butler assistant coach, the Bulldogs compiled a 47-16 record, including "Top 25" wins over 10th-ranked Wisconsin and 23rd-ranked Wake Forest. The win over the Demon Deacons in the 2001 NCAA Tournament was Butler's first NCAA Tournament victory in 39 years.

Lickliter played his final two collegiate seasons at Butler, where he earned a B.S degree in secondary education in 1979.

Iowa Quick Facts

| | |
|---------------------------------|-------------------------|
| Location: | Iowa City, IA |
| Founded: | 1847 |
| Enrollment: | 30,561 |
| President: | Sally Mason |
| Athletic Director: | Gary Barta |
| Conference: | Big Ten |
| Home Arena: | Carver-Hawkeye (15,500) |
| All-Time Record: | 1,466-1,006 (.593) |
| All-Time Big Ten Record: | 695-690 (.502) |
| NCAA Appearances: | 22 |
| NCAA Tournament Record: | 27-24 |

| | |
|--------------------------------|---|
| Head Coach: | Todd Lickliter (Butler) |
| Record At Iowa: | 28-36 (.438) (2nd year) |
| Career Record: | 159-97 (.621) (8th year) |
| Big Ten Record: | 11-25 (.306) |
| Assistant Coaches: | Joel Cornette (Butler) LaVall Jordan (Butler) Chad Walthall (Concordia, MN) |
| Dir. of Operations: | Jerry Strom (Concordia, NE) |
| Video Coordinator: | Justin Wieck (Iowa) |
| Graduate Manager: | Garrett Lickliter (Marian) |
| Trainer: | John Streif |
| Sports Information: | Phil Haddy/Steve Roe |
| Sports Info. Telephone: | 319-335-9411 |
| Sports Info. FAX: | 319-335-9417 |
| Internet Address: | www.hawkeyesports.com |

IOWA HISTORY

Iowa has played 2,472 games since beginning basketball in 1902. Overall Iowa's record is 1,466-1,006 (.593). That includes a 925-320 (.743) record in home games, a 541-686 (.441) record in games away from Iowa City, a 695-690 (.502) mark in Big Ten games and a 331-94 (.779) record in Carver-Hawkeye Arena.

IOWA IN CARVER-HAWKEYE ARENA

Iowa has compiled a 330-94 (.778) record in Carver-Hawkeye Arena since the facility opened in January, 1983. Iowa is 155-77 (.668) in Big Ten games and 175-17 (.911) in non-Big Ten games.

HAWKEYES ARE TOUGH AT HOME

Iowa has won 55 of its 68 games (.809) in Carver-Hawkeye Arena (15,500) over the last four seasons, including win streaks of 21 straight overall and 12 straight Big Ten Conference wins. Iowa has won 10 of its last 16 home games against ranked opponents and was 13-4 at home in 2008-09. Three of Iowa's four home losses were to ranked opponents and three of the four losses were by four points or less.

Iowa was a perfect 17-0 at home in 2006, 14-2 in 2007 and 10-8 in 2008. Iowa has compiled a 24-10 Big Ten Conference record in that time.



KELLY & GATENS EARN POST-SEASON HONORS

Jake Kelly earned honorable mention all-Big Ten recognition, while Matt Gatens was named to the all-Freshman team.

Kelly was recognized by both the conference coaches and league media. He led Iowa in scoring (11.6) and averaged 19.1 points over Iowa's last eight games. Kelly shot 44.7% from the field and 83.5% from the free throw line.

He was named Big Ten Player of the Week twice during the final month of the season.

The all-Freshman team is selected by Big Ten coaches. Gatens led all Big Ten players in free throw percentage (.904) and ranked among freshman leaders in scoring (10.8), field goal percentage (.422), three-point percentage (.403) and minutes played (34.0). He was the only Hawkeye to start all 32 games and he averaged 34 minutes per game while ranking second in rebounds (3.8) and third in assists (2.2) and steals (0.8).

GATENS AMONG TOP BIG TEN FRESHMEN

Matt Gatens ranked among Big Ten freshman leaders in several categories. Gatens is first in three-point percentage (.403), free throw percentage (.904) and minutes played (34.0) and second in scoring (10.8) and three-point field goals per game (1.6).

IN THE RECORD BOOK

Iowa equaled or set several records during the course of the season.

- Freshman Matt Gatens set a single-season record for free throw percentage at 90.4% (75-83). The previous record of 88.5% (108-122) was set by Luke Recker in 2001-02.
- Junior Devan Bawinkel made 8-13 three-point attempts in a home loss to Ohio State, becoming the third Hawkeye player to make as many as eight in a game (the Iowa record of nine is held by Chris Kingsbury (twice). Bawinkel's 13 attempts tie as the fifth most in a game by an Iowa player.
- Among Iowa freshmen, Gatens ranks first in free throw percentage (.904), second in three-point percentage (.403) and seventh in total points (345).
- Jermain Davis tied a single-game record for free throw percentage by making all 10 of his attempts in an early season win over Texas-San Antonio. A total of 24 Hawkeyes have been perfect from the free throw line (minimum 10 attempts). Glenn Vidnovic (2/4/69 vs. Purdue) is the only player to be perfect with 13 attempts. Davis is one of seven Iowa players to be perfect on 10 or more attempts in Carver-Hawkeye Arena.
- As a team, Iowa made 258 of 709 attempts from three-point range. Both figures rank second best for a single season. Iowa made 274 of 743 attempts in 1995.
- Iowa shot 74.4% (369-496) from the free throw line, the fourth best single-season performance. The Hawkeyes shot 78% in 1970, 77.1% in 1969 and 74.7% in 1971.

THREE POST DOUBLE-DOUBLE

In Iowa's double overtime win over Penn State to close the regular season, three Hawkeye players recorded double-doubles. Jake Kelly had 22 points and 11 assists, while Cyrus Tate added 15 points and 10 rebounds and Jarryd Cole collected 14 points and 11 rebounds.

Iowa had not had three players with a double-double in the same game since an 86-78 loss at Cal-Irvine on Dec. 29, 1993. In that game, Jess Settles had 21 points and 11 rebounds, Russ Millard had 12 points and 11 rebounds and Jim Bartels had 10 points and 12 rebounds.

HAWKEYES FACED STRONG SCHEDULE

Iowa's schedule strength ranked 43rd in the nation. Sixteen of Iowa's 23 opponents advanced to post-season play and the Hawkeyes played 24 of 32 games against those teams. Iowa was 3-13 against teams in the NCAA Tournament, with wins over Wisconsin, Michigan and Northern Iowa. The Hawkeyes were 3-2 against three teams (Penn State, Kansas State, Northwestern) that participated in the NIT and 2-1 against three teams (Oakland, The Citadel, Drake) that took part in the CollegeInsider.com post-season event. Five of Iowa's 13 non-conference opponents won over 20 games and eight were .500 or better for the season.

Iowa dropped two games to Michigan State, who lost in the NCAA title game. The Hawkeyes split two games with NIT champion Penn State.

Seven of Iowa's losses were to teams ranked in the top 25 at the time of the game.

IOWA RECORD BY CONFERENCE

Iowa played teams from the Atlantic Coast, Big East, Big South, Big 12 (two), Missouri Valley (two), Ohio Valley, Southern, Southland and Summit (two) conferences in non-conference action. Outside of the Big Ten, Iowa's foes included Boston College (22-11), West Virginia (23-11), Kansas State (21-11), Northern Iowa (23-11), The Citadel (18-13) and Oakland (22-12). Northern Iowa won both the regular season and post-season tournament championships in the Missouri Valley.

Following is a breakdown of Iowa's record by conference:

| | | | |
|----------------|------|-----------------|-----|
| Atlantic Coast | 0-1 | Missouri Valley | 1-1 |
| Big East | 0-1 | Ohio Valley | 1-0 |
| Big South | 1-0 | Southern | 1-0 |
| Big Ten | 5-14 | Southland | 1-0 |
| Big 12 | 2-0 | Summit League | 2-0 |
| Independent | 1-0 | | |

HAWKEYES WERE SHORT HANDED

Iowa played a number of games during the Big Ten Conference season without its entire roster.

Freshman guard Anthony Tucker missed the final 15 conference games after being ruled ineligible in accordance with Big Ten Conference academic requirements. Tucker averaged 10.4 points in the 14 games in which he played, leading Iowa in scoring through the 13 non-conference games.



How Many Times a Hawkeye Player . . .

Scored 20 or More Points

| | |
|----------------------|---|
| Jake Kelly | 4 |
| Matt Gatens..... | 2 |
| Anthony Tucker..... | 2 |
| Devan Bawinkel | 1 |
| David Palmer | 1 |
| Cyrus Tate | 1 |

Scored 15 or More Points

| | |
|----------------------|---|
| Jake Kelly | 7 |
| Jeff Peterson | 7 |
| Matt Gatens | 3 |
| Anthony Tucker..... | 2 |
| David Palmer | 2 |
| Cyrus Tate | 2 |
| Devan Bawinkel | 1 |
| Jermain Davis | 1 |
| Aaron Fuller..... | 1 |

Grabbed 10 or More Rebounds

| | |
|---------------------|---|
| Cyrus Tate | 5 |
| Matt Gatens..... | 1 |
| Jake Kelly | 1 |
| Anthony Tucker..... | 1 |

Grabbed 7 or More Rebounds

| | |
|---------------------|---|
| Jarryd Cole..... | 5 |
| Cyrus Tate | 3 |
| Jermain Davis | 2 |
| Jake Kelly | 2 |
| David Palmer | 2 |
| Devan Bawinkel..... | 1 |
| Aaron Fuller..... | 1 |
| Matt Gatens..... | 1 |
| Anthony Tucker..... | 1 |

Dished out 7 or More Assists

| | |
|--------------------|---|
| Jeff Peterson..... | 3 |
| Jake Kelly | 2 |
| Matt Gatens..... | 1 |

Dished our 5 or More Assists

| | |
|---------------------|---|
| Jeff Peterson..... | 9 |
| Jake Kelly | 3 |
| Matt Gatens..... | 2 |
| Jermain Davis | 1 |

Recorded 4 or More Steals

| | |
|--------------------|---|
| Matt Gatens..... | 1 |
| Jeff Peterson..... | 1 |

Blocked 3 or More Shots

| | |
|-------------------|---|
| Aaron Fuller..... | 1 |
| Cyrus Tate | 1 |

2008-09 Margin of Victory/Defeat

| Points | 1 | 2 | 3 | 4 | 5 | 6 | 7 | 8 | 9 | 10+ | 15+ | 20+ | OT |
|--------|---|---|---|---|---|---|---|---|---|-----|-----|-----|----|
| Wins | 0 | 1 | 0 | 1 | 2 | 1 | 0 | 1 | 1 | 1 | 3 | 4 | 3 |
| Losses | 0 | 2 | 2 | 2 | 0 | 1 | 0 | 3 | 0 | 0 | 5 | 2 | 0 |

Senior Cyrus Tate missed nine games entirely due to a sprained ankle. Tate also played just four minutes in a home win over Michigan, eight minutes in a home loss to Minnesota and 13 minutes in a home win over Northwestern. Tate was Iowa's rebounding leader (5.7) while averaging seven points a game.

Sophomore guard Jeff Peterson suffered a strained hamstring in a loss at Wisconsin and did not play in Iowa's final seven games. Peterson led Iowa in assists (4.2) for the second straight year and averaged 10.6 points per game.

Junior guard Jermain Davis missed the home game vs. Michigan and a road game at Michigan State due to a bruised knee. Davis started 11 games throughout the season.

TUCKER MISSED SECOND SEMESTER

Freshman guard Anthony Tucker did not play during the second semester due to being ruled ineligible in accordance with Big Ten Conference academic requirements.

Tucker (6-4, 200) joined the Iowa program after a prep career at Minnetonka, MN HS and started eight of the 14 games he played. Tucker averaged 10.4 points and three rebounds per game, shooting 43.8% from the field, including 42.7% from three-point range.

Tucker scored a career-high 24 points in a loss to West Virginia and recorded his only double-double with 14 points and 10 rebounds in a win over Southeast Missouri State. He scored in double figures in eight games.

NOT AT FULL STRENGTH

Iowa has played a number of games over the past two seasons without being at full strength. Following are the reasons several key players have missed significant action in the last two years.

- Forward Cyrus Tate suffered a sprained right ankle against Minnesota (Jan. 8) and played just eight minutes in a three point loss. Tate missed seven games before returning to action in a home win over Northwestern. He did not play vs. Wisconsin and Purdue, but saw increased minutes in the last six games.
- Guard Jeff Peterson was discovered to have a broken navicular bone in his left wrist following Iowa's opening Big Ten game at Ohio State. Peterson did not miss any games due to the injury and had surgery after the season. Peterson missed the last 9:31 of the Feb. 11 loss at Wisconsin due to a strained hamstring and did not see action in Iowa's last seven games.
- Freshman guard Anthony Tucker was Iowa's leading scorer in non-conference action at just over 11 points per game. Tucker contracted mononucleosis in late November and his production began to trail off after a season-best 24 points in a Nov. 28 loss to West Virginia. Tucker was ruled academically ineligible for the second semester.
- Junior guard Jermain Davis suffered a bruised knee Feb. 10 during practice and was unable to play in games vs. Michigan and Michigan State.
- Guard Tony Freeman suffered a stress fracture in his foot during an exhibition game prior to the start of the 2007-08 season. Freeman missed the first nine games of the season and 10 games overall. When playing, Freeman led Iowa in scoring (13.8) and assists (3.2).
- Forward Jarryd Cole suffered a major knee injury in the 13th and final non-conference game of the 2007-08 season. Cole underwent surgery and missed the entire Big Ten season and the Big Ten Tournament. Cole had started six of 13 games prior to his injury, averaging 6.6 points and 4.8 rebounds.



IOWA PROGRAM REACHES 1,400 WINS

The Iowa basketball program reached 1,400 wins (now at 1,466) with a 79-46 victory over Texas-San Antonio on Nov. 26, 2005. Iowa ranks 36th on the all-time list for victories and is one of 40 NCAA Division I programs with as many as 1,450 wins. Iowa's basketball history includes 73 winning seasons and 24 years in which the Hawkeyes have won 20 or more games. Iowa (with 22) is one of 31 programs to earn more than 20 invitations into the NCAA Tournament.

IOWA TWO-POINT FIELD GOALS

In a 56-51 win over Northwestern, Iowa attempted just 10 two-point field goals, and made just two of those attempts. Iowa made 12-30 three-point attempts and 16-18 free throws in the win. The two made field goals are the fewest two-point field goals for Iowa since the Hawkeyes had just six in a 43-36 home win over Michigan State in 2007-08. The 10 two-point attempts are the fewest since Iowa had 13 two-point attempts in a home win over Penn State in 2007-08.

The two made and 10 attempted two-point field goals against Northwestern are the fewest ever for Iowa, in both categories, since the inception of the three-point field goal.

HAWKEYES WORK OVERTIME

With a 75-67 double overtime win over Penn State, Iowa improved to 3-0 in overtime games in 2008-09, all in Carver-Hawkeye Arena. The Hawkeyes defeated Wisconsin (73-69) Jan. 21 and Michigan (70-60) Feb. 22 in single overtime games. Iowa closed the regular season with a 75-67 double overtime win over Penn State.

Iowa won three overtime games in a season for the first time since the 1976-77 season. That year, Iowa defeated Illinois 84-81 and Ohio State 74-70 in single overtime and stopped Wisconsin 94-93 in two overtimes. Those three games were all on the road.

The victory over Penn State marked Iowa's first double overtime win since an 84-82 victory at Indiana on Feb. 7, 2004. Iowa had not had a double overtime win at home since a 99-94 win over Missouri on Dec. 16, 2000.

Iowa is 49-51 in all overtime games, including a 39-38 record in single overtime and a 7-9 mark in two overtimes. Iowa is 3-1 in overtime under Coach Todd Lickliter.

CLOSE GAMES WERE THE NORM

Eighteen of Iowa's 32 games were decided by 10 points or less, with Iowa posting an 8-10 record in those games. Twelve of those games were decided by six points or less, and Iowa won three overtime games.

- Iowa held off Texas-San Antonio (73-67) in the second game of the season by making 14-15 free throws in the second half, including its final 14 attempts.
- Iowa led for 39 minutes in taking a 66-57 win over Oakland, but the Hawkeyes led by just two points with 2:54 remaining before pulling away in the final two minutes.

- Iowa collected a 65-63 win over Kansas State in the consolation game of the Las Vegas Invitational. Cyrus Tate scored from the lane as time expired for the winning basket. Kansas State had tied the score with an offense rebound with 14 seconds remaining.
- Iowa trailed at Boston College by 11 points with 4:45 to play before a 10-1 scoring run closed the final margin to 57-55 in the ACC/Big Ten Challenge. Iowa had a chance to force overtime, but missed the front end of a one-and-one free throw opportunity with no time left on the clock.
- Iowa dropped a 68-65 decision at Ohio State. Iowa made a season-high 14 three-point baskets, but missed two three-point shots in the final seconds that could have forced overtime.
- Iowa defeated Indiana 65-60 at Iowa City, surviving a late Indiana rally that saw the Hoosiers trim the Iowa advantage to two points with 22 seconds remaining. Iowa added three free throws to clinch the win.
- Iowa led Minnesota by as many as 13 points in the first half before the Gophers rallied for a 52-49 win in Iowa City. The Hawkeyes lost the services of senior forward Cyrus Tate eight minutes into the game due to an ankle injury. Iowa cut the deficit to one point with seven seconds to play, then missed a long, desperation three-point attempt after two Minnesota free throws.
- Iowa rallied from a seven point deficit in the second half to defeat Wisconsin 73-69 in overtime at Iowa City. The Badgers forced the overtime on a deep three-point basket in the final second before Iowa won in its first overtime of the season.
- Iowa led by 14 points in the second half at Penn State before the Nittany Lions rallied for a 63-59 win. The Hawkeyes missed three attempts to tie the score in the final two minutes before a Penn State free throw with four seconds left secured the win.
- Iowa led by three points at halftime in a 62-54 loss at Illinois, but the Illini shot 65% from the field in the second half to earn the win in Champaign.
- Iowa cut a 20-point second half deficit to just three with 44 seconds remaining at Indiana, but two turnovers in the final minute proved costly as the Hoosiers won 68-60.
- Iowa outscored Northwestern 11-5 in the final 1:05 to earn a 56-51 win in Iowa City. Devan Bawinkel gave Iowa a 48-46 advantage with 1:05 to play and Jeff Peterson came up with a steal on Northwestern's next possession. Iowa made all 10 of its free throw attempts in the final minutes.
- Iowa dropped a 49-45 home decision to No. 20/23 Purdue when the Boilermakers used a 10-4 scoring run over the final seven minutes. Iowa trailed by just three points with 17 seconds remaining and forced a missed shot, but Purdue collected the offensive rebound and sealed the win by hitting three of four free throws.
- Iowa rallied from a four point deficit in the final minute to force overtime, before scoring a 70-60 win over Michigan. Matt Gatens hit four straight free throws to force the overtime and Jake Kelly added nine points in the overtime period to secure the win.



- Iowa shot 55% from the field in the second half, but it wasn't enough in a 62-54 loss at Michigan State. The Hawkeyes closed a 10-point halftime deficit to five points with just over eight minutes to play, but the Spartans connected on six straight free throws and Iowa was never closer.
- Iowa dropped a 55-49 contest at Northwestern after leading by as many as seven in the second half. Iowa tied the score at 47 with just over four minutes to play and trailed by just two when Northwestern hit a three-point basket with 54 seconds remaining.
- Ohio State used a basket by Evan Turner in the final two minutes to win at Iowa, 60-58. OSU blocked a lay-up attempt with seven seconds remaining and survived when a three-point shot by the Hawkeyes was off target at the final buzzer.
- Iowa scored the final 11 points in the second overtime period to defeat Penn State 75-67 at Iowa City. Iowa led by as many as nine points in the final minutes of regulation before needing a basket with 10 seconds remaining to force the first overtime.

IOWA VS. RANKED TEAMS

These are Iowa's most recent wins vs. nationally ranked opponents:

| | |
|-----------------------|---|
| At Home: | 43-36 over sixth-ranked Michigan State, 1/12/08 |
| On the Road: | 70-67 over 21st-ranked Indiana, 2/11/06 |
| Neutral Court: | 67-60 over 7th-ranked Ohio State, 3/12/06 In semi-finals of Big Ten Tournament |

LICKLITER VS. RANKED TEAMS

Iowa Coach Todd Lickliter holds a 7-17 record when coaching against nationally ranked opponents, including a 1-12 mark at Iowa (0-7 in 2008-09) and a 6-5 record in six seasons at Butler.

Iowa, in 2008-09, dropped a 68-65 contest at No. 23 Ohio State Dec. 31 and lost a 52-49 decision to No. 19/22 Minnesota Jan. 8 in Iowa City. Iowa was defeated 75-53 Jan. 18 at No. 19/19 Purdue and the Boilermakers won at Iowa City (49-45) while ranked No. 20/23. Iowa lost 71-56 to No. 9/9 Michigan State at home 62-54 to the No. 9/9 Spartans at East Lansing, and 62-54 at No. 19/20 Illinois.

In 2007-08, Iowa defeated sixth-ranked Michigan State (43-36), while dropping decisions to 11th-ranked Indiana (76-79), 24th-ranked Wisconsin (51-64), seventh-ranked Indiana (43-65), eighth-ranked Wisconsin (54-60) and 17th-ranked Michigan State (52-66).

Lickliter's Butler teams defeated ranked opponents Louisville (14th), Maryland (18th), Mississippi State (20th), Ball State (21st), Tennessee (22nd) and Gonzaga (23rd). His teams are 0-3 vs. top five opponents, including losses to third-ranked Oklahoma in 2003, third-ranked Florida in 2007 and fifth-ranked Duke in 2003.

HAWKEYES FROM THE LINE

- Iowa shot 74.4% from the free throw line to rank second in the Big Ten and 24th in the nation. That figure also ranks fourth best at Iowa for an entire season.
- Iowa made all eight free throw attempts in a win over Northern Iowa. That perfect performance is the best for an Iowa team since Nov. 19, 2004 when the Hawkeyes established a school record by hitting all 20 of their free throw attempts in a win over Western Illinois.
- Iowa connected on 20-22 attempts (90.9%) in a win over Texas-San Antonio, including its last 14 attempts over the final 13 minutes.
- Iowa made 16-18 (88.9%) free throw attempts in a 56-51 win over Northwestern. The Hawkeyes hit 13-14 in the second half, including all 10 attempts in the final 3:08.
- Iowa made 12-13 (92.3%) free throws at Michigan State, making its first 12 before missing a final attempt.
- Iowa's accuracy from the free throw line was led by freshman Matt Gatens, who shot 90.4% (75-83) to lead all players in the Big Ten. He ranked as high as fourth in the nation, but finished the year under the minimum made per game (2.5). Gatens made 26 straight free throws over a 16-game span, from a win over Texas-San Antonio on Nov. 17 to missing his first attempt against Wisconsin on Jan. 21.
- Jermain Davis led Iowa vs. UTSA, making all 10 of his attempts. He is the 24th Iowa player ever to shoot 100% from the free throw line in a game, with a minimum of 10 attempts. Davis is the seventh player (sixth Hawkeye) to make as many as 10 free throws in a game without a miss, in Carver-Hawkeye Arena.
- Iowa single-game free throw bests included 88.9% (8-9) in a loss at Boston College, 90.9% (10-11) in a loss to Minnesota, 90% (9-10) in a loss at Michigan, 93.8% (15-16) in a loss at Penn State and 88.9% (16-18) in a win over Northwestern.
- Iowa had a season low in made free throws (three) and free throw attempts (four) in a loss at Illinois and made just 4-8 attempts in a loss at Northwestern.
- Jake Kelly made 9-10 free throws in a loss to West Virginia, Jeff Peterson made 11-12 free throws in a win over Kansas State and Cyrus Tate made 10-11 in a home win over Indiana.

IOWA FROM THREE-POINT RANGE

- Iowa averaged 8.1 three-point field goals per game and 22.2 attempts per game. Iowa shot 36.4% from three-point range overall and 34.2% in Big Ten play. The Hawkeyes ranked third in the Big Ten in three-point field goals per game and fifth in three-point percentage.
- Overall, 48.3% (709-1,469) of Iowa's field goal attempts were the three-point variety. Iowa attempted a season-high 30 three-pointers against Southeast Missouri State (13 made), a home win over Northwestern (12 made) and a home win over Penn State (10 made).



- Iowa made a season-high 14 three-point baskets in a 68-65 loss at Ohio State to open Big Ten play. The 14 three-point baskets tie as the second highest total in school history. Iowa made 15 in two games, the most recent against Northwestern on Jan. 3, 1998. Iowa shot an even 50% (14-28) against Ohio State. The Hawkeyes made 14 three-point baskets in five games prior to this season.
- Iowa made 13 three-point field goals in two games (at The Citadel and vs. SE MO State). The 13 three-point field goals tie as the 10th most by an Iowa team in a single game.
- Devan Bawinkel made 8-13 treys in a home loss to Ohio State, becoming just the third Iowa player to make as many as eight in a single game. Chris Kingsbury twice made nine in a game and Justin Johnson made eight twice.
- Iowa had a season-low two three-point baskets in a 49-45 home loss to Purdue, with 19 three-point attempts (10.5%). Iowa had just four three-point baskets in a 63-59 loss at Penn State, shooting just 23.5% (4-17).

IOWA SHOOTING ON TARGET

Iowa shot 44.2% from the field in all games and 42.7% in Big Ten Conference games.

Overall, the Hawkeyes made at least 50% of their field goal attempts in seven games. Iowa has single-game bests of 57.1% from the field in a win over Texas-San Antonio and 52% (13-25) from three-point range in a win at The Citadel. Iowa shot 52.3% from the field at Ohio State, its best performance in Big Ten action, and 50% in a loss at Wisconsin.

IOWA GETS DEFENSIVE

- Iowa's defensive play was a constant throughout the season, as the Hawkeyes rank 16th nationally in scoring defense, allowing 59.6 points per game. Iowa held Purdue to 49 points, just the second time in 26 games the Boilermakers failed to score more than 50. Iowa held Michigan State to 62 points and Ohio State to just 60. Penn State scored 56 points in regulation and 67 points in two overtimes, shooting just 25% from the field in the extra 10 minutes.
- In an overtime win over Michigan, the Hawkeyes allowed the Wolverines just 56 points in regulation and four points in the extra session. Michigan shot just 32.2% from the field, including 10% (1-10) in the overtime.
- Iowa opponents shot 43.4% from the field, including 35.3% from three-point range. Iowa's non-conference opponents shot 32.8% from three-point range, while Big Ten opponents shot 36.2%.
- Iowa held Bryant University to just 36 points in a 61-36 win and allowed Northern Iowa just 24 points in the second half of a 65-46 win. The 36 points by Bryant match the fewest allowed by Iowa under Coach Todd Lickliter. Iowa held Michigan State to just 36 points in a 43-36 win over the Spartans last season in Iowa City. Bryant shot just 29.7% from the field, including 33.3% from three-point range. The 14 points scored by Bryant in the first half mark the fewest Iowa has allowed under Lickliter as well.

Big Ten Standings/Schedule

| | Big Ten | | | All Games | | |
|----------------|----------|-----------|-------------|-----------|-----------|-------------|
| | W | L | PCT | W | L | PCT |
| Michigan State | 15 | 3 | .833 | 31 | 7 | .816 |
| Purdue | 11 | 7 | .611 | 27 | 10 | .730 |
| Illinois | 11 | 7 | .611 | 24 | 10 | .706 |
| Penn State | 10 | 8 | .556 | 27 | 11 | .711 |
| Ohio State | 10 | 8 | .556 | 22 | 11 | .667 |
| Wisconsin | 10 | 8 | .556 | 20 | 13 | .606 |
| Minnesota | 9 | 9 | .500 | 22 | 11 | .667 |
| Michigan | 9 | 9 | .500 | 21 | 14 | .600 |
| Northwestern | 8 | 10 | .444 | 17 | 14 | .567 |
| Iowa | 5 | 13 | .278 | 15 | 17 | .469 |
| Indiana | 1 | 17 | .056 | 6 | 25 | .194 |

- The Hawkeyes held seven opponents to less than 50 points. Iowa held No. 19/22 Minnesota to 52 points and 33.9% shooting from the field in a 52-49 loss. No. 20/23 Purdue scored just 49 points in a narrow 49-45 win at Iowa City.
- Iowa's non-conference opponents averaged 54.6 points and league foes averaged 62.5 points.
- Iowa ranked fifth in the nation in scoring defense in 2007-08 (58.0) and held opponents under 50 points in nine games.

NO TREYS FOR OPPONENT

Iowa held Southeast Missouri State without a three-point basket in a 75-41 win, as the Redhawks missed all 11 attempts from behind the arc. SE Missouri State became the first Iowa opponent in 125 games not to make at least one trey. The last time that happened was Dec. 10, 2004 when Iowa State missed all six three-point attempts in Iowa's 70-63 win in Iowa City. Iowa allowed Kansas State just three treys in seven attempts in a 65-63 Hawkeye win. Boston College made just 2-10 three-point attempts in its 57-55 win over Iowa and Western Illinois was 2-7 in its 58-43 loss to the Hawkeyes.

TAKING CARE OF TURNOVERS

During the non-conference portion of the schedule, Iowa averaged 11.9 turnovers. In Big Ten Conference games, Iowa averaged 13 turnovers.

In 2007-08, Iowa averaged 17.2 turnovers in its 13 non-conference games before reducing that number to 14.8 during the 18-game conference schedule.

VALUABLE POSSESSIONS

Iowa averaged 11.7 assists and 12.5 turnovers per game. Those averages were 12.3 assists and 15.8 turnovers per game in 2007-08.



Iowa in Big Ten Statistics

| Category | All Games | | Big Ten | |
|--------------------|-----------|------|---------|------|
| | Stat | Rank | Stat | Rank |
| Free Throw % | .744 | 2nd | .741 | 3rd |
| 3-Pt. FG Per Game | 8.1 | 3rd | 7.7 | 3rd |
| Scoring Defense | 59.6 | 4th | 62.5 | 6th |
| 3-Pt. Field Goal % | .364 | 4th | .342 | 7th |
| Field Goal % | .442 | 6th | .427 | 8th |
| FG% Defense | .434 | 7th | .447 | 7th |
| Rebounding Margin | -0.5 | 8th | -1.9 | 9th |
| 3-PT FG Defense | .353 | 9th | .362 | 7th |
| Blocked Shots | 2.1 | 9th | 2.2 | T7th |
| Scoring Margin | +0.6 | 10th | -4.6 | 10th |
| Ast./TO Ratio | 0.9 | 10th | 0.9 | 9th |
| Turnover Margin | -1.4 | 10th | -2.6 | 10th |
| Assists | 11.7 | 10th | 11.1 | 11th |
| Scoring Offense | 60.2 | 10th | 57.9 | 11th |
| Steals | 4.8 | 11th | 3.8 | 11th |

INDIVIDUAL STATISTICS

| Category | Player | All Games | | Big Ten | |
|-----------------|----------------|-----------|-------|---------|-------|
| | | Stat | Rank | Stat | Rank |
| FT% | Matt Gatens | .904 | 1st | .873 | 2nd |
| | Jake Kelly | .835 | 5th | .829 | --- |
| | Jeff Peterson | .825 | 7th | .788 | --- |
| 3-pt. FG % | Matt Gatens | .403 | 5th | .360 | 14th |
| | Jeff Peterson | .397 | --- | .368 | --- |
| | Jake Kelly | .365 | --- | .386 | 9th |
| 3-pt. FG Per G. | Matt Gatens | 1.6 | 11th | 1.7 | T10th |
| | Devan Bawinkel | 1.6 | T14 | 1.7 | T10th |
| | Jake Kelly | 1.4 | --- | 1.8 | 9th |
| FG% | Cyrus Tate | .667 | --- | .704 | --- |
| Rebounding | Cyrus Tate | 5.7 | --- | 4.3 | --- |
| Steals | Jeff Peterson | 1.2 | 13th | 1.2 | --- |
| Ast/TO Ratio | Jeff Peterson | 1.3 | 9th | 1.3 | --- |
| | Jake Kelly | 1.2 | 11th | 1.0 | 11th |
| Assists | Jeff Peterson | 4.2 | 7th | 4.9 | --- |
| | Jake Kelly | 3.1 | 13th | 3.2 | 11th |
| Scoring | Jake Kelly | 11.6 | 18th | 13.2 | 11th |
| | Matt Gatens | 10.8 | T22nd | 11.7 | 19th |
| | Jeff Peterson | 10.6 | 25th | 11.6 | --- |
| Minutes | Matt Gatens | 34.0 | 6th | 36.7 | 5th |
| | Jeff Peterson | 33.0 | 11th | 36.1 | --- |
| | Jake Kelly | 30.8 | --- | 34.9 | 7th |

BALANCED SCORING LEADS IOWA

Iowa featured a balanced scoring attack, with at least three players scoring in double figures in 17 games and four reaching 10 points or more in six games.

Eight different players led Iowa in scoring and four averaged more than 10.3 points per game. Jake Kelly led Iowa in scoring (11.6), followed by Matt Gatens (10.8), Jeff Peterson (10.6) and Anthony Tucker (10.4).

Senior Cyrus Tate shot 66.7% from the field and sophomore Jarryd Cole 67.6% in a more limited role.

HAWKEYE GAMES NOTES

- Iowa was 8-7 when controlling the opening tip and 7-10 when not controlling the tip.
- Iowa was 5-1 when four players reached double figures, 6-5 when three scored in double figures, 4-9 when two scored 10 or more points and 0-2 with just one player in double figures.
- Iowa was 8-10 in games decided by 10 points or less, including 4-6 in games decided by five points or less and 3-0 in overtime.
- Iowa was guilty of five turnovers in a win over Northern Iowa, the fewest for the Hawkeyes under Coach Todd Lickliter. Iowa had six turnovers in a win at The Citadel and seven in wins over Charleston Southern and SE Missouri State. Iowa had eight in a home loss to Purdue. Iowa reduced its turnover average to 12.5 per game from 15.8 in 2007-08. The Hawkeyes had less than 10 turnovers in just two of 32 games a year ago and had 20 or more turnovers in seven games.
- Iowa was guilty of 19 turnovers against Texas-San Antonio, 16 vs. Oakland and 21 vs. West Virginia, (including 17 in the first half). In Big Ten play, Iowa had 17 turnovers vs. Minnesota, Michigan and Northwestern and 19 at Purdue.
- Iowa was 7-0 when scoring between 70-79 points, 6-3 when scoring between 60-69 points and 2-14 when scoring less than 60 points.
- Iowa was 6-1 when holding its opponent to less than 50 points, 3-3 when the opponent scored between 50-59 points, 6-9 when the opponent scored between 60-69 points, 0-3 when the opponent scored between 70-79 points and 0-1 when the opponent scored over 80 points.
- Iowa was 13-3 when collecting more assists than the opponent, 1-13 when the opponent had more assists and 1-1 when assists were even.
- Iowa was 8-3 when having fewer turnovers than its opponent, 5-12 when the opponent had fewer turnovers and 2-2 when turnovers were even.
- Iowa was 10-3 when collecting more steals than its opponent, 5-12 when the opponent had more steals and 0-2 when steals were even. Iowa allowed The Citadel no steals in taking the 70-48 road win.
- Iowa was 11-4 when leading at halftime, 3-13 when trailing at halftime and 1-0 when tied at halftime.

HAWKEYES FEATURED YOUNG LINE-UP

Iowa's starting line-up in its first eight games included three true freshmen, including forward Aaron Fuller and guards Matt Gatens and Anthony Tucker. Iowa then started one senior, one junior, two sophomores and one freshman in seven games before sophomore Jarryd Cole replaced senior Cyrus Tate in the starting line-up at Michigan. Iowa's final line-up included two freshmen, two sophomores and a junior. Iowa freshmen earned 59 starts overall.



Iowa Wins Hy-Vee Cy-Hawk Series

Iowa won the fifth annual Hy-Vee Cy-Hawk Series, holding a 19-4 advantage after all 12 events. Iowa defeated Iowa State 17-5 in football to win the only three-point event. The Cyclones beat the Hawkeyes 3-0 in volleyball to earn two points. Iowa also downed the Cyclones in women's soccer, 3-2, in Ames. In cross country, the Iowa women placed ahead of Iowa State in the NCAA Regional to gain two points, while the ISU men topped Iowa in the men's event. Iowa defeated the Cyclones in wrestling (20-15), women's basketball (66-46), men's basketball (73-57), women's swimming and diving (196-104) and softball (7-1). Iowa's women's gymnastics swept two dual meets from Iowa State (each worth one point).

Iowa now holds a 3-2 advantage in the in-state competition that began in 2005, winning in 2005 and 2007 and 2009.

The 12-event series awards two points (except football, which is worth three) to the winning school in each head-to-head match-up between the two institutions. Additionally, two points are awarded to an institution if the graduation rate of its student-athletes is greater than the national average as reported each fall by the NCAA.

A commemorative Hy-Vee Cy-Hawk Series Cup, which stands 31 inches tall and weighs 19 pounds, is displayed on the winning team's campus for an entire year after a victory. Replica cups are also presented as "traveling trophies" for individual victorious teams in the head-to-head competition.

This season's fifth annual Hy-Vee Cy-Hawk Series schedule is listed below:

| Date | Event | Site/Result |
|-------|--------------------------------|---------------|
| 9/12 | Volleyball (2 pts) | ISU, 0-3 |
| 9/13 | Football (3 pts) | Iowa, 17-5 |
| 9/21 | Women's Soccer (2 pts) | Iowa, 3-2 |
| 11/15 | Men's Cross Country (2 pts) | ISU |
| 11/15 | Women's Cross Country (2 pts) | Iowa |
| 12/6 | Wrestling (2 pts) | Iowa, 20-15 |
| 12/7 | Women's Basketball (2 pts) | Iowa, 66-46 |
| 12/12 | Men's Basketball (2 pts) | Iowa, 73-57 |
| 12/12 | Women's Swim. & Diving (2 pts) | Iowa, 196-104 |
| 2/12 | Women's Gymnastics (1 pt.) | Iowa |
| 2/16 | Women's Gymnastics (1 pt.) | Iowa |
| 4/7 | Softball (2 points) | Iowa, 7-1 |

Academic Opportunities

Two points for an institution if the student-athlete graduation rate for all student-athletes is greater than the national average for all student-athletes, according to the annual graduation rate report issued each September/October by the NCAA.

NEWCOMERS CONTRIBUTE

With seven new players on a 13-man roster, Iowa relied on newcomers in 2008-09. Three newcomers, all freshmen, started Iowa's first eight games. Four of the newcomers led the team in scoring in at least one game.

The Hawkeye newcomers scored 40 or more points in six games, with a high of 48 vs. Texas-San Antonio. In Big Ten play, the newcomers had 40 points at Ohio State, 38 at Indiana and 35 in overtime win over Michigan. The first-year Hawkeyes had a season-best 23 rebounds in a win over SE Missouri State and 21 in a win over Western Illinois and both games against Michigan.

The newcomers averaged 28.9 points, 12.9 rebounds, 5.2 assists and 1.8 steals per game, while playing 107.1 minutes per outing.

Freshman Matt Gatens led the newcomers with 15 points in the opening game and freshman Anthony Tucker led Iowa's scoring in five games. Gatens' total matched the most points scored by a freshman in their first game since Jeff Horner had 15 points in the first game of the 2002-03 season. Tucker scored 24 points vs. West Virginia, 21 points at The Citadel and 19 vs. Oakland. Gatens averaged 10.8 points per game and Tucker averaged 10.4 in 14 games.

LEADING THE TEAM

Following is the number of times a player has led Iowa in scoring, rebounding, assists and steals. If two or more players tied for the team lead, all are credited for that game:

| Player | Pts. | Rebs. | Asts. | Stls. |
|----------------|------|-------|-------|-------|
| Devan Bawinkel | 2 | 1 | | |
| Jermain Davis | 2 | 2 | 2 | 3 |
| Jarryd Cole | | 8 | | 4 |
| Anthony Fuller | | 2 | | 4 |
| Matt Gatens | 6 | 4 | 8 | 9 |
| Jake Kelly | 9 | 4 | 11 | 11 |
| David Palmer | 2 | 3 | 0 | 0 |
| Jeff Peterson | 5 | | 17 | 11 |
| Cyrus Tate | 3 | 11 | 0 | 6 |
| Anthony Tucker | 5 | 2 | | 2 |

IOWA'S STATISTICAL COMPARISONS

| | All Games | Big Ten | Home Games | Away Games | IA Wins | IA Losses |
|------------|-----------|---------|------------|------------|---------|-----------|
| Record | 15-17 | 5-13 | 13-4 | 2-13 | 15-0 | 0-17 |
| Points | 60.2 | 57.9 | 63.9 | 56.1 | 67.5 | 53.8 |
| Opp. Pts | 59.6 | 62.5 | 54.9 | 64.9 | 54.2 | 64.4 |
| FG% | .442 | .427 | .462 | .420 | .475 | .413 |
| FG Def. | .434 | .447 | .400 | .475 | .393 | .472 |
| 3-PT% | .364 | .342 | .363 | .365 | .393 | .337 |
| 3-pt. Def. | .353 | .362 | .310 | .409 | .305 | .401 |
| FT% | .744 | .741 | .764 | .718 | .747 | .739 |
| REB | 29.0 | 28.6 | 31.5 | 26.2 | 32.3 | 26.1 |
| AST | 11.5 | 11.1 | 12.6 | 10.1 | 13.9 | 9.8 |
| TO | 12.5 | 13.0 | 11.4 | 13.8 | 10.8 | 14.1 |
| STL | 4.8 | 3.8 | 5.0 | 4.5 | 5.6 | 4.0 |
| BLK | 2.1 | 2.2 | 2.6 | 1.5 | 2.3 | 1.9 |



Iowa Signs Two In-State Recruits

Guard Eric May of Wahlert HS in Dubuque and forward/center Brennan Cougill of Heelan HS in Sioux City have signed national letters in intent to join the Hawkeye basketball program next season.

May (6-5, 220) has excelled in both basketball and football during his prep career. He led Wahlert to the Class 3-A state basketball title as a junior, hitting a 35-foot shot at the buzzer to lift his team to a 70-67 win. In three games at the state tournament he averaged 18.7 points and 4.3 rebounds, shooting 50% from three-point range and 87.5% from the free throw line. He was named captain of the Class 3-A all-tournament team.

May averaged 18.5 points, 6.5 rebounds, three assists and 2.5 steals as a junior for Coach Tom English as Wahlert posted a 24-3 overall record. His last second basket led Wahlert to a win at Iowa City High, the only loss of the season for the Class 4-A state champion Little Hawks.

May earned first team all-state and all-conference honors as a junior. This past football season he earned first team all-conference recognition as one of the top prep quarterbacks in the state.

May also started for the Wahlert basketball team as a sophomore, averaging 14 points and 7.2 rebounds in helping the Golden Eagles post a 16-7 overall record.

Cougill (6-9, 260) became the first in-state player to commit to Lickliter's program when he gave the Hawkeyes his verbal commitment in September, 2007. He averaged 19.5 points, 11 rebounds and two blocked shots per game as a junior. He earned first team all-state honors a year ago after earning third team recognition as a sophomore. Cougill was invited last summer to the invitation-only NBA Top 100 camp in Virginia.

As a junior, Cougill led Heelan to a 20-4 overall record, including a return trip to the Class 3-A state tournament. Heelan was defeated in the quarter-finals by eventual champion Dubuque Wahlert. Cougill collected 10 points and 10 rebounds in the quarter-final loss.

As a sophomore he averaged 15.5 points and nine rebounds a game as Heelan placed second in the state tournament. His tip-in basket in the semi-finals allowed Heelan to advance to the title game.

REACHING DOUBLE FIGURES

Following are Iowa's number of double figure games in scoring and rebounding, both for the 2008-09 season and for their career:

| | Points | | Rebounds | |
|----------------|--------|--------|----------|--------|
| | '08-09 | Career | '08-09 | Career |
| Devan Bawinkel | 5 | 5 | 0 | 0 |
| Jarryd Cole | 5 | 10 | 1 | 1 |
| Jermain Davis | 4 | 4 | 0 | 0 |
| Aaron Fuller | 2 | 2 | 0 | 0 |
| Matt Gatens | 21 | 21 | 1 | 1 |
| Jake Kelly | 18 | 29 | 1 | 1 |
| David Palmer | 2 | 2 | 0 | 0 |
| Jeff Peterson | 13 | 16 | 0 | 0 |
| Cyrus Tate | 7 | 21 | 5 | 11 |
| Anthony Tucker | 8 | 8 | 1 | 1 |

SCORING BY HALVES

Iowa was outscored 882-837 in the first half, but held a 1,044-1,002 advantage in the second half and a 46-24 margin in four overtime periods. Iowa led at halftime in 15 games (one tie), and outscored its opponent in the second half 17 times.

HOME, AWAY COMPARISONS

In 17 home games, Iowa outscored its opponents by an 8.9 point margin, shooting 46.2% from the field while holding its opponents to 40% shooting. Iowa held a 31.5-28.5 rebounding advantage.

In 15 games away from Carver-Hawkeye Arena, including three neutral site games, Iowa was outscored 64.9-56.1. The Hawkeyes shot 42% from the field while the opponents shot 47.5%. The opponents held a 30.5-26.2 rebounding margin.

OVERCOMING DEFICITS

The biggest deficit Iowa overcame to earn a victory was seven points. In the season opening contest, Iowa trailed 7-0 before defeating Charleston Southern 68-48.

Iowa trailed 22-15 in the first half of a 65-46 win over Northern Iowa and the Hawkeyes trailed Wisconsin by seven points with 12 minutes to play Jan. 21 before winning in overtime.

In Iowa's losses, Minnesota trailed by 13 points in the first half before earning a 52-49 win at Iowa City. Penn State trailed by 14 points in the second half before winning 63-59 at State College.

STARTING LINE-UPS

Iowa used nine starting line-ups in 2008-09, including eight different line-ups in 18 conference games. Iowa used five different starting line-ups in 2007-08, but the same line-up in all 18 Big Ten games.

Following is Iowa's record by line-up, with the last starting unit in bold:

| | |
|--|------------|
| Fuller, Tate, Gatens, Peterson, Tucker (CSU, UTSA, @CIT, OAK, SEMO, WVU, KSU, @BC) | 6-2 |
| Davis, Tate, Gatens, Peterson, Kelly (BU, UNI, ISU, @DU, WIU, @OSU, IND, MINN) | 5-3 |
| Fuller, Tate, Gatens, Bawinkel, Kelly (PSU) | 1-0 |
| Gatens, Tate, Bawinkel, Peterson, Kelly (NW) | 1-0 |
| Fuller, Cole, Gatens, Bawinkel, Kelly (MICH, @MSU), @NW, OSU, MICH) | 1-4 |
| Fuller, Palmer, Gatens, Peterson, Kelly (@PUR, WISC, @PSU, MSU, @ILL) | 1-4 |
| Gatens, Cole, Bawinkel, Davis, Kelly (PUR) | 0-1 |
| Gatens, Cole, Bawinkel, Peterson, Kelly (@WISC) | 0-1 |
| Davis, Cole, Gatens, Peterson, Kelly (@MICH, @IND) | 0-2 |



IOWA FROM THE FREE THROW LINE

Iowa made over 70% of its free throws in 22 games, including 100% (8-8) vs. Northern Iowa, 93.8% (15-16) at Penn State, 92.3% (12-13) at Michigan State, 90.9% (20-22) vs. Texas-San Antonio and Minnesota (10-11), 90% (9-10) at Michigan, 88.9% (8-9) at Boston College and 88.9% (16-18) vs. Northwestern.

Iowa was 11-10 when shooting over 70% from the foul line, but just 2-4 when shooting 90% or better. Iowa shot a season-low 44.4% (4-9) in a home loss to Michigan State and had season low marks for made free throws (three) and attempts (four) at Illinois. Following is Iowa's won-loss breakdown this season, based on free throw percentage:

| Iowa FT% | W-L | Iowa FT% | W-L |
|-----------|-----|----------|-----|
| Under 50% | 0-1 | 70-79% | 8-4 |
| 50-59% | 1-3 | 80-89% | 1-3 |
| 60-69% | 3-2 | 90-100% | 2-4 |

OFF THE BENCH

The Iowa reserves averaged 13.1 points and 6.7 rebounds per game, compared to 13.2 points and 7.3 rebounds by the opponent reserves. In 32 games, opponent reserves outscored Iowa's reserves 421-419.

Iowa was 7-6 when the reserves outscored the opponent reserves, 8-9 when the opponent reserves scored more points and 0-2 when bench scoring was even.

Iowa was 7-6 when the Hawkeye reserves had more rebounds than the opponent reserves, 8-10 when the opponent reserves had more rebounds and 0-1 when rebounding by the reserves was even. Following is a game-by-game comparison:

| Opponent | Iowa | | Opponent | |
|---------------------|------|-------|----------|-------|
| | Pts. | Rebs. | Pts. | Rebs. |
| Charleston Southern | 21 | 8 | 5 | 6 |
| TX-San Antonio | 17 | 10 | 21 | 7 |
| at The Citadel | 12 | 7 | 5 | 8 |
| Oakland | 16 | 5 | 5 | 4 |
| SEMO | 30 | 16 | 14 | 10 |
| West Virginia (n) | 21 | 6 | 18 | 10 |
| Kansas State (n) | 22 | 5 | 25 | 17 |
| at Boston College | 33 | 8 | 15 | 5 |
| Bryant Univ. | 22 | 6 | 8 | 2 |
| Northern Iowa | 5 | 5 | 6 | 0 |
| Iowa State | 18 | 9 | 19 | 10 |
| at Drake | 19 | 8 | 19 | 10 |
| Western Illinois | 10 | 5 | 2 | 6 |
| at Ohio State | 18 | 7 | 4 | 1 |
| Indiana | 2 | 1 | 10 | 7 |
| Minnesota | 8 | 8 | 24 | 14 |
| at Michigan | 19 | 8 | 9 | 8 |
| at Purdue | 8 | 8 | 29 | 11 |
| Wisconsin | 5 | 4 | 20 | 8 |
| at Penn State | 0 | 2 | 3 | 4 |
| Mich. State | 22 | 13 | 12 | 7 |
| at Illinois | 13 | 7 | 20 | 11 |
| at Indiana | 9 | 6 | 14 | 5 |
| Northwestern | 8 | 10 | 18 | 11 |
| at Wisconsin | 9 | 4 | 10 | 2 |
| Purdue | 7 | 5 | 7 | 9 |
| Michigan | 2 | 1 | 13 | 3 |
| at Mich. State | 7 | 3 | 30 | 15 |

| | | | | |
|-----------------|-------------|------------|-------------|------------|
| at Northwestern | 5 | 8 | 3 | 4 |
| Ohio State | 2 | 2 | 10 | 7 |
| Penn State | 17 | 12 | 8 | 4 |
| Michigan | 12 | 6 | 15 | 7 |
| Totals | 419 | 213 | 421 | 233 |
| Average | 13.1 | 6.7 | 13.2 | 7.3 |

CRUNCH TIME FREE THROWS

Iowa is 89-113 (.788) from the free throw line in the final four minutes and overtime of its 18 games that have been decided by 10 points or less. Iowa's opponents in those games have made 52-73 (.712) free throw attempts in the final four minutes. Iowa is 8-10 in games decided by 10 points or less, 4-6 in games decided by five points or less and 3-0 in overtime.

Following are Iowa's individual attempts:

| | | |
|------------------|---------------|-------------|
| Anthony Tucker | 4-4 | 1.000 |
| David Palmer | 2-2 | 1.000 |
| Jake Kelly | 18-19 | .947 |
| Matt Gatens | 24-27 | .889 |
| Jermain Davis | 5-6 | .833 |
| Jeff Peterson | 26-32 | .813 |
| Jarryd Cole | 7-11 | .636 |
| Andrew Brommer | 1-3 | .333 |
| Aaron Fuller | 1-4 | .250 |
| Cyrus Tate | 1-5 | .200 |
| Iowa | 89-113 | .788 |
| Opponents | 52-73 | .712 |

NATIONAL COACH OF THE YEAR

Iowa Coach Todd Lickliter was named the 2007 Division I national Coach of the Year by the National Basketball Coaches (NABC) after leading Butler to 29 wins and a spot in the NCAA Sweet Sixteen.

With Iowa football Coach Kirk Ferentz earning national Coach of the Year in 2002, Iowa is one of seven Division I institutions to have a former football and men's basketball national Coach of the Year currently coaching their respective team. The others are Florida, Florida State, Kansas, Maryland, SMU and Tennessee.

Four current Big Ten Conference head coaches have earned national Coach of the Year honors.

NO THREE-POINTERS

Since the three-point shot became part of the college game, Iowa has played 14 games in which it has failed to make a three-point attempt. Iowa had made at least one three-point basket in 53 straight games before missing all five attempts in a 71-61 home win over Purdue in 2004. Iowa's current streak includes at least one three-point basket in 182 straight games.



Following is a list of games in which Iowa did not make a three-point basket (11-3 record). During the 1982-83 season, when the three-point shot was first added, the number of three-point attempts in some games is unavailable.

| Date | Opponent | 3-pt. | Result |
|----------|---------------|-------|------------|
| 1/7/04 | Purdue | 0-5 | W, 71-61 |
| 2/13/02 | Penn State | 0-9 | L, 65-71 |
| 12/8/92 | Northern Iowa | 0-5 | W, 64-44 |
| 12/6/91 | Army | 0-8 | W, 74-39 |
| 12/12/88 | Jackson State | 0-3 | W, 86-71 |
| 12/19/87 | Iowa State | 0-7 | L, 100-102 |
| 2/10/83 | Purdue | 0-1 | W, 55-46 |
| 12/29/82 | Seton Hall | 0 | W, 85-63 |
| 12/28/82 | James Madison | 0 | W, 55-47 |
| 12/18/82 | UCLA | 0 | L, 66-75 |
| 12/11/82 | Southern Cal | 0 | W, 66-55 |
| 12/8/82 | Marquette | 0 | W, 87-66 |
| 12/3/82 | Navy | 0 | W, 76-65 |
| 11/27/82 | Brigham Young | 0 | W, 91-80 |

IOWA IN THE NCAA TOURNAMENT

Iowa made its 22nd appearance in the NCAA Tournament in 2006. Iowa earned the Big Ten Conference's automatic bid by virtue of claiming the league's tournament title.

The Hawkeyes hold an overall record of 27-24 in the tournament, advancing to the Final Four in 1955 (fourth), 1956 (second) and 1980 (fourth). Iowa reached the regional championship in 1987 and lost in the regional semi-final in 1988 and 1999.

IOWA IN CBE CLASSIC

Iowa is one of four regional round host teams that will take part in the 2009 O'Reilly Auto Parts CBE Classic in Kansas City. Other host teams, which will compete in a four-team bracket in Kansas City, include Pittsburgh, Texas and Wichita State.

The O'Reilly Auto Parts CBE Classic will be held at Sprint Center in Kansas City on Monday and Tuesday, Nov. 23-24.

Prior to traveling to Kansas City, Iowa will host two preliminary round games in Iowa City. Opponents and dates for those games have not yet been announced. The event includes a 12 team field and will tip-off November 15-18 at the four regional sites. The four regional hosts advance to the championship rounds in Kansas City, regardless of regional round results.

The CBE Classic, in partnership with the National Association of Basketball Coaches (NABC), was initially established in 2001 as the Guardians Classic.

Tickets for the championship round at the Sprint Center go on sale Wednesday, March 18 at 10 a.m. CT. Tickets may be purchased by calling Ticketmaster at 1-800-745-3000, or via the internet at Ticketmaster.com. For more information on the event, visit CBEClassic.com.

Iowa will be making its third appearance in Kansas City since the 2001-02 season. The Hawkeyes finished second in the inaugural Guardians Classic early in the 2001-02 season, defeating Memphis (75-71) in the semi-finals before falling to Missouri (78-77) in the title game at Kemper Arena.

Iowa returned to the Guardians Classic early in the 2005-06 season. Iowa defeated Kentucky (67-63) in the semi-finals before a 68-59 loss to Texas in the title game at the Municipal Auditorium. Iowa holds a 2-1 series advantage over the Longhorns.

Iowa is 4-3 all-time vs. Wichita State, with the Shockers winning the last meeting, 60-56, in the first round of the 1981 NCAA Tournament at Wichita. The Hawkeyes are 2-5 against Pittsburgh. Iowa won the most recent meeting, 103-80, in the consolation game of the Lobo Classic on Dec. 30, 1976.

The event is named after the College Basketball Experience, the award-winning and highly interactive college hoops fan facility adjacent to the Sprint Center, which also features the National Collegiate Basketball Hall of Fame.

The College Basketball Experience is the nation's only facility that celebrates, in its entirety, the sport of men's collegiate basketball. In its second year of operation, the College Basketball Experience has played host to over 160,000 enthusiastic fans and visitors.



*****4 - - J.R. Angle, Guard, 6-7, 215, Senior, Franklin, IN (Indian Creek HS)**

- One assist in final game vs. Michigan
- Three points in win over Southeast Missouri State
- Saw action in 18 games in 2007-08, with two starts
- Averaged 3.2 points and 1.7 rebounds per game
- Career highs with 10 points, three steals and 23 minutes played in win over Southeastern Louisiana in '08



Angle, Game-by-Game

| Opp. | S | FG | 3-PT | FT | O-D-RE | PF | TP | A | T | B | S | M |
|----------------|---|-----|------|-----|--------|----|----|---|---|---|---|---|
| Charleston So. | | | | | DNP | | | | | | | |
| UTSA | | | | | DNP | | | | | | | |
| at Citadel | | | | | DNP | | | | | | | |
| Oakland | | | | | DNP | | | | | | | |
| SE MO St. | N | 1-3 | 1-3 | 0-0 | 1-0-1 | 1 | 3 | 1 | 1 | 0 | 0 | 4 |
| W. VA (n) | | | | | DNP | | | | | | | |
| Kansas St. (n) | | | | | DNP | | | | | | | |
| at Boston Col. | | | | | DNP | | | | | | | |
| Bryant | N | 0-0 | 0-0 | 0-0 | 0-0-0 | 0 | 0 | 0 | 0 | 0 | 1 | 1 |
| Northern IA | | | | | DNP | | | | | | | |
| Iowa State | N | 0-0 | 0-0 | 0-0 | 0-1-1 | 0 | 0 | 0 | 0 | 0 | 0 | 1 |
| at Drake | | | | | DNP | | | | | | | |
| W. Illinois | | | | | DNP | | | | | | | |
| at Ohio State | | | | | DNP | | | | | | | |
| Indiana | | | | | DNP | | | | | | | |
| Minnesota | | | | | DNP | | | | | | | |
| at Michigan | | | | | DNP | | | | | | | |
| at Purdue | N | 0-0 | 0-0 | 0-0 | 0-0-0 | 0 | 0 | 0 | 1 | 0 | 0 | 4 |
| Wisconsin | | | | | DNP | | | | | | | |
| at Penn State | | | | | DNP | | | | | | | |
| Mich. State | | | | | DNP | | | | | | | |
| at Illinois | | | | | DNP | | | | | | | |
| at Indiana | | | | | DNP | | | | | | | |
| Northwestern | | | | | DNP | | | | | | | |
| at Wisconsin | | | | | DNP | | | | | | | |
| Purdue | | | | | DNP | | | | | | | |
| Michigan | | | | | DNP | | | | | | | |
| at Mich. State | | | | | DNP | | | | | | | |
| at N'Western | | | | | DNP | | | | | | | |
| Ohio State | | | | | DNP | | | | | | | |
| Penn State | | | | | DNP | | | | | | | |
| Michigan (n) | N | 0-1 | 0-1 | 0-0 | 0-0-0 | 0 | 0 | 1 | 0 | 0 | 0 | 3 |

Career Bests


Points: 10 vs. Southeastern Louisiana, 12/29/07
Rebounds: 5 vs. Texas-Pan American, 12/1/06
FGM: 3, three times, last at Wisconsin, 1/5/08
FGA: 7, twice, last vs. Indiana, 1/2/08
3-PT. FG: 3 vs. Southeastern Louisiana, 12/29/07
3-PT. FGA: 7 vs. Southeastern Louisiana, 12/29/07
FTM: 3 at Michigan State, 2/17/07
FTA: 4 at Michigan State, 2/17/07
Assists: 3 vs. Eastern Illinois, 12/1/07
Steals: 3 vs. Southeastern Louisiana, 12/29/07
Blocks: 1 vs. Southeastern Louisiana, 12/29/07
Minutes: 23 vs. Southeastern Louisiana, 12/29/07

Career Statistics

| YEAR | G/GS | FG-A | PCT | 3-PT | PCT | FT-A | PCT | O-D-RB | AVG | PF-DI | AS | TO | BK | ST | PTS | AVG |
|---------------|-------------|---------------|-------------|--------------|-------------|--------------|-------------|-----------------|------------|-------------|-----------|-----------|----------|-----------|------------|------------|
| Fresh. | 11/0 | 4-11 | .364 | 2-5 | .400 | 0-0 | .000 | 1-5-6 | 0.5 | 2-0 | 1 | 6 | 0 | 0 | 10 | 0.9 |
| Soph. | 28/2 | 17-36 | .472 | 4-9 | .444 | 9-10 | .900 | 9-19-28 | 1.0 | 31-0 | 9 | 9 | 0 | 5 | 47 | 1.7 |
| Jun. | 18/2 | 19-54 | .352 | 14-41 | .341 | 5-10 | .500 | 7-24-31 | 1.7 | 20-0 | 11 | 11 | 1 | 4 | 57 | 3.2 |
| Sen. | 5/0 | 1-4 | .250 | 1-4 | .250 | 0-0 | .000 | 1-1-2 | 0.4 | 1-0 | 2 | 2 | 0 | 1 | 3 | 0.6 |
| Career | 62/4 | 41-105 | .390 | 21-59 | .356 | 14-20 | .700 | 18-49-67 | 1.1 | 54-0 | 23 | 28 | 1 | 10 | 117 | 1.9 |

15 - - Devan Bawinkel, Guard, 6-5, 210, Junior, Winnebago, IL (Highland, IL CC)

- One of only three players in school history to make eight three-pointers in a single game (8-13 vs. Ohio State)
- Started nine times while playing in all 32 games
- Scored in double figures in five games
- Six points, two rebounds and two assists vs. Michigan in Big Ten Tournament
- Nine points, five rebounds and two assists in 50 minutes in win over Penn State
- Career-high 24 points (8-13 3-pt. FG's) against Ohio State
- 12 points with career-highs in rebounds (9) and minutes played (45) in win over Michigan
- Five points at Wisconsin
- Nine points in first career start vs. Northwestern, including go-ahead three-point basket with 1:05 to play
- Three points, three rebounds and one steal at Indiana
- 15 points (5-8 3 Pt. FG's) at Ohio State
- 12 points (4-5 3 Pt. FG's) in win over Iowa State
- 12 points on 4-7 treys at Boston College
- Three points in win over Kansas State
- Nine points (3-5 3Pt. FG's) in win over SE Missouri State



Bawinkel, Game-by-Game

| Opp. | S | FG | 3-PT | FT | O-D-RE | PF | TP | A | T | B | S | M |
|------------------|---|------|------|------|--------|----|----|---|---|---|---|----|
| Charleston So. N | | 1-3 | 1-3 | 0-0 | 0-1-1 | 0 | 3 | 1 | 0 | 0 | 0 | 9 |
| UTSA | N | 1-2 | 1-2 | 0-0 | 0-2-2 | 0 | 3 | 0 | 0 | 0 | 0 | 12 |
| at Citadel | N | 0-1 | 0-1 | 0-0 | 0-2-2 | 0 | 0 | 0 | 0 | 0 | 0 | 8 |
| Oakland | N | 0-2 | 0-2 | 00-0 | 0-0-0 | 0 | 0 | 0 | 0 | 0 | 0 | 3 |
| SE MO St. | N | 3-5 | 3-5 | 0-0 | 0-0-0 | 1 | 9 | 1 | 0 | 0 | 0 | 20 |
| W. VA (n) | N | 0-1 | 0-1 | 0-0 | 0-1-1 | 0 | 0 | 0 | 0 | 0 | 0 | 11 |
| Kansas St. (n) | N | 1-3 | 1-3 | 0-0 | 0-0-0 | 0 | 3 | 0 | 0 | 0 | 1 | 13 |
| at Boston Col. | N | 4-7 | 4-7 | 0-0 | 0-0-0 | 1 | 12 | 0 | 0 | 0 | 0 | 16 |
| Bryant | N | 0-3 | 0-3 | 0-0 | 0-0-0 | 2 | 0 | 1 | 0 | 0 | 0 | 16 |
| Northern IA | N | 1-4 | 1-4 | 0-0 | 0-2-2 | 0 | 3 | 0 | 0 | 0 | 0 | 13 |
| Iowa State | N | 4-5 | 4-5 | 0-0 | 0-0-0 | 0 | 12 | 1 | 0 | 0 | 0 | 18 |
| at Drake | N | 1-8 | 1-8 | 0-0 | 0-1-1 | 1 | 3 | 0 | 0 | 0 | 0 | 26 |
| W. Illinois | N | 2-3 | 2-3 | 0-0 | 0-2-2 | 2 | 6 | 0 | 0 | 0 | 0 | 17 |
| at Ohio State | N | 5-8 | 5-8 | 0-0 | 0-2-2 | 1 | 15 | 0 | 0 | 0 | 0 | 25 |
| Indiana | N | 0-2 | 0-2 | 0-0 | 0-1-1 | 1 | 0 | 1 | 0 | 0 | 0 | 20 |
| Minnesota | N | 1-5 | 1-4 | 0-0 | 0-4-4 | 0 | 3 | 0 | 0 | 0 | 0 | 21 |
| at Michigan | N | 1-5 | 1-4 | 0-0 | 1-0-1 | 1 | 3 | 0 | 2 | 0 | 0 | 12 |
| at Purdue | N | 0-1 | 0-1 | 0-0 | 0-0-0 | 1 | 0 | 0 | 0 | 0 | 0 | 14 |
| Wisconsin | N | 1-2 | 1-2 | 0-0 | 0-1-1 | 1 | 3 | 2 | 1 | 0 | 0 | 2 |
| at Penn State | N | 0-0 | 0-0 | 0-0 | 0-0-0 | 0 | 0 | 0 | 0 | 0 | 0 | 12 |
| Mich. State | N | 1-4 | 1-4 | 0-0 | 0-1-1 | 0 | 3 | 1 | 0 | 0 | 0 | 13 |
| at Illinois | N | 0-2 | 0-2 | 0-0 | 0-0-0 | 1 | 0 | 1 | 0 | 0 | 0 | 7 |
| at Indiana | N | 1-4 | 1-3 | 0-0 | 0-3-3 | 2 | 3 | 0 | 1 | 0 | 1 | 22 |
| Northwestern | Y | 3-10 | 3-9 | 0-0 | 2-1-3 | 0 | 9 | 1 | 1 | 0 | 0 | 33 |
| at Wisconsin | Y | 2-5 | 1-4 | 0-0 | 0-1-1 | 2 | 5 | 0 | 1 | 0 | 0 | 35 |
| Purdue | Y | 0-5 | 0-5 | 0-0 | 0-4-4 | 0 | 0 | 1 | 0 | 0 | 0 | 36 |
| Michigan | Y | 4-8 | 4-8 | 0-0 | 0-9-9 | 3 | 12 | 0 | 0 | 0 | 1 | 45 |
| at Mich. State | Y | 1-6 | 1-6 | 0-0 | 0-1-1 | 2 | 3 | 1 | 2 | 0 | 0 | 40 |
| at N'Western | Y | 1-6 | 1-6 | 0-0 | 1-0-1 | 2 | 3 | 0 | 0 | 0 | 0 | 36 |
| Ohio State | Y | 8-13 | 8-13 | 0-0 | 0-1-1 | 0 | 24 | 2 | 2 | 0 | 0 | 38 |
| Penn State | Y | 3-8 | 3-8 | 0-0 | 1-4-5 | 2 | 9 | 2 | 0 | 0 | 0 | 50 |
| Michigan (n) | Y | 2-3 | 2-3 | 0-0 | 0-2-2 | 0 | 6 | 2 | 2 | 0 | 1 | 37 |

Career Bests

Points: 24 vs. Ohio State, 3/3/09
Rebounds: 9 vs. Michigan, 2/22/09
FGM: 5, twice, last at Ohio State, 12/31/08
FGA: 10 vs. Northwestern, 2/07/09
3-pt. FG: 8 vs. Ohio State, 3/3/09
3-pt. FGA: 13 vs. Ohio State, 3/3/09
FTM: 2 vs. Marquette, 1/13/07
FTA: 2, twice, last vs. Marquette, 1/13/07
Assists: 3, twice, last vs. W. Michigan, 11/24/06
Steals: 1, four times, last vs. Michigan, 3/12/09
Blocks:
Minutes: 50 vs. Penn State, 3/07/09


Career Statistics

| YEAR | G/GS | FG-A | PCT | 3-PT | PCT | FT-A | PCT | O-D-RB | AVG | PF-DI | AS | TO | BK | ST | PTS | AVG |
|---------------|-------------|---------------|-------------|---------------|-------------|------------|-------------|----------------|------------|-------------|-----------|-----------|----------|----------|------------|------------|
| *Fresh. | 20/0 | 13-40 | .325 | 8-29 | .276 | 3-4 | .750 | 0-8-8 | 0.4 | 8-0 | 12 | 8 | 0 | 2 | 37 | 1.9 |
| Jun. | 32/9 | 52-144 | .361 | 51-139 | .367 | 0-0 | .000 | 5-46-51 | 1.6 | 26-0 | 18 | 12 | 0 | 4 | 155 | 4.8 |
| Career | 52/9 | 65-184 | .353 | 59-168 | .351 | 3-4 | .750 | 5-54-59 | 1.1 | 34-0 | 30 | 20 | 0 | 6 | 192 | 3.7 |

* - - 2006-07 at West Virginia

20 - - Andrew Brommer, Forward, 6-9, 235, Freshman, Rosemount, MN (Rosemount HS)

- Saw action in 20 games, averaging 1.2 points and 1.2 rebounds
- Two rebounds and one block at Indiana
- Two points, two rebounds and one block at Purdue
- Two points, two blocks and key steal in final minute in win over Indiana
- Two points and three rebounds in win over Kansas State
- Five points and two rebounds vs. West Virginia
- Four points and two rebounds in win over Southeast Missouri State
- Two points in win at The Citadel
- Four rebounds and two blocked shots vs. Charleston Southern



Brommer, Game-by-Game

| Opp. | S | FG | 3-PT | FT | O-D-RE | PF | TP | A | T | B | S | M |
|----------------|---|-----|------|-----|--------|----|----|---|---|---|---|----|
| Charleston So. | N | 0-2 | 0-0 | 0-2 | 1-3-4 | 1 | 0 | 0 | 0 | 2 | 0 | 14 |
| UTSA | N | 1-1 | 0-0 | 0-0 | 0-1-1 | 0 | 2 | 0 | 0 | 0 | 0 | 7 |
| at Citadel | N | 1-1 | 0-0 | 0-0 | 0-0-0 | 0 | 2 | 0 | 0 | 0 | 0 | 2 |
| Oakland | | | | | DNP | | | | | | | |
| SE MO St. | N | 2-3 | 0-0 | 0-3 | 1-1-2 | 3 | 4 | 1 | 1 | 1 | 1 | 16 |
| W. VA (n) | N | 1-2 | 0-0 | 3-8 | 0-2-2 | 4 | 5 | 0 | 0 | 1 | 0 | 22 |
| Kansas St. (n) | N | 1-2 | 0-0 | 0-1 | 1-2-2 | 5 | 2 | 0 | 0 | 0 | 0 | 13 |
| at Boston Col. | N | 0-0 | 0-0 | 0-1 | 0-1-1 | 1 | 0 | 0 | 0 | 0 | 0 | 13 |
| Bryant | N | 0-0 | 0-0 | 0-0 | 0-1-1 | 0 | 0 | 0 | 1 | 0 | 0 | 10 |
| Northern IA | N | 0-0 | 0-0 | 0-0 | 1-0-1 | 4 | 0 | 0 | 0 | 0 | 0 | 4 |
| Iowa State | N | 1-1 | 0-0 | 0-1 | 0-0-0 | 0 | 2 | 0 | 0 | 0 | 0 | 5 |
| at Drake | | | | | DNP | | | | | | | |
| W. Illinois | N | 0-1 | 0-0 | 0-0 | 0-0-0 | 0 | 0 | 0 | 0 | 0 | 0 | 5 |
| at Ohio State | N | 0-0 | 0-0 | 0-0 | 0-1-1 | 2 | 0 | 0 | 1 | 0 | 0 | 10 |
| Indiana | N | 0-0 | 0-0 | 2-6 | 0-0-0 | 2 | 2 | 1 | 2 | 1 | 2 | 13 |
| Minnesota | N | 0-1 | 0-0 | 0-0 | 0-0-0 | 1 | 0 | 0 | 1 | 1 | 0 | 12 |
| at Michigan | N | 0-0 | 0-0 | 0-0 | 1-1-2 | 3 | 0 | 0 | 1 | 0 | 0 | 13 |
| at Purdue | N | 1-1 | 0-0 | 0-0 | 0-2-2 | 2 | 2 | 0 | 1 | 0 | 0 | 12 |
| Wisconsin | N | 1-1 | 0-0 | 0-0 | 1-0-1 | 1 | 2 | 0 | 0 | 0 | 0 | 2 |
| at Penn State | | | | | DNP | | | | | | | |
| Mich. State | N | 0-0 | 0-0 | 0-0 | 0-0-0 | 0 | 0 | 0 | 0 | 0 | 0 | 1 |
| at Illinois | | | | | DNP | | | | | | | |
| at Indiana | N | 0-1 | 0-0 | 0-0 | 0-2-2 | 0 | 0 | 0 | 1 | 1 | 0 | 4 |
| Northwestern | | | | | DNP | | | | | | | |
| at Wisconsin | N | 0-0 | 0-0 | 0-0 | 0-0-0 | 0 | 0 | 0 | 0 | 0 | 0 | 1 |
| Purdue | | | | | DNP | | | | | | | |
| Michigan | | | | | DNP | | | | | | | |
| at Mich. State | | | | | DNP | | | | | | | |
| at N'Western | | | | | DNP | | | | | | | |
| Ohio State | | | | | DNP | | | | | | | |
| Penn State | | | | | DNP | | | | | | | |
| Michigan (n) | | | | | DNP | | | | | | | |

Career Bests

- Points:** 5 vs. West Virginia, 11/28/08
Rebounds: 4 vs. Charleston Southern, 11/14/08
FGM: 2 vs. SE Missouri State, 11/25/08
FGA: 3 vs. SE Missouri State, 11/25/08
3-pt. FG:
3-pt. FGA:
FTM: 3 vs. West Virginia, 11/28/08
FTA: 8 vs. West Virginia, 11/28/08
Assists: 1. twice, last vs. Indiana, 1/3/09
Steals: 2 vs. Indiana, 1/03/09
Blocks: 2, twice, last vs. Indiana, 1/3/09
Minutes: 22 vs. West Virginia, 11/28/08

Career Statistics

| YEAR | G/GS | FG-A | PCT | 3-PT | PCT | FT-A | PCT | O-D-RB | AVG | PF-DI | AS | TO | BK | ST | PTS | AVG |
|--------|------|------|------|------|------|------|------|---------|-----|-------|----|----|----|----|-----|-----|
| Fresh. | 20/0 | 9-17 | .529 | 0-0 | .000 | 5-22 | .227 | 6-17-23 | 1.2 | 29-1 | 2 | 7 | 9 | 2 | 23 | 1.2 |

**50 - - Jarryd Cole, Forward, 6-7, 250, Sophomore, Kansas City, MO (Winnetonka HS)*

- Started nine times and played in all 32 games
- Led team in rebounding in eight games while averaging 3.7 points and 3.0 rebounds
- Season field goal percentage of .676 (46-68)
- Eight points and three rebounds vs. Michigan in Big Ten Tournament
- 14 points (5-5 FG's) and career-high 11 rebounds in win over Penn State
- Seven points and four rebounds at Northwestern
- 10 points (5-6 FG's) and seven rebounds in win over Mich.
- 13 points (4-5 FG's, 5-6 FT's) and five rebounds vs. Purdue
- Five points and eight rebounds at Wisconsin
- Seven rebounds in win over Northwestern
- Seven points, six rebounds and one block at Indiana
- 10 points (5-5 FG's) at Illinois
- 10 points (5-5 FG's), eight rebounds and career-high two blocks against Michigan State
- Eight points at Michigan in first start of the season
- Five points in exhibition win in first action since knee injury



Cole, Game-by-Game

| Opp. | S | FG | 3-PT | FT | O-D-RE | PF | TP | A | T | B | S | M |
|------------------|-----|-----|------|--------|--------|----|----|---|---|---|----|----|
| Charleston So. N | 0-0 | 0-0 | 0-2 | 0-1-1 | 2 | 0 | 0 | 0 | 0 | 0 | 0 | 10 |
| UTSA N | 0-0 | 0-0 | 0-0 | 0-1-1 | 1 | 0 | 0 | 1 | 0 | 0 | 0 | 3 |
| at Citadel N | 2-2 | 0-0 | 0-2 | 2-0-2 | 2 | 4 | 0 | 1 | 0 | 0 | 0 | 20 |
| Oakland N | 0-0 | 0-0 | 0-0 | 0-0-0 | 2 | 0 | 0 | 1 | 0 | 0 | 0 | 6 |
| SE MO St. N | 0-0 | 0-0 | 0-0 | 1-1-2 | 1 | 0 | 0 | 0 | 0 | 0 | 1 | 8 |
| W. VA (n) N | 0-0 | 0-0 | 1-2 | 0-0-0 | 2 | 1 | 0 | 1 | 0 | 0 | 0 | 3 |
| Kansas St. (n) N | 0-0 | 0-0 | 0-0 | 0-0-0 | 1 | 0 | 0 | 0 | 0 | 0 | 0 | 3 |
| at Boston Col. N | 0-0 | 0-0 | 0-0 | 0-2-2 | 0 | 0 | 0 | 0 | 0 | 0 | 1 | 5 |
| Bryant N | 0-0 | 0-0 | 0-0 | 0-0-0 | 1 | 0 | 0 | 0 | 0 | 0 | 0 | 8 |
| Northern IA N | 0-0 | 0-0 | 0-0 | 0-0-0 | 1 | 0 | 1 | 0 | 0 | 0 | 0 | 8 |
| Iowa State N | 1-2 | 0-0 | 0-0 | 1-2-3 | 4 | 2 | 0 | 0 | 0 | 0 | 0 | 14 |
| at Drake N | 2-2 | 0-0 | 0-0 | 2-3-5 | 3 | 4 | 0 | 0 | 1 | 1 | 1 | 21 |
| W. Illinois N | 0-1 | 0-0 | 2-2 | 1-1-2 | 5 | 2 | 0 | 1 | 0 | 0 | 0 | 14 |
| at Ohio State N | 1-3 | 0-0 | 1-2 | 0-1-1 | 2 | 3 | 0 | 0 | 0 | 0 | 0 | 19 |
| Indiana N | 0-1 | 0-0 | 0-0 | 0-0-0 | 1 | 0 | 0 | 1 | 0 | 0 | 0 | 5 |
| Minnesota N | 1-1 | 0-0 | 1-1 | 1-3-4 | 4 | 3 | 0 | 1 | 0 | 1 | 1 | 16 |
| at Michigan Y | 3-4 | 0-0 | 2-2 | 0-2-2 | 1 | 8 | 0 | 2 | 0 | 0 | 0 | 26 |
| at Purdue N | 0-0 | 0-0 | 0-0 | 0-1-1 | 2 | 0 | 0 | 0 | 0 | 0 | 0 | 4 |
| Wisconsin N | 0-0 | 0-0 | 0-0 | 0-0-0 | 1 | 0 | 0 | 0 | 0 | 0 | 0 | 10 |
| at Penn State N | 0-0 | 0-0 | 0-0 | 0-2-2 | 3 | 0 | 0 | 1 | 0 | 2 | 2 | 12 |
| Mich. State N | 5-5 | 0-0 | 0-0 | 4-4-8 | 3 | 10 | 1 | 2 | 2 | 0 | 0 | 26 |
| at Illinois N | 5-5 | 0-0 | 0-0 | 0-1-1 | 4 | 10 | 1 | 2 | 1 | 0 | 21 | |
| at Indiana Y | 2-5 | 0-0 | 3-6 | 5-1-6 | 3 | 7 | 0 | 2 | 1 | 0 | 29 | |
| Northwestern N | 1-2 | 0-0 | 0-1 | 4-3-7 | 2 | 2 | 0 | 2 | 1 | 0 | 27 | |
| at Wisconsin Y | 2-3 | 0-0 | 1-2 | 3-5-8 | 3 | 5 | 0 | 1 | 0 | 1 | 29 | |
| Purdue Y | 4-5 | 0-0 | 5-6 | 4-1-5 | 2 | 13 | 0 | 1 | 0 | 1 | 32 | |
| Michigan Y | 5-6 | 0-0 | 0-1 | 1-6-7 | 1 | 10 | 1 | 3 | 0 | 0 | 38 | |
| at Mich. State Y | 2-3 | 0-0 | 1-1 | 0-2-2 | 4 | 5 | 0 | 1 | 1 | 0 | 23 | |
| at N'Western Y | 2-6 | 0-0 | 0-0 | 3-4-7 | 1 | 4 | 0 | 0 | 1 | 1 | 36 | |
| Ohio State Y | 1-2 | 0-0 | 0-0 | 1-1-2 | 3 | 2 | 0 | 0 | 0 | 0 | 24 | |
| Penn State N | 5-5 | 0-0 | 4-7 | 3-8-11 | 2 | 14 | 0 | 3 | 0 | 1 | 35 | |
| Michigan (n) Y | 2-5 | 0-0 | 4-4 | 1-2-3 | 3 | 8 | 0 | 2 | 0 | 0 | 24 | |

Career Bests


- Points:** 15 at Iowa State, 12/8/07
Rebounds: 11 vs. Penn State, 3/07/09
FGM: 7, twice, last at Iowa State, 12/8/07
FGA: 10, twice, last at Iowa State, 12/8/07
3-PT. FG:
3-PT. FGA: 1 vs. Utah State, 11/24/07
FTM: 5 vs. Purdue, 2/14/09
FTA: 8 vs. Florida Gulf Coast, 11/18/07
Assists: 1, seven times, last vs. Michigan, 2/22/09
Steals: 3 vs. Florida Gulf Coast, 11/18/07
Blocks: 2 vs. Michigan State, 1/29/09
Minutes: 38 vs. Michigan, 2/22/09

Career Statistics

| YEAR | G/GS | FG-A | PCT | 3-PT | PCT | FT-A | PCT | O-D-RB | AVG | PF-DI | AS | TO | BK | ST | PTS | AVG |
|---------------|--------------|---------------|-------------|------------|-------------|--------------|-------------|------------------|------------|--------------|----------|-----------|-----------|-----------|------------|------------|
| Fresh. | 13/6 | 36-54 | .667 | 0-1 | .000 | 14-31 | .452 | 26-36-62 | 4.8 | 37-1 | 3 | 23 | 2 | 7 | 86 | 6.6 |
| Soph. | 32/9 | 46-68 | .676 | 0-0 | .000 | 25-41 | .610 | 37-58-95 | 3.0 | 70-1 | 4 | 29 | 8 | 10 | 117 | 3.7 |
| Career | 45/15 | 82-122 | .672 | 0-1 | .000 | 39-72 | .542 | 63-94-157 | 3.5 | 107-2 | 7 | 52 | 10 | 17 | 203 | 4.5 |

23 - - Jermain Davis, Guard, 6-4, 200, Junior, Plymouth, MN (Kirkwood, IA CC)

- Started 11 times while playing in 30 games
- Did not play in win over Michigan or at Michigan State due to bruised knee
- Averaged 4.5 points and 3.0 rebounds per game
- Three rebounds and two assists in 12 minutes at Northwestern
- Six points and three assists in win over Northwestern
- Eight points and four rebounds at Indiana
- Three points, six rebounds and three assists at Illinois
- Nine points and four rebounds against Michigan State
- Six rebounds and two assists at Michigan
- Six points and tied a career-high with eight rebounds vs. Minnesota
- Nine points and eight rebounds in win over Indiana
- 13 points and eight rebounds in win over Western Illinois
- Seven points, two rebounds and two assists at Drake
- Career-highs with 16 points and five assists, along with six rebounds, in win over Iowa State
- Five points and three assists in first career start against Bryant
- 10 points (4-6 FG's) and three rebounds at Boston College
- Eight points and two rebounds in win over Kansas State
- 10 points (10-10 FT's), four rebounds and two assists in win over TX-San Antonio



Davis, Game-by-Game

| Opp. | S | FG | 3-PT | FT | O-D-RE | PF | TP | A | T | B | S | M |
|-------------------------|---|------|------|-------|--------|----|----|---|---|---|---|----|
| Charleston So. N | | 2-4 | 0-2 | 0-0 | 0-0-0 | 2 | 4 | 1 | 0 | 0 | 0 | 10 |
| UTSA N | | 0-4 | 0-1 | 10-10 | 0-4-4 | 0 | 10 | 2 | 4 | 0 | 0 | 19 |
| at Citadel N | | 0-3 | 0-2 | 1-2 | 0-0-0 | 2 | 1 | 0 | 0 | 0 | 0 | 12 |
| Oakland N | | 0-0 | 0-0 | 0-0 | 0-1-1 | 2 | 0 | 1 | 1 | 0 | 1 | 9 |
| SE MO St. N | | 0-2 | 0-1 | 0-0 | 1-2-3 | 1 | 0 | 3 | 1 | 0 | 0 | 14 |
| W. VA (n) N | | 0-1 | 0-1 | 0-0 | 0-1-1 | 1 | 0 | 1 | 1 | 0 | 0 | 17 |
| Kansas St. (n) N | | 2-4 | 2-3 | 2-4 | 0-2-2 | 0 | 8 | 1 | 0 | 0 | 0 | 16 |
| at Boston Col. N | | 4-6 | 2-4 | 0-0 | 0-3-3 | 3 | 10 | 2 | 1 | 0 | 0 | 24 |
| Bryant Y | | 2-5 | 1-4 | 0-0 | 0-2-2 | 3 | 5 | 3 | 3 | 0 | 1 | 25 |
| Northern IA Y | | 2-4 | 1-3 | 0-0 | 1-1-2 | 1 | 5 | 1 | 0 | 0 | 1 | 26 |
| Iowa State Y | | 5-10 | 0-2 | 6-7 | 1-5-6 | 1 | 16 | 5 | 2 | 0 | 1 | 33 |
| at Drake Y | | 2-5 | 2-4 | 1-2 | 0-2-2 | 3 | 7 | 2 | 2 | 0 | 0 | 32 |
| W. Illinois Y | | 4-7 | 1-3 | 4-6 | 1-7-8 | 2 | 13 | 2 | 0 | 1 | 0 | 33 |
| at Ohio State Y | | 1-4 | 1-3 | 0-0 | 0-3-3 | 2 | 3 | 4 | 2 | 0 | 0 | 27 |
| Indiana Y | | 3-7 | 1-3 | 2-2 | 0-8-8 | 3 | 9 | 2 | 0 | 0 | 1 | 37 |
| Minnesota Y | | 2-6 | 1-4 | 1-2 | 0-8-8 | 3 | 6 | 1 | 3 | 0 | 1 | 35 |
| at Michigan Y | | 0-4 | 0-1 | 0-0 | 1-5-6 | 2 | 0 | 2 | 3 | 0 | 0 | 21 |
| at Purdue N | | 0-0 | 0-0 | 1-2 | 0-0-0 | 1 | 1 | 1 | 2 | 0 | 0 | 10 |
| Wisconsin N | | 0-1 | 0-1 | 0-0 | 0-2-2 | 0 | 0 | 0 | 0 | 0 | 0 | 6 |
| at Penn State N | | 0-3 | 0-2 | 0-0 | 0-2-2 | 1 | 0 | 1 | 1 | 0 | 0 | 12 |
| Mich. State N | | 3-5 | 2-4 | 1-2 | 1-3-4 | 3 | 9 | 0 | 0 | 0 | 0 | 14 |
| at Illinois N | | 1-5 | 1-3 | 0-0 | 0-6-6 | 2 | 3 | 3 | 1 | 0 | 0 | 26 |
| at Indiana Y | | 3-6 | 0-2 | 2-2 | 0-4-4 | 4 | 8 | 0 | 0 | 0 | 0 | 29 |
| Northwestern N | | 2-3 | 1-2 | 1-1 | 1-0-1 | 1 | 6 | 3 | 1 | 0 | 0 | 18 |
| at Wisconsin N | | 1-3 | 0-1 | 1-1 | 0-2-2 | 2 | 3 | 0 | 2 | 0 | 1 | 17 |
| Purdue N | | 1-4 | 0-2 | 0-1 | 0-3-3 | 2 | 2 | 1 | 3 | 0 | 1 | 30 |
| Michigan at Mich. State | | | | | INJ | | | | | | | |
| at N'Western N | | 1-3 | 0-2 | 0-0 | 1-2-3 | 0 | 2 | 2 | 0 | 0 | 0 | 12 |
| Ohio State N | | 0-5 | 0-3 | 0-0 | 0-0-0 | 1 | 0 | 4 | 1 | 0 | 0 | 21 |
| Penn State N | | 1-7 | 1-5 | 0-0 | 0-1-1 | 0 | 3 | 0 | 0 | 0 | 0 | 16 |
| Michigan (n) N | | 0-2 | 0-1 | 0-0 | 0-2-2 | 0 | 0 | 1 | 0 | 1 | 0 | 17 |

Career Bests

- Points:** 16 vs. Iowa State, 12/12/08
- Rebounds:** 8, three times, last vs. Minnesota, 1/8/09
- FGM:** 5 vs. Iowa State, 12/12/08
- FGA:** 10 vs. Iowa State, 12/12/08
- 3-pt. FG:** 2, four times, last vs. Michigan State, 1/29/09
- 3-pt. FGA:** 5 vs. Penn State, 3/07/09
- FTM:** 10 vs. UTSA, 11/17/08
- FTA:** 10 vs. UTSA, 11/17/08
- Assists:** 5 vs. Iowa State, 12/12/08
- Steals:** 1, eight times, last vs. Purdue, 2/14/09
- Blocks:** 1, twice, last vs. Michigan, 3/12/09
- Minutes:** 37 vs. Indiana, 1/3/09

Career Statistics

| YEAR | G/GS | FG-A | PCT | 3-PT | PCT | FT-A | PCT | O-D-RB | AVG | PF-DI | AS | TO | BK | ST | PTS | AVG |
|--------|-------|--------|------|-------|------|-------|------|---------|-----|-------|----|----|----|----|-----|-----|
| Junior | 30/11 | 42-123 | .341 | 17-69 | .246 | 33-44 | .750 | 8-81-89 | 3.0 | 48-0 | 49 | 34 | 2 | 8 | 134 | 4.5 |

24 - - Aaron Fuller, Forward, 6-6, 210, Freshman, Mesa, AZ (Mesa HS)

- Stared 19 times while playing in all 32 games
- Averaged 4.0 points and 2.7 points per game
- Seven points and six rebounds vs. Michigan in Big Ten Tournament
- 10 points, three rebounds and two steals at Michigan State
- Seven points and six rebounds in career-high 45 minutes in OT win over Michigan
- Five points and three rebounds vs. Purdue
- Career-high 16 points, along with four rebounds, at Penn State
- Five points and two steals in win over Wisconsin
- Four points, two rebounds and one block at Purdue
- Five points and three rebounds at Michigan
- Two points and five rebounds in win over Iowa State
- Seven points in win over Bryant
- Seven points and seven rebounds in win over Kansas State
- Six points and three rebounds vs. West Virginia
- Five points, five rebounds, three blocks and three steals in win over Southeast Missouri State
- Seven points, two rebounds and two assists vs. Oakland
- Eight points and five rebounds in win at The Citadel
- Eight points, two rebounds and two assists in win over UTSA
- Eight points, four rebounds and one steal in exhibition win



Fuller, Game-by-Game

| Opp. | S | FG | 3-PT | FT | O-D-RE | PF | TP | A | T | B | S | M |
|----------------|---|------|------|-----|--------|----|----|---|---|---|---|----|
| Charleston So. | Y | 2-4 | 0-2 | 0-0 | 0-2-2 | 2 | 4 | 0 | 1 | 0 | 0 | 28 |
| UTSA | Y | 3-4 | 1-2 | 1-2 | 1-1-2 | 3 | 8 | 2 | 2 | 0 | 0 | 18 |
| at Citadel | Y | 3-10 | 1-3 | 1-3 | 2-3-5 | 2 | 8 | 0 | 2 | 0 | 0 | 23 |
| Oakland | Y | 3-5 | 1-3 | 0-0 | 0-2-2 | 0 | 7 | 2 | 2 | 1 | 1 | 16 |
| SE MO St. | Y | 2-7 | 1-4 | 0-0 | 1-4-5 | 2 | 5 | 0 | 1 | 3 | 3 | 21 |
| W. VA (n) | Y | 2-5 | 1-1 | 1-2 | 1-2-3 | 5 | 6 | 0 | 0 | 0 | 0 | 13 |
| Kansas St. (n) | Y | 2-5 | 0-1 | 3-5 | 3-4-7 | 3 | 7 | 0 | 2 | 0 | 2 | 29 |
| at Boston Col. | Y | 0-5 | 0-0 | 0-0 | 1-0-0 | 2 | 0 | 1 | 1 | 0 | 0 | 15 |
| Bryant | N | 2-2 | 2-2 | 1-2 | 0-1-1 | 1 | 7 | 1 | 0 | 0 | 0 | 13 |
| Northern IA | N | 1-2 | 0-1 | 0-0 | 1-1-2 | 0 | 2 | 0 | 1 | 0 | 0 | 16 |
| Iowa State | N | 1-4 | 0-1 | 0-1 | 2-3-5 | 1 | 2 | 0 | 1 | 0 | 1 | 12 |
| at Drake | N | 0-1 | 0-1 | 0-0 | 0-1-1 | 2 | 0 | 1 | 0 | 0 | 0 | 7 |
| W. Illinois | N | 0-1 | 0-1 | 0-0 | 0-1-1 | 2 | 0 | 0 | 1 | 1 | 0 | 10 |
| at Ohio State | N | 0-2 | 0-0 | 0-0 | 2-1-3 | 0 | 0 | 0 | 0 | 0 | 0 | 5 |
| Indiana | N | 0-0 | 0-0 | 0-0 | 0-0-0 | 1 | 0 | 0 | 0 | 0 | 0 | 1 |
| Minnesota | N | 0-0 | 0-0 | 0-0 | 0-0-0 | 1 | 0 | 1 | 1 | 1 | 0 | 3 |
| at Michigan | N | 2-4 | 1-3 | 0-0 | 0-3-3 | 1 | 3 | 0 | 2 | 0 | 0 | 12 |
| at Purdue | Y | 1-3 | 1-3 | 1-2 | 0-2-2 | 3 | 4 | 0 | 0 | 1 | 0 | 15 |
| Wisconsin | Y | 2-6 | 1-4 | 0-0 | 1-1-2 | 3 | 5 | 0 | 0 | 1 | 2 | 33 |
| at Penn State | Y | 6-11 | 2-5 | 2-2 | 3-1-4 | 1 | 16 | 0 | 3 | 0 | 1 | 36 |
| Mich. State | Y | 0-5 | 0-3 | 0-2 | 2-3-5 | 2 | 0 | 1 | 1 | 0 | 0 | 16 |
| at Illinois | Y | 1-3 | 1-3 | 0-0 | 0-3-3 | 1 | 3 | 0 | 2 | 0 | 0 | 18 |
| at Indiana | N | 2-5 | 1-4 | 0-0 | 0-0-0 | 2 | 5 | 0 | 0 | 0 | 0 | 10 |
| Northwestern | N | 0-0 | 0-0 | 0-0 | 1-1-2 | 0 | 0 | 0 | 3 | 0 | 0 | 4 |
| at Wisconsin | N | 1-3 | 1-3 | 0-0 | 0-2-2 | 1 | 3 | 0 | 1 | 0 | 0 | 11 |
| Purdue | N | 2-2 | 1-1 | 0-0 | 1-2-3 | 2 | 5 | 0 | 0 | 0 | 0 | 16 |
| Michigan | Y | 3-9 | 1-4 | 0-2 | 3-3-6 | 1 | 7 | 1 | 1 | 1 | 0 | 45 |
| at Mich. State | Y | 3-9 | 3-7 | 1-2 | 1-2-3 | 4 | 10 | 0 | 1 | 0 | 2 | 33 |
| at N'Western | Y | 1-3 | 1-3 | 0-0 | 1-0-1 | 4 | 3 | 0 | 1 | 0 | 0 | 20 |
| Ohio State | Y | 0-3 | 0-3 | 0-0 | 0-1-1 | 1 | 0 | 2 | 0 | 0 | 0 | 16 |
| Penn State | Y | 0-1 | 0-1 | 0-0 | 0-2-2 | 1 | 0 | 0 | 2 | 0 | 0 | 10 |
| Michigan (n) | Y | 3-8 | 1-5 | 0-0 | 5-1-6 | 1 | 7 | 0 | 2 | 0 | 0 | 25 |

Career Bests


- Points:** 16 at Penn State, 1/24/09
Rebounds: 7 vs. Kansas State, 11/29/08
FGM: 6 at Penn State, 1/24/09
FGA: 11 at Penn State, 1/24/09
3-pt. FG: 3 at Michigan State, 2/26/09
3-pt. FGA: 7 at Michigan State, 2/26/09
FTM: 3 vs. Kansas State, 11/29/08
FTA: 5 vs. Kansas State, 11/29/08
Assists: 2, twice, last vs. Oakland, 11/23/08
Steals: 3 vs. SE Missouri State, 11/25/08
Blocks: 3 vs. SE Missouri State, 11/25/08
Minutes: 45 vs. Michigan, 2/22/09

Career Statistics

| YEAR | G/GS | FG-A | PCT | 3-PT | PCT | FT-A | PCT | O-D-RB | AVG | PF-DI | AS | TO | BK | ST | PTS | AVG |
|--------|-------|--------|------|-------|------|-------|------|----------|-----|-------|----|----|----|----|-----|-----|
| Fresh. | 32/19 | 48-132 | .364 | 22-74 | .297 | 11-25 | .440 | 32-53-85 | 2.7 | 56-1 | 13 | 34 | 9 | 12 | 129 | 4.0 |

5 - - Matt Gatens, Guard, 6-5, 215, Freshman, Iowa City, IA (Iowa City HS)

- Set Iowa single-season record for free throw percentage (.904)
- Only player to start all 32 games
- Ranks among Iowa freshman leaders in FT percentage (first), three-point percentage (second) and points scored (seventh)
- Named to Big Ten Conference all-Freshman team
- Scored in double figures in 21 games, leading the team in scoring in six games, in rebounds four games and assists eight games
- 12 points, six rebounds and four assists in win over Penn State
- 11 points, three assists and two steals against Ohio State
- 11 points, four rebounds and three assists at Northwestern
- Nine points, two assists and two steals at Michigan State
- 16 points, including 4-4 FT's in final minute to force overtime, along with six rebounds in win over Michigan
- 13 points in win over Northwestern
- Matched career-high with 22 points at Indiana
- 13 points, four rebounds and three steals vs. Michigan State
- 14 points (9-12 FT's) and five rebounds in win over Wisconsin
- 11 points, five rebounds and three assists against Minnesota
- Career-high 22 points along with five rebounds at Ohio State
- 11 points and a career-high 10 rebounds for first career double-double in win over Western Illinois
- 14 points and two assists in win over Northern Iowa
- 19 points, five rebounds and four assists in win over Bryant
- 12 points, four rebounds and three assists at Boston College
- 12 points and three assists in win over SE Missouri State
- 13 points, six assists and four steals in win at The Citadel
- 10 points, five rebounds and career-high seven assists in win over UTSA



Gatens, Game-by-Game

| Opp. | S | FG | 3-PT | FT | O-D-RE | PF | TP | A | T | B | S | M |
|----------------|---|------|------|------|--------|----|----|---|---|---|---|----|
| Charleston So. | Y | 4-6 | 3-3 | 4-4 | 1-2-3 | 1 | 15 | 5 | 2 | 0 | 1 | 32 |
| UTSA | Y | 3-5 | 0-2 | 4-5 | 1-4-5 | 2 | 10 | 7 | 3 | 0 | 1 | 35 |
| at Citadel | Y | 4-7 | 3-5 | 2-2 | 0-3-3 | 2 | 13 | 6 | 0 | 0 | 4 | 35 |
| Oakland | Y | 2-6 | 1-3 | 0-0 | 0-4-4 | 1 | 5 | 2 | 6 | 0 | 0 | 35 |
| SE MO St. | Y | 4-7 | 2-3 | 2-2 | 1-2-3 | 1 | 12 | 3 | 1 | 1 | 0 | 22 |
| W. VA (n) | Y | 1-4 | 1-2 | 1-1 | 1-2-3 | 5 | 6 | 2 | 3 | 0 | 0 | 22 |
| Kansas St. (n) | Y | 2-4 | 1-1 | 0-0 | 1-0-1 | 5 | 5 | 1 | 1 | 0 | 0 | 18 |
| at Boston Col. | Y | 4-7 | 2-3 | 2-2 | 2-2-4 | 3 | 12 | 3 | 1 | 0 | 1 | 35 |
| Bryant | Y | 6-12 | 3-6 | 4-4 | 1-4-5 | 1 | 19 | 4 | 1 | 0 | 1 | 28 |
| Northern IA | Y | 5-8 | 4-5 | 0-0 | 1-1-2 | 2 | 14 | 2 | 0 | 0 | 0 | 35 |
| Iowa State | Y | 2-6 | 0-2 | 2-2 | 1-5-6 | 1 | 6 | 1 | 0 | 0 | 1 | 31 |
| at Drake | Y | 1-7 | 0-1 | 2-2 | 1-1-2 | 3 | 4 | 1 | 3 | 0 | 0 | 31 |
| W. Illinois | Y | 3-9 | 1-4 | 4-4 | 3-7-10 | 0 | 11 | 1 | 2 | 1 | 0 | 37 |
| at Ohio State | Y | 8-12 | 4-7 | 2-2 | 0-5-5 | 3 | 22 | 1 | 0 | 0 | 2 | 36 |
| Indiana | Y | 2-4 | 1-1 | 1-1 | 1-2-3 | 4 | 6 | 2 | 1 | 1 | 0 | 26 |
| Minnesota | Y | 4-5 | 3-4 | 0-0 | 3-2-5 | 3 | 11 | 3 | 2 | 0 | 0 | 37 |
| at Michigan | Y | 4-8 | 1-3 | 2-2 | 3-5-8 | 3 | 11 | 1 | 1 | 1 | 0 | 37 |
| at Purdue | Y | 4-10 | 3-5 | 0-0 | 2-3-5 | 1 | 11 | 1 | 2 | 1 | 1 | 34 |
| Wisconsin | Y | 2-7 | 1-5 | 9-12 | 1-4-5 | 3 | 14 | 0 | 0 | 1 | 0 | 44 |
| at Penn State | Y | 2-5 | 1-3 | 4-4 | 1-4-5 | 4 | 9 | 3 | 0 | 0 | 1 | 30 |
| Mich. State | Y | 4-13 | 3-8 | 2-2 | 0-4-4 | 2 | 13 | 2 | 2 | 0 | 3 | 39 |
| at Illinois | Y | 3-8 | 2-6 | 2-2 | 0-2-2 | 4 | 10 | 2 | 1 | 0 | 0 | 40 |
| at Indiana | Y | 7-15 | 3-9 | 5-6 | 2-2-4 | 4 | 22 | 0 | 1 | 1 | 0 | 39 |
| Northwestern | Y | 3-6 | 3-6 | 4-4 | 1-1-2 | 4 | 13 | 0 | 2 | 0 | 1 | 25 |
| at Wisconsin | Y | 2-7 | 0-2 | 2-2 | 0-1-1 | 2 | 6 | 0 | 3 | 0 | 1 | 29 |
| Purdue | Y | 2-13 | 0-4 | 0-0 | 0-1-1 | 3 | 4 | 2 | 1 | 0 | 1 | 40 |
| Michigan | Y | 4-10 | 1-4 | 7-9 | 1-5-6 | 2 | 16 | 3 | 3 | 2 | 0 | 45 |
| at Mich. State | Y | 3-6 | 0-2 | 3-3 | 0-1-1 | 3 | 9 | 2 | 2 | 0 | 2 | 40 |
| at N'Western | Y | 5-11 | 1-5 | 0-0 | 0-4-4 | 2 | 11 | 3 | 3 | 0 | 0 | 29 |
| Ohio State | Y | 4-8 | 2-4 | 1-2 | 0-1-1 | 3 | 11 | 3 | 0 | 0 | 2 | 40 |
| Penn State | Y | 3-12 | 2-8 | 4-4 | 1-5-6 | 3 | 12 | 4 | 0 | 1 | 0 | 50 |
| Michigan (n) | Y | 1-10 | 0-3 | 0-0 | 1-1-2 | 2 | 2 | 1 | 4 | 0 | 3 | 31 |

Career Bests


| | |
|-------------------|--|
| Points: | 22, twice, last at Indiana, 2/4/09 |
| Rebounds: | 10 vs. Western Illinois, 12/27/08 |
| FGM: | 8 at Ohio State, 12/31/08 |
| FGA: | 15 at Indiana, 2/4/09 |
| 3-pt. FG: | 4, twice, last at Ohio State, 12/31/08 |
| 3-pt. FGA: | 9 at Indiana, 2/4/09 |
| FTM: | 9 vs. Wisconsin, 1/21/09 |
| FTA: | 12 vs. Wisconsin, 1/21/09 |
| Assists: | 7 vs. UTSA, 11/17/08 |
| Steals: | 4 at The Citadel, 11/20/08 |
| Blocks: | 2 vs. Michigan, 2/22/09 |
| Minutes: | 50 vs. Penn State, 3/07/09 |

Career Statistics

| YEAR | G/GS | FG-A | PCT | 3-PT | PCT | FT-A | PCT | O-D-RB | AVG | PF-DI | AS | TO | BK | ST | PTS | AVG |
|--------|-------|---------|------|--------|------|-------|------|-----------|-----|-------|----|----|----|----|-----|------|
| Fresh. | 32/32 | 109-258 | .422 | 52-129 | .403 | 75-83 | .904 | 31-90-121 | 3.8 | 82-2 | 71 | 51 | 10 | 26 | 345 | 10.8 |

**32 - - Jake Kelly, Guard, 6-6, 185, Sophomore, Carmel, IN (Carmel HS)*

- Named honorable mention all-Big Ten by league coaches and media
- Big Ten Player of the Week (Mar. 9) for efforts vs. Ohio State and Penn State
- Big Ten Player of the Week (Feb. 23) for efforts in win over Michigan
- Started final 24 games and played in all 32
- Scored in double figures in 18 games
- Led team in scoring in nine games and led team in assists and steals 11 times
- 10 points, seven rebounds and two assists vs. Michigan in Big Ten Tournament
- 22 points (8-16 FT's, 4-8 treys), career-best 11 assists, four rebounds and two steals in win over Penn State
- 19 points and 11 rebounds for first-career double-double against Ohio State
- Matched-career high with 23 points at Northwestern, along with five rebounds and three assists
- 20 points, five rebounds and four assists at Michigan State
- 23 points, eight rebounds and nine assists in win over Michigan
- 19 points and five rebounds vs. Purdue
- 17 points, four rebounds and two assists at Wisconsin
- 19 points (7-10 FG's) and two assists at Penn State
- 12 points and three assists in win over Wisconsin
- 10 points, three rebounds and two steals in win over Indiana
- 11 points, two rebounds and two assists at Ohio State
- 13 points and four assists in win over Western Illinois
- 19 points and five rebounds in win over Northern Iowa
- 11 points, five assists and three rebounds at Boston College
- 15 points (9-10 FTs) and three rebounds vs. West Virginia
- 16 points, four rebounds and four assists in win over Oakland
- 10 points and three assists in win over Charleston Southern



Kelly, Game-by-Game

| Opp. | S | FG | 3-PT | FT | O-D-RE | PF | TP | A | T | B | S | M |
|------------------|---|------|------|------|---------|----|----|----|---|---|---|----|
| Charleston So. N | | 4-5 | 2-2 | 0-0 | 0-1-1 | 0 | 10 | 3 | 0 | 0 | 1 | 20 |
| UTSA N | | 1-5 | 0-2 | 0-0 | 0-2-2 | 2 | 2 | 1 | 3 | 1 | 0 | 16 |
| at Citadel N | | 2-4 | 1-1 | 0-0 | 0-3-3 | 1 | 5 | 5 | 0 | 0 | 3 | 23 |
| Oakland N | | 4-7 | 3-6 | 5-7 | 2-2-4 | 0 | 16 | 4 | 0 | 0 | 1 | 29 |
| SE MO St. N | | 3-6 | 1-3 | 2-2 | 1-1-2 | 1 | 9 | 2 | 0 | 0 | 0 | 19 |
| W. VA (n) N | | 3-6 | 0-2 | 9-10 | 0-3-3 | 4 | 15 | 3 | 4 | 1 | 0 | 28 |
| Kansas St. (n) N | | 2-3 | 1-2 | 4-4 | 0-0-0 | 3 | 9 | 1 | 2 | 0 | 2 | 14 |
| at Boston Col. N | | 4-10 | 1-5 | 2-10 | 0-3-3 | 2 | 11 | 5 | 3 | 0 | 2 | 29 |
| Bryant Y | | 1-6 | 1-5 | 2-3 | 1-2-3 | 2 | 5 | 3 | 3 | 0 | 3 | 27 |
| Northern IA Y | | 8-15 | 1-5 | 2-2 | 0-5-5 | 2 | 19 | 4 | 0 | 0 | 2 | 36 |
| Iowa State Y | | 2-7 | 1-2 | 1-2 | 0-3-3 | 3 | 6 | 3 | 4 | 0 | 2 | 30 |
| at Drake Y | | 2-6 | 0-2 | 0-0 | 0-2-2 | 5 | 4 | 0 | 2 | 2 | 1 | 19 |
| W. Illinois Y | | 5-8 | 1-2 | 2-2 | 0-1-1 | 2 | 13 | 4 | 2 | 0 | 1 | 29 |
| at Ohio State Y | | 4-8 | 3-7 | 0-1 | 0-2-2 | 4 | 11 | 2 | 6 | 0 | 0 | 33 |
| Indiana Y | | 4-11 | 2-5 | 0-1 | 2-1-3 | 5 | 10 | 1 | 2 | 1 | 2 | 24 |
| Minnesota Y | | 3-12 | 0-5 | 0-0 | 1-0-1 | 3 | 6 | 3 | 0 | 1 | 1 | 25 |
| at Michigan Y | | 3-9 | 1-1 | 0-0 | 0-0-0 | 3 | 7 | 3 | 2 | 0 | 0 | 28 |
| at Purdue Y | | 2-8 | 2-2 | 0-0 | 0-1-1 | 3 | 6 | 1 | 3 | 0 | 1 | 28 |
| Wisconsin Y | | 3-6 | 1-3 | 5-6 | 1-2-3 | 5 | 12 | 3 | 2 | 0 | 1 | 35 |
| at Penn State Y | | 7-10 | 1-3 | 4-4 | 0-1-1 | 4 | 19 | 2 | 4 | 0 | 0 | 36 |
| Mich. State Y | | 3-6 | 0-2 | 0-0 | 0-3-3 | 5 | 6 | 2 | 5 | 0 | 1 | 38 |
| at Illinois Y | | 3-10 | 2-5 | 0-0 | 1-2-3 | 3 | 8 | 1 | 5 | 0 | 0 | 33 |
| at Indiana Y | | 1-3 | 0-0 | 0-0 | 0-2-2 | 4 | 2 | 5 | 3 | 0 | 1 | 23 |
| Northwestern Y | | 2-8 | 2-7 | 2-2 | 1-5-6 | 3 | 8 | 3 | 2 | 0 | 1 | 40 |
| at Wisconsin Y | | 7-9 | 2-3 | 1-3 | 1-3-4 | 2 | 17 | 2 | 5 | 0 | 1 | 36 |
| Purdue Y | | 8-17 | 1-6 | 2-2 | 0-5-5 | 2 | 19 | 1 | 2 | 1 | 0 | 38 |
| Michigan Y | | 8-17 | 3-6 | 4-4 | 0-8-8 | 1 | 23 | 9 | 2 | 0 | 2 | 45 |
| at Mich. State Y | | 7-13 | 2-5 | 4-4 | 0-5-5 | 2 | 20 | 4 | 6 | 1 | 0 | 40 |
| at N'Western Y | | 8-17 | 4-9 | 3-4 | 0-5-5 | 3 | 23 | 3 | 2 | 0 | 0 | 40 |
| Ohio State Y | | 5-12 | 2-6 | 7-8 | 1-10-11 | 1 | 19 | 2 | 4 | 0 | 2 | 40 |
| Penn State Y | | 8-16 | 4-8 | 2-2 | 3-1-4 | 3 | 22 | 11 | 5 | 2 | 2 | 47 |
| Michigan (n) Y | | 3-11 | 1-4 | 3-4 | 0-7-7 | 4 | 10 | 2 | 5 | 0 | 0 | 37 |

Career Bests

| | |
|-------------------|--|
| Points: | 23, twice, last at Northwestern, 2/28/09 |
| Rebounds: | 11 vs. Ohio State, 3/3/09 |
| FGM: | 8, five times, last vs. Penn State, 3/07/09 |
| FGA: | 17, three times, last at Northwestern, 2/28/09 |
| 3-PT. FG: | 4, three times, last vs. Penn State, 3/07/09 |
| 3-PT. FGA: | 9 at Northwestern, 2/28/09 |
| FTM: | 9 vs. West Virginia, 11/28/08 |
| FTA: | 10 vs. West Virginia, 11/28/08 |
| Assists: | 11 vs. Penn State, 3/07/09 |
| Steals: | 3, three times, last vs. Bryant, 12/05/08 |
| Blocks: | 2, four times, last vs. Penn State, 3/07/09 |
| Minutes: | 47 vs. Penn State, 3/07/09 |

Career Statistics

| YEAR | G/GS | FG-A | PCT | 3-PT | PCT | FT-A | PCT | O-D-RB | AVG | PF-DI | AS | TO | BK | ST | PTS | AVG |
|---------------|--------------|----------------|-------------|---------------|-------------|----------------|-------------|-------------------|------------|--------------|------------|------------|-----------|-----------|------------|------------|
| Fresh. | 32/25 | 82-201 | .408 | 30-69 | .435 | 41-53 | .774 | 15-45-60 | 1.9 | 83-3 | 65 | 70 | 10 | 20 | 235 | 7.3 |
| Soph. | 32/24 | 130-291 | .447 | 46-126 | .365 | 66-79 | .835 | 15-91-106 | 3.3 | 87-4 | 98 | 88 | 10 | 33 | 372 | 11.6 |
| Career | 64/49 | 212-492 | .431 | 76-390 | .390 | 107-132 | .811 | 30-136-166 | 2.6 | 170-7 | 163 | 158 | 20 | 53 | 607 | 9.5 |

**2 - - David Palmer, Center, 6-9, 240, Junior, Antioch, TN (Oak Hill Academy)*

- Started five times while playing in 19 of 32 games
- Led team in scoring twice and in rebounding in three games
- Eight points and three rebounds at Illinois
- Career-high two blocks against Michigan State
- Six points, tied a career-high with eight rebounds and had one blocked shot at Penn State
- Career-high 21 points and seven rebounds in win over Wisconsin
- 19 points and eight rebounds, along with one blocked shot, in first career start at Purdue
- Three points (3-4 FT's) and one rebound at Michigan
- Three points in win over Bryant
- Five points and six rebounds in win over Southeast Missouri State
- Four points and one rebound in win over Charleston Southern
- Two points and four rebounds in exhibition win



Palmer, Game-by-Game

| Opp. | S | FG | 3-PT | FT | O-D-RE | PF | TP | A | T | B | S | M |
|-------------------------------|---|------|------|-----|--------|----|----|---|---|---|---|----|
| Charleston So. N | | 1-2 | 0-1 | 2-2 | 0-1-1 | 0 | 4 | 0 | 0 | 0 | 0 | 2 |
| UTSA at Citadel | | | | | DNP | | | | | | | |
| Oakland N | | 0-0 | 0-0 | 0-0 | 0-0-0 | 0 | 0 | 0 | 0 | 0 | 0 | 2 |
| SE MO St. N | | 2-2 | 1-1 | 0-0 | 0-6-6 | 1 | 5 | 0 | 0 | 0 | 0 | 9 |
| W. VA (n) N | | 0-0 | 0-0 | 0-0 | 0-0-0 | 0 | 0 | 0 | 0 | 0 | 0 | 3 |
| Kansas St. (n) at Boston Col. | | | | | DNP | | | | | | | |
| Bryant N | | 1-1 | 1-1 | 0-0 | 0-1-1 | 0 | 3 | 0 | 0 | 0 | 0 | 4 |
| Northern IA | | | | | DNP | | | | | | | |
| Iowa State N | | 0-1 | 0-1 | 0-0 | 0-0-0 | 0 | 0 | 0 | 0 | 0 | 0 | 1 |
| at Drake N | | 0-0 | 0-0 | 0-0 | 0-0-0 | 0 | 0 | 0 | 0 | 0 | 0 | 1 |
| W. Illinois N | | 0-2 | 0-1 | 2-2 | 0-0-0 | 1 | 2 | 0 | 0 | 0 | 0 | 5 |
| at Ohio State | | | | | DNP | | | | | | | |
| Indiana | | | | | DNP | | | | | | | |
| Minnesota | | | | | DNP | | | | | | | |
| at Michigan N | | 0-1 | 0-1 | 3-4 | 0-1-1 | 0 | 3 | 0 | 0 | 0 | 0 | 5 |
| at Purdue Y | | 7-14 | 2-3 | 3-4 | 2-6-8 | 3 | 19 | 0 | 4 | 1 | 0 | 22 |
| Wisconsin Y | | 8-12 | 2-4 | 3-5 | 3-4-7 | 1 | 21 | 0 | 3 | 0 | 1 | 33 |
| at Penn State Y | | 2-5 | 0-1 | 2-2 | 2-6-8 | 4 | 6 | 0 | 1 | 1 | 0 | 28 |
| Mich. State Y | | 0-3 | 0-1 | 1-2 | 0-0-0 | 2 | 1 | 0 | 0 | 2 | 0 | 14 |
| at Illinois Y | | 3-5 | 1-2 | 1-2 | 2-1-3 | 2 | 8 | 0 | 0 | 1 | 0 | 19 |
| at Indiana N | | 0-1 | 0-0 | 1-2 | 0-1-1 | 1 | 1 | 0 | 0 | 0 | 0 | 5 |
| Northwestern | | | | | DNP | | | | | | | |
| at Wisconsin N | | 1-1 | 1-1 | 0-2 | 0-0-0 | 4 | 3 | 0 | 0 | 0 | 0 | 16 |
| Purdue N | | 0-1 | 0-1 | 2-2 | 0-2-2 | 1 | 2 | 0 | 1 | 1 | 0 | 8 |
| Michigan N | | 0-1 | 0-1 | 0-0 | 0-0-0 | 0 | 0 | 0 | 0 | 0 | 0 | 3 |
| at Mich. State N | | 0-1 | 0-1 | 0-0 | 0-0-0 | 2 | 0 | 0 | 0 | 0 | 0 | 7 |
| at N'Western | | | | | DNP | | | | | | | |
| Ohio State | | | | | DNP | | | | | | | |
| Penn State | | | | | DNP | | | | | | | |
| Michigan (n) | | | | | DNP | | | | | | | |

Career Bests

- Points:** 21 vs. Wisconsin, 1/21/09
Rebounds: 8, twice, last at Penn State, 1/24/09
FGM: 8 vs. Wisconsin, 1/21/09
FGA: 14 at Purdue, 1/18/09
3-PT. FG: 2, twice, last vs. Wisconsin, 1/21/09
3-PT. FGA: 4 vs. Wisconsin, 1/21/09
FTM: 3, three times, last vs. Wisconsin, 1/21/09
FTA: 5 vs. Wisconsin, 1/21/09
Assists: 1, three times, last vs. South Florida, 2/8/06
Steals: 1, eight times, last vs. Wisconsin, 1/21/09
Blocks: 2 vs. Michigan State, 1/29/09
Minutes: 33 vs. Wisconsin, 1/21/09

Career Statistics

| YEAR | G/GS | FG-A | PCT | 3-PT | PCT | FT-A | PCT | O-D-RB | AVG | PF-DI | AS | TO | BK | ST | PTS | AVG |
|---------------|-------------|---------------|-------------|--------------|-------------|--------------|-------------|-----------------|------------|-------------|----------|-----------|-----------|----------|------------|------------|
| *Fresh. | 27/0 | 35-77 | .455 | 0-1 | .000 | 10-17 | .588 | 25-28-53 | 2.0 | 52-0 | 3 | 10 | 5 | 5 | 80 | 3.0 |
| Soph. | 14/0 | 4-13 | .308 | 2-5 | .400 | 3-5 | .600 | 2-6-8 | 0.6 | 13-0 | 0 | 6 | 0 | 2 | 13 | 0.9 |
| Junior | 19/5 | 25-53 | .472 | 8-21 | .381 | 20-29 | .690 | 9-29-38 | 2.0 | 22-0 | 0 | 9 | 6 | 1 | 78 | 4.1 |
| Career | 60/5 | 64-143 | .448 | 10-27 | .370 | 33-51 | .647 | 36-63-99 | 1.7 | 87-0 | 3 | 25 | 11 | 8 | 171 | 2.9 |

* - 2005-06 at Seton Hall

***30 - - Jeff Peterson, Guard, 6-0, 192, Sophomore, Springfield, MO (DeMatha Catholic HS)**

- Missed final seven games due to hamstring injury
- Started all 25 games in which he played
- Led team in assists (4.2), ranked second in steals (1.2) and third in scoring (10.6) while scoring in double figures in 13 games
- Led team in scoring in five games, in assists in 17 games and in steals 11 in games
- 10 points and two assists before leaving game with injury in second half at Wisconsin
- 16 points, five assists, four rebounds and career-best four steals in win over Northwestern
- 12 points, five rebounds, five assists and two steals at Indiana
- 12 points and six assists with no turnovers at Illinois
- 14 points, two rebounds and five assists vs. Michigan State
- 16 points, tied a career-high with five rebounds and also added seven assists in win over Wisconsin
- Eight assists, five points and two steals at Purdue
- 16 points and four rebounds vs. Minnesota
- 16 points and five assists in win over Indiana
- Eight points, five assists and career-high three steals at Drake
- 17 points and three rebounds in win over Iowa State
- 18 points and five assists in win over Northern Iowa
- Named to all-tournament team at Las Vegas Invitational
- 18 points (11-12 FT's) and six assists in win over Kansas State
- 11 points and two rebounds vs. West Virginia
- Eight points, nine assists and two steals in win over Oakland



Peterson, Game-by-Game

| Opp. | S | FG | 3-PT | FT | O-D-RE | PF | TP | A | T | B | S | M |
|----------------|---|------|------|-------|--------|----|----|---|---|---|---|-----|
| Charleston So. | Y | 3-4 | 1-1 | 2-2 | 0-2-2 | 2 | 9 | 3 | 1 | 0 | 0 | 24 |
| UTSA | Y | 2-4 | 1-2 | 0-0 | 1-1-2 | 5 | 5 | 2 | 2 | 0 | 1 | 29 |
| at Citadel | Y | 4-7 | 1-2 | 3-4 | 1-2-3 | 1 | 12 | 3 | 0 | 0 | 1 | 31 |
| Oakland | Y | 1-2 | 0-1 | 6-8 | 0-0-0 | 2 | 8 | 9 | 1 | 0 | 2 | 33 |
| SE MO St. | Y | 3-4 | 0-1 | 2-2 | 1-1-2 | 0 | 8 | 5 | 0 | 0 | 0 | 26 |
| W. VA (n) | Y | 4-6 | 0-0 | 3-4 | 0-2-2 | 5 | 11 | 1 | 7 | 0 | 1 | 23 |
| Kansas St. (n) | Y | 3-7 | 1-2 | 11-12 | 0-2-2 | 1 | 18 | 6 | 5 | 0 | 1 | 38 |
| at Boston Col. | Y | 2-5 | 0-0 | 2-2 | 0-1-1 | 1 | 6 | 1 | 4 | 0 | 1 | 32 |
| Bryant | Y | 1-2 | 0-1 | 0-0 | 0-1-1 | 1 | 2 | 4 | 1 | 0 | 0 | 23 |
| Northern IA | Y | 6-11 | 2-3 | 4-4 | 0-4-4 | 1 | 18 | 5 | 2 | 0 | 1 | 35 |
| Iowa State | Y | 5-10 | 2-3 | 5-6 | 1-2-3 | 2 | 17 | 1 | 5 | 0 | 2 | 33 |
| at Drake | Y | 3-6 | 1-3 | 1-1 | 0-3-3 | 4 | 8 | 5 | 2 | 0 | 3 | 28 |
| W. Illinois | Y | 2-5 | 0-1 | 0-0 | 0-3-3 | 0 | 4 | 2 | 4 | 0 | 3 | 36 |
| at Ohio State | Y | 3-6 | 1-3 | 2-2 | 0-2-2 | 3 | 9 | 8 | 2 | 0 | 0 | 33 |
| Indiana | Y | 5-12 | 1-3 | 5-6 | 0-1-1 | 1 | 16 | 5 | 4 | 0 | 0 | 39 |
| Minnesota | Y | 4-10 | 2-5 | 6-6 | 2-2-4 | 1 | 16 | 1 | 8 | 0 | 0 | 37 |
| at Michigan | Y | 1-3 | 0-1 | 2-2 | 0-3-3 | 0 | 4 | 4 | 5 | 0 | 2 | 34 |
| at Purdue | Y | 2-6 | 0-1 | 1-2 | 0-2-2 | 2 | 5 | 8 | 5 | 0 | 2 | 33 |
| Wisconsin | Y | 3-8 | 1-2 | 9-12 | 0-5-5 | 3 | 16 | 7 | 3 | 0 | 1 | 40 |
| at Penn State | Y | 3-10 | 0-3 | 3-4 | 0-1-1 | 4 | 9 | 3 | 2 | 0 | 1 | 34 |
| Mich. State | Y | 6-11 | 2-4 | 0-1 | 0-2-2 | 1 | 14 | 5 | 3 | 0 | 0 | 39 |
| at Illinois | Y | 5-13 | 2-6 | 0-0 | 1-0-1 | 1 | 12 | 6 | 0 | 0 | 1 | 36 |
| at Indiana | Y | 4-8 | 1-2 | 3-5 | 2-3-5 | 4 | 12 | 5 | 6 | 1 | 2 | 39 |
| Northwestern | Y | 3-10 | 3-6 | 7-8 | 1-3-4 | 2 | 16 | 5 | 6 | 0 | 4 | 40 |
| at Wisconsin | Y | 3-7 | 1-2 | 3-4 | 0-1-1 | 0 | 10 | 2 | 1 | 0 | 1 | 29 |
| Purdue | | | | | | | | | | | | INJ |
| Michigan | | | | | | | | | | | | INJ |
| at Mich. State | | | | | | | | | | | | INJ |
| at N'Western | | | | | | | | | | | | INJ |
| Ohio State | | | | | | | | | | | | INJ |
| Penn State | | | | | | | | | | | | INJ |
| Michigan (n) | | | | | | | | | | | | INJ |

Career Bests

| | |
|-------------------|--|
| Points: | 20 vs. Northern Colorado, 11/14/07 |
| Rebounds: | 5, five times, last at Indiana, 2/4/09 |
| FGM: | 7 vs. Northern Colorado, 11/14/07 |
| FGA: | 13 at Illinois, 2/1/09 |
| 3-PT. FG: | 3 vs. Northwestern, 2/07/09 |
| 3-PT. FGA: | 6, twice, last vs. Northwestern, 2/07/09 |
| FTM: | 11 vs. Kansas State, 11/29/08 |
| FTA: | 12, twice, last vs. Wisconsin, 1/21/09 |
| Assists: | 9, three times, last vs. Oakland, 11/23/08 |
| Steals: | 4 vs. Northwestern, 2/07/09 |
| Blocks: | 1 at Indiana, 2/4/09 |
| Minutes: | 40, four times, last vs. Northwestern, 2/07/09 |

Career Statistics

| YEAR | G/GS | FG-A | PCT | 3-PT | PCT | FT-A | PCT | O-D-RB | AVG | PF-DI | AS | TO | BK | ST | PTS | AVG |
|---------------|--------------|----------------|-------------|---------------|-------------|----------------|-------------|-------------------|------------|--------------|------------|------------|----------|-----------|------------|------------|
| Fresh. | 30/11 | 49-151 | .325 | 14-52 | .269 | 44-60 | .733 | 6-55-61 | 2.0 | 66-3 | 92 | 94 | 0 | 19 | 156 | 5.2 |
| Soph. | 25/25 | 81-180 | .450 | 23-58 | .397 | 80-97 | .825 | 10-49-59 | 2.4 | 47-2 | 106 | 79 | 1 | 30 | 265 | 10.6 |
| Career | 55/36 | 130-331 | .393 | 37-110 | .336 | 124-157 | .790 | 16-104-120 | 2.2 | 113-5 | 198 | 173 | 1 | 49 | 421 | 7.7 |

****44 - - Cyrus Tate, Forward, 6-8, 255, Senior, Chicago, IL (Northeast, NE CC)**

- Missed nine games total due to ankle injury
- Started 18 of 23 games in which he played
- Scored in double figures in seven games and had 10 or more rebounds in five games
- Led team in rebounds in 11 games, in steals in six games and in scoring in three games
- 12 points (4-5 FG's) and four rebounds vs. Michigan in Big Ten Tournament
- 15 points (7-9 FG's) and 10 rebounds in win over Penn State
- Five rebounds, three points and two steals in 27 minutes at Northwestern
- Seven points (2-2 FG's, 3-3 FT's) and three rebounds at Michigan State
- Did not play against Wisconsin or Purdue due to ankle injury
- Five rebounds and two points in win over Northwestern in return to action
- Played just 8 minutes vs. Minnesota before suffering injury
- Season-best 22 points and 11 rebounds in win over Indiana, hitting 6-6 FG's and 10-11 FT's for sixth-career double-double
- 10 points, eight rebounds and two steals in win over IA State
- Eight points and 12 rebounds in win over Bryant
- Seven rebounds, four points, two blocked shots and two steals at Boston College
- 10 points, including game-winning layup as time expired, along with seven rebounds in win over Kansas State
- 11 points and tied a career-high with 13 rebounds for fifth career double-double in win over Oakland
- 18 points (8-9 FG's, 2-2 FT's), five rebounds, career-high three blocks and two steals in win over UTSA
- Nine points, 12 rebounds and two blocked shots in win over Charleston Southern



Tate, Game-by-Game

| Opp. | S | FG | 3-PT | FT | O-D-RE | PF | TP | A | T | B | S | M |
|----------------|---|-----|------|-------|--------|----|----|---|---|---|---|----|
| Charleston So. | Y | 3-4 | 0-0 | 3-3 | 3-9-12 | 1 | 9 | 0 | 2 | 2 | 0 | 26 |
| UTSA | Y | 8-9 | 0-0 | 2-2 | 1-4-5 | 2 | 18 | 0 | 1 | 3 | 2 | 33 |
| at Citadel | Y | 2-3 | 0-0 | 0-0 | 2-3-5 | 4 | 4 | 0 | 2 | 0 | 0 | 18 |
| Oakland | Y | 5-6 | 0-0 | 1-3 | 4-9-13 | 4 | 11 | 0 | 1 | 0 | 1 | 32 |
| SE MO St. | Y | 3-5 | 0-0 | 0-0 | 1-2-3 | 3 | 6 | 0 | 0 | 2 | 1 | 16 |
| W. VA (n) | Y | 0-0 | 0-0 | 0-0 | 1-4-5 | 1 | 0 | 0 | 1 | 0 | 0 | 24 |
| Kansas St. (n) | Y | 2-5 | 0-0 | 6-10 | 5-2-7 | 3 | 10 | 0 | 0 | 0 | 0 | 28 |
| at Boston Col. | Y | 1-3 | 0-0 | 2-2 | 2-5-7 | 4 | 4 | 0 | 2 | 2 | 2 | 23 |
| Bryant | Y | 4-6 | 0-0 | 0-0 | 4-8-12 | 0 | 8 | 1 | 2 | 0 | 0 | 22 |
| Northern IA | Y | 1-4 | 0-0 | 2-2 | 2-4-6 | 3 | 4 | 0 | 2 | 0 | 3 | 27 |
| Iowa State | Y | 4-6 | 0-0 | 2-2 | 6-2-8 | 3 | 10 | 0 | 0 | 0 | 2 | 22 |
| at Drake | Y | 0-2 | 0-0 | 1-2 | 1-3-4 | 3 | 1 | 0 | 1 | 0 | 1 | 16 |
| W. Illinois | Y | 2-2 | 0-0 | 3-6 | 1-0-1 | 2 | 7 | 0 | 1 | 2 | 0 | 14 |
| at Ohio State | Y | 1-1 | 0-0 | 0-0 | 1-0-1 | 3 | 2 | 1 | 3 | 0 | 0 | 11 |
| Indiana | Y | 6-6 | 0-0 | 10-11 | 4-7-11 | 3 | 22 | 0 | 1 | 0 | 1 | 35 |
| Minnesota | Y | 1-1 | 0-0 | 0-0 | 0-1-1 | 1 | 2 | 0 | 0 | 0 | 1 | 8 |
| at Michigan | | | | | INJ | | | | | | | |
| at Purdue | | | | | INJ | | | | | | | |
| Wisconsin | | | | | INJ | | | | | | | |
| at Penn State | | | | | INJ | | | | | | | |
| Mich. State | | | | | INJ | | | | | | | |
| at Illinois | | | | | INJ | | | | | | | |
| at Indiana | | | | | INJ | | | | | | | |
| Northwestern | Y | 0-1 | 0-0 | 2-2 | 0-5-5 | 1 | 2 | 0 | 0 | 0 | 0 | 13 |
| at Wisconsin | | | | | INJ | | | | | | | |
| Purdue | | | | | INJ | | | | | | | |
| Michigan | N | 0-0 | 0-0 | 2-2 | 0-1-1 | 1 | 2 | 0 | 1 | 0 | 0 | 4 |
| at Mich. State | N | 2-2 | 0-0 | 3-3 | 0-3-3 | 3 | 7 | 0 | 2 | 0 | 0 | 17 |
| at N'Western | N | 1-5 | 0-0 | 1-4 | 3-2-5 | 5 | 3 | 0 | 2 | 0 | 2 | 27 |
| Ohio State | N | 1-2 | 0-0 | 0-0 | 1-1-2 | 4 | 2 | 0 | 2 | 1 | 1 | 21 |
| Penn State | Y | 7-9 | 0-0 | 1-4 | 2-8-10 | 0 | 15 | 1 | 1 | 1 | 0 | 42 |
| Michigan (n) | N | 4-5 | 0-0 | 4-6 | 2-2-4 | 2 | 12 | 1 | 1 | 0 | 1 | 26 |

Career Bests


| | |
|-------------------|--|
| Points: | 26 at Michigan State, 2/23/08 |
| Rebounds: | 13, twice, last vs. Oakland, 11/23/08 |
| FGM: | 10 at Michigan State, 2/23/08 |
| FGA: | 13 at Michigan State, 2/23/08 |
| 3-pt. FG: | |
| 3-pt. FGA: | |
| FTM: | 10, twice, last vs. Indiana, 1/3/09 |
| FTA: | 17 vs. Michigan, 3/13/08 |
| Assists: | 2, five times, last vs. Illinois, 3/1/08 |
| Steals: | 3, three times, last vs. UNI, 12/9/08 |
| Blocks: | 3 vs. UTSA, 11/17/08 |
| Minutes: | 42 vs. Penn State, 3/07/09 |

Career Statistics

| YEAR | G/GS | FG-A | PCT | 3-PT | PCT | FT-A | PCT | O-D-RB | AVG | PF-DI | AS | TO | BK | ST | PTS | AVG |
|---------------|--------------|----------------|-------------|------------|-------------|----------------|-------------|--------------------|------------|--------------|-----------|------------|-----------|-----------|------------|------------|
| Soph. | 31/22 | 48-104 | .462 | 0-0 | .000 | 35-53 | .660 | 47-88-135 | 4.4 | 93-4 | 13 | 42 | 8 | 17 | 131 | 4.2 |
| Jun. | 31/19 | 86-129 | .667 | 0-0 | .000 | 86-147 | .585 | 59-107-166 | 5.4 | 87-3 | 8 | 57 | 12 | 18 | 258 | 8.3 |
| Sen. | 23/18 | 58-87 | .667 | 0-0 | .000 | 45-64 | .703 | 46-85-131 | 5.7 | 56-1 | 4 | 28 | 13 | 18 | 161 | 7.0 |
| Career | 85/59 | 192-320 | .600 | 0-0 | .000 | 166-264 | .629 | 152-280-432 | 5.1 | 236-8 | 25 | 127 | 33 | 53 | 550 | 6.5 |

1 - - Anthony Tucker, Guard, 6-4, 200, Freshman, Minnetonka, MN (Minnetonka HS)

- Started eight of 14 games he played
- Scored in double figures in eight games and led team in scoring in five games
- Sidelined for second semester due to academics
- Five points, five rebounds and two assists at Purdue
- Eight points at Michigan
- 12 points against Drake
- 12 points (4-6 3-pt. FG's) and three rebounds in win over Bryant
- 24 points (8-12 FGs, 6-9 3-pt. FG's) and four rebounds vs. West Virginia
- 14 points and a career-high 10 rebounds for first-career double-double in win over Southeast Missouri State
- 19 points (5-10 3-pt. FG's) and six rebounds in win over Oakland
- 21 points (7-11 3-pt. FG's) and two rebounds in win at The Citadel
- 15 points and two assists in win over UTSA
- 10 points and two rebounds in win over Charleston Southern
- 21 points, four assists and three rebounds in exhibition win



Tucker, Game-by-Game

| Opp. | S | FG | 3-PT | FT | O-D-RE | PF | TP | A | T | B | S | M |
|----------------|---|------|------|-----|--------|----|----|---|---|---|---|----|
| Charleston So. | Y | 4-13 | 2-11 | 0-0 | 0-2-2 | 1 | 10 | 1 | 1 | 0 | 2 | 25 |
| UTSA | Y | 5-8 | 2-5 | 3-3 | 0-1-1 | 0 | 15 | 2 | 2 | 0 | 1 | 28 |
| at Citadel | Y | 7-13 | 7-11 | 0-0 | 0-2-2 | 0 | 21 | 1 | 0 | 0 | 1 | 28 |
| Oakland | Y | 7-12 | 5-10 | 0-0 | 1-5-6 | 1 | 19 | 1 | 1 | 0 | 0 | 35 |
| SE MO St. | Y | 5-11 | 4-9 | 0-0 | 1-9-10 | 2 | 14 | 1 | 2 | 0 | 1 | 25 |
| W. VA (n) | Y | 8-12 | 6-9 | 2-2 | 2-2-4 | 1 | 24 | 0 | 4 | 0 | 1 | 34 |
| Kansas St. (n) | Y | 1-11 | 1-7 | 0-1 | 3-4-7 | 3 | 3 | 0 | 1 | 0 | 0 | 28 |
| at Boston Col. | Y | 0-2 | 0-2 | 0-0 | 0-0-0 | 0 | 0 | 0 | 1 | 0 | 0 | 8 |
| Bryant | N | 4-6 | 4-6 | 0-0 | 0-3-3 | 1 | 12 | 0 | 0 | 0 | 0 | 23 |
| Northern IA | | | | | DNP | | | | | | | |
| Iowa State | | | | | DNP | | | | | | | |
| at Drake | N | 4-11 | 4-10 | 0-0 | 0-1-1 | 2 | 12 | 0 | 0 | 0 | 1 | 19 |
| W. Illinois | | | | | DNP | | | | | | | |
| at Ohio State | N | 0-0 | 0-0 | 0-0 | 0-0-0 | 2 | 0 | 0 | 0 | 0 | 0 | 1 |
| Indiana | | | | | DNP | | | | | | | |
| Minnesota | N | 0-1 | 0-1 | 2-2 | 0-0-0 | 0 | 2 | 0 | 0 | 0 | 0 | 6 |
| at Michigan | N | 3-5 | 2-3 | 0-0 | 0-1-1 | 0 | 8 | 0 | 0 | 0 | 1 | 11 |
| at Purdue | N | 1-7 | 1-5 | 2-4 | 1-4-5 | 0 | 5 | 2 | 1 | 0 | 0 | 24 |
| Wisconsin | | | | | DNP | | | | | | | |
| at Penn State | | | | | DNP | | | | | | | |
| Mich. State | | | | | DNP | | | | | | | |
| at Illinois | | | | | DNP | | | | | | | |
| at Indiana | | | | | DNP | | | | | | | |
| Northwestern | | | | | DNP | | | | | | | |
| at Wisconsin | | | | | DNP | | | | | | | |
| Purdue | | | | | DNP | | | | | | | |
| Michigan | | | | | DNP | | | | | | | |
| at Mich. State | | | | | DNP | | | | | | | |
| at N'Western | | | | | DNP | | | | | | | |
| Ohio State | | | | | DNP | | | | | | | |
| Penn State | | | | | DNP | | | | | | | |
| Michigan (n) | | | | | DNP | | | | | | | |

Career Bests

- Points:** 24 vs. West Virginia, 11/28/08
Rebounds: 10 vs. Southeast Missouri State, 11/25/08
FGM: 8 vs. West Virginia, 11/28/08
FGA: 13, twice, last at The Citadel, 11/20/08
3-pt. FG: 7 at The Citadel, 11/20/08
3-pt. FGA: 11, twice, last at The Citadel, 11/20/08
FTM: 3 vs. UTSA, 11/17/08
FTA: 4 at Purdue, 1/18/09
Assists: 2, twice, last at Purdue, 1/18/09
Steals: 2 vs. Charleston Southern, 11/14/08
Blocks:
Minutes: 35 vs. Oakland, 11/23/08

Career Statistics

| YEAR | G/GS | FG-A | PCT | 3-PT | PCT | FT-A | PCT | O-D-RB | AVG | PF-DI | AS | TO | BK | ST | PTS | AVG |
|--------|------|--------|------|-------|------|------|------|---------|-----|-------|----|----|----|----|-----|------|
| Fresh. | 14/8 | 49-112 | .438 | 38-89 | .427 | 9-12 | .750 | 8-34-42 | 3.0 | 13-0 | 8 | 13 | 0 | 7 | 145 | 10.4 |



Iowa Hawkeyes
Iowa Hawkeyes Combined Team Statistics (as of Mar 16, 2009)
All games



| RECORD: | OVERALL | HOME | AWAY | NEUTRAL |
|----------------|----------------|-------------|-------------|----------------|
| ALL GAMES | 15-17 | 13-4 | 1-11 | 1-2 |
| CONFERENCE | 5-13 | 5-4 | 0-9 | 0-0 |
| NON-CONFERENCE | 10-4 | 8-0 | 1-2 | 1-2 |

| # | Player | gp-gs | Total | | 3-Point | | F-Throw | | Rebounds | | | | Other | | | pts | avg | | | | | |
|----------------|-----------------|-------|-------|------|----------|------|---------|------|----------|------|-----|-----|-------|------|-----|-----|-----|-----|----|-----|------|------|
| | | | min | avg | fg-fga | pct | 3fg-fga | pct | ft-fa | pct | off | def | tot | avg | pf | | | dq | a | to | blk | stl |
| 32 | Kelly, Jake | 32-24 | 985 | 30.8 | 130-291 | .447 | 46-126 | .365 | 66-79 | .835 | 15 | 91 | 106 | 3.3 | 87 | 4 | 98 | 88 | 10 | 33 | 372 | 11.6 |
| 05 | Gatens, Matt | 32-32 | 1087 | 34.0 | 109-258 | .422 | 52-129 | .403 | 75-83 | .904 | 31 | 90 | 121 | 3.8 | 82 | 2 | 71 | 51 | 10 | 26 | 345 | 10.8 |
| 30 | Peterson, Jeff | 25-25 | 824 | 33.0 | 81-180 | .450 | 23-58 | .397 | 80-97 | .825 | 10 | 49 | 59 | 2.4 | 47 | 2 | 106 | 79 | 1 | 30 | 265 | 10.6 |
| 01 | Tucker, Anthony | 14-8 | 295 | 21.1 | 49-112 | .438 | 38-89 | .427 | 9-12 | .750 | 8 | 34 | 42 | 3.0 | 13 | 0 | 8 | 13 | 0 | 7 | 145 | 10.4 |
| 44 | Tate, Cyrus | 23-18 | 505 | 22.0 | 58-87 | .667 | 0-0 | .000 | 45-64 | .703 | 46 | 85 | 131 | 5.7 | 56 | 1 | 4 | 28 | 13 | 18 | 161 | 7.0 |
| 15 | Bawinkel, Devan | 32-9 | 700 | 21.9 | 52-144 | .361 | 51-139 | .367 | 0-0 | .000 | 5 | 46 | 51 | 1.6 | 26 | 0 | 18 | 12 | 0 | 4 | 155 | 4.8 |
| 23 | Davis, Jermain | 30-11 | 618 | 20.6 | 42-123 | .341 | 17-69 | .246 | 33-44 | .750 | 8 | 81 | 89 | 3.0 | 48 | 0 | 49 | 34 | 2 | 8 | 134 | 4.5 |
| 02 | Palmer, David | 19-5 | 187 | 9.8 | 25-53 | .472 | 8-21 | .381 | 20-29 | .690 | 9 | 29 | 38 | 2.0 | 22 | 0 | 0 | 9 | 6 | 1 | 78 | 4.1 |
| 24 | Fuller, Aaron | 32-19 | 551 | 17.2 | 48-132 | .364 | 22-74 | .297 | 11-25 | .440 | 32 | 53 | 85 | 2.7 | 56 | 1 | 13 | 34 | 9 | 12 | 129 | 4.0 |
| 50 | Cole, Jarryd | 32-9 | 556 | 17.4 | 46-68 | .676 | 0-0 | .000 | 25-41 | .610 | 37 | 58 | 95 | 3.0 | 70 | 1 | 4 | 29 | 8 | 10 | 117 | 3.7 |
| 20 | Brommer, Andrew | 20-0 | 179 | 9.0 | 9-17 | .529 | 0-0 | .000 | 5-22 | .227 | 6 | 17 | 23 | 1.2 | 29 | 1 | 2 | 7 | 9 | 2 | 23 | 1.2 |
| 04 | Angle, J.R. | 5-0 | 13 | 2.6 | 1-4 | .250 | 1-4 | .250 | 0-0 | .000 | 1 | 1 | 2 | 0.4 | 1 | 0 | 2 | 2 | 0 | 1 | 3 | 0.6 |
| Team | | | | | | | | | | | 42 | 44 | 86 | | | | 15 | | | | | |
| Total..... | | 32 | 6500 | | 650-1469 | .442 | 258-709 | .364 | 369-496 | .744 | 250 | 678 | 928 | 29.0 | 537 | 12 | 375 | 401 | 68 | 152 | 1927 | 60.2 |
| Opponents..... | | 32 | 6500 | | 682-1570 | .434 | 199-563 | .353 | 345-503 | .686 | 305 | 638 | 943 | 29.5 | 540 | 13 | 384 | 355 | 84 | 171 | 1908 | 59.6 |

| TEAM STATISTICS | IOWA | OPP | Date | Opponent | Score | Att. |
|------------------------|-------------|------------|-------------|---------------------|--------------|-------------|
| SCORING | 1927 | 1908 | 11/14/08 | CHARLESTON SOUTHERN | w 68-48 | 9070 |
| Points per game | 60.2 | 59.6 | 11/17/08 | TEXAS-SAN ANTONIO | w 73-67 | 8051 |
| Scoring margin | +0.6 | - | 11/20/08 | at The Citadel | w 70-48 | 2024 |
| FIELD GOALS-ATT | 650-1469 | 682-1570 | % 11/23/08 | OAKLAND | w 66-57 | 8079 |
| Field goal pct | .442 | .434 | % 11/25/08 | SE MISSOURI STATE | w 75-41 | 8184 |
| 3 POINT FG-ATT | 258-709 | 199-563 | @ 11/28/08 | vs West Virginia | L 68-87 | 5000 |
| 3-point FG pct | .364 | .353 | @ 11/29/08 | vs Kansas State | w 65-63 | 5500 |
| 3-pt FG made per game | 8.1 | 6.2 | 12/02/08 | at Boston College | L 55-57 | 4084 |
| FREE THROWS-ATT | 369-496 | 345-503 | 12/05/08 | BRYANT UNIVERSITY | w 61-36 | 8711 |
| Free throw pct | .744 | .686 | 12/09/08 | NORTHERN IOWA | w 65-46 | 9435 |
| F-Throws made per game | 11.5 | 10.8 | 12/12/08 | IOWA STATE | w 73-57 | 12125 |
| REBOUNDS | 928 | 943 | 12/20/08 | at Drake | L 43-60 | 7152 |
| Rebounds per game | 29.0 | 29.5 | 12/27/08 | WESTERN ILLINOIS | w 58-43 | 9941 |
| Rebounding margin | -0.5 | - | * 12/31/08 | at Ohio State | L 65-68 | 14946 |
| ASSISTS | 375 | 384 | * 01/03/09 | INDIANA | w 65-60 | 11161 |
| Assists per game | 11.7 | 12.0 | * 01/08/09 | MINNESOTA | L 49-52 | 9663 |
| TURNOVERS | 401 | 355 | * 01/11/09 | at Michigan | L 49-64 | 11835 |
| Turnovers per game | 12.5 | 11.1 | * 01/18/09 | at Purdue | L 53-75 | 14123 |
| Turnover margin | -1.4 | - | * 01/21/09 | WISCONSIN | Wot 73-69 | 10239 |
| Assist/turnover ratio | 0.9 | 1.1 | * 01/24/09 | at Penn State | L 59-63 | 12210 |
| STEALS | 152 | 171 | * 01/29/09 | MICHIGAN STATE | L 56-71 | 13640 |
| Steals per game | 4.8 | 5.3 | * 02/01/09 | at Illinois | L 54-62 | 16618 |
| BLOCKS | 68 | 84 | * 02/04/09 | at Indiana | L 60-68 | 14247 |
| Blocks per game | 2.1 | 2.6 | * 02/07/09 | NORTHWESTERN | w 56-51 | 12555 |
| ATTENDANCE | 184643 | 158375 | * 02/11/09 | at Wisconsin | L 52-69 | 17230 |
| Home games-Avg/Game | 17-10861 | 12-11308 | * 02/14/09 | PURDUE | L 45-49 | 14665 |
| Neutral site-Avg/Game | - | 3-7558 | * 02/22/09 | MICHIGAN | Wot 70-60 | 14642 |
| | | | * 02/25/09 | at Michigan State | L 54-62 | 14759 |
| | | | * 02/28/09 | at Northwestern | L 49-55 | 6473 |
| | | | * 03/03/09 | OHIO STATE | L 58-60 | 10388 |
| | | | * 03/07/09 | PENN STATE | Wot 75-67 | 14094 |
| | | | & 03/12/09 | vs Michigan | L 45-73 | 12174 |

| Score by Periods | 1st | 2nd | OT | OT2 | Totals |
|-------------------------|------------|------------|-----------|------------|---------------|
| Iowa Hawkeyes | 837 | 1044 | 35 | 11 | 1927 |
| Opponents | 882 | 1002 | 21 | 3 | 1908 |

% -- Las Vegas Invitational (Iowa City, IA)
 @ -- Las Vegas Invitational (Las Vegas, NV)
 * -- Big Ten Conference Game
 & -- Big Ten Tournament (Indianapolis, IN)



Iowa Hawkeyes
Iowa Hawkeyes Combined Team Statistics (as of Mar 16, 2009)
Conference games



| RECORD: | OVERALL | HOME | AWAY | NEUTRAL |
|----------------|----------------|-------------|-------------|----------------|
| ALL GAMES | 5-13 | 5-4 | 0-9 | 0-0 |
| CONFERENCE | 5-13 | 5-4 | 0-9 | 0-0 |
| NON-CONFERENCE | 0-0 | 0-0 | 0-0 | 0-0 |

| # | Player | gp-gs | Total | | 3-Point | | F-Throw | | Rebounds | | | | Other Stats | | | | | pts | avg | | | |
|----------------|-----------------|-------|-------|------|---------|------|---------|------|----------|------|-----|-----|-------------|------|-----|----|-----|-----|-----|----|------|------|
| | | | min | avg | fg-fga | pct | 3fg-fga | pct | ft-fa | pct | off | def | tot | avg | pf | dq | a | | | to | blk | stl |
| 32 | Kelly, Jake | 18-18 | 629 | 34.9 | 86-192 | .448 | 32-83 | .386 | 34-41 | .829 | 11 | 56 | 67 | 3.7 | 56 | 3 | 58 | 60 | 6 | 15 | 238 | 13.2 |
| 05 | Gatens, Matt | 18-18 | 660 | 36.7 | 66-160 | .413 | 31-86 | .360 | 48-55 | .873 | 16 | 52 | 68 | 3.8 | 53 | 0 | 32 | 24 | 8 | 14 | 211 | 11.7 |
| 30 | Peterson, Jeff | 12-12 | 433 | 36.1 | 42-104 | .404 | 14-38 | .368 | 41-52 | .788 | 6 | 25 | 31 | 2.6 | 22 | 0 | 59 | 45 | 1 | 14 | 139 | 11.6 |
| 44 | Tate, Cyrus | 9-5 | 178 | 19.8 | 19-27 | .704 | 0-0 | .000 | 19-26 | .731 | 11 | 28 | 39 | 4.3 | 21 | 1 | 2 | 12 | 2 | 5 | 57 | 6.3 |
| 02 | Palmer, David | 11-5 | 160 | 14.5 | 21-45 | .467 | 6-16 | .375 | 16-25 | .640 | 9 | 21 | 30 | 2.7 | 20 | 0 | 0 | 9 | 6 | 1 | 64 | 5.8 |
| 50 | Cole, Jarryd | 18-8 | 409 | 22.7 | 39-56 | .696 | 0-0 | .000 | 18-29 | .621 | 29 | 45 | 74 | 4.1 | 42 | 0 | 3 | 22 | 7 | 7 | 96 | 5.3 |
| 15 | Bawinkel, Devan | 18-8 | 481 | 26.7 | 32-94 | .340 | 31-89 | .348 | 0-0 | .000 | 5 | 33 | 38 | 2.1 | 19 | 0 | 12 | 10 | 0 | 2 | 95 | 5.3 |
| 01 | Tucker, Anthony | 4-0 | 42 | 10.5 | 4-13 | .308 | 3-9 | .333 | 4-6 | .667 | 1 | 5 | 6 | 1.5 | 2 | 0 | 2 | 1 | 0 | 1 | 15 | 3.8 |
| 24 | Fuller, Aaron | 18-10 | 305 | 16.9 | 24-69 | .348 | 14-47 | .298 | 4-10 | .400 | 15 | 27 | 42 | 2.3 | 30 | 0 | 6 | 18 | 4 | 5 | 66 | 3.7 |
| 23 | Davis, Jermain | 16-6 | 331 | 20.7 | 19-66 | .288 | 8-38 | .211 | 9-13 | .692 | 4 | 49 | 53 | 3.3 | 27 | 0 | 24 | 19 | 0 | 4 | 55 | 3.4 |
| 20 | Brommer, Andrew | 9-0 | 68 | 7.6 | 2-4 | .500 | 0-0 | .000 | 2-6 | .333 | 2 | 6 | 8 | 0.9 | 11 | 0 | 1 | 5 | 5 | 1 | 6 | 0.7 |
| 04 | Angle, J.R. | 1-0 | 4 | 4.0 | 0-0 | .000 | 0-0 | .000 | 0-0 | .000 | 0 | 0 | 0 | 0.0 | 0 | 0 | 0 | 1 | 0 | 0 | 0 | 0.0 |
| Team | | | | | | | | | | | 28 | 31 | 59 | | | | | 8 | | | | |
| Total..... | | 18 | 3700 | | 354-830 | .427 | 139-406 | .342 | 195-263 | .741 | 137 | 378 | 515 | 28.6 | 303 | 4 | 199 | 234 | 39 | 69 | 1042 | 57.9 |
| Opponents..... | | 18 | 3700 | | 405-907 | .447 | 123-340 | .362 | 192-274 | .701 | 175 | 374 | 549 | 30.5 | 297 | 9 | 243 | 188 | 53 | 98 | 1125 | 62.5 |

| TEAM STATISTICS | IOWA | OPP | Date | Opponent | Score | Att. |
|------------------------|-------------|------------|---|-------------------|--------------|-------------|
| SCORING | 1042 | 1125 | * 12/31/08 | at Ohio State | L 65-68 | 14946 |
| Points per game | 57.9 | 62.5 | * 01/03/09 | INDIANA | W 65-60 | 11161 |
| Scoring margin | -4.6 | - | * 01/08/09 | MINNESOTA | L 49-52 | 9663 |
| FIELD GOALS-ATT | 354-830 | 405-907 | * 01/11/09 | at Michigan | L 49-64 | 11835 |
| Field goal pct | .427 | .447 | * 01/18/09 | at Purdue | L 53-75 | 14123 |
| 3 POINT FG-ATT | 139-406 | 123-340 | * 01/21/09 | WISCONSIN | Wot 73-69 | 10239 |
| 3-point FG pct | .342 | .362 | * 01/24/09 | at Penn State | L 59-63 | 12210 |
| 3-pt FG made per game | 7.7 | 6.8 | * 01/29/09 | MICHIGAN STATE | L 56-71 | 13640 |
| FREE THROWS-ATT | 195-263 | 192-274 | * 02/01/09 | at Illinois | L 54-62 | 16618 |
| Free throw pct | .741 | .701 | * 02/04/09 | at Indiana | L 60-68 | 14247 |
| F-Throws made per game | 10.8 | 10.7 | * 02/07/09 | NORTHWESTERN | W 56-51 | 12555 |
| REBOUNDS | 515 | 549 | * 02/11/09 | at Wisconsin | L 52-69 | 17230 |
| Rebounds per game | 28.6 | 30.5 | * 02/14/09 | PURDUE | L 45-49 | 14665 |
| Rebounding margin | -1.9 | - | * 02/22/09 | MICHIGAN | Wot 70-60 | 14642 |
| ASSISTS | 199 | 243 | * 02/25/09 | at Michigan State | L 54-62 | 14759 |
| Assists per game | 11.1 | 13.5 | * 02/28/09 | at Northwestern | L 49-55 | 6473 |
| TURNOVERS | 234 | 188 | * 03/03/09 | OHIO STATE | L 58-60 | 10388 |
| Turnovers per game | 13.0 | 10.4 | * 03/07/09 | PENN STATE | Wot 75-67 | 14094 |
| Turnover margin | -2.6 | - | % -- Las Vegas Invitational (Iowa City, IA) | | | |
| Assist/turnover ratio | 0.9 | 1.3 | @ -- Las Vegas Invitational (Las Vegas, NV) | | | |
| STEALS | 69 | 98 | * -- Big Ten Conference Game | | | |
| Steals per game | 3.8 | 5.4 | & -- Big Ten Tournament (Indianapolis, IN) | | | |
| BLOCKS | 39 | 53 | | | | |
| Blocks per game | 2.2 | 2.9 | | | | |
| ATTENDANCE | 111047 | 122441 | | | | |
| Home games-Avg/Game | 9-12339 | 9-13605 | | | | |
| Neutral site-Avg/Game | - | 0-0 | | | | |

| Score by Periods | 1st | 2nd | OT | OT2 | Totals |
|-------------------------|------------|------------|-----------|------------|---------------|
| Iowa Hawkeyes | 440 | 556 | 35 | 11 | 1042 |
| Opponents | 503 | 598 | 21 | 3 | 1125 |

March 16, 2009**Game-By-Game Results****Includes All Games****Overall: 15-17; Big Ten: 5-13; Home: 13-4; Away: 1-11; Neutral: 1-2**

| Date | Opponent | Result | Attend. | Top Scorer | Top Rebounder |
|-------------|---------------------|-----------------|----------------|---------------------|-----------------------|
| Nov. 15 | Charleston Southern | W, 68-48 | 9,070 | Matt Gatens, 15 | Cryus Tate, 12 |
| Nov. 17 | Texas-San Antonio | W, 73-67 | 8,051 | Cyrus Tate, 18 | Tate/Gatens, 5 |
| Nov. 20 | at The Citadel | W, 70-48 | 2,024 | Anthony Tucker, 21 | Fuller/Tate, 5 |
| % Nov. 23 | Oakland University | W, 66-57 | 8,079 | Anthony Tucker, 19 | Cyrus Tate, 13 |
| % Nov. 25 | SE Missouri State | W, 75-41 | 8,184 | Anthony Tucker, 14 | Anthony Tucker, 10 |
| @ Nov. 28 | West Virginia (n) | L, 68-87 | 5,000 | Anthony Tucker, 24 | Cyrus Tate, 5 |
| @ Nov. 29 | Kansas State (n) | W, 65-63 | 5,500 | Jeff Peterson, 18 | Tucker/Fuller/Tate, 7 |
| Dec. 2 | at Boston College | L, 55-57 | 4,084 | Bawinkel/Gatens, 12 | Cyrus Tate, 7 |
| Dec. 5 | Bryant University | W, 61-36 | 8,711 | Matt Gatens, 19 | Cyrus Tate, 12 |
| Dec. 9 | Northern Iowa | W, 65-46 | 9,435 | Jake Kelly, 19 | Cyrus Tate, 6 |
| Dec. 12 | Iowa State | W, 73-57 | 12,125 | Jeff Peterson, 17 | Cyrus Tate, 8 |
| Dec. 20 | at Drake | L, 43-60 | 7,152 | Anthony Tucker, 12 | Jarryd Cole, 5 |
| Dec. 27 | Western Illinois | W, 58-43 | 9,941 | Davis/Kelley, 13 | Matt Gatens, 10 |
| * Dec. 31 | at Ohio State | L, 65-68 | 14,946 | Matt Gatens, 22 | Matt Gatens, 5 |
| * Jan. 3 | Indiana | W, 65-60 | 11,161 | Cyrus Tate, 22 | Cyrus Tate, 11 |
| * Jan. 8 | Minnesota | L, 49-52 | 9,663 | Jeff Peterson, 16 | Jermain Davis, 8 |
| * Jan. 11 | at Michigan | L, 49-64 | 11,835 | Matt Gatens, 11 | Matt Gatens, 8 |
| * Jan. 18 | at Purdue | L, 53-75 | 14,123 | David Palmer, 19 | David Palmer, 8 |
| * Jan. 21 | Wisconsin | W, 73-69 (OT) | 10,239 | David Palmer, 21 | David Palmer, 7 |
| * Jan. 24 | at Penn State | L, 59-63 | 12,210 | Jake Kelly, 19 | David Palmer, 8 |
| * Jan. 29 | Michigan State | L, 56-71 | 13,640 | Jeff Peterson, 14 | Jarryd Cole, 8 |
| * Feb. 1 | at Illinois | L, 54-62 | 16,618 | Jeff Peterson, 12 | Jermain Davis, 6 |
| * Feb. 4 | at Indiana | L, 60-68 | 14,247 | Matt Gatens, 22 | Jarryd Cole, 6 |
| * Feb. 7 | Northwestern | W, 56-51 | 12,555 | Jeff Peterson, 16 | Jarryd Cole, 7 |
| * Feb. 11 | at Wisconsin | L, 52-69 | 17,230 | Jake Kelly, 17 | Jarryd Cole, 8 |
| * Feb. 14 | Purdue | L, 45-49 | 14,665 | Jake Kelly, 19 | Cole/Kelly, 5 |
| * Feb. 22 | Michigan | W, 70-60, (OT) | 14,642 | Jake Kelly, 23 | Devan Bawinkel, 9 |
| * Feb. 25 | at Michigan State | L, 54-62 | 14,759 | Jake Kelly, 20 | Jake Kelly, 5 |
| * Feb. 28 | at Northwestern | L, 49-55 | 6,473 | Jake Kelly, 23 | Jarryd Cole, 7 |
| * Mar. 3 | Ohio State | L, 58-60 | 10,388 | Devan Bawinkel, 24 | Jake Kelly, 11 |
| * Mar. 7 | Penn State | W, 75-67 (2 OT) | 14,094 | Jake Kelly, 22 | Jarryd Cole, 11 |
| & Mar. 12 | Michigan (n) | L, 45-73 | 12,174 | Cyrus Tate, 12 | Jake Kelly, 7 |

% - - Las Vegas Invitational (Iowa City, IA)

@ - - Las Vegas Invitational (Las Vegas, NV)

* - - Big Ten Conference Game

& - - Big Ten Conference Tournament (Indianapolis, IN)

| Attendance Summary | Games | Totals | Average |
|---------------------------|--------------|----------------|----------------|
| Home | 17 | 184,643 | 10,861 |
| Away | 12 | 135,701 | 11,308 |
| Neutral | 3 | 22,674 | 7,559 |
| Totals | 32 | 343,018 | 10,719 |

*March 16, 2009**Game-By-Game Statistics**Includes All Games*

| Team | Score | FG-A | PCT | 3-PT. FG | PCT | FT-A | PCT | REB | PF | AS | TO | BS | ST |
|---------------------|-------|-------|------|----------|------|-------|------|-----|----|----|----|----|----|
| at Iowa | 68 | 24-47 | .510 | 9-25 | .360 | 11-15 | .733 | 32 | 12 | 14 | 7 | 4 | 3 |
| Charleston Southern | 48 | 17-51 | .333 | 6-15 | .400 | 8-14 | .571 | 30 | 15 | 9 | 9 | 1 | 2 |
| at Iowa | 73 | 24-42 | .571 | 5-16 | .313 | 20-22 | .909 | 28 | 15 | 16 | 19 | 4 | 5 |
| Texas-San Antonio | 67 | 24-54 | .444 | 9-24 | .375 | 10-12 | .833 | 24 | 22 | 15 | 16 | 2 | 11 |
| Iowa | 70 | 25-51 | .490 | 13-25 | .520 | 7-13 | .538 | 28 | 14 | 15 | 6 | 0 | 9 |
| at The Citadel | 48 | 19-40 | .475 | 4-17 | .235 | 6-7 | .857 | 23 | 15 | 5 | 13 | 3 | 0 |
| at Iowa | 66 | 22-40 | .550 | 10-25 | .400 | 12-18 | .667 | 31 | 12 | 19 | 16 | 1 | 6 |
| Oakland | 57 | 22-51 | .431 | 7-19 | .368 | 6-11 | .545 | 24 | 20 | 10 | 11 | 2 | 7 |
| at Iowa | 75 | 28-58 | .483 | 13-30 | .433 | 6-9 | .667 | 41 | 17 | 17 | 7 | 7 | 7 |
| SE Missouri State | 41 | 11-49 | .224 | 0-11 | .000 | 19-25 | .760 | 33 | 8 | 5 | 11 | 3 | 4 |
| Iowa (n) | 68 | 20-37 | .541 | 8-16 | .500 | 20-29 | .690 | 25 | 28 | 7 | 21 | 2 | 2 |
| West Virginia | 87 | 31-56 | .554 | 10-18 | .556 | 15-34 | .441 | 32 | 26 | 17 | 10 | 4 | 6 |
| Iowa (n) | 65 | 16-44 | .364 | 7-19 | .368 | 26-37 | .703 | 30 | 24 | 9 | 11 | 0 | 6 |
| Kansas State | 63 | 22-45 | .489 | 3-7 | .429 | 16-30 | .533 | 36 | 29 | 5 | 16 | 3 | 2 |
| Iowa | 55 | 19-45 | .422 | 9-21 | .429 | 8-9 | .889 | 22 | 17 | 12 | 13 | 2 | 7 |
| at Boston College | 57 | 19-49 | .388 | 2-10 | .200 | 17-22 | .773 | 36 | 12 | 12 | 13 | 1 | 6 |
| at Iowa | 61 | 21-43 | .488 | 12-28 | .429 | 7-9 | .778 | 32 | 12 | 17 | 11 | 0 | 6 |
| Bryant | 36 | 11-37 | .297 | 5-15 | .333 | 9-11 | .818 | 18 | 15 | 6 | 11 | 1 | 3 |
| at Iowa | 65 | 24-48 | .500 | 9-21 | .429 | 8-8 | 1.00 | 26 | 14 | 13 | 5 | 0 | 7 |
| Northern Iowa | 46 | 18-40 | .450 | 5-12 | .238 | 5-8 | .625 | 21 | 16 | 11 | 10 | 1 | 3 |
| at Iowa | 73 | 25-52 | .481 | 7-16 | .438 | 16-21 | .762 | 38 | 15 | 11 | 12 | 0 | 9 |
| Iowa State | 57 | 22-51 | .431 | 8-21 | .381 | 5-7 | .714 | 23 | 18 | 11 | 12 | 3 | 4 |
| Iowa | 43 | 15-48 | .313 | 8-29 | .276 | 5-7 | .714 | 24 | 26 | 9 | 11 | 3 | 7 |
| at Drake | 60 | 16-44 | .364 | 5-16 | .313 | 23-29 | .793 | 41 | 14 | 5 | 11 | 4 | 7 |
| at Iowa | 58 | 18-39 | .462 | 5-15 | .333 | 17-22 | .773 | 28 | 16 | 9 | 11 | 5 | 4 |
| Western Illinois | 43 | 16-47 | .340 | 2-7 | .286 | 9-14 | .643 | 30 | 20 | 8 | 13 | 0 | 9 |
| Iowa | 65 | 23-44 | .523 | 14-28 | .500 | 5-7 | .714 | 23 | 22 | 16 | 14 | 0 | 2 |
| at Ohio State | 68 | 23-44 | .523 | 9-15 | .600 | 13-22 | .591 | 23 | 14 | 12 | 9 | 2 | 7 |
| at Iowa | 65 | 20-43 | .465 | 5-14 | .357 | 20-27 | .741 | 27 | 21 | 12 | 10 | 4 | 5 |
| Indiana | 60 | 19-44 | .432 | 5-13 | .385 | 17-22 | .773 | 30 | 25 | 9 | 11 | 2 | 2 |
| at Iowa | 49 | 16-42 | .381 | 7-23 | .304 | 10-11 | .909 | 31 | 17 | 9 | 17 | 3 | 4 |
| Minnesota | 52 | 19-56 | .339 | 5-22 | .227 | 9-14 | .643 | 35 | 18 | 7 | 11 | 3 | 5 |

IOWA

BASKETBALL

University of Iowa

March 16, 2009

Game-By-Game Statistics

Includes All Games

| Team | Score | FG-A | PCT | 3-PT. FG | PCT | FT-A | PCT | REB | PF | AS | TO | BS | ST |
|-------------------|-------|-------|------|----------|------|-------|-------|-----|----|----|----|----|----|
| Iowa | 49 | 17-43 | .395 | 6-17 | .353 | 9-10 | .900 | 29 | 15 | 11 | 18 | 1 | 3 |
| at Michigan | 64 | 24-56 | .429 | 7-22 | .318 | 9-12 | .750 | 31 | 10 | 16 | 11 | 0 | 12 |
| Iowa | 53 | 18-50 | .360 | 9-20 | .450 | 8-14 | .571 | 31 | 18 | 13 | 19 | 4 | 4 |
| at Purdue | 75 | 25-51 | .490 | 10-15 | .667 | 15-18 | .833 | 31 | 14 | 19 | 12 | 6 | 8 |
| at Iowa (OT) | 73 | 20-43 | .465 | 7-21 | .333 | 26-35 | .743 | 28 | 18 | 12 | 9 | 2 | 5 |
| Wisconsin | 69 | 28-59 | .475 | 5-21 | .238 | 8-10 | .800 | 32 | 25 | 9 | 10 | 0 | 4 |
| Iowa | 59 | 20-44 | .455 | 4-17 | .235 | 15-16 | .938 | 28 | 21 | 9 | 13 | 1 | 5 |
| at Penn State | 63 | 21-47 | .447 | 8-25 | .320 | 13-20 | .650 | 27 | 16 | 15 | 10 | 2 | 8 |
| at Iowa | 56 | 22-52 | .423 | 8-26 | .308 | 4-9 | .444 | 28 | 18 | 12 | 14 | 4 | 4 |
| Michigan State | 71 | 27-52 | .519 | 5-9 | .556 | 12-20 | .600 | 35 | 14 | 14 | 13 | 3 | 6 |
| Iowa | 54 | 21-51 | .412 | 9-27 | .333 | 3-4 | .750 | 22 | 18 | 14 | 11 | 2 | 1 |
| at Illinois | 62 | 23-48 | .479 | 4-13 | .308 | 12-16 | .750 | 35 | 11 | 18 | 10 | 4 | 6 |
| Iowa | 60 | 20-48 | .417 | 6-20 | .300 | 14-21 | .667 | 32 | 24 | 10 | 14 | 4 | 4 |
| at Indiana | 68 | 23-47 | .489 | 7-13 | .538 | 15-25 | .600 | 30 | 20 | 13 | 11 | 4 | 6 |
| at Iowa | 56 | 14-40 | .350 | 12-30 | .400 | 16-18 | .889 | 33 | 13 | 12 | 17 | 1 | 6 |
| Northwestern | 51 | 18-48 | .375 | 7-26 | .269 | 8-10 | .800 | 26 | 21 | 9 | 11 | 3 | 9 |
| Iowa | 52 | 19-38 | .500 | 6-16 | .375 | 8-14 | .571 | 21 | 16 | 4 | 14 | 0 | 5 |
| at Wisconsin | 69 | 26-49 | .531 | 7-12 | .583 | 10-14 | .714 | 27 | 15 | 14 | 6 | 3 | 6 |
| at Iowa | 45 | 17-47 | .362 | 2-19 | .105 | 9-11 | .818 | 28 | 12 | 5 | 8 | 2 | 3 |
| Purdue | 49 | 20-43 | .465 | 3-16 | .188 | 6-11 | .545 | 30 | 16 | 10 | 10 | 5 | 2 |
| at Iowa (OT) | 70 | 24-51 | .471 | 9-23 | .391 | 13-18 | .722 | 40 | 9 | 14 | 10 | 3 | 3 |
| Michigan | 60 | 20-62 | .323 | 12-34 | .353 | 8-9 | .889 | 33 | 16 | 18 | 8 | 2 | 2 |
| Iowa | 54 | 18-40 | .450 | 6-21 | .286 | 12-13 | .923 | 19 | 20 | 7 | 16 | 2 | 4 |
| at Michigan State | 62 | 21-47 | .447 | 6-18 | .333 | 14-21 | .667 | 33 | 17 | 17 | 14 | 2 | 4 |
| Iowa | 49 | 19-51 | .373 | 7-25 | .280 | 4-8 | .500 | 31 | 17 | 8 | 9 | 1 | 3 |
| at Northwestern | 55 | 18-44 | .409 | 9-24 | .375 | 10-12 | .833 | 30 | 11 | 13 | 10 | 7 | 4 |
| at Iowa | 58 | 19-45 | .422 | 12-29 | .414 | 8-10 | .800 | 21 | 13 | 13 | 10 | 1 | 5 |
| Ohio State | 60 | 25-45 | .556 | 7-14 | .500 | 3-6 | .500 | 29 | 16 | 17 | 12 | 5 | 2 |
| at Iowa (2 OT) | 75 | 27-58 | .466 | 10-30 | .333 | 11-17 | .647 | 43 | 11 | 18 | 11 | 4 | 3 |
| Penn State | 67 | 25-65 | .385 | 7-28 | .250 | 10-12 | .833 | 32 | 19 | 13 | 9 | 0 | 5 |
| Iowa (n) | 45 | 15-45 | .333 | 4-17 | .235 | 11-14 | .786 | 28 | 12 | 8 | 17 | 1 | 5 |
| Michigan | 73 | 29-49 | .592 | 10-22 | .455 | 5-5 | 1.000 | 23 | 13 | 22 | 11 | 3 | 9 |

March 16, 2009**Season & Career Bests****Includes All Games****Season Bests**

| Player | Points | Rebounds | Assists | Blocks | Steals |
|----------------|-------------------|----------------------|---------------------|----------------------|-----------------------|
| J.R. Angle | 3, SEMO | 1, SEMO/IA State | 1, SEMO/Michigan | | 1, Bryant |
| Devan Bawinkel | 24, Ohio State | 9, Michigan | 2, four times | | 1, four times |
| Andrew Brommer | 5, W. Virginia | 4, Charleston S. | 1, SEMO/Indiana | 2, Charleston S. | 2, Indiana |
| Jarryd Cole | 14, Penn State | 11, Penn State | 1, Mich. St./at ILL | 2, Michigan St. | 2, at Penn State |
| Jermain Davis | 16, Iowa State | 8, W.Ill./IND/MINN | 5, Iowa State | 1, WIU/Michigan | 1, eight times |
| Aaron Fuller | 16, at Penn State | 7, KSU | 2, UTSA/Oakland | 3, SEMO | 3, SEMO |
| Matt Gatens | 22, at OSU/at IND | 10, Western Illinois | 7, UTSA | 2, Michigan | 4, The Citadel |
| Jake Kelly | 23, Mich/at NW | 11, Ohio State | 11, Penn State | 2, Drake, Penn State | 3, The Citadel/Bryant |
| John Lickliter | | | | | |
| David Palmer | 21, Wisconsin | 8, at PUR/at PSU | | 2, Michigan St. | |
| Jeff Peterson | 18, KSU/UNI | 5, WISC/at IND | 9, Oakland | 1, at Indiana | 4, Northwestern |
| Cyrus Tate | 22, Indiana | 13, Oakland | 1, four times | 3, UTSA | 3, Northern Iowa |
| Anthony Tucker | 24, W. Virginia | 10, SEMO | 2, UTSA/at PUR | | 1, seven times |

Career Bests

| Player | Points | Rebounds | Assists |
|----------------|------------------------------|------------------------------|-------------------------------------|
| J.R. Angle | 10, SE Louisiana, '08 | 6, at Northern Iowa, '08 | 3, E. Illinois, '08 |
| Devan Bawinkel | 24, Ohio State | 9, Michigan | 3, Western Michigan, '06 |
| Andrew Brommer | 5, West Virginia | 4, Charleston S. | 1, SEMO/Indiana |
| Jarryd Cole | 15, at Iowa State, '08 | 11, Penn State | 1, four times, last at Illinois |
| Jermain Davis | 16, Iowa State | 8, W.Ill./Indiana/Minn. | 5, Iowa State |
| Aaron Fuller | 16, at Penn State | 7, KSU | 3, SEMO |
| Matt Gatens | 22, at Ohio State/at Indiana | 5, UTSA | 7, UTSA |
| Jake Kelly | 23, Michigan/at N'western | 11, Ohio State | 11, Penn State '08 |
| John Lickliter | | | |
| David Palmer | 21, Wisconsin | 8, at Purdue/at Penn State | 1, three times, last vs. S. FL, '06 |
| Jeff Peterson | 20, N. Colorado, '08 | 5, four times, last at IND | 9, Idaho State/at Michigan, '08 |
| Cyrus Tate | 26, at Mich. State, '08 | 13, Penn State, '08, Oakland | 2, twice, last vs. MD E.Shore, '08 |
| Anthony Tucker | 24, West Virginia | 10, SEMO | 2, UTSA/at Purdue |

NOTE: Career bests occurred in 2008-09 unless otherwise noted.

March 16, 2009

Individual Points/Rebounds

Includes All Games

| | A N G L E | B A W I K E L | B R O M M E R | C O L E | D A V I S | F U L L E R | G A T E N S | K E L L Y | L I C K L E I T E R | P A L M E R | P E T E R S O N | T A T E | T U C K E R |
|---------------------|-----------------------|---------------------------------|---------------------------------|------------------|-----------------------|----------------------------|----------------------------|-----------------------|--|----------------------------|--------------------------------------|------------------|----------------------------|
| Charleston Southern | DNP | 3-1 | 0-4 | 0-1 | 4-0 | 4#2 | 15#3 | 10-1 | RS | 4-1 | 9#2 | 9#12 | 10#2 |
| Texas-San Antonio | DNP | 3-2 | 2-1 | 0-1 | 10-4 | 8#2 | 10#5 | 2-2 | RS | DNP | 5#2 | 18#5 | 15#1 |
| at The Citdael | DNP | 0-2 | 2-0 | 4-2 | 1-0 | 8#5 | 13#3 | 5-3 | RS | DNP | 12#3 | 4#5 | 21#2 |
| % Oakland | DNP | 0-0 | DNP | 0-0 | 0-1 | 7#2 | 5#4 | 16-4 | RS | 0-0 | 8#0 | 11#13 | 19#6 |
| % SE Missouri State | 3-1 | 9-0 | 4-2 | 0-2 | 0-3 | 5#5 | 12#3 | 9-2 | RS | 5-6 | 8#2 | 6#3 | 14#10 |
| @ West Virginia (n) | DNP | 0-1 | 5-2 | 1-0 | 0-1 | 6#3 | 6#3 | 15-3 | RS | 0-0 | 11#12 | 0#5 | 24#4 |
| @ Kansas State (n) | DNP | 3-0 | 2-3 | 0-0 | 8-2 | 7#7 | 5#1 | 9-0 | RS | DNP | 18#2 | 10#7 | 3#7 |
| at Boston College | DNP | 12-0 | 0-1 | 0-2 | 10-3 | 0#1 | 12#4 | 11-3 | RS | DNP | 6#1 | 4#7 | 0#0 |
| Bryant | 0-0 | 0-0 | 0-1 | 0-0 | 5#2 | 7-1 | 19#5 | 5#3 | RS | 3-1 | 2#1 | 8#12 | 12-3 |
| Northern Iowa | DNP | 3-2 | 0-1 | 0-0 | 5#2 | 2-2 | 14#2 | 19#5 | RS | DNP | 18#4 | 4#6 | DNP |
| Iowa State | 0-1 | 12-0 | 2-0 | 2-3 | 16#6 | 2-5 | 6#6 | 6#3 | RS | 0-0 | 17#3 | 10#8 | DNP |
| at Drake | DNP | 3-1 | DNP | 4-5 | 7#2 | 0-1 | 4#2 | 4#2 | RS | 0-0 | 8#3 | 1#4 | 12-1 |
| Western Illinois | DNP | 6-2 | 0-0 | 2-2 | 13#8 | 0-1 | 11#10 | 13#1 | RS | 2-0 | 4#3 | 7#1 | DNP |
| * at Ohio State | DNP | 15-2 | 0-1 | 3-1 | 3#3 | 0-3 | 22#5 | 11#2 | RS | DNP | 9#2 | 2#1 | 0-0 |
| * Indiana | DNP | 0-1 | 2-0 | 0-0 | 9#8 | 0-0 | 6#3 | 10#3 | RS | DNP | 16#1 | 22#11 | DNP |
| * Minnesota | DNP | 3-4 | 0-0 | 3-4 | 6#8 | 0-0 | 11#5 | 6#1 | RS | DNP | 16#4 | 2#1 | 2-0 |
| * at Michigan | DNP | 3-1 | 0-2 | 8#2 | 0#6 | 5-3 | 11#8 | 7#0 | RS | 3-1 | 4#3 | INJ | 8-1 |
| * at Purdue | 0-0 | 0-0 | 2-2 | 0-1 | 1-0 | 4#2 | 11#5 | 6#1 | RS | 19#8 | 5#2 | INJ | 5-5 |
| * Wisconsin (OT) | DNP | 3-1 | 2-1 | 0-0 | 0-2 | 5#2 | 14#5 | 12#3 | RS | 21#7 | 16#5 | INJ | DNP |
| * at Penn State | DNP | 0-0 | DNP | 0-2 | 0-2 | 16#4 | 9#5 | 19#1 | RS | 6#8 | 9#1 | INJ | DNP |
| * Michigan State | DNP | 3-1 | 0-0 | 10-8 | 9-4 | 0#5 | 13#4 | 6#3 | RS | 1#0 | 14#2 | INJ | DNP |
| * at Illinois | DNP | 0-0 | DNP | 10-1 | 3-6 | 3#3 | 10#2 | 8#3 | RS | 8#3 | 12#1 | INJ | DNP |
| * at Indiana | DNP | 3-3 | 0-2 | 7#6 | 8#4 | 5-0 | 22#4 | 2#2 | RS | 1-1 | 12#5 | INJ | DNP |
| * Northwestern | DNP | 9#3 | DNP | 2-7 | 6-1 | 0-2 | 13#2 | 8#6 | RS | DNP | 16#4 | 2#5 | DNP |
| * at Wisconsin | DNP | 5#1 | 0-0 | 5#8 | 3-2 | 3-2 | 6#1 | 17#4 | RS | 3-0 | 10#1 | INJ | DNP |
| * Purdue | DNP | 0#4 | DNP | 13#5 | 2#3 | 5-3 | 4#1 | 19#5 | RS | 2-2 | INJ | INJ | DNP |
| * Michigan (OT) | DNP | 12#9 | DNP | 10#7 | INJ | 7#6 | 16#6 | 23#8 | RS | 0-0 | INJ | 2-1 | DNP |
| * at Michigan State | DNP | 3#1 | DNP | 5#2 | INJ | 10#3 | 9#1 | 20#5 | RS | 0-0 | INJ | 7-3 | DNP |
| * at Northwestern | DNP | 3#1 | DNP | 4#7 | 2-3 | 3#1 | 11#4 | 23#5 | RS | DNP | INJ | 3-5 | DNP |
| * Ohio State | DNP | 24#1 | DNP | 2#2 | 0-0 | 0#1 | 11#1 | 19#11 | RS | DNP | INJ | 2-2 | DNP |
| * Penn State (2 OT) | DNP | 9#5 | DNP | 14-11 | 3-1 | 0#2 | 12#6 | 22#4 | RS | DNP | INJ | 15#10 | DNP |
| & Michigan (n) | 0-0 | 6#2 | DNP | 8#3 | 0-2 | 7#6 | 2#2 | 10#7 | RS | DNP | INJ | 12-4 | DNP |

% -- Las Vegas Invitational (Iowa City, IA)

@ -- Las Vegas Invitational (Las Vegas, NV)

* -- Big Ten Conference Game

& -- Big Ten Tournament (Indianapolis, IN)

-- Denotes starting line-up

March 16, 2009**The Last Time . . .****Includes All Games**

The Last Time a Player . . .***Had 30 or more points***

Iowa - - 30, Adam Haluska, at Penn State, 2/28/07
Opponent - - 32, Ed Tyson, Maryland Eastern Shore, 11/20/07

Made at least 90% of his FGA (10 att.)

Iowa - - .909 (9-10), Luke Recker vs. Purdue, 3/07/02
Opponent - - .923 (12-13), Greg Oden, Ohio State, 1/20/07

Made 100% of his FTA (10 att.)

Iowa - - 1.000 (10-10), Jermain Davis vs. Texas-San Antonio, 11/17/08
Opponent - - 1.000 (10-10), Vincent Grier, Minnesota, 2/18/06

Had 15 or more rebounds

Iowa - - 23, Greg Brunner vs. Minnesota, 1/18/06
Opponent - - 17, Marco Killingsworth, Indiana, 2/11/06

Had 10 or more assists

Iowa - - 11, Jake Kelly, Penn State, 3/7/09
Opponent - - 10, Travis Walton, Michigan State, 2/17/07

Had 5 or more blocks

Iowa - - 5, Kurt Looby vs. Purdue, 1/16/08
Opponent - - 5, Daniel Ruffin, Bradley, 11/23/07

Had 5 or more steals

Iowa - - 5, Tyler Smith at Wisconsin, 2/10/07
Opponent - - 5, Devin Gibson, UTSA, 11/17/08

The Last Time A Team . . .***Scored 100 or more points***

Iowa - - 101, vs. Georgia State, 12/20/06
Opponent - - 106, by North Carolina, 11/24/04

Scored 40 or fewer points

Iowa - - 39 vs. Indiana, 1/10/49
Opponent - - 36, by Bryant, 12/05/08

Won an overtime game

Iowa - - 75-67 (2 OT), Penn State, 3/07/09
Opponent - - 72-67 (1 OT), by Louisiana-Monroe, 11/30/07

Made at least 60% of its FGA (20 att.)

Iowa - - .653 (32-44) vs. Michigan, 2/4/06
Opponent - - .633 (31-49), by Minnesota, 2/7/07

Made at least 50% of its 3-pt. FGA (8 att.)

Iowa - - .500 (14-28), at Ohio State, 12/31/08
Opponent - - .500 (7-14), by Ohio State, 3/3/09

Made at least 90% of its FTA (10 att.)

Iowa - - .923 (12-13) at Michigan State, 2/25/09
Opponents - - .923 (12-13) by Michigan State, 2/23/08

March 16, 2009

Season Highs & Lows

Includes All Games

Individual Highs

| | | |
|--|--------------------|---|
| Points: | 24 | Anthony Tucker vs. West Virginia; Devan Bawinkel vs. Ohio State |
| Field Goals: | 8 (9 att.) | Tate vs. UTSA; (12 att.) Tucker vs. West Virginia |
| | 8 (12 att.) | David Palmer vs. Wisconsin; Matt Gatens at Ohio State |
| | 8 (13 att.) | Devan Bawinkel vs. Ohio State |
| | 8 | Jake Kelly vs. five teams |
| Field Goal Attempts: | 17 (made 8) | Jake Kelly vs. Purdue/vs. Michigan/at Northwestern |
| Field Goal Percentage (8 att.): | .889 (8-9) | Cyrus Tate vs. Texas-San Antonio |
| 3-pt. Field Goals: | 8 (13 att.) | Devan Bawinkel vs. Ohio State |
| 3-pt. Field Goal Attempts: | 13 (made 8) | Devan Bawinkel vs. Ohio State |
| 3-pt. Field Goal Percentage (5 att.): | .800 (4-5) | Matt Gatens vs. Northern Iowa |
| Free Throws: | 11(12 att.) | Jeff Peterson vs. Kansas State |
| Free Throw Attempts: | 12 (made 11, 9, 9) | Jeff Peterson vs. Kansas State & Wisc/Matt Gatens vs. Wisc. |
| Free Throw Percentage (10 att): | 1.000 (10-10) | Jermain Davis vs. Texas-San Antonio |
| Rebounds: | 13 | Cyrus Tate vs. Oakland |
| Assists: | 11 | Jake Kelly vs. Penn State |
| Blocked Shots: | 3 | Cyrus Tate vs. Texas-San Antonio/Aaron Fuller vs. SEMO |
| Steals: | 4 | Matt Gatens at The Citadel/ Jeff Petersen vs. Northwestern |

Team Highs

Iowa

75 vs. SE Missouri State. Penn State
28 (58 att.) vs. SE Missouri State
58 (made 28) vs. SE Missouri State, (made 27) Penn State
.571 (24-42) vs. Texas-San Antonio
14 (28 att.) at Ohio State
30 (made 13,12,10) vs. SE Missouri State/Northwestern/PSU
.520 (13-25) at The Citadel
26 (35 att.) vs. Wisconsin
37 (made 26) vs. Kansas State
1.000 (8-8) vs. Northern Iowa
43 vs. Penn State
19 vs. Oakland
7 vs. SE Missouri State
9 at The Citadel/Iowa St.
21 vs. West Virginia
28 vs. West Virginia

Points
Field Goals
FG Attempts
FG Percentage
3-pt. Field Goals
3-pt. FG Attempts
3-pt. FG Percentage
Free Throws
FT Attempts
FT Percentage
Rebounds
Assists
Blocked Shots
Steals
Turnovers
Fouls

Opponent

87 by West Virginia
31 (56 att.) by West Virginia
65 (made 25) vs. Penn State
.592 (29-49) by Michigan (3)
12 (34 att.) vs. Michigan
34 (made 12) vs. Michigan
.667 (10-15) by Purdue
23 (29 att.) by Drake
29 (made 23) by Drake
1.000 (5-5) by Michigan (3)
36 by Kansas State/Boston College
22 by Michigan (3)
7 by Northwestern
12 by Michigan
16 by Texas-San Antonio, Kansas State
29 by Kansas State

Team Lows

Iowa

43 at Drake
15 (48 att.) at Drake; (45 att.) vs. Michigan (3)
37 (20 made) vs. West Virginia
.313 (15-48) at Drake
2 (19 att.) vs. Purdue
14 (made 5) vs. Indiana
.235 (4-17) at Penn State & vs. Michigan (3)
3 (4 att.) at Illinois
4 (made 3) at Illinois
.444 (4-9) at Michigan State
19 at Michigan State
5 vs. Purdue
0 six times, last at Wisconsin
1 at Illinois
5 vs. Northern Iowa
9 vs. Michigan

Points
Field Goals
FG Attempts
FG Percentage
3-pt. Field Goals
3-pt. FG Attempts
3-pt. FG Percentage
Free Throws
FT Attempts
FT Percentage
Rebounds
Assists
Blocked Shots
Steals
Turnovers
Fouls

Opponent

36 by Bryant
11 (49, 37 att.) by SEMO, Bryant
37 (11 made) by Bryant
.224 by SE Missouri State
0 (11 att.) by SE Missouri State
7 (made 3) by Kansas State
.235 (4-17) by The Citadel
5 (8 att.) by UNI/(7 att.) by ISU/(5 att.) by Mich.
5 (made 5) by Michigan (3)
.441 (15-34) by West Virginia
18 by Bryant
5 by The Citadel/SE Missouri State/Drake
0 by Western Illinois/Michigan/Wisconsin/PSU
0 by The Citadel
6 by Wisconsin
8 by SE Missouri State

March 16, 2009

Iowa's Record When . . .

Includes All Games

| | | | | | |
|--|-------|-------------------------------------|-------------------------|---------------------|------|
| When playing at home: | 13-4 | When leading at the half: | 11-4 | When wearing White: | 12-3 |
| When playing on the road: | 1-11 | When trailing at the half: | 3-13 | When wearing Black: | 1-13 |
| When playing on a neutral court: | 1-2 | When tied at the half: | 1-0 | When wearing Gold: | 2-1 |
| When Iowa scores 100 points or more: | 0-0 | Iowa field goal percentage at home: | 365-790 | .462 | |
| When Iowa scores 90-99 points: | 0-0 | Iowa field goal percentage on road: | 285-679 | .420 | |
| When Iowa scores 80-89 points: | 0-0 | Iowa 3-point percentage at home: | 142-391 | .363 | |
| When Iowa scores 70-79 points: | 7-0 | Iowa 3-point percentage on road: | 116-318 | .365 | |
| When Iowa scores under 70 points: | 8-17 | Iowa free throw percentage at home: | 214-280 | .764 | |
| | | Iowa free throw percentage on road: | 155-216 | .718 | |
| When opponent scores 100 points or more: | 0-0 | On Sunday: | 2-3 | | |
| When opponent scores 90-99 points: | 0-0 | On Monday: | 1-0 | | |
| When opponent scores 80-89 points: | 0-1 | On Tuesday: | 2-2 | | |
| When opponent scores 70-79 points: | 0-3 | On Wednesday: | 1-4 | | |
| When opponent scores 60-69 points: | 6-9 | On Thursday: | 1-3 | | |
| When opponent scores fewer than 60 points: | 9-4 | On Friday: | 3-1 | | |
| | | On Saturday: | 5-4 | | |
| When Iowa shoots at least 50% from the field: | 4-4 | On Big Ten Network: | 8-10 | | |
| When Iowa shoots less than 50% from the field: | 11-13 | On CBS: | 0-0 | | |
| When opponent shoots at least 50% from the field: | 0-6 | On ESPN: | 0-1 | | |
| When opponent shoots less than 50% from the field: | 15-11 | On ESPN2: | 0-3 | | |
| When Iowa has higher FG% than opponent: | 12-4 | On ESPNU: | 2-2 | | |
| When opponent has higher FG%: | 3-12 | On Mediacom: | 3-1 | | |
| When FG% is equal: | 0-1 | On Fox Sports: | 0-0 | | |
| When Iowa outrebounds opponent: | 11-4 | No Television: | 2-0 | | |
| When opponent has more rebounds: | 4-11 | CSTV: | 0-0 | | |
| When rebounds are equal: | 0-2 | | | | |
| When Iowa shoots at least 80% from the line: | 3-7 | Most Points, First Half: | 40 vs. UTSA | | |
| When Iowa shoots less than 80% from the line: | 12-10 | Fewest Points, First Half: | 16 at Michigan | | |
| When opponent shoots at least 80% from the line: | 7-3 | Most Points Allowed, First Half: | 48 vs. West Virginia | | |
| When opponent shoots less than 80% from the line: | 8-14 | Fewest Points Allowed, First Half: | 14 vs. Bryant | | |
| When Iowa shoots more free throws than opponent: | 11-2 | Most Points, Second Half: | 42 vs. Northern Iowa | | |
| When opponent shoots more free throws: | 3-13 | Fewest Points, Second Half: | 23 vs. Minnesota | | |
| When free throws attempts are equal: | 1-2 | Most Points Allowed, Second Half: | 46 at Purdue | | |
| When Iowa has higher FT% than opponent: | 8-10 | Fewest Points Allowed, Second Half: | 20 vs. Western Illinois | | |
| When opponent has higher FT%: | 7-6 | Largest Halftime Advantage: | 16 vs. SEMO | | |
| When FT% is equal: | 0-1 | Largest Halftime Deficit: | 21 vs. Michigan (3) | | |
| When Iowa shoots at least 50% from three-point range: | 1-2 | | | | |
| When Iowa shoots less than 50% from three-point range: | 14-15 | | | | |
| When opponent shoots at least 50% from three-point range: | 0-7 | | | | |
| When opponent shoots less than 50% from three-point range: | 15-10 | | | | |
| When Iowa has a higher three-point FG% than opponent: | 11-3 | | | | |
| When opponent has a higher three-point FG%: | 4-14 | | | | |
| When three-point FG% is equal: | 0-0 | | | | |
| When Iowa has more assists than opponent: | 13-3 | | | | |
| When opponent has more assists: | 1-13 | | | | |
| When assists are equal: | 1-1 | | | | |
| When Iowa has fewer turnovers than opponent: | 8-3 | | | | |
| When opponent has fewer turnovers: | 5-12 | | | | |
| When turnovers are equal: | 2-2 | | | | |
| When Iowa has more steals than opponent: | 10-4 | | | | |
| When opponent has more steals: | 5-11 | | | | |
| When steals are equal: | 0-2 | | | | |

March 16, 2009

Iowa Under Todd Lickliter . . .

Includes All Games

| | | | | | |
|--|-------|-------------------------------------|--------------------------|---------------------|-------|
| When playing at home: | 23-12 | When leading at the half: | 22-7 | When wearing White: | 22-14 |
| When playing on the road: | 4-20 | When trailing at the half: | 5-29 | When wearing Black: | 4-21 |
| When playing on a neutral court: | 1-4 | When tied at the half: | 1-0 | When wearing Gold: | 2-1 |
| When Iowa scores 100 points or more: | 0-0 | Iowa field goal percentage at home: | 701-1,609 | | .435 |
| When Iowa scores 90-99 points: | 0-0 | Iowa field goal percentage on road: | 562-1,315 | | .427 |
| When Iowa scores 80-89 points: | 0-0 | Iowa 3-point percentage at home: | 275-755 | | .364 |
| When Iowa scores 70-79 points: | 8-1 | Iowa 3-point percentage on road: | 215-594 | | .362 |
| When Iowa scores under 70 points: | 20-35 | Iowa free throw percentage at home: | 440-628 | | .700 |
| | | Iowa free throw percentage on road: | 269-392 | | .686 |
| When opponent scores 100 points or more: | 0-0 | On Sunday: | 3-3 | | |
| When opponent scores 90-99 points: | 0-0 | On Monday: | 1-1 | | |
| When opponent scores 80-89 points: | 0-1 | On Tuesday: | 5-2 | | |
| When opponent scores 70-79 points: | 0-7 | On Wednesday: | 3-11 | | |
| When opponent scores 60-69 points: | 8-18 | On Thursday: | 1-5 | | |
| When opponent scores fewer than 60 points: | 20-10 | On Friday: | 4-4 | | |
| When Iowa shoots at least 50% from the field: | 6-6 | On Saturday: | 11-10 | | |
| When Iowa shoots less than 50% from the field: | 22-30 | On Big Ten Network: | 20-22 | | |
| When opponent shoots at least 50% from the field: | 0-9 | On CBS: | 0-0 | | |
| When opponent shoots less than 50% from the field: | 28-27 | On ESPN: | 0-4 | | |
| When Iowa has higher FG% than opponent: | 23-14 | On ESPN2: | 0-4 | | |
| When opponent has higher FG%: | 5-21 | On ESPNU: | 2-3 | | |
| When FG% is equal: | 0-1 | On Mediacom: | 3-1 | | |
| When Iowa outrebounds opponent: | 19-11 | On Fox Sports: | 1-0 | | |
| When opponent has more rebounds: | 9-20 | No Television: | 2-1 | | |
| When rebounds are equal: | 0-5 | CSTV: | 0-1 | | |
| When Iowa shoots at least 80% from the line: | 6-9 | Most Points, First Half: | 40 vs. UTSA | | |
| When Iowa shoots less than 80% from the line: | 22-27 | Fewest Points, First Half: | 15 vs. Northwestern, '08 | | |
| When opponent shoots at least 80% from the line: | 10-8 | Most Points Allowed, First Half: | 48 vs. W. Virginia, '09 | | |
| When opponent shoots less than 80% from the line: | 18-28 | Fewest Points Allowed, First Half: | 14 vs. Bryant, '09 | | |
| When Iowa shoots more free throws than opponent: | 19-6 | Most Points, Second Half: | 44 vs. MD E. Shore, '08 | | |
| When opponent shoots more free throws: | 8-28 | Fewest Points, Second Half: | 17 vs. at Indiana, '08 | | |
| When free throws attempts are equal: | 1-2 | Most Points Allowed, Second Half: | 46 at Purdue, '09 | | |
| When Iowa has higher FT% than opponent: | 19-15 | Fewest Points Allowed, Second Half: | 18 vs. Michigan St., '08 | | |
| When opponent has higher FT%: | 8-20 | Largest Halftime Advantage: | 16 vs. SEMO | | |
| When FT% is equal: | 1-1 | Largest Halftime Deficit: | 28 at Ohio State, '08 | | |
| When Iowa shoots at least 50% from three-point range: | 3-3 | | | | |
| When Iowa shoots less than 50% from three-point range: | 25-33 | | | | |
| When opponent shoots at least 50% from three-point range: | 1-8 | | | | |
| When opponent shoots less than 50% from three-point range: | 27-28 | | | | |
| When Iowa has a higher three-point FG% than opponent: | 18-13 | | | | |
| When opponent has a higher three-point FG%: | 10-22 | | | | |
| When three-point FG% is equal: | 0-1 | | | | |
| When Iowa has more assists than opponent: | 20-10 | | | | |
| When opponent has more assists: | 7-25 | | | | |
| When assists are equal: | 1-1 | | | | |
| When Iowa has fewer turnovers than opponent: | 12-4 | | | | |
| When opponent has fewer turnovers: | 14-29 | | | | |
| When turnovers are equal: | 2-3 | | | | |
| When Iowa has more steals than opponent: | 14-4 | | | | |
| When opponent has more steals: | 14-28 | | | | |
| When steals are equal: | 0-4 | | | | |

2008-09 Game Summaries

(1) **IOWA 68, CHARLESTON SOUTHERN 48**
November 14, 2008, Carver-Hawkeye Arena, Iowa City, IA

Iowa trailed 7-0 in the early going before using a 20-4 scoring run to gain control on the way to a 68-48 season-opening win over Charleston Southern in Iowa City. Freshman Matt Gatens hit a three-point basket at the 17:24 mark for Iowa's first points of the season, and Iowa added nine more points over the next four minutes before the visitors would score again. The Hawkeyes increased the advantage to 11 points with six minutes remaining before CSU closed the gap to 29-25 at halftime. Gatens and fellow freshman Anthony Tucker combined to score Iowa's first 15 points.

Iowa scored the first four points of the second half and led by six or more the rest of the way. Iowa's biggest margin was 23 points in the final minutes. The Hawkeyes shot 56% from the field in the second half, while holding the visitors to just 26.7%.

Iowa shot 51.1% for the game, including 36% from three-point range. The Hawkeyes also shot 73.3% from the free throw line and held a 32-30 rebounding advantage. Charleston Southern shot just 33.3% for the game.

Gatens led Iowa with 15 points and five assists, hitting 4-6 field goals, all three of his three-point attempts and all four of his free throw attempts. Tucker and sophomore guard Jake Kelly each added 10 points, while senior forward Cyrus Tate collected nine points and 12 rebounds and sophomore guard Jeff Peterson added nine points and three assists. Kelly saw his first action of the season, as he missed Iowa's exhibition win over Wayne State due to injury.

CHARLESTON SOUTHERN -- 48

| Name | FG | 3-PT | FT | RB | PF | TP | A | TO | BK | S | MN |
|---------------|--------------|-------------|-------------|-----------|-----------|-----------|----------|----------|----------|----------|------------|
| Martin | 1-4 | 0-1 | 4-6 | 3 | 3 | 6 | 0 | 1 | 0 | 1 | 22 |
| Carter | 6-15 | 1-4 | 0-2 | 1 | 1 | 13 | 1 | 2 | 0 | 1 | 26 |
| Blackmon | 3-4 | 0-0 | 0-0 | 8 | 3 | 6 | 0 | 0 | 1 | 0 | 30 |
| Knight | 0-3 | 0-0 | 0-0 | 1 | 2 | 0 | 4 | 1 | 0 | 0 | 30 |
| Warren | 5-9 | 4-4 | 4-5 | 2 | 3 | 18 | 2 | 4 | 0 | 0 | 35 |
| Goods | 0-1 | 0-0 | 0-0 | 0 | 1 | 0 | 0 | 1 | 0 | 0 | 10 |
| Johnson | 1-5 | 1-2 | 0-0 | 2 | 0 | 3 | 0 | 0 | 0 | 0 | 16 |
| Lamb | 0-5 | 0-3 | 0-0 | 3 | 1 | 0 | 1 | 0 | 0 | 0 | 15 |
| Knysas | 1-5 | 0-1 | 0-1 | 1 | 1 | 2 | 1 | 0 | 0 | 0 | 16 |
| Team | | | | 9 | | | | | | | |
| Totals | 17-51 | 6-15 | 8-14 | 30 | 15 | 48 | 9 | 9 | 1 | 2 | 200 |
| | FG%: | .333 | | 3-PT%: | .400 | | FT%: | .571 | | | |

IOWA -- 68

| Name | FG | 3-PT | FT | RB | PF | TP | A | TO | BK | S | MN |
|---------------|--------------|-------------|--------------|-----------|-----------|-----------|-----------|----------|----------|----------|------------|
| Fuller | 2-4 | 0-2 | 0-0 | 2 | 2 | 4 | 0 | 1 | 0 | 0 | 28 |
| Tate | 3-4 | 0-0 | 3-3 | 12 | 1 | 9 | 0 | 2 | 2 | 0 | 26 |
| Tucker | 4-13 | 2-11 | 0-0 | 2 | 1 | 10 | 1 | 1 | 0 | 1 | 25 |
| Gatens | 4-6 | 3-3 | 4-4 | 3 | 1 | 15 | 5 | 2 | 0 | 1 | 32 |
| Peterson | 3-4 | 1-1 | 2-2 | 2 | 2 | 9 | 3 | 1 | 0 | 0 | 24 |
| Palmer | 1-2 | 0-1 | 2-2 | 1 | 0 | 4 | 0 | 0 | 0 | 0 | 2 |
| Bawinkel | 1-3 | 1-3 | 0-0 | 1 | 0 | 3 | 1 | 0 | 0 | 0 | 9 |
| Brommer | 0-2 | 0-0 | 0-2 | 4 | 1 | 0 | 0 | 0 | 2 | 0 | 14 |
| Davis | 2-4 | 0-2 | 0-0 | 0 | 2 | 4 | 1 | 0 | 0 | 0 | 10 |
| Kelly | 4-5 | 2-2 | 0-0 | 1 | 0 | 10 | 3 | 0 | 0 | 1 | 20 |
| Cole | 0-0 | 0-0 | 0-2 | 1 | 2 | 0 | 0 | 0 | 0 | 0 | 10 |
| Team | | | | 3 | | | | | | | |
| Totals | 24-47 | 9-25 | 11-15 | 32 | 12 | 68 | 14 | 7 | 4 | 3 | 200 |
| | FG%: | .511 | | 3-PT%: | .360 | | FT%: | .733 | | | |

Score by Periods:

| | | | |
|---------------------|----|----|----|
| Charleston Southern | 25 | 23 | 48 |
| Iowa | 29 | 39 | 68 |

Attendance: 9,070

(2) **IOWA 73, TEXAS-SAN ANTONIO 67**
November 17, 2008, Carver-Hawkeye Arena, Iowa City, IA

Iowa let a 12 point halftime advantage slip away before making 14-15 free throws in the second half in earning a 73-67 win over Texas-San Antonio. Iowa shot 65.2% from the field in the opening half, building a 40-28 advantage at the break. Iowa connected on 15-23 field goal attempts and 6-7 free throws in the first half and had 11 assists.

UTSA used full court pressure to get back in the game, forcing 11 Iowa turnovers in the final 20 minutes. The Roadrunners took a 57-54 advantage with 7:49 to play, their first lead since the opening minutes of play.

Iowa responded by scoring eight straight points, six of those on free throws by Jermain Davis. UTSA stayed in the game, closing the deficit to two points twice in the closing minutes, the last at 67-65 with 33 seconds remaining. Matt Gatens hit two free shots to increase the advantage and Cyrus Tate blocked a UTSA shot attempt as the Hawkeyes held on.

Iowa shot 57.1% (24-42) from the field and 90.9% (20-22) from the free throw line, compared to 44.4% field goal shooting and 83.3% shooting from the line for the visitors.

Tate led Iowa's balanced attack with 18 points, hitting 8-9 field goals and both of his free throws. Anthony Tucker added 15 points, Gatens contributed 10 points and seven assists and Davis ended with game with 10 points on 10-10 shooting from the line. Tate and Gatens led Iowa with five rebounds apiece and Tate collected three blocked shots and two steals.

TEXAS-SAN ANTONIO -- 67

| Name | FG | 3-PT | FT | RB | PF | TP | A | TO | BK | S | MN |
|---------------|--------------|-------------|--------------|-----------|-----------|-----------|-----------|-----------|----------|-----------|------------|
| Gabbidon | 4-12 | 1-7 | 3-3 | 4 | 2 | 12 | 2 | 3 | 2 | 1 | 26 |
| Bonney | 2-5 | 0-0 | 2-2 | 1 | 3 | 6 | 0 | 1 | 0 | 0 | 15 |
| Johnson | 5-8 | 3-4 | 4-4 | 3 | 4 | 17 | 5 | 1 | 0 | 1 | 32 |
| Gibson | 2-8 | 0-2 | 1-2 | 3 | 4 | 5 | 5 | 4 | 0 | 5 | 35 |
| Smith | 2-3 | 2-3 | 0-0 | 1 | 1 | 6 | 1 | 1 | 0 | 0 | 20 |
| Shank | 3-5 | 3-5 | 0-0 | 0 | 3 | 9 | 0 | 1 | 0 | 0 | 16 |
| Allen | 0-2 | 0-1 | 0-0 | 3 | 0 | 0 | 1 | 0 | 0 | 0 | 15 |
| Gasporra | 0-0 | 0-0 | 0-0 | 0 | 0 | 0 | 0 | 0 | 0 | 0 | 2 |
| Fields | 4-9 | 0-2 | 0-1 | 2 | 2 | 8 | 1 | 3 | 0 | 3 | 26 |
| Stepter | 2-2 | 0-0 | 0-0 | 2 | 3 | 4 | 0 | 2 | 0 | 1 | 13 |
| Team | | | | 5 | | | | | | | |
| Totals | 24-54 | 9-24 | 10-12 | 24 | 22 | 67 | 15 | 16 | 2 | 11 | 200 |
| | FG%: | .444 | | 3-PT%: | .375 | | FT%: | .833 | | | |

IOWA -- 73

| Name | FG | 3-PT | FT | RB | PF | TP | A | TO | BK | S | MN |
|---------------|--------------|-------------|--------------|-----------|-----------|-----------|-----------|-----------|----------|----------|------------|
| Fuller | 3-4 | 1-2 | 1-2 | 2 | 3 | 8 | 2 | 2 | 0 | 0 | 18 |
| Tate | 8-9 | 0-0 | 2-2 | 5 | 2 | 18 | 0 | 1 | 3 | 2 | 33 |
| Tucker | 5-8 | 2-5 | 3-3 | 1 | 0 | 15 | 2 | 2 | 0 | 1 | 28 |
| Gatens | 3-5 | 0-2 | 4-5 | 5 | 2 | 10 | 7 | 3 | 0 | 1 | 35 |
| Peterson | 2-4 | 1-2 | 0-0 | 2 | 5 | 5 | 2 | 2 | 0 | 1 | 29 |
| Bawinkel | 1-2 | 1-2 | 0-0 | 2 | 0 | 3 | 0 | 0 | 0 | 0 | 12 |
| Brommer | 1-1 | 0-0 | 0-0 | 1 | 0 | 2 | 0 | 0 | 0 | 0 | 7 |
| Davis | 0-4 | 0-1 | 10-10 | 4 | 0 | 10 | 2 | 4 | 0 | 0 | 19 |
| Kelly | 1-5 | 0-2 | 0-0 | 2 | 2 | 2 | 1 | 3 | 1 | 0 | 16 |
| Cole | 0-0 | 0-0 | 0-0 | 1 | 1 | 0 | 0 | 1 | 0 | 0 | 3 |
| Team | | | | 3 | | | | | | | |
| Totals | 24-42 | 5-16 | 20-22 | 28 | 15 | 73 | 16 | 19 | 4 | 5 | 200 |
| | FG%: | .571 | | 3-PT%: | .313 | | FT%: | .909 | | | |

Score by Periods:

| | | | |
|-------------------|----|----|----|
| Texas-San Antonio | 28 | 39 | 67 |
| Iowa | 40 | 33 | 73 |

Attendance: 8,051

2008-09 Game Summaries

(3) IOWA 70, THE CITADEL 48
November 20, 2008, McAlister Field House, Charleston, SC

Iowa used a 16-4 scoring run over the final seven minutes of the first half to gain control and the Hawkeyes went on to post a 70-48 win at The Citadel. The teams traded baskets in the opening minutes before The Citadel tied the game at 16-16 with seven minutes left in the half. Iowa's Anthony Tucker hit back-to-back three-points to spark an 11-0 scoring run as Iowa built a 32-20 advantage at the break.

Cyrus Tate scored on a rebound basket to start the second half, giving the Hawkeyes a 14 point cushion. The Citadel rallied, closing the margin to six points four minutes into the half. The Bulldogs added a three-point play at the 13 minute mark to cut the deficit to five, 39-34, with 13 minutes remaining.

Another three-pointer by Tucker and a three-point play by Aaron Fuller increased Iowa's advantage to 45-34 and Iowa was not threatened the rest of the way.

The Hawkeye were efficient in gaining their first road win over the season. Iowa shot 47.5% from the field, including 52% (13-25) from three-point range. Iowa had just six turnovers, the low mark for a Hawkeye team in 35 games under Todd Lickliter, and had nine steals, which led to 23 points off turnovers.

Tucker led Iowa with 21 points, hitting 7-11 three-point attempts. Matt Gatens added 13 points, six assists and four steals and three rebounds, Jeff Peterson had 12 points and three assists and Fuller added eight points and five rebounds. Iowa won the rebounding battle 28-23 and forced 13 turnovers.

Iowa -- 70

| Name | FG | 3-PT | FT | RB | PF | TP | A | TO | BK | S | M |
|---------------|--------------|--------------|-------------|---------------|-------------|-----------|-------------|-------------|----------|----------|------------|
| Fuller | 3-10 | 1-3 | 1-3 | 5 | 2 | 8 | 0 | 2 | 0 | 0 | 23 |
| Tate | 2-3 | 0-0 | 0-0 | 5 | 4 | 4 | 0 | 2 | 0 | 0 | 18 |
| Tucker | 7-13 | 7-11 | 0-0 | 2 | 0 | 21 | 1 | 0 | 0 | 1 | 28 |
| Gatens | 4-7 | 3-5 | 2-2 | 3 | 2 | 13 | 6 | 0 | 0 | 4 | 35 |
| Peterson | 4-7 | 1-2 | 3-4 | 3 | 1 | 12 | 3 | 0 | 0 | 1 | 31 |
| Bawinkel | 0-1 | 0-1 | 0-0 | 2 | 0 | 0 | 0 | 0 | 0 | 0 | 8 |
| Brommer | 1-1 | 0-0 | 0-0 | 0 | 0 | 2 | 0 | 0 | 0 | 0 | 2 |
| Davis | 0-3 | 0-2 | 1-2 | 0 | 2 | 1 | 0 | 0 | 0 | 0 | 12 |
| Kelly | 2-4 | 1-1 | 0-0 | 3 | 1 | 5 | 5 | 0 | 0 | 3 | 23 |
| Cole | 2-2 | 0-0 | 0-2 | 2 | 2 | 4 | 0 | 1 | 0 | 0 | 20 |
| Team | | | | 3 | | | | 1 | | | |
| Totals | 25-51 | 13-25 | 7-13 | 28 | 14 | 70 | 15 | 6 | 0 | 9 | 200 |
| | FG%: | .490 | | 3-PT%: | .520 | | FT%: | .538 | | | |

The Citadel -- 48

| Name | FG | 3-PT | FT | RB | PF | TP | A | TO | BK | S | M |
|---------------|--------------|-------------|------------|---------------|-------------|-----------|-------------|-------------|----------|----------|------------|
| Dahn | 0-2 | 0-2 | 0-0 | 1 | 4 | 0 | 0 | 0 | 0 | 0 | 18 |
| Eykyn | 3-5 | 1-3 | 1-1 | 2 | 2 | 8 | 0 | 3 | 0 | 0 | 21 |
| Nelson | 5-8 | 0-0 | 1-1 | 3 | 3 | 11 | 1 | 4 | 2 | 0 | 28 |
| Urbanus | 1-4 | 1-3 | 0-0 | 1 | 2 | 3 | 0 | 1 | 0 | 0 | 35 |
| Wells | 8-13 | 1-4 | 4-5 | 4 | 0 | 21 | 1 | 3 | 1 | 0 | 38 |
| McDowell | 0-1 | 0-1 | 0-0 | 1 | 0 | 0 | 0 | 0 | 0 | 0 | 14 |
| Morabbi | 0-5 | 0-3 | 0-0 | 6 | 2 | 0 | 3 | 0 | 0 | 0 | 24 |
| Brick | 0-0 | 0-0 | 0-0 | 0 | 0 | 0 | 0 | 0 | 0 | 0 | 4 |
| Streeter | 1-1 | 0-0 | 0-0 | 1 | 1 | 2 | 0 | 0 | 0 | 0 | 5 |
| Roberts | 0-0 | 0-0 | 0-0 | 0 | 1 | 0 | 0 | 0 | 0 | 0 | 7 |
| Clark | 1-1 | 1-1 | 0-0 | 0 | 0 | 3 | 0 | 2 | 0 | 0 | 6 |
| Team | | | | 4 | | | | | | | |
| Totals | 19-40 | 4-17 | 6-7 | 23 | 15 | 48 | 5 | 13 | 3 | 0 | 200 |
| | FG%: | .475 | | 3-PT%: | .235 | | FT%: | .857 | | | |

Score by Periods:

| | | | |
|-------------|----|----|----|
| Iowa | 32 | 38 | 70 |
| The Citadel | 20 | 28 | 48 |

Attendance: 2,024

(4) IOWA 66, Oakland 57
November 23, Carver-Hawkeye Arena, Iowa City, IA

Iowa built a 10 point advantage in the second half before holding off a late rally in securing a 66-57 win over Oakland University in Iowa City. With the win the Hawkeyes improved to 4-0 for the second straight season under Coach Todd Lickliter.

The Hawkeyes held a 30-24 advantage at the break and increased the margin to 53-43 with 4:35 remaining. But Oakland hit two three-point baskets within the next minute and two free throws with 2:54 left to play to cut the deficit to two points. Iowa increased its margin on a three-point basket by Anthony Tucker and two free throws each by Jeff Peterson and Jake Kelly, taking a 60-51 advantage with 1:05 to play. Iowa hit 10-13 free throw attempts in the final two minutes.

The Hawkeyes shot 55% from the field, including 57.1% in the first half. Iowa made 12-15 two point attempts and 10-25 three-point shots in the game, collecting 19 assists on 22 field goals. Oakland's full court pressure and trapping zone defense forced 16 Iowa turnovers.

The Iowa defense held Oakland to 43.1% shooting from the field and the Hawkeyes held a 31-24 rebounding advantage.

Freshman Anthony Tucker hit 5-10 three-point shots and led Iowa in scoring with 19 points. Cyrus Tate added his fifth career double-double with 11 points and 13 rebounds, and Kelly added 16 points, four rebounds and four assists. Tucker contributed six rebounds, Peterson had eight points and matched his career-best with nine rebounds.

OAKLAND -- 57

| Name | FG | 3-PT | FT | RB | PF | TP | A | TO | BK | S | MN |
|---------------|--------------|-------------|-------------|---------------|-------------|-----------|-------------|-------------|----------|----------|------------|
| Hudson | 3-6 | 0-0 | 0-0 | 5 | 5 | 6 | 1 | 3 | 2 | 2 | 32 |
| Benson | 0-0 | 0-0 | 1-2 | 0 | 0 | 1 | 0 | 1 | 0 | 0 | 12 |
| Cushingberry | 3-5 | 0-2 | 0-1 | 5 | 5 | 6 | 2 | 0 | 0 | 0 | 37 |
| Jones | 8-20 | 2-4 | 3-6 | 3 | 1 | 21 | 5 | 3 | 0 | 2 | 40 |
| Kangas | 6-15 | 4-11 | 2-2 | 3 | 1 | 18 | 1 | 1 | 0 | 1 | 36 |
| Samuels | 1-1 | 0-0 | 0-0 | 1 | 1 | 2 | 0 | 1 | 0 | 0 | 5 |
| Milutinovic | 0-0 | 0-0 | 0-0 | 0 | 1 | 0 | 0 | 0 | 0 | 1 | 3 |
| Bieszki | 0-0 | 0-0 | 0-0 | 0 | 0 | 0 | 0 | 0 | 0 | 0 | 1 |
| Maynard | 1-2 | 1-1 | 0-0 | 3 | 4 | 3 | 1 | 1 | 0 | 0 | 17 |
| Waterstradt | 0-2 | 0-1 | 0-0 | 0 | 2 | 0 | 0 | 1 | 0 | 1 | 17 |
| Team | | | | 4 | | | | | | | |
| Totals | 22-51 | 7-19 | 6-11 | 24 | 20 | 57 | 10 | 11 | 2 | 7 | 200 |
| | FG%: | .431 | | 3-PT%: | .368 | | FT%: | .545 | | | |

IOWA -- 66

| Name | FG | 3-PT | FT | RB | PF | TP | A | TO | BK | S | MN |
|---------------|--------------|--------------|--------------|---------------|-------------|-----------|-------------|-------------|----------|----------|------------|
| Fuller | 3-5 | 1-3 | 0-0 | 2 | 0 | 7 | 2 | 2 | 1 | 1 | 16 |
| Tate | 5-6 | 0-0 | 1-3 | 13 | 4 | 11 | 0 | 1 | 0 | 1 | 32 |
| Tucker | 7-12 | 5-10 | 0-0 | 6 | 1 | 19 | 1 | 1 | 0 | 0 | 35 |
| Gatens | 2-6 | 1-3 | 0-0 | 4 | 1 | 5 | 2 | 6 | 0 | 0 | 35 |
| Peterson | 1-2 | 0-1 | 6-8 | 0 | 2 | 8 | 9 | 1 | 0 | 2 | 33 |
| Palmer | 0-0 | 0-0 | 0-0 | 0 | 0 | 0 | 0 | 0 | 0 | 0 | 2 |
| Bawinkel | 0-2 | 0-2 | 0-0 | 0 | 0 | 0 | 0 | 0 | 0 | 0 | 3 |
| Davis | 0-0 | 0-0 | 0-0 | 1 | 2 | 0 | 1 | 1 | 0 | 1 | 9 |
| Kelly | 4-7 | 3-6 | 5-7 | 4 | 0 | 16 | 4 | 0 | 0 | 1 | 29 |
| Cole | 0-0 | 0-0 | 0-0 | 0 | 2 | 0 | 0 | 1 | 0 | 0 | 6 |
| Team | | | | 1 | | | | 3 | | | |
| Totals | 22-40 | 10-25 | 12-18 | 31 | 12 | 66 | 19 | 16 | 1 | 6 | 200 |
| | FG%: | .550 | | 3-PT%: | .400 | | FT%: | .667 | | | |

Score by Periods:

| | | | |
|---------|----|----|----|
| Oakland | 24 | 33 | 57 |
| Iowa | 30 | 36 | 66 |

Attendance: 8,079

2008-09 Game Summaries

(5) IOWA 75, SE MISSOURI STATE 41
November 25, Carver-Hawkeye Arena, Iowa City, IA

Iowa used a solid defensive effort to take control early in a 75-41 win over Southeast Missouri State in Iowa City. The Hawkeyes led 13-3 in the early going, holding the visitors to just one field goal in the first nine minutes. Iowa led 20-5 at the midway point in the first half and built the advantage to 35-19 by intermission.

Southeast Missouri State scored the first three points of the second half, but was never able to get closer than 13. Iowa led by as many as 35 points in the late going, securing its most lopsided win since early in the 2006-07 season.

Iowa held the Redhawks to 22.4% shooting from the field, as the visitors misfired on all 11 of their three-point attempts. SE Missouri State did connect on 19-25 (76%) free throws. Iowa also forced 11 turnovers and held a 41-33 rebounding advantage.

Ten of the 12 Hawkeyes who saw action got into the scoring column, as freshmen Anthony Tucker (14) and Matt Gatens (12) led the scoring. Devan Bawinkel added nine points and Jeff Peterson scored eight. Tucker added 10 rebounds to collect his first career double-double, while David Palmer added six points and five rebounds. Peterson led the Hawkeyes with five assists.

As a team Iowa shot 48.3% from the field, including 43.3% (13-30) from three-point range and 66.7% (6-9) from the foul line. Iowa collected 17 assists on its 28 field goals and was guilty of just seven turnovers.

SE MISSOURI STATE -- 41

| Name | FG | 3-PT | FT | RB | PF | TP | A | TO | BK | S | MN |
|---------------|--------------|-------------|--------------|---------------|-------------|-----------|-------------|-------------|----------|----------|------------|
| Herring | 1-10 | 0-0 | 6-6 | 4 | 0 | 8 | 3 | 2 | 1 | 0 | 37 |
| Williams | 3-8 | 0-0 | 4-7 | 4 | 2 | 10 | 1 | 2 | 1 | 0 | 31 |
| Hill | 1-4 | 0-0 | 1-2 | 4 | 0 | 3 | 0 | 1 | 0 | 2 | 33 |
| Moore | 0-8 | 0-7 | 5-6 | 1 | 1 | 5 | 1 | 1 | 0 | 0 | 30 |
| Jones | 0-4 | 0-2 | 1-2 | 5 | 2 | 1 | 0 | 2 | 0 | 1 | 31 |
| Russell | 4-6 | 0-0 | 0-0 | 6 | 1 | 8 | 0 | 3 | 1 | 1 | 22 |
| Maxwell | 2-9 | 0-2 | 2-2 | 4 | 2 | 6 | 0 | 0 | 0 | 0 | 16 |
| Team | | | 5 | | | | | | | | |
| Totals | 11-49 | 0-11 | 19-25 | 33 | 8 | 41 | 5 | 11 | 3 | 4 | 200 |
| | FG%: | .224 | | 3-PT%: | .000 | | FT%: | .760 | | | |

IOWA -- 66

| Name | FG | 3-PT | FT | RB | PF | TP | A | TO | BK | S | MN |
|---------------|--------------|--------------|------------|---------------|-------------|-----------|-------------|-------------|----------|----------|------------|
| Fuller | 2-7 | 1-4 | 0-0 | 5 | 2 | 5 | 0 | 1 | 3 | 3 | 21 |
| Tate | 3-5 | 0-0 | 0-0 | 3 | 3 | 6 | 0 | 0 | 2 | 1 | 16 |
| Tucker | 5-11 | 4-9 | 0-0 | 10 | 2 | 14 | 1 | 2 | 0 | 1 | 25 |
| Gatens | 4-7 | 2-3 | 2-2 | 3 | 1 | 12 | 3 | 1 | 1 | 0 | 22 |
| Peterson | 3-7 | 0-1 | 2-2 | 2 | 0 | 8 | 5 | 0 | 0 | 0 | 26 |
| Palmer | 2-2 | 1-1 | 0-0 | 6 | 1 | 5 | 0 | 0 | 0 | 0 | 9 |
| Angle | 1-3 | 1-3 | 0-0 | 1 | 1 | 3 | 1 | 1 | 0 | 0 | 4 |
| Bawinkel | 3-5 | 3-5 | 0-0 | 0 | 1 | 9 | 1 | 0 | 0 | 0 | 20 |
| Brommer | 2-3 | 0-0 | 0-3 | 2 | 3 | 4 | 1 | 1 | 1 | 1 | 16 |
| Davis | 0-2 | 0-1 | 0-0 | 3 | 1 | 0 | 3 | 1 | 0 | 0 | 14 |
| Kelly | 3-6 | 1-3 | 2-2 | 2 | 1 | 9 | 2 | 0 | 0 | 0 | 19 |
| Cole | 0-0 | 0-0 | 0-0 | 2 | 1 | 0 | 0 | 0 | 0 | 1 | 8 |
| Team | | | 2 | | | | | | | | |
| Totals | 28-58 | 13-30 | 6-9 | 41 | 17 | 75 | 17 | 7 | 7 | 7 | 200 |
| | FG%: | .483 | | 3-PT%: | .433 | | FT%: | .667 | | | |

Score by Periods:

| | | | |
|-------------------|----|----|----|
| SE Missouri State | 19 | 22 | 41 |
| Iowa | 35 | 40 | 75 |

Attendance: 8,184

(6) WEST VIRGINIA 87, IOWA 68
November 28, Orleans Arena, Las Vegas, NV

West Virginia used a 20-0 scoring run over a five minute stretch in the first half to take control as the Mountaineers defeated Iowa in Las Vegas. The teams traded baskets in the early going, with a three-pointer by Iowa's Anthony Tucker giving the Hawkeyes an 11-9 advantage at the 13:42 mark. West Virginia took over from there, using a solid pressure defense to force a number of turnovers while scoring 20 straight points.

Iowa was guilty of 17 turnovers in the first half as West Virginia led 48-28 at the break. The Mountaineers shot 55.4% from the field in the opening half, scoring 29 points following Iowa mistakes and 24 points in the paint.

Iowa shot the ball well in the game, shooting 54.1% overall, including 50% from three-point range and 69% (20-29) from the free throw line.

West Virginia ended the game shooting 55.4% from the field and 55.6% from three-point range. The Mountaineers also held a 32-25 rebounding advantage, including 15 offensive rebounds.

The Hawkeyes were able to protect the ball in the second half, committing just four turnovers in the final 20 minutes. Still, Iowa was not able to get any closer than 14 points in the second half.

Tucker led the Hawkeye scoring attack with a career-best 24 points, hitting 8-12 field goals and 6-9 three-pointers. Jake Kelly adding 15 points, hitting 9-10 free throws, and Jeff Peterson had 11 points. Cyrus Tate led Iowa with five rebounds and Kelly added three assists.

IOWA -- 68

| Name | FG | 3-PT | FT | RB | PF | TP | A | TO | BK | S | MN |
|---------------|--------------|-------------|--------------|---------------|-------------|-----------|-------------|-------------|----------|----------|------------|
| Tucker | 8-12 | 6-9 | 2-2 | 4 | 1 | 24 | 0 | 4 | 0 | 1 | 34 |
| Gatens | 2-4 | 1-2 | 1-1 | 3 | 5 | 6 | 2 | 3 | 0 | 0 | 22 |
| Fuller | 2-5 | 1-1 | 1-2 | 3 | 5 | 6 | 0 | 0 | 0 | 0 | 13 |
| Peterson | 4-6 | 0-0 | 3-4 | 2 | 5 | 11 | 1 | 7 | 0 | 1 | 23 |
| Tate | 0-0 | 0-0 | 0-0 | 5 | 1 | 0 | 0 | 1 | 0 | 0 | 24 |
| Palmer | 0-0 | 0-0 | 0-0 | 0 | 0 | 0 | 0 | 0 | 0 | 0 | 3 |
| Bawinkel | 0-1 | 0-1 | 0-0 | 1 | 0 | 0 | 0 | 0 | 0 | 0 | 11 |
| Brommer | 1-2 | 0-0 | 3-8 | 2 | 4 | 5 | 0 | 0 | 1 | 0 | 22 |
| Davis | 0-1 | 0-1 | 0-0 | 1 | 1 | 0 | 1 | 1 | 0 | 0 | 17 |
| Kelly | 3-6 | 0-2 | 9-10 | 3 | 4 | 15 | 3 | 4 | 1 | 0 | 28 |
| Cole | 0-0 | 0-0 | 1-2 | 0 | 2 | 1 | 0 | 1 | 0 | 0 | 3 |
| Team | | | 1 | | | | | | | | |
| Totals | 20-37 | 8-16 | 20-29 | 25 | 28 | 68 | 7 | 21 | 2 | 2 | 200 |
| | FG%: | .541 | | 3-PT%: | .500 | | FT%: | .690 | | | |

WEST VIRGINIA -- 87

| Name | FG | 3-PT | FT | RB | PF | TP | A | TO | BK | S | MN |
|---------------|--------------|--------------|--------------|---------------|-------------|-----------|-------------|-------------|----------|----------|------------|
| Butler | 3-7 | 0-1 | 6-7 | 3 | 4 | 12 | 2 | 2 | 0 | 0 | 24 |
| Ebanks | 3-3 | 0-0 | 1-5 | 2 | 2 | 7 | 0 | 0 | 0 | 1 | 14 |
| Mazzulla | 4-9 | 1-2 | 4-6 | 3 | 5 | 13 | 6 | 1 | 0 | 0 | 30 |
| Ruoff | 4-8 | 4-6 | 1-2 | 1 | 1 | 13 | 3 | 2 | 1 | 1 | 36 |
| Smith | 4-6 | 2-2 | 0-0 | 5 | 3 | 10 | 3 | 1 | 3 | 1 | 26 |
| Thoroughman | 0-0 | 0-0 | 0-0 | 0 | 0 | 0 | 0 | 0 | 0 | 0 | 3 |
| West | 0-0 | 0-0 | 0-0 | 0 | 0 | 0 | 0 | 1 | 0 | 0 | 3 |
| Jones | 2-7 | 1-3 | 0-0 | 5 | 3 | 5 | 0 | 1 | 0 | 1 | 14 |
| Sowards | 1-1 | 1-1 | 0-2 | 0 | 1 | 3 | 0 | 0 | 0 | 0 | 2 |
| Thomas | 0-0 | 0-0 | 0-0 | 0 | 0 | 0 | 0 | 0 | 0 | 0 | 3 |
| Bryant | 3-7 | 1-3 | 3-5 | 5 | 3 | 10 | 1 | 1 | 0 | 1 | 17 |
| Payne | 0-0 | 0-0 | 0-0 | 0 | 0 | 0 | 0 | 0 | 0 | 0 | 2 |
| Flowers | 7-8 | 0-0 | 0-7 | 8 | 4 | 14 | 1 | 2 | 0 | 1 | 26 |
| Totals | 31-56 | 10-18 | 15-34 | 32 | 26 | 87 | 17 | 10 | 4 | 6 | 200 |
| | FG%: | .554 | | 3-PT%: | .556 | | FT%: | .441 | | | |

Score by Periods:

| | | | |
|---------------|----|----|----|
| Iowa | 29 | 39 | 68 |
| West Virginia | 48 | 39 | 87 |

Attendance: 5,000

2008-09 Game Summaries

(7) IOWA 65, KANSAS STATE 63
November 29, 2008, Orleans Arena, Las Vegas, NV

Iowa forward Cyrus Tate scored from just on front of the basket just before the final horn sounded to lift Iowa to a 65-63 win over Kansas State in the consolation championship of the Las Vegas Invitational, earning Coach Todd Lickliter career win No. 150.

Tate's basket came after Kansas State had tied the score with seven seconds remaining. Jake Kelly found Tate near the basket for the game winner, which replays showed took place with less than one second remaining.

The Wildcats had rallied from an 11-point halftime deficit, taking their first lead of the game (53-52) with 5:12 remaining. The lead changed hands eight times and the game was tied five times in the final five minutes, with neither team leading by more than two points. Tate's free throw gave Iowa a 61-59 advantage with 1:52 left before Kansas State tied the score on a pair of free throws with 31 seconds to play. Kelly hit a jumper to give Iowa a 63-61 advantage before Kansas State knotted the score for the final time on a rebound basket.

Iowa got off to a good start in the first half, leading by as many as 13 points in the opening period before settling for a 36-25 halftime advantage. The Hawkeyes shot 41.7% from the field in the first half, including 54.5% (6-11) from three-point range. For the game Iowa shot just 36.4% from the field, but the Hawkeyes hit 26-37 (70.3%) free throws and were guilty of just 11 turnovers.

Jeff Peterson led Iowa with 18 points (11-12 free throws) and six assists, as he was named to the all-tournament team. Tate added 10 points and joined Anthony Tucker and Aaron Fuller with seven rebounds.

KANSAS STATE -- 63

| Name | FG | 3-PT | FT | RB | PF | TP | A | TO | BK | S | MN |
|---------------|--------------|------------|--------------|-----------|-----------|-----------|----------|-----------|----------|----------|------------|
| Pullen | 7-14 | 2-5 | 6-9 | 3 | 2 | 22 | 2 | 5 | 0 | 2 | 38 |
| Colon | 3-5 | 0-0 | 0-0 | 9 | 2 | 6 | 2 | 1 | 0 | 0 | 21 |
| Clemente | 1-1 | 0-0 | 0-0 | 0 | 5 | 2 | 0 | 1 | 0 | 0 | 12 |
| Sutton | 2-3 | 0-0 | 0-1 | 3 | 4 | 4 | 0 | 3 | 0 | 0 | 30 |
| Kent | 2-6 | 0-1 | 0-0 | 3 | 3 | 4 | 0 | 3 | 0 | 0 | 15 |
| Brown | 1-3 | 0-0 | 0-0 | 2 | 4 | 2 | 0 | 0 | 0 | 0 | 8 |
| Awaji | 1-2 | 1-1 | 1-2 | 1 | 2 | 4 | 0 | 1 | 0 | 0 | 14 |
| Meriewether | 0-0 | 0-0 | 2-2 | 3 | 2 | 2 | 0 | 0 | 0 | 0 | 20 |
| Samuels | 4-8 | 0-0 | 5-8 | 5 | 4 | 13 | 1 | 1 | 1 | 0 | 17 |
| Anderson | 1-1 | 0-0 | 1-6 | 4 | 1 | 3 | 0 | 1 | 0 | 0 | 17 |
| Herrera | 0-2 | 0-0 | 1-2 | 2 | 0 | 1 | 0 | 0 | 2 | 0 | 8 |
| Team | | | | | | | | | | 1 | |
| Totals | 22-45 | 3-7 | 16-30 | 36 | 29 | 63 | 5 | 16 | 3 | 2 | 200 |
| | FG%: .489 | | 3-PT%: .429 | | | | | FT%: .533 | | | |

IOWA -- 65

| Name | FG | 3-PT | FT | RB | PF | TP | A | TO | BK | S | MN |
|---------------|--------------|-------------|--------------|-----------|-----------|-----------|----------|-----------|----------|----------|------------|
| Tucker | 1-11 | 1-7 | 0-1 | 7 | 3 | 3 | 0 | 1 | 0 | 0 | 28 |
| Gatens | 2-4 | 1-1 | 0-0 | 1 | 5 | 5 | 1 | 1 | 0 | 0 | 18 |
| Fuller | 2-5 | 0-1 | 3-5 | 7 | 3 | 7 | 0 | 2 | 0 | 2 | 29 |
| Peterson | 3-7 | 1-2 | 11-12 | 2 | 1 | 18 | 6 | 5 | 0 | 1 | 38 |
| Tate | 2-5 | 0-0 | 6-10 | 7 | 3 | 10 | 0 | 0 | 0 | 0 | 28 |
| Bawinkel | 1-3 | 1-3 | 0-0 | 0 | 0 | 3 | 0 | 0 | 0 | 1 | 13 |
| Brommer | 1-2 | 0-0 | 0-1 | 3 | 5 | 2 | 0 | 0 | 0 | 0 | 13 |
| Davis | 2-4 | 2-3 | 2-4 | 2 | 0 | 8 | 1 | 0 | 0 | 0 | 16 |
| Kelly | 2-3 | 1-2 | 4-4 | 0 | 3 | 9 | 1 | 2 | 0 | 2 | 14 |
| Cole | 0-0 | 0-0 | 0-0 | 0 | 1 | 0 | 0 | 0 | 0 | 0 | 3 |
| Team | | | | | | | | | | 1 | |
| Totals | 16-44 | 7-19 | 26-37 | 30 | 24 | 65 | 9 | 11 | 0 | 6 | 200 |
| | FG%: .364 | | 3-PT%: .368 | | | | | FT%: .703 | | | |

Score by Periods:

| | | | |
|--------------|----|----|----|
| Kansas State | 25 | 38 | 63 |
| Iowa | 36 | 29 | 65 |

Attendance: 5,500

(8) BOSTON COLLEGE 57, IOWA 55
December 2, 2008, Silvio O. Conte Forum, Chestnut Hill, MA

Iowa scored 10 of the final 11 points, but came up just short in a 57-55 loss at Boston College. The Hawkeyes had their second straight game decided on the last possession after taking a 65-63 win over Kansas State in their previous outing.

Iowa trailed 56-45 with 4:45 remaining after two Boston College free throws. Jake Kelly hit two free throws, Matt Gatens and Devan Bawinkel hit three-point baskets and Gatens added two free throws to move Iowa within a point, 56-55, with 2:09 remaining. Iowa had two three-point attempts to take the lead, the last with 33 seconds remaining. BC's Tyrese Rice hit one of two free throws with 12 seconds to play.

Kelly controlled the ball for Iowa in the final seconds, but was forced to pass. Andrew Brommer chased down the pass and was fouled just before getting off a three-point attempt, and just before the buzzer. Brommer misfired on his first free throw attempt and the Eagles escaped with the win.

Gatens and Bawinkel led Iowa with 12 points each, while Kelly added 11 and Jermain Davis scored 10. Cyrus Tate led Iowa with seven rebounds and Kelly added five assists and two steals.

Iowa started slow, missing its first seven shots while falling behind by six points in the first seven minutes. The Hawkeyes then hit six straight field goal attempts and led by as many as four before trailing 27-24 at the break.

Iowa shot 42.2% from the field, including 42.9% from three-point range and added 8-9 (88.9%) free throws. The Hawkeyes were outrebounded 36-22 and the Eagles converted 17-22 (77.3%) free throw attempts.

IOWA -- 55

| Name | FG | 3-PT | FT | RB | PF | TP | A | TO | BK | S | MN |
|---------------|--------------|-------------|-------------|-----------|-----------|-----------|-----------|-----------|----------|----------|------------|
| Fuller | 0-5 | 0-0 | 0-0 | 1 | 2 | 0 | 1 | 1 | 0 | 0 | 15 |
| Tate | 1-3 | 0-0 | 2-2 | 7 | 4 | 4 | 0 | 2 | 2 | 2 | 23 |
| Tucker | 0-2 | 0-2 | 0-0 | 0 | 0 | 0 | 0 | 1 | 0 | 0 | 8 |
| Gatens | 4-7 | 2-3 | 2-2 | 4 | 3 | 12 | 3 | 1 | 0 | 1 | 35 |
| Peterson | 2-5 | 0-0 | 2-2 | 1 | 1 | 6 | 1 | 4 | 0 | 1 | 32 |
| Bawinkel | 4-7 | 4-7 | 0-0 | 0 | 1 | 12 | 0 | 0 | 0 | 0 | 16 |
| Brommer | 0-0 | 0-0 | 0-1 | 1 | 1 | 0 | 0 | 0 | 0 | 0 | 13 |
| Davis | 4-6 | 2-4 | 0-0 | 3 | 3 | 10 | 2 | 1 | 0 | 0 | 24 |
| Kelly | 4-10 | 1-5 | 2-2 | 3 | 2 | 11 | 5 | 3 | 0 | 2 | 29 |
| Cole | 0-0 | 0-0 | 0-0 | 2 | 0 | 0 | 0 | 0 | 0 | 1 | 5 |
| Totals | 19-45 | 9-21 | 8-9 | 22 | 17 | 55 | 12 | 13 | 2 | 7 | 200 |
| | FG%: .422 | | 3-PT%: .429 | | | | | FT%: .889 | | | |

BOSTON COLLEGE -- 57

| Name | FG | 3-PT | FT | RB | PF | TP | A | TO | BK | S | MN |
|---------------|--------------|-------------|--------------|-----------|-----------|-----------|-----------|-----------|----------|----------|------------|
| Raji | 3-8 | 0-0 | 1-1 | 6 | 2 | 7 | 2 | 1 | 1 | 0 | 33 |
| Trapani | 2-7 | 1-2 | 3-4 | 7 | 1 | 8 | 0 | 0 | 0 | 1 | 25 |
| Southern | 3-5 | 0-0 | 0-1 | 8 | 0 | 6 | 1 | 3 | 0 | 1 | 31 |
| Rice | 3-5 | 0-1 | 9-12 | 0 | 4 | 15 | 4 | 2 | 0 | 1 | 24 |
| Sanders | 3-11 | 0-2 | 0-0 | 7 | 1 | 6 | 1 | 2 | 0 | 1 | 25 |
| Jackson | 1-4 | 0-2 | 4-4 | 2 | 3 | 6 | 2 | 3 | 0 | 2 | 18 |
| Paris | 2-3 | 1-2 | 0-0 | 1 | 0 | 5 | 0 | 0 | 0 | 0 | 16 |
| Ravenel | 0-2 | 0-0 | 0-0 | 0 | 0 | 0 | 0 | 2 | 0 | 0 | 7 |
| Elmore | 2-4 | 0-1 | 0-0 | 2 | 1 | 4 | 2 | 0 | 0 | 0 | 21 |
| Team | | | | | | 3 | | | | | |
| Totals | 19-49 | 2-10 | 17-22 | 36 | 12 | 57 | 12 | 13 | 1 | 6 | 200 |
| | FG%: .388 | | 3-PT%: .200 | | | | | FT%: .773 | | | |

Score by Periods:

| | | | |
|----------------|----|----|----|
| Iowa | 24 | 31 | 55 |
| Boston College | 27 | 30 | 57 |

Attendance: 4,084

2008-09 Game Summaries

(9) IOWA 61, BRYANT 36
December 5, 2008, Carver-Hawkeye Arena, Iowa City, IA

Iowa returned home after three straight games away from Iowa City, defeating Bryant University 61-36. The 36 points match the lowest total allowed by the Hawkeyes in 41 games under Coach Todd Lickliter.

The Hawkeyes started fast against Bryant, leading 6-0, 15-6 and 22-8 in the early going. Iowa led 26-14 at halftime, allowing the fewest points in a first half under Coach Lickliter. Iowa held Bryant to just 5-19 (26.3%) field goal shooting in the opening 20 minutes.

Bryant closed to within eight points in the first four minutes of the second half, but Iowa responded with a 12-0 scoring run over a six minute span to gain complete control, leading 43-23 with just under 10 minutes remaining. The final 25 point margin matched Iowa's biggest advantage of the game.

Iowa shot 48.8% from the field, including 73.3% (11-15) in the second half. Iowa was a perfect 3-3 from inside the three-point line in the second half. Iowa made 12-28 (42.9%) three-point attempts and 7-9 (77.8%) free throws in the game.

The Hawkeyes had 17 assists on their 21 field goals and held a 32-18 rebounding advantage. Bryant was held to 29.7% shooting, including 33.3% from three-point range.

Freshman Matt Gatens led Iowa with 19 points, five rebounds and four assists. Anthony Tucker added 12 points and Cyrus Tate collected eight points and 12 rebounds. Jeff Peterson matched Gatens with four assists and Jake Kelly added three steals.

BRYANT -- 36

| Name | FG | 3-PT | FT | RB | PF | TP | A | TO | BK | S | MN |
|---------------|--------------|-------------|-------------|-----------|-----------|-----------|----------|-----------|----------|----------|------------|
| Wright | 0-3 | 0-0 | 0-0 | 4 | 1 | 0 | 0 | 0 | 0 | 0 | 23 |
| Lyell | 3-8 | 2-5 | 0-0 | 2 | 3 | 8 | 1 | 2 | 0 | 0 | 35 |
| Gresham | 2-11 | 0-3 | 2-2 | 3 | 2 | 6 | 2 | 3 | 0 | 0 | 36 |
| Birrell | 2-4 | 2-4 | 0-0 | 3 | 0 | 6 | 3 | 2 | 0 | 1 | 31 |
| Latham | 3-6 | 0-1 | 2-3 | 3 | 2 | 8 | 0 | 1 | 1 | 1 | 26 |
| Lambert | 1-2 | 1-2 | 0-0 | 0 | 0 | 3 | 0 | 0 | 0 | 0 | 9 |
| Thomas | 0-0 | 0-0 | 0-0 | 0 | 2 | 0 | 0 | 0 | 0 | 0 | 3 |
| Pontes | 0-2 | 0-0 | 0-0 | 0 | 2 | 0 | 0 | 1 | 0 | 0 | 8 |
| McLean | 0-1 | 0-0 | 2-2 | 2 | 1 | 2 | 0 | 0 | 0 | 0 | 12 |
| Parzych | 0-0 | 0-0 | 0-0 | 0 | 0 | 0 | 0 | 1 | 0 | 0 | 3 |
| LeClerc | 0-0 | 0-0 | 3-4 | 0 | 2 | 3 | 0 | 1 | 0 | 1 | 14 |
| Team | | | | 1 | | | | | | | |
| Totals | 11-37 | 5-15 | 9-11 | 18 | 15 | 36 | 6 | 11 | 1 | 3 | 200 |
| | FG%: | .297 | | 3-PT%: | .333 | | | FT%: | .818 | | |

IOWA -- 61

| Name | FG | 3-PT | FT | RB | PF | TP | A | TO | BK | S | MN |
|---------------|--------------|--------------|------------|-----------|-----------|-----------|-----------|-----------|----------|----------|------------|
| Gatens | 6-12 | 3-6 | 4-4 | 5 | 1 | 19 | 4 | 1 | 0 | 1 | 28 |
| Davis | 2-5 | 1-4 | 0-0 | 2 | 3 | 5 | 3 | 3 | 0 | 1 | 25 |
| Tate | 4-6 | 0-0 | 0-0 | 12 | 0 | 8 | 1 | 2 | 0 | 0 | 22 |
| Peterson | 1-2 | 0-1 | 0-0 | 1 | 1 | 2 | 4 | 1 | 0 | 0 | 23 |
| Kelly | 1-6 | 1-5 | 2-3 | 3 | 2 | 5 | 3 | 3 | 0 | 3 | 27 |
| Tucker | 4-6 | 4-6 | 0-0 | 3 | 1 | 12 | 0 | 0 | 0 | 0 | 23 |
| Palmer | 1-1 | 1-1 | 0-0 | 1 | 0 | 3 | 0 | 0 | 0 | 0 | 4 |
| Angle | 0-0 | 0-0 | 0-0 | 0 | 0 | 0 | 0 | 0 | 0 | 1 | 1 |
| Bawinkel | 0-3 | 0-3 | 0-0 | 0 | 2 | 0 | 1 | 0 | 0 | 0 | 16 |
| Brommer | 0-0 | 0-0 | 0-0 | 1 | 0 | 0 | 0 | 1 | 0 | 0 | 10 |
| Fuller | 2-2 | 2-2 | 1-2 | 1 | 1 | 7 | 1 | 0 | 0 | 0 | 13 |
| Cole | 0-0 | 0-0 | 0-0 | 0 | 1 | 0 | 0 | 0 | 0 | 0 | 8 |
| Team | | | | 3 | | | | | | | |
| Totals | 21-43 | 12-28 | 7-9 | 32 | 12 | 61 | 17 | 11 | 0 | 6 | 200 |
| | FG%: | .488 | | 3-PT%: | .429 | | | FT%: | .778 | | |

Score by Periods:

| | | | |
|--------|----|----|----|
| Bryant | 14 | 22 | 36 |
| Iowa | 26 | 35 | 61 |

Attendance: 8,711

(10) IOWA 65, NORTHERN IOWA 46
December 9, 2008, Carver-Hawkeye Arena, Iowa City, IA

Jeff Peterson started the game with a three-point basket after 33 seconds, and ended the contest with a three-pointer to beat the shot clock with nine seconds to play. In between, Iowa rallied from a seven-point deficit in the first half to post a 65-46 win over Northern Iowa in Iowa City.

The Hawkeyes trailed 22-15 with 3:49 left in the first half before scoring the final eight points of the period for a 23-22 halftime advantage.

Iowa added the first five points of the second half, building a 28-22 advantage before the Panthers ended their nearly seven minute dry spell with a basket. Northern Iowa closed the gap to 30-29 with 14:32 remaining before Iowa pulled away. The Hawkeyes used a 12-0 scoring run over the next five minutes to regain control and the Panthers were never closer than 10 points the rest of the way.

Iowa outscored the visitors 42-24 in the second half, shooting 60% from the field, 50% from three-point range and making all eight of its free throw attempts. The Panthers made just 5-21 (23.8%) three-point attempts in the game and Iowa held a 26-21 rebounding advantage.

Iowa shot an even 50% from the field for the night and committed just five turnovers, a team low in 42 games under Coach Todd Lickliter.

Iowa's balanced scoring was led by Jake Kelly, who matched a career-high with 19 points. Kelly added five rebounds, four assists and two steals in a team-high 36 minutes. Jeff Peterson added 18 points and five assists and Matt Gatens scored 14 points, hitting 4-5 three-point attempts. Cyrus Tate contributed six rebounds and three steals while leading Iowa's defensive effort.

NORTHERN IOWA -- 46

| Name | FG | 3-PT | FT | RB | PF | TP | A | TO | BK | S | MN |
|---------------|--------------|-------------|------------|-----------|-----------|-----------|-----------|-----------|----------|----------|------------|
| Koch | 4-7 | 0-2 | 2-3 | 3 | 2 | 10 | 0 | 2 | 1 | 0 | 28 |
| Eglseder | 4-5 | 0-0 | 0-0 | 8 | 0 | 8 | 0 | 2 | 0 | 0 | 27 |
| Farokhmanesh | 2-9 | 1-7 | 0-1 | 3 | 4 | 5 | 5 | 2 | 0 | 1 | 30 |
| Ahelegbe | 2-5 | 0-2 | 3-4 | 0 | 3 | 7 | 4 | 2 | 0 | 0 | 33 |
| Moran | 4-11 | 2-7 | 0-0 | 2 | 2 | 10 | 1 | 2 | 0 | 0 | 34 |
| Haak | 0-0 | 0-0 | 0-0 | 0 | 1 | 0 | 0 | 0 | 0 | 0 | 5 |
| Brown | 2-3 | 2-3 | 0-0 | 0 | 3 | 6 | 0 | 0 | 0 | 1 | 21 |
| Dunham | 0-0 | 0-0 | 0-0 | 0 | 0 | 0 | 1 | 0 | 0 | 1 | 14 |
| O'Rear | 0-0 | 0-0 | 0-0 | 0 | 1 | 0 | 0 | 0 | 0 | 0 | 8 |
| Team | | | | 5 | | | | | | | |
| Totals | 18-40 | 5-21 | 5-8 | 21 | 16 | 46 | 11 | 10 | 1 | 3 | 200 |
| | FG%: | .450 | | 3-PT%: | .238 | | | FT%: | .625 | | |

IOWA -- 65

| Name | FG | 3-PT | FT | RB | PF | TP | A | TO | BK | S | MN |
|---------------|--------------|-------------|------------|-----------|-----------|-----------|-----------|----------|----------|----------|------------|
| Davis | 2-4 | 1-3 | 0-0 | 2 | 1 | 5 | 1 | 0 | 0 | 1 | 26 |
| Tate | 1-4 | 0-0 | 2-2 | 6 | 3 | 4 | 0 | 2 | 0 | 3 | 27 |
| Gatens | 5-8 | 4-5 | 0-0 | 2 | 2 | 14 | 2 | 0 | 0 | 0 | 35 |
| Peterson | 6-11 | 2-3 | 4-4 | 4 | 1 | 18 | 5 | 2 | 0 | 1 | 35 |
| Kelly | 8-15 | 1-5 | 2-2 | 5 | 2 | 19 | 4 | 0 | 0 | 2 | 36 |
| Bawinkel | 1-4 | 1-4 | 0-0 | 2 | 0 | 3 | 0 | 0 | 0 | 0 | 13 |
| Brommer | 0-0 | 0-0 | 0-0 | 1 | 4 | 0 | 0 | 0 | 0 | 0 | 4 |
| Fuller | 1-2 | 0-1 | 0-0 | 2 | 0 | 2 | 0 | 1 | 0 | 0 | 16 |
| Cole | 0-0 | 0-0 | 0-0 | 0 | 1 | 0 | 1 | 0 | 0 | 0 | 8 |
| Team | | | | 2 | | | | | | | |
| Totals | 24-48 | 9-21 | 8-8 | 26 | 14 | 65 | 13 | 5 | 0 | 7 | 200 |
| | FG%: | .500 | | 3-PT%: | .429 | | | FT%: | 1.000 | | |

Score by Periods:

| | | | |
|---------------|----|----|----|
| Northern Iowa | 22 | 24 | 46 |
| Iowa | 23 | 42 | 65 |

Attendance: 9,435

2008-09 Game Summaries

(11) IOWA 73, IOWA STATE 57
December 12, 2008, Carver-Hawkeye Arena, Iowa City, IA

Iowa used a 26-3 scoring run over the first 11 minutes of the second half in pulling away to a 73-57 win over Iowa State in Iowa City.

The teams traded baskets through a fast paced first half that saw 10 lead changes. Iowa's Devan Bawinkel hit a three-point basket with 33 seconds left in the first period and Iowa went to the break with a 34-32 advantage. Both teams shot 48% from the field in the opening 20 minutes. Iowa scored the first six points of the game for its biggest advantage, while the Cyclones led by four on three occasions.

Iowa scored the first eight points of the second half before Iowa State got a field goal at the 17:42 mark, leaving Iowa with a 42-34 advantage. The Hawkeyes used a 16-3 run to take a 63-37 lead at the 8:55 mark and Iowa State was never closer than the final margin.

Iowa's defense held the Cyclones to 38.5% shooting in the second half, including just 4-12 (33.3%) three-point attempts. Iowa shot 48.1% from the field overall, including 43.8% from three-point range, and connected on 16-21 (76.2%) free throws. Both teams had 12 turnovers, but Iowa collected nine steals and held a 25-12 scoring advantage off turnovers.

Jeff Peterson led Iowa with 17 points as four Hawkeyes scored in double figures. Jermain Davis scored Iowa's first eight points in getting the Hawkeyes off to a fast start. Davis ended the night with career-bests in points (16), rebounds (six) and assists (five), hitting 5-10 field goals and 6-7 free throws. Bawinkel matched his season-best with 12 points (4-5 treys) and Cyrus Tate added 10 points, eight rebounds and two steals while holding Iowa State's leading scorer 11 points below his average.

IOWA STATE -- 57

| Name | FG | 3-PT | FT | RB | PF | TP | A | TO | BK | S | MN |
|---------------|--------------|-------------|------------|---------------|-------------|-----------|-------------|-------------|----------|----------|------------|
| Thompson | 0-1 | 0-0 | 0-0 | 0 | 1 | 0 | 0 | 0 | 1 | 0 | 7 |
| Brackins | 2-12 | 0-2 | 2-2 | 7 | 3 | 6 | 1 | 2 | 1 | 0 | 26 |
| Staiger | 3-6 | 3-5 | 0-0 | 0 | 2 | 9 | 1 | 1 | 0 | 0 | 27 |
| Garrett | 6-7 | 1-1 | 3-5 | 1 | 2 | 16 | 2 | 4 | 0 | 1 | 30 |
| Petersen | 3-7 | 1-4 | 0-0 | 5 | 3 | 7 | 1 | 1 | 0 | 0 | 32 |
| Boozer | 1-1 | 1-1 | 0-0 | 0 | 0 | 3 | 0 | 0 | 0 | 1 | 5 |
| Buckley | 2-5 | 0-2 | 0-0 | 0 | 1 | 4 | 3 | 2 | 0 | 1 | 16 |
| Haluska | 0-0 | 0-0 | 0-0 | 1 | 2 | 0 | 0 | 0 | 0 | 0 | 8 |
| Eikmeier | 2-7 | 2-5 | 0-0 | 1 | 2 | 6 | 2 | 2 | 0 | 1 | 28 |
| Vanderbeken | 0-0 | 0-0 | 0-0 | 1 | 0 | 0 | 0 | 0 | 0 | 0 | 1 |
| Lee | 1-3 | 0-1 | 0-0 | 1 | 1 | 2 | 1 | 0 | 0 | 0 | 5 |
| Mann | 0-0 | 0-0 | 0-0 | 2 | 0 | 0 | 0 | 0 | 0 | 0 | 3 |
| Hamilton | 2-2 | 0-0 | 0-0 | 4 | 1 | 4 | 0 | 0 | 1 | 0 | 12 |
| Totals | 22-51 | 8-21 | 5-7 | 23 | 18 | 57 | 11 | 12 | 3 | 4 | 200 |
| | FG%: | .431 | | 3-PT%: | .381 | | FT%: | .714 | | | |

IOWA -- 73

| Name | FG | 3-PT | FT | RB | PF | TP | A | TO | BK | S | MN |
|---------------|--------------|-------------|--------------|---------------|-------------|-----------|-------------|-------------|----------|----------|------------|
| Davis | 5-10 | 0-2 | 6-7 | 6 | 1 | 16 | 5 | 2 | 0 | 1 | 33 |
| Tate | 4-6 | 0-0 | 2-2 | 8 | 3 | 10 | 0 | 0 | 0 | 2 | 22 |
| Gatens | 2-6 | 0-2 | 2-2 | 6 | 1 | 6 | 1 | 0 | 0 | 1 | 31 |
| Peterson | 5-10 | 2-3 | 5-6 | 3 | 2 | 17 | 1 | 5 | 0 | 2 | 33 |
| Kelly | 2-7 | 1-2 | 1-2 | 3 | 3 | 6 | 3 | 4 | 0 | 2 | 30 |
| Palmer | 0-1 | 0-1 | 0-0 | 0 | 0 | 0 | 0 | 0 | 0 | 0 | 1 |
| Angle | 0-0 | 0-0 | 0-0 | 1 | 0 | 0 | 0 | 0 | 0 | 0 | 1 |
| Bawinkel | 4-5 | 4-5 | 0-0 | 0 | 0 | 12 | 1 | 0 | 0 | 0 | 18 |
| Brommer | 1-1 | 0-0 | 0-1 | 0 | 0 | 2 | 0 | 0 | 0 | 0 | 5 |
| Fuller | 1-4 | 0-1 | 0-1 | 5 | 1 | 2 | 0 | 1 | 0 | 1 | 12 |
| Cole | 1-2 | 0-0 | 0-0 | 3 | 4 | 2 | 0 | 0 | 0 | 0 | 14 |
| Team | | | | 3 | | | | | | | |
| Totals | 25-52 | 7-16 | 16-21 | 38 | 15 | 73 | 11 | 12 | 0 | 9 | 200 |
| | FG%: | .481 | | 3-PT%: | .438 | | FT%: | .762 | | | |

Score by Periods:

| | | | |
|------------|----|----|----|
| Iowa State | 32 | 25 | 57 |
| Iowa | 34 | 39 | 73 |

Attendance: 12,125

(12) DRAKE 60, IOWA 43
December 20, 2008, Knapp Center, Des Moines, IA

Iowa struggled in nearly all phases in dropping a 60-43 contest to Drake in Des Moines. The Hawkeyes had their poorest shooting performance of the season (31.3%), made just 8-29 (27.6%) three-point attempts, were outscored 23-5 from the free throw line and lost the rebounding battle by a 41-24 margin.

The score was tied for the final time at 7-7 when Iowa hit a cold spell, scoring just three points over the next 10 minutes. Drake held a 19 point advantage (29-10) before the Hawkeyes narrowed the gap to 32-18 at intermission.

Iowa trailed by 15 points midway through the second half before Anthony Tucker hit a pair of three-point baskets to cut the deficit to nine. Tucker had another three-point attempt to cut the margin to six points with 6:35 to play, but his shot was off target, Drake rebounded and added a pair of free throws to pull away for the final time.

Drake's penetrating offense kept Iowa off balance and led to 29 free throw attempts for the Bulldogs, while Iowa made 5-7 free throws. Drake's rebounding totals included a 12-4 advantage in offensive rebounds as Drake held a 13-3 margin in second-chance points and an 18-12 points in the paint margin.

Tucker led Iowa with 12 points, but he was the only Hawkeye to score in double figures. Jeff Peterson added eight points, five assists and three steals, Jermain Davis added seven points and Jarryd Cole led the Hawkeyes with five rebounds.

IOWA -- 43

| Name | FG | 3-PT | FT | RB | PF | TP | A | TO | BK | S | MN |
|---------------|--------------|-------------|------------|---------------|-------------|-----------|-------------|-------------|----------|----------|------------|
| Kelly | 2-6 | 0-2 | 0-0 | 2 | 5 | 4 | 0 | 2 | 2 | 1 | 19 |
| Tate | 0-2 | 0-0 | 1-2 | 4 | 3 | 1 | 0 | 1 | 0 | 1 | 16 |
| Gatens | 1-7 | 0-1 | 2-2 | 2 | 3 | 4 | 1 | 3 | 0 | 0 | 31 |
| Davis | 2-5 | 2-4 | 1-2 | 2 | 3 | 7 | 2 | 2 | 0 | 0 | 32 |
| Peterson | 3-6 | 1-3 | 1-1 | 3 | 4 | 8 | 5 | 2 | 0 | 3 | 28 |
| Tucker | 4-11 | 4-10 | 0-0 | 1 | 2 | 12 | 0 | 0 | 0 | 1 | 19 |
| Palmer | 0-0 | 0-0 | 0-0 | 0 | 0 | 0 | 0 | 0 | 0 | 0 | 1 |
| Bawinkel | 1-8 | 1-8 | 0-0 | 1 | 1 | 3 | 0 | 0 | 0 | 0 | 26 |
| Fuller | 0-1 | 0-1 | 0-0 | 1 | 2 | 0 | 1 | 0 | 0 | 0 | 7 |
| Cole | 2-2 | 0-0 | 0-0 | 5 | 3 | 4 | 0 | 0 | 1 | 1 | 21 |
| Team | | | | 3 | | | | | | | |
| Totals | 15-48 | 8-29 | 5-7 | 24 | 26 | 43 | 9 | 11 | 3 | 7 | 200 |
| | FG%: | .313 | | 3-PT%: | .276 | | FT%: | .714 | | | |

DRAKE -- 60

| Name | FG | 3-PT | FT | RB | PF | TP | A | TO | BK | S | MN |
|---------------|--------------|-------------|--------------|---------------|-------------|-----------|-------------|-------------|----------|----------|------------|
| Heemskerk | 0-1 | 0-1 | 3-4 | 7 | 4 | 3 | 0 | 0 | 3 | 1 | 21 |
| Cox | 2-7 | 0-2 | 2-2 | 8 | 2 | 6 | 0 | 1 | 1 | 2 | 35 |
| Templeton | 0-5 | 0-1 | 2-3 | 4 | 0 | 2 | 0 | 0 | 0 | 0 | 26 |
| Stanley | 3-9 | 0-1 | 0-2 | 3 | 0 | 6 | 1 | 1 | 0 | 0 | 31 |
| Young | 4-12 | 2-6 | 14-15 | 5 | 1 | 24 | 0 | 5 | 0 | 1 | 34 |
| White | 1-1 | 0-0 | 0-0 | 6 | 1 | 2 | 1 | 0 | 0 | 1 | 16 |
| Baryenbruch | 1-2 | 1-2 | 0-0 | 2 | 1 | 3 | 2 | 1 | 0 | 0 | 8 |
| Eaddy | 0-0 | 0-0 | 0-0 | 0 | 2 | 0 | 1 | 0 | 0 | 0 | 8 |
| Parker | 5-7 | 2-3 | 2-3 | 2 | 3 | 14 | 0 | 3 | 0 | 2 | 21 |
| Team | | | | 4 | | | | | | | |
| Totals | 16-44 | 5-16 | 23-29 | 41 | 14 | 60 | 5 | 11 | 4 | 7 | 200 |
| | FG%: | .364 | | 3-PT%: | .313 | | FT%: | .793 | | | |

Score by Periods:

| | | | |
|-------|----|----|----|
| Iowa | 18 | 25 | 43 |
| Drake | 32 | 28 | 60 |

Attendance: 7,152

2008-09 Game Summaries

(13) IOWA 58, WESTERN ILLINOIS 43
December 27, 2008, Carver-Hawkeye Arena, Iowa City, IA

Iowa used another strong second half performance to defeat Western Illinois 58-43 in Iowa City to conclude non-conference action with a 10-3 record. The Hawkeyes trailed by as many as five points in the early going (13-8) and the score was tied six times in the first half. The visiting Leathernecks held a 23-22 halftime advantage.

Iowa scored the first five points of the second half and led the rest of the way. Iowa still led by just one, 36-35, with 11 minutes remaining before a basket by Jeff Peterson and two free throws each by David Palmer and Matt Gatens expanded the margin to seven at the 10 minute mark. Iowa led by six or more the rest of the way, with the 15-point final margin representing Iowa's biggest margin of the game.

Iowa held Western Illinois to 20 points in the second half, as the visitors shot just 25% (7-28) in the final period. For the game the Leathernecks shot 34% from the field and made just 2-7 (28.6%) three-point attempts.

Iowa improved its shooting to 50% from the field in the second half and the Hawkeyes made 13-16 (81.3%) free throws in the final 20 minutes. For the game Iowa shot 46.2% from the field, 33.3% from three-point range and 77.3% from the foul line.

Iowa was guilty of 11 turnovers and Western Illinois collected nine steals and won the rebounding battle 30-28. The Hawkeyes matched a season-high with five blocked shots.

Jermain Davis and Jake Kelly led Iowa's scoring with 13 points each. Gatens ended the game with 11 points and 10 rebounds, collecting his first career double-double. Davis added eight rebounds, Kelly had four assists and Peterson collected three steals as Iowa improved to 8-0 in the all-time series against Western Illinois.

WESTERN ILLINOIS -- 43

| Name | FG | 3-PT | FT | RB | PF | TP | A | TO | BK | S | MN |
|---------------|--------------|-------------|-------------|---------------|-------------|-----------|-------------|-------------|----------|----------|------------|
| Rivers | 3-12 | 1-5 | 4-5 | 1 | 2 | 11 | 2 | 2 | 0 | 1 | 33 |
| Williams, Jr. | 2-7 | 0-0 | 1-2 | 4 | 2 | 5 | 1 | 0 | 0 | 3 | 34 |
| DuBois | 8-18 | 0-0 | 2-4 | 9 | 4 | 18 | 1 | 1 | 0 | 2 | 36 |
| Tyler | 0-2 | 0-0 | 1-2 | 3 | 2 | 1 | 2 | 2 | 0 | 0 | 19 |
| Nurse | 2-3 | 1-2 | 1-1 | 1 | 4 | 6 | 1 | 4 | 0 | 1 | 31 |
| Clark | 0-1 | 0-0 | 0-0 | 3 | 2 | 0 | 0 | 2 | 0 | 2 | 24 |
| Kirby | 1-4 | 0-0 | 0-0 | 2 | 3 | 2 | 1 | 2 | 0 | 0 | 14 |
| Jones | 0-0 | 0-0 | 0-0 | 0 | 1 | 0 | 0 | 0 | 0 | 0 | 1 |
| Granstra | 0-0 | 0-0 | 0-0 | 1 | 0 | 0 | 0 | 0 | 0 | 0 | 8 |
| Team | | | | 6 | | | | | | | |
| Totals | 16-47 | 2-7 | 9-14 | 30 | 20 | 43 | 8 | 13 | 0 | 9 | 200 |
| | FG%: | .340 | | 3-PT%: | .286 | | FT%: | .643 | | | |

IOWA -- 58

| Name | FG | 3-PT | FT | RB | PF | TP | A | TO | BK | S | MN |
|---------------|--------------|-------------|--------------|---------------|-------------|-----------|-------------|-------------|----------|----------|------------|
| Davis | 4-7 | 1-3 | 4-6 | 8 | 2 | 13 | 20 | 0 | 1 | 0 | 33 |
| Tate | 2-2 | 0-0 | 3-6 | 1 | 2 | 7 | 0 | 1 | 2 | 0 | 14 |
| Gatens | 3-9 | 1-4 | 4-4 | 10 | 0 | 11 | 1 | 2 | 1 | 0 | 37 |
| Peterson | 2-5 | 0-1 | 0-0 | 3 | 0 | 4 | 2 | 4 | 0 | 3 | 36 |
| Kelly | 5-8 | 1-2 | 2-2 | 1 | 2 | 13 | 4 | 2 | 0 | 1 | 29 |
| Palmer | 0-2 | 0-1 | 2-2 | 0 | 1 | 2 | 0 | 0 | 0 | 0 | 5 |
| Bawinkel | 2-3 | 2-3 | 0-0 | 2 | 2 | 6 | 0 | 0 | 0 | 0 | 17 |
| Brommer | 0-1 | 0-0 | 0-0 | 0 | 0 | 0 | 0 | 0 | 0 | 0 | 5 |
| Fuller | 0-1 | 0-1 | 0-0 | 1 | 2 | 0 | 0 | 1 | 1 | 0 | 10 |
| Cole | 0-1 | 0-0 | 2-2 | 2 | 5 | 2 | 0 | 1 | 0 | 0 | 14 |
| Team | | | | 0 | | | | | | | |
| Totals | 18-39 | 5-15 | 17-22 | 28 | 16 | 58 | 9 | 11 | 5 | 4 | 200 |
| | FG%: | .462 | | 3-PT%: | .333 | | FT%: | .773 | | | |

| Score by Periods: | Attendance: 9,941 | | |
|-------------------|-------------------|----|----|
| Western Illinois | 23 | 20 | 43 |
| Iowa | 22 | 36 | 58 |

(14) OHIO STATE 68, IOWA 65
December 31, 2008, Value City Arena, Columbus, OH

Iowa rallied from a 15-point deficit in the first half, but came up just short in a 68-65 loss at Ohio State in the opening conference game of the season.

The Hawkeyes started slow as Ohio State scored the first eight points of the game and went on to build a 30-15 advantage after 15 minutes. Iowa rallied in the closing minutes of the half and trailed by just eight, 36-28, at halftime.

Iowa continued its rally to start the second half, pulling even at 38-38 with 16 minutes to play. Iowa would go on to lead by as many as four points with 11 minutes to play before Ohio State would rally. The teams traded baskets over the next several minutes, with Iowa holding a 65-64 lead on a basket by Jake Kelly with 3:31 remaining. Ohio State took the lead with 3:17 remaining on a pair of free throws and the Buckeyes maintained their advantage from there.

Iowa missed a pair of three-point attempts in the final minute, once when trailing by two points and then again in the final seconds when trying to tie the game. The Buckeyes were able to get control of a loose ball rebound and run out the clock following Iowa's final missed shot.

Iowa shot 52.3% from the field in the contest, including 50% from three-point range. The Hawkeyes made 14 three-point shots, falling one shy of matching the school record for three-point baskets in a game. Iowa had 16 assists, the rebounding was even at 23-23 and the Buckeyes held a 13-5 scoring advantage at the free throw line.

Freshman Matt Gatens led the Hawkeyes with 22 points, hitting 8-12 field goals and 4-7 treys. He added five rebounds and two steals. Devan Bawinkle contributed 15 points and Kelly scored 11. Jeff Peterson led Iowa with eight assists and added nine points.

IOWA -- 65

| Name | FG | 3-PT | FT | RB | PF | TP | A | TO | BK | S | MN |
|---------------|--------------|--------------|------------|---------------|-------------|-----------|-------------|-------------|----------|----------|------------|
| Tate | 1-1 | 0-0 | 0-0 | 1 | 3 | 2 | 1 | 3 | 0 | 0 | 11 |
| Gatens | 8-12 | 4-7 | 2-2 | 5 | 3 | 22 | 1 | 0 | 0 | 2 | 36 |
| Davis | 1-4 | 1-3 | 0-0 | 3 | 2 | 3 | 4 | 2 | 0 | 0 | 27 |
| Peterson | 3-6 | 1-3 | 2-2 | 2 | 3 | 9 | 8 | 2 | 0 | 0 | 33 |
| Kelly | 4-8 | 3-7 | 0-1 | 2 | 4 | 11 | 2 | 6 | 0 | 0 | 33 |
| Tucker | 0-0 | 0-0 | 0-0 | 0 | 2 | 0 | 0 | 0 | 0 | 0 | 1 |
| Bawinkel | 5-8 | 5-8 | 0-0 | 2 | 1 | 15 | 0 | 0 | 0 | 0 | 25 |
| Brommer | 0-0 | 0-0 | 0-0 | 1 | 2 | 0 | 0 | 1 | 0 | 0 | 10 |
| Fuller | 0-2 | 0-0 | 0-0 | 3 | 0 | 0 | 0 | 0 | 0 | 0 | 5 |
| Cole | 1-3 | 0-0 | 1-2 | 1 | 2 | 3 | 0 | 0 | 0 | 0 | 19 |
| Team | | | | 3 | | | | | | | |
| Totals | 23-44 | 14-28 | 5-7 | 23 | 22 | 65 | 16 | 14 | 0 | 2 | 200 |
| | FG%: | .523 | | 3-PT%: | .500 | | FT%: | .714 | | | |

OHIO STATE -- 68

| Name | FG | 3-PT | FT | RB | PF | TP | A | TO | BK | S | MN |
|---------------|--------------|-------------|--------------|---------------|-------------|-----------|-------------|-------------|----------|----------|------------|
| Lauderdale | 2-3 | 0-0 | 0-2 | 4 | 4 | 4 | 0 | 1 | 1 | 0 | 26 |
| Simmons | 2-4 | 1-3 | 1-1 | 1 | 0 | 6 | 3 | 0 | 0 | 3 | 27 |
| Turner | 4-12 | 0-0 | 3-6 | 5 | 4 | 11 | 1 | 0 | 0 | 0 | 39 |
| Diebler | 8-12 | 7-10 | 4-8 | 5 | 2 | 27 | 3 | 3 | 0 | 3 | 40 |
| Buford | 6-11 | 1-2 | 3-3 | 5 | 0 | 16 | 1 | 2 | 0 | 1 | 36 |
| Offutt | 0-0 | 0-0 | 0-0 | 0 | 0 | 0 | 0 | 0 | 0 | 0 | 1 |
| Hill | 0-0 | 0-0 | 0-0 | 1 | 1 | 0 | 4 | 1 | 1 | 0 | 12 |
| Madsen | 0-0 | 0-0 | 0-0 | 0 | 1 | 0 | 0 | 0 | 0 | 0 | 4 |
| Mullens | 1-2 | 0-0 | 2-2 | 0 | 2 | 4 | 0 | 2 | 0 | 0 | 15 |
| Team | | | | 2 | | | | | | | |
| Totals | 23-44 | 9-15 | 13-22 | 23 | 14 | 68 | 12 | 9 | 2 | 7 | 200 |
| | FG%: | .523 | | 3-PT%: | .600 | | FT%: | .591 | | | |

| Score by Periods: | Attendance: 14,946 | | |
|-------------------|--------------------|----|----|
| Iowa | 28 | 37 | 65 |
| Ohio State | 36 | 32 | 68 |

2008-09 Game Summaries

(15) IOWA 65, INDIANA 60
January 3, 2009, Carver-Hawkeye Arena, Iowa City, IA

Iowa used scoring spurts midway through each half and then held off the Hoosiers at the end in recording a 65-60 win in Iowa City.

The score was tied five times and there were six lead changes in the opening 10 minutes. A basket and free throw by Cyrus Tate gave Iowa an 18-15 advantage and the Hawkeyes led the rest of the way. Iowa led by as many as 10 in the closing minutes of the half before Indiana rallied to trail by just six, 33-27, at the break.

Iowa then scored the first five points of the second half to increase the advantage to 11 points. The teams played even over the next 12 minutes, with Indiana staying within striking distance and Iowa unable to close the door.

The Hoosiers still trailed by 10, 60-50, at the four minute mark before one final rally. Indiana closed to within four points with 1:57 left before Jeff Peterson hit two free throws. The Hoosiers closed to within two points with 22 seconds remaining before Peterson connected on two additional free shots. Andrew Brommer collected a steal in the final seconds and hit one of two free throws with six seconds to play to conclude the scoring.

Iowa shot 46.5% from the field and 74.1% from the free throw line, including 55.6% from the field in the opening half. The Hawkeyes held Indiana to 43.2% shooting, including just 37.5% over the final 20 minutes.

Tate led the Hawkeyes with 22 points and 11 rebounds, collecting the sixth double-double of his career. He made all six of his field goal attempts and 10-11 free throws. Peterson added 16 points and five assists, Jake Kelly had 10 points and two steals and Jermain Davis contributed nine points and eight rebounds.

INDIANA -- 60

| Name | FG | 3-PT | FT | RB | PF | TP | A | TO | BK | S | MN |
|---------------|--------------|-------------|--------------|---------------|-------------|-----------|----------|-------------|-------------|----------|------------|
| Pritchard | 3-7 | 0-0 | 5-7 | 3 | 4 | 11 | 2 | 1 | 0 | 0 | 30 |
| Roth | 1-4 | 1-4 | 4-4 | 1 | 0 | 7 | 1 | 1 | 0 | 0 | 30 |
| Jones | 2-7 | 0-1 | 2-3 | 4 | 1 | 6 | 2 | 2 | 1 | 1 | 32 |
| Williams | 7-11 | 0-1 | 0-1 | 5 | 4 | 14 | 2 | 1 | 0 | 0 | 26 |
| Dumes | 2-8 | 2-4 | 6-6 | 7 | 5 | 12 | 1 | 3 | 0 | 0 | 30 |
| Moore | 0-0 | 0-0 | 0-0 | 0 | 4 | 0 | 1 | 1 | 0 | 0 | 11 |
| Finkelmeier | 0-0 | 0-0 | 0-0 | 0 | 1 | 0 | 0 | 0 | 0 | 0 | 2 |
| Lewis | 0-0 | 0-0 | 0-0 | 0 | 0 | 0 | 0 | 0 | 0 | 0 | 3 |
| Story | 2-5 | 2-3 | 0-0 | 2 | 1 | 6 | 0 | 2 | 0 | 1 | 19 |
| Taber | 2-2 | 0-0 | 0-1 | 5 | 5 | 4 | 0 | 0 | 1 | 0 | 17 |
| Team | | | | 3 | | | | | | | |
| Totals | 19-44 | 5-13 | 17-22 | 30 | 25 | 60 | 9 | 11 | 2 | 2 | 200 |
| | FG%: | .432 | | 3-PT%: | .385 | | | FT%: | .773 | | |

IOWA -- 65

| Name | FG | 3-PT | FT | RB | PF | TP | A | TO | BK | S | MN |
|---------------|--------------|-------------|--------------|---------------|-------------|-----------|-----------|-------------|-------------|----------|------------|
| Davis | 3-7 | 1-3 | 2-2 | 8 | 3 | 9 | 2 | 0 | 0 | 1 | 37 |
| Tate | 6-6 | 0-0 | 10-11 | 11 | 3 | 22 | 0 | 1 | 0 | 1 | 35 |
| Gatens | 2-4 | 1-1 | 1-1 | 3 | 4 | 6 | 2 | 1 | 1 | 0 | 26 |
| Peterson | 5-12 | 1-3 | 5-6 | 1 | 1 | 16 | 5 | 4 | 0 | 0 | 39 |
| Kelly | 4-11 | 2-5 | 0-1 | 3 | 5 | 10 | 1 | 2 | 1 | 2 | 24 |
| Bawinkel | 0-2 | 0-2 | 0-0 | 1 | 1 | 0 | 1 | 0 | 0 | 0 | 20 |
| Brommer | 0-0 | 0-0 | 2-6 | 0 | 2 | 2 | 1 | 1 | 2 | 1 | 13 |
| Fuller | 0-0 | 0-0 | 0-0 | 0 | 1 | 0 | 0 | 0 | 0 | 0 | 1 |
| Cole | 0-1 | 0-0 | 0-0 | 0 | 1 | 0 | 0 | 1 | 0 | 0 | 5 |
| Totals | 20-43 | 5-14 | 20-27 | 27 | 21 | 65 | 12 | 10 | 4 | 5 | 200 |
| | FG%: | .465 | | 3-PT%: | .357 | | | FT%: | .747 | | |

Score by Periods:

| | | | |
|---------|----|----|----|
| Indiana | 27 | 33 | 60 |
| Iowa | 33 | 32 | 65 |

Attendance: 11,161

(16) MINNESOTA 52, IOWA 49
January 8, 2009, Carver-Hawkeye Arena, Iowa City, IA

Iowa built a 13-point advantage in the first half, but suffered from cold shooting in the second half in dropping a 52-49 decision to Minnesota in Iowa City. The Hawkeyes controlled the first 15 minutes, building a 23-10 advantage late in the first half. Iowa suffered a blow when forward Cyrus Tate incurred an injury with 12:08 left in the first half and missed the remainder of the game.

The Gophers began their comeback in the final five minutes of the period, cutting Iowa's advantage to 26-20 at intermission.

Iowa led 31-24 with 17 minutes to play, but Minnesota gained control from there. The Gophers outscored Iowa 17-2 over the next 12 minutes, turning the deficit into a 41-33 advantage.

Matt Gatens then hit back-to-back three-point baskets to keep Iowa close, before Al Nolen hit a long three-pointer for a 46-39 advantage with 3:32 to play. Minnesota led by six points with 24 seconds left, but Jake Kelly scored from the lane and Jeff Peterson hit a three-pointer with seven seconds left to cut the margin to one. Lawrence Westbrook hit a pair of free throws with five seconds to play for the final margin as a final desperation three-point shot by Iowa was off the mark.

Minnesota controlled the action for most of the second half, collecting 12 offensive rebounds in the period and forcing 11 Iowa turnovers. Minnesota had 18 offensive rebounds in the game and held a 16-2 advantage in second chance points. Iowa was guilty of 17 turnovers overall and shot just 29.4% from the field in the second half.

Peterson led Iowa with 16 points, while Gatens added 11 points, five rebounds and three assists. Davis led Iowa with eight rebounds.

MINNESOTA -- 52

| Name | FG | 3-PT | FT | RB | PF | TP | A | TO | BK | S | MN |
|---------------|--------------|-------------|-------------|---------------|-------------|-----------|----------|-------------|-------------|----------|------------|
| Johnson | 2-8 | 0-0 | 0-0 | 6 | 4 | 4 | 0 | 1 | 1 | 0 | 26 |
| Iverson | 0-1 | 0-0 | 0-0 | 2 | 1 | 0 | 0 | 1 | 1 | 0 | 11 |
| Sampson | 3-5 | 0-0 | 0-1 | 3 | 3 | 6 | 0 | 0 | 0 | 1 | 21 |
| Nolen | 3-10 | 1-3 | 1-4 | 4 | 3 | 8 | 3 | 0 | 0 | 0 | 29 |
| Westbrook | 2-7 | 1-5 | 5-6 | 2 | 0 | 10 | 0 | 1 | 1 | 1 | 25 |
| Carter | 2-5 | 0-0 | 1-1 | 3 | 1 | 5 | 0 | 0 | 0 | 0 | 9 |
| Busch | 4-7 | 2-3 | 0-0 | 4 | 1 | 10 | 1 | 0 | 0 | 0 | 19 |
| Joseph | 0-3 | 0-3 | 0-0 | 0 | 2 | 0 | 0 | 2 | 0 | 0 | 11 |
| Williams | 0-0 | 0-0 | 0-0 | 1 | 1 | 0 | 0 | 1 | 0 | 0 | 2 |
| Bostick | 2-4 | 0-2 | 2-2 | 1 | 0 | 6 | 1 | 1 | 0 | 2 | 15 |
| Hoffarber | 0-4 | 0-4 | 0-0 | 4 | 0 | 0 | 2 | 3 | 0 | 1 | 26 |
| Abu-Shamala | 1-2 | 1-2 | 0-0 | 1 | 2 | 3 | 0 | 1 | 0 | 0 | 6 |
| Team | | | | 4 | | | | | | | |
| Totals | 19-56 | 5-22 | 9-14 | 35 | 18 | 52 | 7 | 11 | 3 | 5 | 200 |
| | FG%: | .339 | | 3-PT%: | .227 | | | FT%: | .643 | | |

IOWA -- 49

| Name | FG | 3-PT | FT | RB | PF | TP | A | TO | BK | S | MN |
|---------------|--------------|-------------|--------------|---------------|-------------|-----------|----------|-------------|-------------|----------|------------|
| Davis | 2-6 | 1-4 | 1-2 | 8 | 3 | 6 | 1 | 3 | 0 | 1 | 35 |
| Tate | 1-1 | 0-0 | 0-0 | 1 | 1 | 2 | 0 | 0 | 0 | 1 | 8 |
| Gatens | 4-5 | 3-4 | 0-0 | 5 | 3 | 11 | 3 | 2 | 0 | 0 | 37 |
| Peterson | 4-10 | 2-5 | 6-6 | 4 | 1 | 16 | 1 | 8 | 0 | 0 | 37 |
| Kelly | 3-12 | 0-5 | 0-0 | 1 | 3 | 6 | 3 | 0 | 1 | 1 | 25 |
| Tucker | 0-1 | 0-1 | 2-2 | 0 | 0 | 2 | 0 | 0 | 0 | 0 | 6 |
| Bawinkel | 1-5 | 1-4 | 0-0 | 4 | 0 | 3 | 0 | 0 | 0 | 0 | 21 |
| Brommer | 0-1 | 0-0 | 0-0 | 0 | 1 | 0 | 0 | 1 | 1 | 0 | 12 |
| Fuller | 0-0 | 0-0 | 0-0 | 0 | 1 | 0 | 1 | 1 | 1 | 0 | 3 |
| Cole | 1-1 | 0-0 | 1-1 | 4 | 4 | 3 | 0 | 1 | 0 | 1 | 16 |
| Team | | | | 4 | | | | | | 1 | |
| Totals | 16-42 | 7-23 | 10-11 | 31 | 17 | 49 | 9 | 17 | 3 | 4 | 200 |
| | FG%: | .381 | | 3-PT%: | .304 | | | FT%: | .909 | | |

Score by Periods:

| | | | |
|-----------|----|----|----|
| Minnesota | 20 | 32 | 52 |
| Iowa | 26 | 23 | 49 |

Attendance: 9,663

2008-09 Game Summaries

(17) MICHIGAN 64, IOWA 49
January 11, 2009, Crisler Arena, Ann Arbor, MI

Michigan used a strong shooting performance in the first half and a solid defensive effort to defeat Iowa 64-49 in Ann Arbor. Iowa played without the services of senior forward Cyrus Tate, who missed the game due to an injury suffered in the previous loss to Minnesota.

The Wolverines shot 52% from the field in the opening half and held Iowa without a field goal for over seven minutes, building a 32-16 halftime advantage. Jake Kelly's basket with 9:44 left in the period left Iowa trailing by just five, 17-12, but the Hawkeyes did not make another field goal until a basket by Matt Gatens cut the deficit to 28-16 two minutes before the break.

Iowa cut the margin to 14 points on four occasions early in the second half before the Wolverines pulled away again, building the margin to as many as 28 points with seven minutes to play. A 14-3 Iowa scoring run cut the final margin to 15.

Iowa shot just 27.3% from the field in the first half before improving to 52.4% in the second half. Iowa hit 6-17 (35.3%) three-point attempts overall and made 9-10 (90%) free throws. Michigan shot 42.9% from the field and won the rebounding by a 31-29 margin. Iowa was guilty of 18 turnovers, as Michigan collected 12 steals and scored 16 points following Iowa miscues and 15 second chance points.

Gatens led Iowa with 11 points and eight rebounds. Jarryd Cole started for the first time this season and joined Anthony Tucker with eight points, while Jermain Davis added six rebounds and Jeff Peterson had four assists and two steals.

IOWA -- 49

| Name | FG | 3-PT | FT | RB | PF | TP | A | TO | BK | S | MN |
|---------------|------------------|--------------------|------------------|-----------|-----------|-----------|-----------|-----------|----------|----------|------------|
| Gatens | 4-8 | 1-3 | 2-2 | 8 | 3 | 11 | 1 | 1 | 1 | 0 | 37 |
| Davis | 0-4 | 0-1 | 0-0 | 6 | 2 | 0 | 2 | 3 | 0 | 0 | 21 |
| Cole | 3-4 | 0-0 | 2-2 | 2 | 1 | 8 | 0 | 2 | 0 | 0 | 26 |
| Peterson | 1-3 | 0-1 | 2-2 | 3 | 0 | 4 | 4 | 5 | 0 | 2 | 34 |
| Kelly | 3-9 | 1-1 | 0-0 | 0 | 3 | 7 | 3 | 2 | 0 | 0 | 28 |
| Bawinkel | 1-5 | 1-4 | 0-0 | 1 | 1 | 3 | 0 | 2 | 0 | 0 | 12 |
| Fuller | 2-4 | 1-3 | 0-0 | 3 | 2 | 5 | 1 | 2 | 0 | 0 | 13 |
| Tucker | 3-5 | 2-3 | 0-0 | 1 | 0 | 8 | 0 | 0 | 0 | 1 | 11 |
| Brommer | 0-0 | 0-0 | 0-0 | 2 | 3 | 0 | 0 | 1 | 0 | 0 | 13 |
| Palmer | 0-1 | 0-1 | 3-4 | 1 | 0 | 3 | 0 | 0 | 0 | 0 | 5 |
| Team | | | | 2 | | | | | | | |
| Totals | 17-43 | 6-17 | 9-10 | 29 | 15 | 49 | 11 | 18 | 1 | 3 | 200 |
| | FG%: .395 | 3-PT%: .353 | FT%: .900 | | | | | | | | |

Michigan -- 64

| Name | FG | 3-PT | FT | RB | PF | TP | A | TO | BK | S | MN |
|---------------|------------------|--------------------|------------------|-----------|-----------|-----------|-----------|-----------|----------|-----------|------------|
| Novak | 1-6 | 1-5 | 2-2 | 5 | 3 | 5 | 3 | 0 | 0 | 1 | 33 |
| Harris | 6-12 | 2-4 | 4-5 | 8 | 2 | 18 | 5 | 4 | 0 | 4 | 33 |
| Sims | 8-15 | 0-1 | 0-1 | 4 | 1 | 16 | 0 | 1 | 0 | 2 | 27 |
| Grady | 3-6 | 2-4 | 0-0 | 0 | 0 | 8 | 4 | 0 | 0 | 1 | 28 |
| Lucas-Perry | 2-5 | 1-3 | 3-4 | 4 | 1 | 8 | 2 | 2 | 0 | 2 | 29 |
| Douglass | 1-3 | 0-2 | 0-0 | 3 | 0 | 2 | 1 | 1 | 0 | 0 | 12 |
| Merritt | 0-0 | 0-0 | 0-0 | 0 | 0 | 0 | 0 | 0 | 0 | 1 | 10 |
| Gibson | 1-5 | 0-1 | 0-0 | 1 | 2 | 2 | 0 | 1 | 0 | 0 | 11 |
| Lee | 1-3 | 0-1 | 0-0 | 3 | 0 | 2 | 1 | 0 | 0 | 1 | 11 |
| Shepherd | 0-0 | 0-0 | 0-0 | 1 | 0 | 0 | 0 | 0 | 0 | 0 | 2 |
| Wright | 0-0 | 0-0 | 0-0 | 0 | 0 | 0 | 0 | 0 | 0 | 0 | 2 |
| Puls | 1-1 | 1-1 | 0-0 | 0 | 1 | 3 | 0 | 0 | 0 | 0 | 2 |
| Team | | | | 2 | | | | 2 | | | |
| Totals | 24-56 | 7-22 | 9-12 | 31 | 10 | 64 | 16 | 11 | 0 | 12 | 200 |
| | FG%: .429 | 3-PT%: .318 | FT%: .750 | | | | | | | | |

Score by Periods:

| | | | |
|----------|----|----|----|
| Iowa | 16 | 33 | 49 |
| Michigan | 32 | 32 | 64 |

Attendance: 11,835

(18) PURDUE 75, IOWA 53
January 18, 2009, Mackey Arena, West Lafayette, IN

Purdue hit four consecutive three-point baskets in a span of less than two minutes, breaking open a close game on the way to a 75-53 win at West Lafayette. Iowa played its second straight game without senior forward Cyrus Tate, who suffered an ankle injury in the Jan. 8 loss to Minnesota.

The Hawkeyes trailed by seven, 35-28, at the 16:04 mark of the second half after David Palmer converted a pair of free throws. The Boilermakers took over from there, as four different players connected on a three-point basket as the Purdue lead expanded to 49-28 before Iowa scored again at the 13:34 mark.

Purdue shot 53.6% from the field in the second half, connecting on 7-9 (77.8%) three-point attempts and 9-10 free throws. Purdue shot 49% overall, including 10-15 (66.7%) three-pointers.

Iowa fell behind by six in the early going before scoring six straight to tie the game after six minutes. Iowa rallied again late in the first half, cutting a nine-point deficit to just four, 26-22. Purdue closed the half with a three-pointer at the buzzer for a 29-22 advantage at the break.

Purdue's aggressive defense forced 19 turnovers, which the Boilermakers turned into 17 points. Iowa shot just 25% (8-25) from the field in the opening half before improving to 36% for the game. Iowa made 9-20 (45%) three-point shots and hit just 57.1% (8-14) from the foul line.

Iowa was led by Palmer, who scored 19 points and added eight rebounds, both career highs for the junior forward. Palmer hit 7-14 field goals and 3-4 free throws while starting for the first time in his career. Freshman Matt Gatens added 11 points and five rebounds and Jeff Peterson contributed eight assists and two steals.

IOWA -- 53

| Name | FG | 3-PT | FT | RB | PF | TP | A | TO | BK | S | MN |
|---------------|------------------|--------------------|------------------|-----------|-----------|-----------|-----------|-----------|----------|----------|------------|
| Palmer | 7-14 | 2-3 | 3-4 | 8 | 3 | 19 | 0 | 4 | 1 | 0 | 22 |
| Fuller | 1-3 | 1-3 | 1-2 | 2 | 3 | 4 | 0 | 0 | 1 | 0 | 15 |
| Gatens | 4-10 | 3-5 | 0-0 | 5 | 1 | 11 | 1 | 2 | 1 | 1 | 34 |
| Peterson | 2-6 | 0-1 | 1-2 | 2 | 2 | 5 | 8 | 5 | 0 | 2 | 33 |
| Kelly | 2-8 | 2-2 | 0-0 | 1 | 3 | 6 | 1 | 3 | 0 | 1 | 28 |
| Tucker | 1-7 | 1-5 | 2-4 | 5 | 0 | 5 | 2 | 1 | 0 | 0 | 24 |
| Brommer | 1-1 | 0-0 | 0-0 | 2 | 2 | 2 | 0 | 0 | 1 | 0 | 12 |
| Bawinkel | 0-1 | 0-1 | 0-0 | 0 | 1 | 0 | 0 | 0 | 0 | 0 | 14 |
| Davis | 0-0 | 0-0 | 1-2 | 0 | 1 | 1 | 1 | 2 | 0 | 0 | 10 |
| Cole | 0-0 | 0-0 | 0-0 | 1 | 2 | 0 | 0 | 0 | 0 | 0 | 4 |
| Angle | 0-0 | 0-0 | 0-0 | 0 | 0 | 0 | 0 | 1 | 0 | 0 | 4 |
| Team | | | | 5 | | | | 1 | | | |
| Totals | 18-50 | 9-20 | 8-14 | 31 | 18 | 53 | 13 | 19 | 4 | 4 | 200 |
| | FG%: .360 | 3-PT%: .450 | FT%: .571 | | | | | | | | |

Purdue -- 75

| Name | FG | 3-PT | FT | RB | PF | TP | A | TO | BK | S | MN |
|---------------|------------------|--------------------|------------------|-----------|-----------|-----------|-----------|-----------|----------|----------|------------|
| Hummel | 3-6 | 1-2 | 2-2 | 8 | 2 | 9 | 2 | 2 | 2 | 0 | 18 |
| Grant | 4-6 | 4-5 | 0-0 | 3 | 1 | 12 | 1 | 0 | 1 | 0 | 29 |
| Jackson | 1-2 | 1-1 | 0-0 | 1 | 3 | 3 | 6 | 2 | 0 | 3 | 23 |
| Johnson | 3-7 | 0-0 | 3-4 | 4 | 1 | 9 | 1 | 1 | 2 | 0 | 20 |
| Moore | 4-11 | 2-3 | 3-4 | 3 | 1 | 13 | 3 | 2 | 0 | 1 | 30 |
| Kramer | 1-4 | 0-0 | 4-4 | 3 | 2 | 6 | 4 | 1 | 1 | 1 | 23 |
| Calasan | 4-5 | 1-1 | 1-2 | 2 | 0 | 10 | 0 | 2 | 0 | 0 | 18 |
| Green | 4-7 | 1-2 | 0-0 | 5 | 2 | 9 | 1 | 2 | 0 | 2 | 23 |
| Smith | 0-1 | 0-1 | 2-2 | 0 | 0 | 2 | 1 | 0 | 0 | 1 | 6 |
| Riddell | 1-1 | 0-0 | 0-0 | 0 | 2 | 2 | 0 | 0 | 0 | 0 | 6 |
| Wohlford | 0-0 | 0-0 | 0-0 | 1 | 0 | 0 | 0 | 0 | 0 | 0 | 2 |
| Reid | 0-1 | 0-0 | 0-0 | 0 | 0 | 0 | 0 | 0 | 0 | 0 | 2 |
| Team | | | | 1 | | | | | | | |
| Totals | 25-51 | 10-15 | 15-18 | 31 | 14 | 75 | 19 | 12 | 6 | 8 | 200 |
| | FG%: .490 | 3-PT%: .667 | FT%: .833 | | | | | | | | |

Score by Periods:

| | | | |
|--------|----|----|----|
| Iowa | 22 | 31 | 53 |
| Purdue | 29 | 46 | 75 |

Attendance: 14,123

2008-09 Game Summaries

(19) IOWA 73, WISCONSIN 69 (OT)
January 21, 2009, Carver-Hawkeye Arena, Iowa City, IA

Iowa controlled the action in overtime and defeated Wisconsin 73-69 in Iowa City. The Hawkeyes outscored the visitors 13-9 in the extra session after the Badgers had tied the score with a long three-point basket at the buzzer.

Jeff Peterson gave Iowa the advantage with the first basket in overtime. He later broke the final tie of the game with a three-point basket with 1:42 to play. Peterson earned an assist on a three-point basket by Devan Bawinkel with 1:01 to play, giving Iowa a 70-64 advantage. Peterson added one free throw and Matt Gatens hit a pair of free shots with seven seconds remaining to secure the win.

The teams traded baskets in the first half, with Iowa leading 20-18 on a David Palmer basket with 7:24 remaining. Iowa did not score again as the Badgers built a 24-20 advantage at the break.

Peterson connected on two free throws with 15:32 to play to give Iowa a 28-26 advantage, but Wisconsin used a 9-0 run to take a 35-28 lead with 12 minutes remaining.

Iowa battled back to a 37-37 tie and finally regained the lead on two Peterson free throws with 2:38 to play. Iowa twice led by five points, the last at 58-53 with 26 seconds left. Peterson added one of two free shots with seven seconds left in regulation for a 60-57 advantage before Wisconsin's Jordan Taylor connected from long range to force the overtime.

Iowa shot 46.5% from the field, including hitting all three of its field goals and 5-6 free throws in the overtime. The Hawkeyes added 74.3% from the free throw line. Iowa also had just nine turnovers, while Wisconsin held a 32-28 rebounding advantage.

Palmer led Iowa for the second straight game, collecting a career-high 21 points (8-12 FG's) and seven rebounds. Peterson added 16 points and seven assists and Gatens had 14 points and five rebounds. Jake Kelly added 12 points, all in the final 15 minutes of play.

WISCONSIN -- 69

| Name | FG | 3-PT | FT | RB | PF | TP | A | TO | BK | S | MN |
|---------------|--------------|-------------|-------------|---------------|-------------|-----------|-------------|-------------|----------|----------|------------|
| Landry | 6-13 | 1-3 | 0-1 | 8 | 3 | 13 | 0 | 1 | 0 | 0 | 38 |
| Gullikson | 2-3 | 0-0 | 0-0 | 2 | 2 | 4 | 2 | 1 | 0 | 0 | 21 |
| Hughes | 4-10 | 1-5 | 1-2 | 2 | 2 | 10 | 0 | 3 | 0 | 0 | 25 |
| Bohannon | 2-9 | 1-6 | 6-6 | 0 | 1 | 11 | 2 | 1 | 0 | 0 | 40 |
| Krabbenhoft | 5-6 | 0-0 | 1-1 | 7 | 5 | 11 | 1 | 0 | 0 | 0 | 33 |
| Taylor | 4-8 | 2-3 | 0-0 | 0 | 4 | 10 | 3 | 0 | 0 | 2 | 20 |
| Jarmusz | 0-1 | 0-1 | 0-0 | 1 | 1 | 0 | 0 | 0 | 0 | 0 | 8 |
| Leuer | 2-6 | 0-3 | 0-0 | 4 | 5 | 4 | 1 | 2 | 0 | 1 | 25 |
| Wilson | 0-0 | 0-0 | 0-0 | 0 | 0 | 0 | 0 | 1 | 0 | 1 | 5 |
| Nankivil | 3-3 | 0-0 | 0-0 | 3 | 2 | 6 | 0 | 0 | 0 | 0 | 10 |
| Team | | | | 5 | | | | 1 | | | |
| Totals | 28-59 | 5-21 | 8-10 | 32 | 25 | 69 | 9 | 10 | 0 | 4 | 225 |
| | FG%: | .475 | | 3-PT%: | .238 | | FT%: | .800 | | | |

IOWA -- 73

| Name | FG | 3-PT | FT | RB | PF | TP | A | TO | BK | S | MN |
|---------------|--------------|-------------|--------------|---------------|-------------|-----------|-------------|-------------|----------|----------|------------|
| Palmer | 8-12 | 2-4 | 3-5 | 7 | 1 | 21 | 0 | 3 | 0 | 1 | 33 |
| Fuller | 2-6 | 1-4 | 0-0 | 2 | 3 | 5 | 0 | 0 | 1 | 2 | 33 |
| Gatens | 2-7 | 1-5 | 9-12 | 5 | 3 | 14 | 0 | 0 | 1 | 0 | 44 |
| Peterson | 3-8 | 1-2 | 9-12 | 5 | 3 | 16 | 7 | 3 | 0 | 1 | 40 |
| Kelly | 3-6 | 1-3 | 5-6 | 3 | 5 | 12 | 3 | 2 | 0 | 1 | 35 |
| Bawinkel | 1-2 | 1-2 | 0-0 | 1 | 1 | 3 | 2 | 1 | 0 | 0 | 22 |
| Brommer | 1-1 | 0-0 | 0-0 | 1 | 1 | 2 | 0 | 0 | 0 | 0 | 2 |
| Davis | 0-1 | 0-1 | 0-0 | 2 | 0 | 0 | 0 | 0 | 0 | 0 | 6 |
| Cole | 0-0 | 0-0 | 0-0 | 0 | 1 | 0 | 0 | 0 | 0 | 0 | 10 |
| Team | | | | 2 | | | | | | | |
| Totals | 20-43 | 7-21 | 26-35 | 28 | 18 | 73 | 12 | 9 | 2 | 5 | 225 |
| | FG%: | .465 | | 3-PT%: | .333 | | FT%: | .743 | | | |

Score by Periods:

| | | | | |
|-----------|----|----|----|----|
| Wisconsin | 24 | 36 | 9 | 69 |
| Iowa | 20 | 40 | 13 | 73 |

Attendance: 10,239

(20) PENN STATE 63, IOWA 59
January 24, 2009, Bryce Jordan Center, State College, PA

Penn State rallied in the closing minutes for a 63-59 win over Iowa at State College. The Hawkeyes scored the first points of the game and led until just 2:14 remained when Penn State took its first lead, 60-59, on a three-point basket by Talor Battle. That basket was part of a Penn State scoring run that saw the Nittany Lions rally from a 54-41 deficit with eight minutes remaining. Iowa held that same margin with 5:51 to play when Jake Kelly was called for a foul on a three-point shot by Penn State, and the three free throws by Battle changed the momentum of the game.

Iowa held a 59-55 lead on a free throw by Jeff Peterson with 3:07, but that was Iowa's final point, and, the last foul committed by the Nittany Lions. Penn State increased its lead to 61-59 on two free throws following an Iowa turnover. Iowa had chances to tie the score in the final minute, but three-point attempts by Matt Gatens and David Palmer were off the mark and a final three-point attempt by Peterson was blocked. Penn State added one free throw with four seconds remaining to secure the win.

Iowa controlled the action throughout the first half, leading by as many as 12 points. A basket by Jake Kelly just before the buzzer gave Iowa a 29-22 advantage at the break.

Iowa increased its margin to 14 points on a jumper by Peterson with 12:35 to play. Penn State's rally was led by a 9-0 scoring run that was stopped by an Aaron Fuller lay-up at the 4:17 mark.

Iowa shot 47.8% from the field and 93.8% (15-16) from the foul line, but made just 4-17 (23.5%) three-point attempts. The four treys marked a season low through 20 games. Iowa also held a 28-27 rebounding advantage.

Kelly led Iowa in scoring with 19 points, matching his career scoring high. Fuller added a career-best 16 points and Peterson and Gatens each added nine. Palmer led Iowa with eight rebounds.

IOWA -- 59

| Name | FG | 3-PT | FT | RB | PF | TP | A | TO | BK | S | MN |
|---------------|--------------|-------------|--------------|---------------|-------------|-----------|-------------|-------------|----------|----------|------------|
| Palmer | 2-5 | 0-1 | 2-2 | 8 | 4 | 6 | 0 | 1 | 1 | 0 | 28 |
| Fuller | 6-11 | 2-5 | 2-2 | 4 | 1 | 16 | 0 | 3 | 0 | 1 | 36 |
| Gatens | 2-5 | 1-3 | 4-4 | 5 | 4 | 9 | 3 | 0 | 0 | 1 | 30 |
| Peterson | 3-10 | 0-3 | 3-4 | 1 | 4 | 9 | 3 | 2 | 0 | 1 | 34 |
| Kelly | 7-10 | 1-3 | 4-4 | 1 | 4 | 19 | 2 | 4 | 0 | 0 | 36 |
| Bawinkel | 0-0 | 0-0 | 0-0 | 0 | 0 | 0 | 0 | 0 | 0 | 0 | 12 |
| Davis | 0-3 | 0-2 | 0-0 | 2 | 1 | 0 | 1 | 1 | 0 | 0 | 12 |
| Cole | 0-0 | 0-0 | 0-0 | 2 | 3 | 0 | 0 | 1 | 0 | 2 | 12 |
| Team | | | | 5 | | | | 1 | | | |
| Totals | 20-44 | 4-17 | 15-16 | 28 | 21 | 59 | 9 | 13 | 1 | 5 | 200 |
| | FG%: | .455 | | 3-PT%: | .235 | | FT%: | .938 | | | |

PENN STATE -- 63

| Name | FG | 3-PT | FT | RB | PF | TP | A | TO | BK | S | MN |
|---------------|--------------|-------------|--------------|---------------|-------------|-----------|-------------|-------------|----------|----------|------------|
| Cornley | 11-17 | 1-2 | 1-3 | 6 | 2 | 24 | 2 | 2 | 0 | 1 | 40 |
| Brooks | 1-2 | 1-2 | 0-0 | 4 | 4 | 3 | 0 | 2 | 0 | 0 | 22 |
| Jones | 1-2 | 0-0 | 0-1 | 0 | 0 | 2 | 0 | 0 | 0 | 0 | 17 |
| Pringle | 3-8 | 2-6 | 3-4 | 4 | 3 | 11 | 2 | 4 | 1 | 3 | 35 |
| Battle | 4-12 | 3-10 | 9-11 | 6 | 3 | 20 | 6 | 1 | 0 | 3 | 38 |
| Babb | 0-0 | 0-0 | 0-0 | 1 | 2 | 0 | 0 | 0 | 0 | 0 | 3 |
| Jackson | 0-0 | 0-0 | 0-0 | 3 | 1 | 0 | 0 | 1 | 1 | 1 | 18 |
| Morrissey | 1-6 | 1-5 | 0-1 | 0 | 1 | 3 | 5 | 0 | 0 | 0 | 25 |
| Ott | 0-0 | 0-0 | 0-0 | 0 | 0 | 0 | 0 | 0 | 0 | 0 | 2 |
| Team | | | | 3 | | | | | | | |
| Totals | 21-47 | 8-25 | 13-20 | 27 | 16 | 63 | 15 | 10 | 2 | 8 | 200 |
| | FG%: | .447 | | 3-PT%: | .320 | | FT%: | .650 | | | |

Score by Periods:

| | | | |
|------------|----|----|----|
| Iowa | 29 | 30 | 59 |
| Penn State | 22 | 41 | 63 |

Attendance: 12,210

2008-09 Game Summaries

(21) MICHIGAN STATE 71, IOWA 56
January 29, 2009, Carver-Hawkeye Arena, Iowa City, IA

Michigan State scored the first eight points and never trailed in taking a 71-56 win in Iowa City. Iowa trailed by nine in the early going before back-to-back three-point baskets by Matt Gatens closed the deficit to 13-8. The Spartans led by six at the midway point in the half before pulling away to a 38-25 halftime advantage. MSU shot 50% from the field in the first half, compared to 40% for Iowa.

Michigan State started the second half with a 12-2 scoring run to open its biggest advantage of the game, 50-28 with 15 minutes remaining. Iowa kept battling, eventually closing the gap to nine points, 61-52, with six minutes remaining following a three-point basket by Jermain Davis. The Spartans responded with five straight points to seal the win.

Iowa shot just 42.3% from the field, including 30.8% (8-26) from three-point range. The Hawkeyes also shot just 44.4% (4-9) from the foul line, their lowest percentage of the season. Michigan State ended the game shooting 51.9% from the field, including 55.6% (5-9) from three-point range. The Spartans also held a 35-28 rebounding advantage, scored 14 fast break points and held a 28-22 scoring advantage in the paint.

Jeff Peterson led Iowa with 14 points and five assists. Matt Gatens added 13 points, four rebounds and three steals. Iowa's reserves scored 22 points, with Jarryd Cole scoring a season-high 10 points and Davis adding nine. Cole led Iowa with eight rebounds and Aaron Fuller had five.

MICHIGAN STATE -- 71

| Name | FG | 3-PT | FT | RB | PF | TP | A | TO | BK | S | MN |
|---------------|--------------|-------------|---------------|-------------|-------------|-------------|-----------|-----------|----------|----------|------------|
| Roe | 0-3 | 0-0 | 1-2 | 10 | 2 | 1 | 0 | 3 | 0 | 0 | 20 |
| Suton | 3-7 | 0-0 | 0-0 | 11 | 1 | 6 | 3 | 1 | 0 | 2 | 29 |
| Lucas | 9-13 | 1-2 | 5-7 | 1 | 0 | 24 | 4 | 2 | 1 | 2 | 33 |
| Walton | 3-6 | 0-0 | 1-2 | 1 | 1 | 7 | 4 | 0 | 0 | 2 | 34 |
| Summers | 7-9 | 2-3 | 5-7 | 2 | 1 | 21 | 0 | 3 | 2 | 0 | 30 |
| Ibok | 0-1 | 0-0 | 0-0 | 0 | 0 | 0 | 0 | 0 | 0 | 0 | 2 |
| Morgan | 1-3 | 0-0 | 0-0 | 2 | 0 | 2 | 0 | 2 | 0 | 0 | 8 |
| Allen | 2-6 | 2-3 | 0-0 | 0 | 4 | 6 | 0 | 2 | 0 | 0 | 13 |
| Dahlman | 0-0 | 0-0 | 0-0 | 1 | 0 | 0 | 0 | 0 | 0 | 0 | 1 |
| Green | 2-2 | 0-0 | 0-2 | 2 | 1 | 4 | 1 | 0 | 0 | 0 | 9 |
| Crandell | 0-0 | 0-0 | 0-0 | 0 | 0 | 0 | 0 | 0 | 0 | 0 | 1 |
| Lucious | 0-2 | 0-1 | 0-0 | 1 | 3 | 0 | 2 | 0 | 0 | 0 | 12 |
| Herzog | 0-0 | 0-0 | 0-0 | 0 | 0 | 0 | 0 | 0 | 0 | 0 | 1 |
| Gray | 0-0 | 0-0 | 0-0 | 1 | 1 | 0 | 0 | 0 | 0 | 0 | 7 |
| Team | | | | 3 | | | | | | | |
| Totals | 27-52 | 5-9 | 12-20 | 35 | 14 | 71 | 14 | 13 | 3 | 6 | 200 |
| | FG%: | .519 | 3-PT%: | .556 | FT%: | .600 | | | | | |

IOWA -- 56

| Name | FG | 3-PT | FT | RB | PF | TP | A | TO | BK | S | MN |
|---------------|--------------|-------------|---------------|-------------|-------------|-------------|-----------|-----------|----------|----------|------------|
| Palmer | 0-3 | 0-1 | 1-2 | 0 | 2 | 1 | 0 | 0 | 2 | 0 | 14 |
| Fuller | 0-5 | 0-3 | 0-2 | 5 | 2 | 0 | 1 | 1 | 0 | 0 | 16 |
| Gatens | 4-13 | 3-8 | 2-2 | 4 | 2 | 13 | 2 | 2 | 0 | 3 | 39 |
| Peterson | 6-11 | 2-4 | 0-1 | 2 | 1 | 14 | 5 | 3 | 0 | 0 | 39 |
| Kelly | 3-6 | 0-2 | 0-0 | 3 | 5 | 6 | 2 | 5 | 0 | 1 | 38 |
| Bawinkel | 1-4 | 1-4 | 0-0 | 1 | 0 | 3 | 1 | 0 | 0 | 0 | 13 |
| Brommer | 0-0 | 0-0 | 0-0 | 0 | 0 | 0 | 0 | 0 | 0 | 0 | 1 |
| Davis | 3-5 | 2-4 | 1-2 | 4 | 3 | 9 | 0 | 0 | 0 | 0 | 14 |
| Cole | 5-5 | 0-0 | 0-0 | 8 | 3 | 10 | 1 | 2 | 2 | 0 | 26 |
| Team | | | | 1 | | | | 1 | | | |
| Totals | 22-52 | 8-26 | 4-9 | 28 | 18 | 56 | 12 | 14 | 4 | 4 | 200 |
| | FG%: | .423 | 3-PT%: | .308 | FT%: | .444 | | | | | |

Score by Periods:

| | | | |
|----------------|----|----|----|
| Michigan State | 38 | 33 | 71 |
| Iowa | 25 | 31 | 56 |

Attendance: 13,640

(22) ILLINOIS 62, IOWA 54
February 1, 2009, Assembly Hall, Champaign, IL

Illinois used a hot shooting second half and solid free throw shooting in the final minutes to rally for a 62-54 win over Iowa in Champaign.

Iowa outscored the Illini 10-3 over the final nine minutes of the first half to take a 25-22 halftime advantage, as Illinois shot just 35.7% in the first half and made just 1-7 three-point attempts. Illinois made 9-10 field goals to open the second half and gain the advantage, but Iowa trailed by just one, 46-45, with 8:46 remaining after a David Palmer free throw. Illinois built the lead back to seven on four occasions before a three-point basket by Jeff Peterson closed the gap to 58-54 with 20 seconds remaining.

Illinois made all eight of its free throw attempts in the final minute to secure the win. Both teams shot 75% from the free throw line, with Illinois hitting 12-16 and Iowa 3-4. The Illini ended the contest shooting 47.9% and held a 35-22 rebounding advantage. The Illini had a 10-5 advantage in points off turnovers.

Iowa shot 41.2% for the game, including 33.3% (9-27) from three-point range. The Hawkeyes collected 14 assists on 21 field goals and had just 11 turnovers.

Peterson led Iowa with 12 points and six assists and the sophomore point guard played 36 minutes with no turnovers. Matt Gatens and Jarryd Cole each added 10 points, as Cole made all five of his field goal attempts for the second straight game. Jermain Davis led Iowa with six rebounds. Senior forward Cyrus Tate missed his sixth straight game with an ankle injury.

IOWA -- 54

| Name | FG | 3-PT | FT | RB | PF | TP | A | TO | BK | S | MN |
|---------------|--------------|-------------|---------------|-------------|-------------|-------------|-----------|-----------|----------|----------|------------|
| Fuller | 1-3 | 1-3 | 0-0 | 3 | 1 | 3 | 0 | 2 | 0 | 0 | 18 |
| Palmer | 3-5 | 1-2 | 1-2 | 3 | 2 | 8 | 0 | 0 | 1 | 0 | 19 |
| Gatens | 3-8 | 2-6 | 2-2 | 2 | 4 | 10 | 2 | 1 | 0 | 0 | 40 |
| Peterson | 5-13 | 2-6 | 0-0 | 1 | 1 | 12 | 6 | 0 | 0 | 1 | 36 |
| Kelly | 3-10 | 2-5 | 0-0 | 3 | 3 | 8 | 1 | 5 | 0 | 0 | 33 |
| Bawinkel | 0-2 | 0-2 | 0-0 | 0 | 1 | 0 | 1 | 0 | 0 | 0 | 7 |
| Davis | 1-5 | 1-3 | 0-0 | 6 | 2 | 3 | 3 | 1 | 0 | 0 | 26 |
| Cole | 5-5 | 0-0 | 0-0 | 1 | 4 | 10 | 1 | 2 | 1 | 0 | 21 |
| Team | | | | 3 | | | | | | | |
| Totals | 21-51 | 9-27 | 3-4 | 22 | 18 | 54 | 14 | 11 | 2 | 1 | 200 |
| | FG%: | .412 | 3-PT%: | .333 | FT%: | .750 | | | | | |

ILLINOIS -- 62

| Name | FG | 3-PT | FT | RB | PF | TP | A | TO | BK | S | MN |
|---------------|--------------|-------------|---------------|-------------|-------------|-------------|-----------|-----------|----------|----------|------------|
| Davis | 2-7 | 0-0 | 2-2 | 10 | 2 | 6 | 3 | 1 | 0 | 1 | 30 |
| Tisdale | 7-8 | 0-0 | 4-4 | 3 | 1 | 18 | 1 | 2 | 1 | 1 | 24 |
| Meacham | 0-2 | 0-2 | 4-4 | 1 | 2 | 4 | 2 | 1 | 0 | 1 | 33 |
| Frazier | 2-4 | 1-2 | 0-0 | 5 | 1 | 5 | 5 | 1 | 1 | 1 | 36 |
| McCamey | 3-9 | 2-7 | 1-4 | 4 | 1 | 9 | 7 | 0 | 1 | 2 | 33 |
| Jordan | 0-0 | 0-0 | 0-1 | 1 | 0 | 0 | 0 | 0 | 0 | 0 | 4 |
| Kelly | 5-8 | 1-1 | 1-1 | 2 | 1 | 12 | 0 | 1 | 1 | 0 | 17 |
| Brock | 4-9 | 0-0 | 0-0 | 8 | 3 | 8 | 0 | 3 | 0 | 0 | 18 |
| Legion | 0-1 | 0-1 | 0-0 | 0 | 0 | 0 | 0 | 1 | 0 | 0 | 5 |
| Team | | | | 1 | | | | | | | |
| Totals | 23-48 | 4-13 | 12-16 | 35 | 11 | 62 | 18 | 10 | 4 | 6 | 200 |
| | FG%: | .479 | 3-PT%: | .308 | FT%: | .750 | | | | | |

Score by Periods:

| | | | |
|----------|----|----|----|
| Iowa | 25 | 29 | 54 |
| Illinois | 22 | 40 | 62 |

Attendance: 16,618

2008-09 Game Summaries

(23) INDIANA 68, IOWA 60

February 4, 2009, Assembly Hall, Bloomington, IN

Indiana held off a late rally by the Hawkeyes in taking a 68-60 win over Iowa in Bloomington to earn a season split.

The Hoosiers led by 20 points, 49-29, at the 11:58 mark before Iowa rallied. The Hawkeyes closed to within nine with 7:33 to play before two Indiana baskets pushed the margin back to 13. Aaron Fuller and Devan Bawinkel connected on back-to-back three-point shots to narrow the deficit to six points with 2:40 left. Jarryd Cole added two free throws to make it a three point game and a lay-up by Jeff Peterson left Iowa trailing 63-60 with 44 seconds left.

Indiana added one free throw with 36 ticks left on the clock before two turnovers in the final seconds spoiled Iowa's final chances. Iowa was guilty of 14 turnovers and the Hoosiers turned those mistakes into 20 points.

There were eight lead changes in the early going, with a jumper by Peterson giving Iowa its last lead at 16-15 with 7:41 left in the first half. Indiana used an 18-4 scoring run to end the half with a 33-20 advantage.

Iowa shot 41.7% from the field, including 30% from three-point range, after making just 1-8 three-point attempts in the first half. Iowa shot 41.7% from three-point range in the second half and connected on 11-13 (84.6%) free throws. The Hoosiers shot 48.9% overall, including 50% in the second half and 53.8% from three-point range for the night.

Freshman Matt Gatens led Iowa with 22 points, matching his career high. Gatens scored 21 of his points in the second half and added four rebounds. Peterson added 12 points, five rebounds and five assists. Cole led Iowa with six rebounds as the Hawkeyes held a 32-30 advantage on the glass.

IOWA -- 60

| Name | FG | 3-PT | FT | RB | PF | TP | A | TO | BK | S | MN |
|---------------|--------------|-------------|--------------|---------------|-------------|-----------|-----------|-------------|-------------|----------|------------|
| Cole | 2-5 | 0-0 | 3-6 | 6 | 3 | 7 | 0 | 2 | 1 | 0 | 29 |
| Gatens | 7-15 | 3-9 | 5-6 | 4 | 4 | 22 | 0 | 1 | 1 | 0 | 39 |
| Davis | 3-6 | 0-2 | 2-2 | 4 | 4 | 8 | 0 | 0 | 0 | 0 | 29 |
| Peterson | 4-8 | 1-2 | 3-5 | 5 | 4 | 12 | 5 | 6 | 1 | 2 | 39 |
| Kelly | 1-3 | 0-0 | 0-0 | 2 | 4 | 2 | 5 | 3 | 0 | 1 | 23 |
| Palmer | 0-1 | 0-0 | 1-2 | 1 | 1 | 1 | 0 | 0 | 0 | 0 | 5 |
| Bawinkel | 1-4 | 1-3 | 0-0 | 3 | 2 | 3 | 0 | 1 | 0 | 1 | 22 |
| Brommer | 0-1 | 0-0 | 0-0 | 2 | 0 | 0 | 0 | 1 | 1 | 0 | 4 |
| Fuller | 2-5 | 1-4 | 0-0 | 0 | 2 | 5 | 0 | 0 | 0 | 0 | 10 |
| Team | | | | 5 | | | | | | | |
| Totals | 20-48 | 6-20 | 14-21 | 32 | 24 | 60 | 10 | 14 | 4 | 4 | 200 |
| | FG%: | .417 | | 3-PT%: | .300 | | | FT%: | .667 | | |

INDIANA -- 68

| Name | FG | 3-PT | FT | RB | PF | TP | A | TO | BK | S | MN |
|---------------|--------------|-------------|--------------|---------------|-------------|-----------|-----------|-------------|-------------|----------|------------|
| Pritchard | 1-2 | 0-0 | 0-0 | 2 | 5 | 2 | 1 | 2 | 1 | 0 | 14 |
| Taber | 3-6 | 0-0 | 1-3 | 8 | 2 | 7 | 1 | 1 | 2 | 1 | 37 |
| Jones | 1-5 | 0-0 | 2-6 | 1 | 3 | 4 | 6 | 3 | 0 | 0 | 33 |
| Williams | 4-9 | 0-0 | 6-6 | 9 | 1 | 14 | 1 | 1 | 1 | 2 | 36 |
| Dumes | 8-9 | 5-5 | 6-8 | 4 | 2 | 27 | 2 | 2 | 0 | 2 | 35 |
| Roth | 2-7 | 1-6 | 0-1 | 0 | 3 | 5 | 0 | 1 | 0 | 0 | 22 |
| Moore | 0-1 | 0-0 | 0-1 | 1 | 1 | 0 | 2 | 0 | 0 | 1 | 8 |
| Story | 4-8 | 1-2 | 0-0 | 4 | 3 | 9 | 0 | 1 | 0 | 0 | 15 |
| Team | | | | 1 | | | | | | | |
| Totals | 23-47 | 7-13 | 15-25 | 30 | 20 | 68 | 13 | 11 | 4 | 6 | 200 |
| | FG%: | .489 | | 3-PT%: | .538 | | | FT%: | .600 | | |

Score by Periods:

| | | | |
|---------|----|----|----|
| Iowa | 20 | 40 | 60 |
| Indiana | 33 | 35 | 68 |

Attendance: 14,247

(24) IOWA 56, NORTHWESTERN 51

February 7, 2009, Carver-Hawkeye Arena, Iowa City, IA

Devan Bawinkel connected on a three-point basket from the corner with 1:05 to play to give Iowa a 48-46 advantage and the Hawkeyes went on to a 56-51 win over Northwestern at Iowa City. Jeff Peterson came up with a steal after Bawinkel's basket and the Hawkeyes made all 10 of their free throw attempts in the final 3:08 to snap a four-game losing streak.

Northwestern's zone defense forced the Hawkeyes into 30 three-point field goal attempts, matching a season high. Iowa made 14 treys and connected on just 2-10 field goal attempts from two-point range. Iowa did not make its first two point basket until just 14:55 remained in the game. The Hawkeyes connected on 16-18 (88.9%) free throw attempts, including 13-14 in the second half.

Iowa built an early 18-7 advantage by hitting 6-10 three-point shots, but Northwestern got back in the game and trailed just 24-21 at halftime. Iowa led throughout most of the second half before Northwestern converted a three-point play at the 1:29 mark for a 46-45 advantage. Bawinkel answered with his third trey of the game and Iowa led the rest of the way. Matt Gatens added four straight free throws before Peterson concluded the scoring with two free throws with five seconds to play.

Iowa held the Wildcats to 37.5% shooting overall, including just 26.9% (7-26) from three-point range.

Iowa was aided by the return of senior forward Cyrus Tate, who had missed the previous seven games due to an ankle injury. Tate contributed five rebounds and two points in 13 minutes.

Peterson led Iowa with 16 points, five assists, four steals and four rebounds in 40 minutes. Gatens battled through foul problems to add 13 points. Jake Kelly had eight points and a career-high six rebounds and Jarryd Cole added a game-high seven rebounds.

NORTHWESTERN -- 51

| Name | FG | 3-PT | FT | RB | PF | TP | A | TO | BK | S | MN |
|---------------|--------------|-------------|-------------|---------------|-------------|-----------|----------|-------------|-------------|----------|------------|
| Shurna | 2-5 | 0-3 | 0-0 | 3 | 1 | 4 | 0 | 0 | 0 | 1 | 18 |
| Coble | 4-8 | 0-3 | 0-1 | 3 | 0 | 8 | 0 | 3 | 0 | 1 | 26 |
| Rowley | 0-3 | 0-0 | 1-2 | 2 | 3 | 1 | 0 | 1 | 1 | 0 | 12 |
| Moore | 6-18 | 6-18 | 2-2 | 2 | 1 | 20 | 1 | 1 | 0 | 2 | 37 |
| Thompson | 0-3 | 0-1 | 0-0 | 3 | 5 | 0 | 3 | 4 | 0 | 1 | 34 |
| Capocci | 0-0 | 0-0 | 0-0 | 0 | 0 | 0 | 0 | 0 | 0 | 0 | 2 |
| Ryan | 0-1 | 0-0 | 4-4 | 2 | 2 | 4 | 4 | 0 | 0 | 3 | 18 |
| Mirkovic | 4-4 | 0-0 | 1-1 | 6 | 2 | 9 | 0 | 0 | 1 | 1 | 22 |
| Fruendt | 0-1 | 0-0 | 0-0 | 0 | 0 | 0 | 0 | 0 | 0 | 0 | 1 |
| Nash | 2-4 | 1-1 | 0-0 | 2 | 5 | 5 | 0 | 0 | 0 | 0 | 20 |
| Curletti | 0-1 | 0-0 | 0-0 | 0 | 2 | 0 | 0 | 2 | 0 | 0 | 7 |
| Williams | 0-0 | 0-0 | 0-0 | 1 | 0 | 0 | 1 | 0 | 0 | 0 | 4 |
| Team | | | | 2 | | | | | | | |
| Totals | 18-48 | 7-26 | 8-10 | 26 | 21 | 51 | 9 | 11 | 3 | 9 | 200 |
| | FG%: | .375 | | 3-PT%: | .269 | | | FT%: | .800 | | |

IOWA -- 56

| Name | FG | 3-PT | FT | RB | PF | TP | A | TO | BK | S | MN |
|---------------|--------------|--------------|--------------|---------------|-------------|-----------|-----------|-------------|-------------|----------|------------|
| Gatens | 3-6 | 3-6 | 4-4 | 2 | 4 | 13 | 0 | 2 | 0 | 1 | 25 |
| Tate | 0-1 | 0-0 | 2-2 | 5 | 1 | 2 | 0 | 0 | 0 | 0 | 13 |
| Bawinkel | 3-10 | 3-9 | 0-0 | 3 | 0 | 9 | 1 | 1 | 0 | 0 | 33 |
| Peterson | 3-10 | 3-6 | 7-8 | 4 | 2 | 16 | 5 | 6 | 0 | 4 | 40 |
| Kelly | 2-8 | 2-7 | 2-2 | 6 | 3 | 8 | 3 | 2 | 0 | 1 | 40 |
| Davis | 2-3 | 1-2 | 1-1 | 1 | 1 | 6 | 3 | 1 | 0 | 0 | 18 |
| Fuller | 0-0 | 0-0 | 0-0 | 2 | 0 | 0 | 0 | 3 | 0 | 0 | 4 |
| Cole | 1-2 | 0-0 | 0-1 | 7 | 2 | 2 | 0 | 2 | 1 | 0 | 27 |
| Team | | | | 3 | | | | | | | |
| Totals | 14-40 | 12-30 | 16-18 | 33 | 13 | 56 | 12 | 17 | 1 | 6 | 200 |
| | FG%: | .350 | | 3-PT%: | .400 | | | FT%: | .889 | | |

Score by Periods:

| | | | |
|--------------|----|----|----|
| Northwestern | 21 | 30 | 51 |
| Iowa | 24 | 32 | 56 |

Attendance: 12,555

2008-09 Game Summaries

(25) WISCONSIN 69, IOWA 52
February 11, 2009, Kohl Center, Madison, WI

Wisconsin scored seven points in the last 23 seconds of the first half to take a 36-24 halftime advantage and the Badgers went on to a 69-52 win over Iowa in Madison.

Iowa trailed by just five, 24-29, in the final minute of the half when the Badgers got a steal and a lay-up. Wisconsin added two free throws following a technical foul and closed the half with a three-point shot just before the buzzer. The last 23 seconds erased an Iowa rally that saw the Hawkeyes cut a 27-17 deficit to three points, 27-24, with two minutes remaining in the half. Iowa was guilty of 10 turnovers in the first half, which Wisconsin turned into 22 points.

Wisconsin used an 8-3 scoring advantage in the opening four minutes of the second half to increase its advantage to 44-27. Iowa cut the deficit to 12 points with eight minutes to play, but could get no closer.

Wisconsin shot 53.1% from the field in reversing an overtime loss to the Hawkeyes in Iowa City. The Badgers added 7-12 (58.3%) three-point shots and held a 27-21 rebounding advantage. Iowa ended the contest with 14 turnovers, as Wisconsin held a 29-8 margin in points off turnovers and an 18-6 advantage in second chance points. The Hawkeyes shot 50% from the field.

Jake Kelly led Iowa with 17 points, hitting 7-9 field goal attempts. Jeff Peterson added 10 points before leaving the game midway through the second half with an injury. Jarryd Cole led Iowa with eight rebounds.

IOWA -- 52

| Name | FG | 3-PT | FT | RB | PF | TP | A | TO | BK | S | MN |
|---------------|--------------|-------------|-------------|---------------|-----------|-------------|----------|-------------|----------|-------------|------------|
| Gatens | 2-7 | 0-2 | 2-2 | 1 | 2 | 6 | 0 | 3 | 0 | 1 | 29 |
| Cole | 2-3 | 0-0 | 1-2 | 8 | 3 | 5 | 0 | 1 | 0 | 1 | 26 |
| Bawinkel | 2-5 | 1-4 | 0-0 | 1 | 2 | 5 | 0 | 1 | 0 | 0 | 35 |
| Peterson | 2-7 | 1-2 | 3-4 | 1 | 0 | 10 | 2 | 1 | 0 | 1 | 29 |
| Kelly | 7-9 | 1-2 | 1-3 | 4 | 2 | 17 | 2 | 5 | 0 | 1 | 36 |
| Palmer | 1-1 | 1-1 | 0-2 | 0 | 4 | 3 | 0 | 0 | 0 | 0 | 16 |
| Brommer | 0-0 | 0-0 | 0-0 | 0 | 0 | 0 | 0 | 0 | 0 | 0 | 1 |
| Davis | 1-3 | 0-1 | 1-1 | 2 | 2 | 3 | 0 | 2 | 0 | 1 | 17 |
| Fuller | 1-3 | 1-3 | 0-0 | 2 | 1 | 3 | 0 | 1 | 0 | 0 | 11 |
| Team | | | | 2 | | | | | | | |
| Totals | 19-38 | 6-16 | 8-14 | 21 | 16 | 52 | 4 | 13 | 0 | 5 | 200 |
| | FG%: | .500 | | 3-PT%: | | .375 | | FT%: | | .571 | |

WISCONSIN -- 69

| Name | FG | 3-PT | FT | RB | PF | TP | A | TO | BK | S | MN |
|---------------|--------------|-------------|--------------|---------------|-----------|-------------|-----------|-------------|----------|-------------|------------|
| Landry | 3-9 | 1-2 | 2-3 | 2 | 3 | 9 | 2 | 1 | 1 | 0 | 27 |
| Leuer | 2-5 | 0-0 | 1-2 | 8 | 1 | 5 | 0 | 0 | 0 | 2 | 28 |
| Krabbenhoft | 7-10 | 0-1 | 2-3 | 6 | 2 | 16 | 3 | 2 | 2 | 2 | 34 |
| Hughes | 6-12 | 1-2 | 1-2 | 2 | 2 | 14 | 6 | 1 | 0 | 2 | 34 |
| Bohannon | 5-8 | 3-4 | 2-2 | 5 | 1 | 15 | 2 | 0 | 0 | 0 | 36 |
| Smith | 0-0 | 0-0 | 0-0 | 0 | 1 | 0 | 0 | 0 | 0 | 0 | 1 |
| Taylor | 0-1 | 0-0 | 0-0 | 0 | 3 | 0 | 1 | 0 | 0 | 0 | 6 |
| Valenryn | 0-0 | 0-0 | 0-0 | 0 | 0 | 0 | 0 | 0 | 0 | 0 | 1 |
| Cain | 0-0 | 0-0 | 0-0 | 0 | 0 | 0 | 0 | 0 | 0 | 0 | 1 |
| Jarmusz | 1-2 | 1-2 | 2-2 | 1 | 0 | 5 | 0 | 0 | 0 | 0 | 12 |
| Wilson | 0-0 | 0-0 | 0-0 | 0 | 0 | 0 | 0 | 1 | 0 | 0 | 3 |
| Gullikson | 0-0 | 0-0 | 0-0 | 1 | 1 | 0 | 0 | 0 | 0 | 0 | 7 |
| Gavinski | 0-0 | 0-0 | 0-0 | 0 | 0 | 0 | 0 | 0 | 0 | 0 | 1 |
| Nankivil | 2-2 | 1-2 | 0-0 | 0 | 1 | 50 | 1 | 1 | 0 | 0 | 9 |
| Team | | | | 2 | | | | | | | |
| Totals | 26-49 | 7-12 | 10-14 | 27 | 15 | 69 | 14 | 6 | 3 | 6 | 200 |
| | FG%: | .531 | | 3-PT%: | | .583 | | FT%: | | .714 | |

Score by Periods:

| | | | |
|--------------|----|----|----|
| Iowa | 24 | 28 | 52 |
| Northwestern | 36 | 33 | 69 |

Attendance: 17,230

(26) PURDUE 49, IOWA 45
February 14, 2009, Carver-Hawkeye Arena, Iowa City, IA

Iowa led 41-39 with 6:54 to play before No. 20/23 Purdue used a 10-4 scoring run to close the game to earn a 49-45 win over the Hawkeyes at Iowa City. Iowa played without both Cyrus Tate and Jeff Peterson, who missed the game with injuries.

The game was tied for the sixth and final time at 41 when Keaton Grant gave Purdue a 44-41 lead with 5:16 to play. Aaron Fuller scored after an offensive rebound to cut the deficit to one at the 4:38 mark. Neither team was able to score until 1:24 remained, when a basket by JaJuan Johnson gave Purdue a 46-43 advantage.

Iowa was unable to score on its next possession and needed a stop after a Purdue rebound. The Hawkeyes forced a missed shot, but Purdue got the offensive rebound with 17 seconds to play and Grant hit one of two free throws. Jake Kelly scored for Iowa with four seconds remaining before Purdue added two free throws for the final four point margin. Purdue made 3-4 free throws in the final minute and did not commit a foul in the last 7:26 of play.

Purdue led by as many as nine in the opening half before Iowa closed the gap to three. The Boilermakers led 25-20 at intermission after shooting 55.6% from the field. Iowa's defense improved in the second half, as Purdue shot just 40% and made just 1-9 three-point attempts. The Boilermakers were held under 50 points for just the second time in 25 games.

Iowa shot 36.2% from the field, but connected on just 2-19 three-point attempts, including missing all nine attempts in the second half. Iowa added 9-11 free throws and was guilty of just eight turnovers, a season low in Big Ten games.

Kelly led Iowa with 19 points, matching his career high. Jarryd Cole added a season-best 13 points and Kelly and Cole each collected five rebounds.

PURDUE -- 49

| Name | FG | 3-PT | FT | RB | PF | TP | A | TO | BK | S | MN |
|---------------|--------------|-------------|-------------|---------------|-----------|-------------|-----------|-------------|----------|-------------|------------|
| Johnson | 5-6 | 0-0 | 3-4 | 0 | 1 | 13 | 1 | 2 | 3 | 0 | 27 |
| Kramer | 1-3 | 0-1 | 0-1 | 6 | 3 | 2 | 2 | 1 | 0 | 1 | 31 |
| Grant | 2-6 | 2-5 | 1-2 | 3 | 3 | 7 | 2 | 2 | 0 | 0 | 32 |
| Jackson | 2-2 | 0-0 | 0-0 | 1 | 3 | 4 | 1 | 3 | 0 | 0 | 18 |
| Moore | 7-14 | 0-2 | 2-2 | 10 | 2 | 16 | 3 | 1 | 0 | 1 | 38 |
| Hummel | 1-7 | 0-5 | 0-2 | 4 | 0 | 2 | 1 | 0 | 2 | 0 | 24 |
| Riddell | 1-1 | 0-0 | 0-0 | 1 | 2 | 2 | 0 | 1 | 0 | 0 | 10 |
| Green | 1-1 | 1-1 | 0-0 | 1 | 0 | 3 | 0 | 0 | 0 | 0 | 8 |
| Calasan | 0-3 | 0-2 | 0-0 | 3 | 2 | 0 | 0 | 0 | 0 | 0 | 12 |
| Team | | | | 1 | | | | | | | |
| Totals | 20-43 | 3-16 | 6-11 | 30 | 16 | 49 | 10 | 10 | 5 | 2 | 200 |
| | FG%: | .465 | | 3-PT%: | | .188 | | FT%: | | .545 | |

IOWA -- 45

| Name | FG | 3-PT | FT | RB | PF | TP | A | TO | BK | S | MN |
|---------------|--------------|-------------|-------------|---------------|-----------|-------------|----------|-------------|----------|-------------|------------|
| Gatens | 2-13 | 0-4 | 0-0 | 1 | 3 | 4 | 2 | 1 | 0 | 1 | 40 |
| Cole | 4-5 | 0-0 | 5-6 | 5 | 2 | 13 | 0 | 1 | 0 | 1 | 32 |
| Bawinkel | 0-5 | 0-5 | 0-0 | 4 | 0 | 0 | 1 | 0 | 0 | 0 | 36 |
| Davis | 1-4 | 0-2 | 0-1 | 3 | 2 | 2 | 1 | 3 | 0 | 1 | 30 |
| Kelly | 8-17 | 1-6 | 2-2 | 5 | 2 | 19 | 1 | 2 | 1 | 0 | 38 |
| Palmer | 0-1 | 0-1 | 2-2 | 2 | 1 | 2 | 0 | 1 | 1 | 0 | 8 |
| Fuller | 2-2 | 1-1 | 0-0 | 3 | 2 | 5 | 0 | 0 | 0 | 0 | 16 |
| Team | | | | 5 | | | | | | | |
| Totals | 17-47 | 2-19 | 9-11 | 28 | 12 | 45 | 5 | 8 | 2 | 3 | 200 |
| | FG%: | .362 | | 3-PT%: | | .105 | | FT%: | | .818 | |

Score by Periods:

| | | | |
|--------|----|----|----|
| Purdue | 25 | 24 | 49 |
| Iowa | 20 | 25 | 45 |

Attendance: 14,665

2008-09 Game Summaries

(27) IOWA 70, MICHIGAN 60 (OT)

February 22, 2009, Carver-Hawkeye Arena, Iowa City, IA

Sporting new gold uniforms, Iowa rallied from a four-point deficit in the final minute to force overtime before securing a 70-60 win over Michigan. With three starters out of action due to injuries, four Hawkeyes played the entire 45 minutes. All five Iowa starters scored at least seven points and all five grabbed at least six rebounds. Iowa wore gold uniforms for the first time under Coach Todd Lickliter.

Iowa trailed 56-52 with 47 seconds to play when Matt Gatens connected on two free throws to cut the deficit in half. Gatens was then fouled on a rebound following a Michigan miss and his two free shots tied the game with 25 seconds remaining. The Wolverines missed a long three-point attempt at the buzzer.

Iowa dominated play in the overtime, scoring the first nine points. Michigan missed its first nine field goal attempts in the extra period and scored just two free throws before its only field goal came with 26 seconds remaining. Jake Kelly scored Iowa's first basket, then added a three-pointer and a lay-up after Gatens had given Iowa a four-point lead. Kelly sealed Iowa's second overtime win of the season with two final free throws.

Iowa had led by as many as 12 points (20-8) in the first half before Michigan scored 14 straight points for a 22-20 advantage. The Wolverines led 29-28 at intermission as Iowa won its third game of the season after trailing at halftime.

Kelly led Iowa with career-bests in points (23), assists (9), rebounds (8) and minutes (45). For his play, which included a standout defensive effort, Kelly was recognized as the Big Ten Conference Player of the Week.

Gatens added 16 points and six rebounds, Devan Bawinkel has 12 points and a career-high nine rebounds and Jarryd Cole had 10 points and seven rebounds. Iowa shot 47.1% from the field, 39.1% from three-point range and 72.2% from the free throw line. Iowa held a 40-33 rebounding advantage and had just 10 turnovers.

MICHIGAN -- 60

| Name | FG | 3-PT | FT | RB | PF | TP | A | TO | BK | S | MN |
|---------------|--------------|--------------|------------|---------------|-------------|-----------|-------------|-------------|----------|----------|------------|
| Sims | 5-14 | 1-3 | 2-3 | 8 | 4 | 13 | 0 | 1 | 1 | 0 | 41 |
| Novak | 4-11 | 3-8 | 0-0 | 5 | 1 | 11 | 1 | 1 | 0 | 0 | 41 |
| Douglass | 4-9 | 4-9 | 2-2 | 1 | 0 | 14 | 2 | 0 | 0 | 0 | 31 |
| Lee | 0-5 | 0-3 | 0-0 | 5 | 3 | 0 | 5 | 1 | 0 | 0 | 36 |
| Harris | 3-13 | 1-3 | 2-2 | 7 | 1 | 9 | 6 | 3 | 0 | 0 | 38 |
| Merritt | 2-3 | 2-3 | 0-0 | 1 | 1 | 6 | 2 | 0 | 0 | 1 | 14 |
| Shepherd | 0-0 | 0-0 | 0-0 | 0 | 1 | 0 | 1 | 0 | 0 | 0 | 3 |
| Lucas-Perry | 2-7 | 1-5 | 2-2 | 2 | 2 | 7 | 1 | 0 | 0 | 1 | 17 |
| Gibson | 0-0 | 0-0 | 0-0 | 0 | 3 | 0 | 0 | 2 | 1 | 0 | 4 |
| Team | | | | 4 | | | | | | | |
| Totals | 20-62 | 12-34 | 8-9 | 33 | 16 | 60 | 18 | 8 | 2 | 2 | 225 |
| | FG%: | .323 | | 3-PT%: | .353 | | FT%: | .889 | | | |

IOWA -- 70

| Name | FG | 3-PT | FT | RB | PF | TP | A | TO | BK | S | MN |
|---------------|--------------|-------------|--------------|---------------|-------------|-----------|-------------|-------------|----------|----------|------------|
| Fuller | 3-9 | 1-4 | 0-2 | 6 | 1 | 7 | 1 | 1 | 1 | 0 | 45 |
| Cole | 5-6 | 0-0 | 0-1 | 7 | 1 | 10 | 1 | 3 | 0 | 0 | 38 |
| Gatens | 4-10 | 1-4 | 7-9 | 6 | 2 | 16 | 3 | 3 | 2 | 0 | 45 |
| Bawinkel | 4-8 | 4-8 | 0-0 | 9 | 3 | 12 | 0 | 0 | 0 | 1 | 45 |
| Kelly | 8-17 | 3-6 | 4-4 | 8 | 1 | 23 | 9 | 2 | 0 | 2 | 45 |
| Palmer | 0-1 | 0-1 | 0-0 | 0 | 0 | 0 | 0 | 0 | 0 | 0 | 3 |
| Tate | 0-0 | 0-0 | 2-2 | 1 | 12 | 0 | 1 | 0 | 0 | 4 | 4 |
| Team | | | | 3 | | | | | | | |
| Totals | 24-51 | 9-23 | 13-18 | 40 | 9 | 70 | 14 | 10 | 3 | 3 | 225 |
| | FG%: | .471 | | 3-PT%: | .391 | | FT%: | .722 | | | |

Score by Periods:

| | | | | |
|----------|----|----|----|----|
| Michigan | 29 | 27 | 4 | 60 |
| Iowa | 28 | 28 | 14 | 70 |

Attendance: 14,642

(28) MICHIGAN STATE 62, IOWA 54

February 25, 2009, Breslin Center, East Lansing, MI

Iowa shot 55% from the field in the second half, but it wasn't enough in a 62-54 loss at No. 9/9 Michigan State Wednesday. The Hawkeyes were aided by the return of forward Cyrus Tate, who contributed seven points and three rebounds in 17 minutes. However, guards Jeff Peterson and Jermain Davis were withheld due to injuries.

The Hawkeyes struggled with their shooting in the early going, shooting just 35% in the first half as the Spartans built a 32-22 advantage at the break. Iowa hit just 4-13 (30.8%) three-point shots in the opening half and shot just 28.6% (6-21) from three-point range for the game.

Iowa rallied in the second half, hitting 11-20 field goal attempts and 8-9 free throws. Iowa closed the deficit to five points, 48-43, with 8:27 remaining on a basket by Jake Kelly. Michigan State answered with six straight free throws over the next three minutes, building a 54-43 advantage. Iowa stayed within eight points in the closing minutes, but could get no closer than the final margin.

Iowa ended the contest shooting 45% from the field and 92.3% (12-13) from the free throw line. Michigan State shot 44.7% from the field and held a 33-19 rebounding advantage. The Spartans held a 30-7 advantage in bench scoring and a 20-12 advantage in the paint.

Kelly again led Iowa, contributing 20 points, five rebounds and four assists. Aaron Fuller added 10 points and Matt Gatens scored nine. Kelly, Gatens and Devan Bawinkel played all 40 minutes.

IOWA -- 54

| Name | FG | 3-PT | FT | RB | PF | TP | A | TO | BK | S | MN |
|---------------|--------------|-------------|--------------|---------------|-------------|-----------|-------------|-------------|----------|----------|------------|
| Gatens | 3-6 | 0-2 | 3-3 | 1 | 3 | 9 | 2 | 2 | 0 | 2 | 40 |
| Bawinkel | 1-6 | 1-6 | 0-0 | 1 | 2 | 3 | 1 | 2 | 0 | 0 | 40 |
| Fuller | 3-9 | 3-7 | 1-2 | 3 | 4 | 10 | 0 | 1 | 0 | 2 | 33 |
| Kelly | 7-13 | 2-5 | 4-4 | 5 | 2 | 20 | 4 | 6 | 1 | 0 | 40 |
| Cole | 2-3 | 0-0 | 1-1 | 2 | 4 | 5 | 0 | 1 | 1 | 0 | 23 |
| Palmer | 0-1 | 0-1 | 0-0 | 0 | 2 | 0 | 0 | 0 | 0 | 0 | 7 |
| Tate | 2-2 | 0-0 | 3-3 | 3 | 3 | 7 | 0 | 2 | 0 | 0 | 17 |
| Team | | | | 4 | | | | | | | |
| Totals | 18-40 | 6-21 | 12-13 | 19 | 20 | 54 | 7 | 16 | 2 | 4 | 200 |
| | FG%: | .450 | | 3-PT%: | .286 | | FT%: | .923 | | | |

MICHIGAN STATE -- 62

| Name | FG | 3-PT | FT | RB | PF | TP | A | TO | BK | S | MN |
|---------------|--------------|-------------|--------------|---------------|-------------|-----------|-------------|-------------|----------|----------|------------|
| Lucas | 2-6 | 0-1 | 0-0 | 1 | 1 | 4 | 6 | 3 | 0 | 1 | 32 |
| Walton | 1-2 | 0-0 | 1-4 | 1 | 1 | 3 | 6 | 1 | 0 | 1 | 29 |
| Roe | 6-7 | 0-0 | 4-6 | 3 | 2 | 16 | 1 | 0 | 1 | 0 | 22 |
| Suton | 1-5 | 0-1 | 7-8 | 4 | 1 | 9 | 2 | 1 | 1 | 0 | 30 |
| Summers | 0-1 | 0-1 | 0-0 | 3 | 0 | 0 | 1 | 1 | 0 | 0 | 6 |
| Morgan | 2-7 | 0-1 | 0-1 | 3 | 5 | 4 | 0 | 1 | 0 | 0 | 18 |
| Allen | 3-8 | 2-6 | 0-0 | 5 | 1 | 8 | 1 | 3 | 0 | 1 | 24 |
| Thornton | 0-1 | 0-1 | 0-0 | 1 | 0 | 0 | 0 | 0 | 0 | 0 | 2 |
| Green | 2-2 | 0-0 | 0-0 | 5 | 2 | 4 | 0 | 1 | 0 | 0 | 15 |
| Lucious | 4-7 | 4-7 | 0-0 | 0 | 0 | 12 | 0 | 1 | 0 | 0 | 15 |
| Gray | 0-1 | 0-0 | 2-2 | 1 | 3 | 2 | 0 | 2 | 0 | 0 | 7 |
| Team | | | | 6 | | | | | | | |
| Totals | 21-47 | 6-18 | 14-21 | 33 | 16 | 62 | 17 | 14 | 2 | 4 | 200 |
| | FG%: | .447 | | 3-PT%: | .333 | | FT%: | .667 | | | |

Score by Periods:

| | | | |
|----------------|----|----|----|
| Iowa | 22 | 32 | 54 |
| Michigan State | 32 | 30 | 62 |

Attendance: 14,759

2008-09 Game Summaries

(29) NORTHWESTERN 55, IOWA 49
February 28, 2009, Welsh-Ryan Arena, Evanston, IL

Northwestern connected on five straight three-point field goals late in the second half to rally to a 55-49 win over Iowa at Evanston.

Iowa's Jake Kelly hit a three-point basket with 11 minutes remaining to give the Hawkeyes a 39-32 advantage, their biggest of the afternoon.

Northwestern then found its touch from three-point range, rallying to take a 47-43 advantage with 6:20 to play. Iowa answered with baskets by Jarryd Cole and Kelly to tie the score with 4:31 remaining. Kevin Coble scored to give the Wildcats a two point advantage at the 4:16 mark.

Neither team scored until the final minute, when a three-pointer by Craig Moore gave the Wildcats a 52-47 advantage with 54 seconds remaining.

Matt Gatens scored for the Hawkeyes with 31 seconds to play before the Wildcats added 3-4 free throws to seal the win and earn a split for the season.

Northwestern had led by as many as seven points in the first half, but Iowa rallied and trailed by just one, 23-22, at halftime after a three-point basket by Kelly with 29 seconds left in the period.

Solid defense was the name of the game, as Northwestern shot just 40.9% from the field and Iowa shot 37.3%. The Wildcats made 9-24 (37.5%) three-point attempts, while Iowa made 7-25 (28%). Northwestern held a 10-4 scoring advantage from the foul line as Iowa hit just 4-8 free shots. The Hawkeyes won the rebounding battle, 31-30, and were guilty of just nine turnovers.

Kelly led Iowa in scoring for the fifth straight game, matching a career-high with 23 points. Gatens, with 11, was the only other Hawkeye with more than four points. Cole led Iowa with seven rebounds, while Kelly added five and had three assists. Cyrus Tate, played 27 minutes and added five rebounds and two steals.

IOWA -- 49

| Name | FG | 3-PT | FT | RB | PF | TP | A | TO | BK | S | MN |
|---------------|--------------|-------------|------------|---------------|-------------|-----------|----------|-------------|-------------|----------|------------|
| Fuller | 1-3 | 1-3 | 0-0 | 1 | 4 | 3 | 0 | 1 | 0 | 0 | 20 |
| Cole | 2-6 | 0-0 | 0-0 | 7 | 1 | 4 | 0 | 0 | 1 | 1 | 36 |
| Bawinkel | 1-6 | 1-6 | 0-0 | 1 | 2 | 3 | 0 | 0 | 0 | 0 | 36 |
| Kelly | 8-17 | 4-9 | 3-4 | 5 | 3 | 23 | 3 | 2 | 0 | 0 | 40 |
| Gatens | 5-11 | 1-5 | 0-0 | 4 | 2 | 11 | 3 | 3 | 0 | 0 | 29 |
| Davis | 1-3 | 0-2 | 0-0 | 3 | 0 | 2 | 2 | 0 | 0 | 0 | 12 |
| Tate | 1-5 | 0-0 | 1-4 | 5 | 5 | 3 | 0 | 2 | 0 | 2 | 27 |
| Team | | | | 5 | | | | 1 | | | |
| Totals | 19-51 | 7-25 | 4-8 | 31 | 17 | 49 | 8 | 9 | 1 | 3 | 200 |
| | FG%: | .373 | | 3-PT%: | .280 | | | FT%: | .500 | | |

NORTHWESTERN -- 55

| Name | FG | 3-PT | FT | RB | PF | TP | A | TO | BK | S | MN |
|---------------|--------------|-------------|--------------|---------------|-------------|-----------|-----------|-------------|-------------|----------|------------|
| Shurna | 3-6 | 1-2 | 0-0 | 4 | 2 | 7 | 1 | 0 | 2 | 0 | 27 |
| Coble | 7-14 | 2-3 | 0-1 | 9 | 1 | 16 | 3 | 2 | 3 | 1 | 35 |
| Rowley | 2-3 | 0-0 | 0-0 | 1 | 1 | 4 | 0 | 0 | 1 | 0 | 13 |
| Moore | 2-11 | 2-11 | 5-5 | 4 | 2 | 11 | 2 | 3 | 0 | 1 | 39 |
| Thompson | 4-8 | 4-7 | 2-2 | 2 | 0 | 14 | 4 | 1 | 1 | 2 | 40 |
| Mirkovic | 0-1 | 0-0 | 3-4 | 0 | 3 | 3 | 2 | 0 | 0 | 0 | 25 |
| Nash | 0-1 | 0-1 | 0-0 | 3 | 2 | 0 | 1 | 1 | 0 | 0 | 20 |
| Ryan | 0-0 | 0-0 | 0-0 | 1 | 0 | 0 | 0 | 0 | 0 | 0 | 1 |
| Team | | | | 6 | | | | 3 | | | |
| Totals | 18-44 | 9-24 | 10-12 | 30 | 11 | 55 | 13 | 10 | 7 | 4 | 200 |
| | FG%: | .409 | | 3-PT%: | .375 | | | FT%: | .833 | | |

Score by Periods:

| | | | |
|--------------|----|----|----|
| Iowa | 22 | 27 | 49 |
| Northwestern | 23 | 32 | 55 |

Attendance: 6,473

(30) OHIO STATE 60, IOWA 58
March 3, 2009, Carver-Hawkeye Arena, Iowa City, IA

For the second time this season, Iowa was unable to connect on a three-point shot in the final seconds against Ohio State, as the Buckeyes escaped Iowa City with a 60-58 win. OSU defeated Iowa 68-65 earlier at Columbus.

Iowa and Ohio State battled the entire game as the second meeting featured 10 ties and 14 lead changes. OSU never led by more than four points, while Iowa held an eight point advantage in the first half before leading 32-30 at intermission.

Iowa built the advantage to eight again early in the second half before OSU rallied to tie the score at 40 with 14:45 to play. Neither team led by more than three points the rest of the game.

Devan Bawinkel's eighth and final three-point basket gave Iowa a 55-54 advantage, but OSU responded with two baskets in the lane for a 58-55 lead. Jake Kelly tied the score for the final time with a three-point basket with 2:28 to play.

Ohio State scored the final points when Evan Turner hit from the lane with 2:09 remaining. Iowa had opportunities in the closing seconds, but could not convert. The Buckeyes blocked a lay-up attempt with seven seconds to play, but then missed a free throw to give Iowa a final chance. Kelly got the ball to Jermain Davis on the wing, but his final three-point attempt bounced away at the final buzzer.

Ohio State scored 26 points in the paint while shooting 55.6% from the field, including 63.6% (14-22) in the second half.

Iowa shot 42.2% from the field, including 41.4% from three-point range. Bawinkel hit 8-13 treys to lead the way with a career-best 24 points. Kelly added 19 points and a career-high 11 rebounds for his first career double-double. Matt Gatens added 11 points, three assists and two steals.

OHIO STATE -- 60

| Name | FG | 3-PT | FT | RB | PF | TP | A | TO | BK | S | MN |
|---------------|--------------|-------------|------------|---------------|-------------|-----------|-----------|-------------|-------------|----------|------------|
| Lauderdale | 2-2 | 0-0 | 0-1 | 4 | 2 | 4 | 0 | 2 | 3 | 0 | 17 |
| Hill | 2-3 | 1-2 | 0-0 | 2 | 3 | 5 | 0 | 1 | 1 | 0 | 25 |
| Turner | 10-17 | 0-0 | 2-3 | 5 | 2 | 22 | 9 | 3 | 1 | 0 | 37 |
| Diebler | 4-7 | 4-7 | 0-0 | 5 | 1 | 12 | 2 | 3 | 0 | 1 | 40 |
| Buford | 3-6 | 1-2 | 0-0 | 3 | 4 | 7 | 1 | 2 | 0 | 1 | 23 |
| Simmons | 1-4 | 1-3 | 0-0 | 2 | 2 | 3 | 3 | 0 | 0 | 0 | 16 |
| Offutt | 1-1 | 0-0 | 0-0 | 0 | 0 | 2 | 1 | 0 | 0 | 0 | 16 |
| Madsen | 0-1 | 0-0 | 0-0 | 0 | 1 | 0 | 0 | 1 | 0 | 0 | 4 |
| Mullens | 2-4 | 0-0 | 1-2 | 5 | 1 | 5 | 1 | 0 | 0 | 0 | 22 |
| Team | | | | 3 | | | | | | | |
| Totals | 25-45 | 7-14 | 3-6 | 29 | 16 | 60 | 17 | 12 | 5 | 2 | 200 |
| | FG%: | .556 | | 3-PT%: | .500 | | | FT%: | .500 | | |

IOWA -- 58

| Name | FG | 3-PT | FT | RB | PF | TP | A | TO | BK | S | MN |
|---------------|--------------|--------------|-------------|---------------|-------------|-----------|-----------|-------------|-------------|----------|------------|
| Fuller | 0-2 | 0-2 | 0-0 | 1 | 1 | 0 | 2 | 0 | 0 | 0 | 16 |
| Cole | 1-2 | 0-0 | 0-0 | 2 | 3 | 2 | 0 | 0 | 0 | 0 | 24 |
| Gatens | 4-8 | 2-4 | 1-2 | 1 | 3 | 11 | 3 | 0 | 0 | 2 | 40 |
| Bawinkel | 8-13 | 8-13 | 0-0 | 1 | 0 | 24 | 2 | 2 | 0 | 0 | 38 |
| Kelly | 5-12 | 2-6 | 7-8 | 11 | 1 | 19 | 2 | 4 | 0 | 2 | 40 |
| Davis | 0-5 | 0-3 | 0-0 | 0 | 1 | 0 | 4 | 1 | 0 | 0 | 21 |
| Tate | 1-2 | 0-0 | 0-0 | 2 | 4 | 2 | 0 | 2 | 1 | 1 | 21 |
| Team | | | | 3 | | | | 1 | | | |
| Totals | 19-45 | 12-29 | 8-10 | 21 | 13 | 58 | 13 | 10 | 1 | 5 | 200 |
| | FG%: | .422 | | 3-PT%: | .414 | | | FT%: | .800 | | |

Score by Periods:

| | | | |
|------------|----|----|----|
| Ohio State | 30 | 30 | 60 |
| Iowa | 32 | 26 | 58 |

Attendance: 10,388

2008-09 Game Summaries

(31) IOWA 75, PENN STATE 67 (2 OT)
 March 7, 2009, Carver-Hawkeye Arena, Iowa City, IA

Iowa scored the final 11 points of the second overtime period to end the regular season with a 75-67 double overtime win over Penn State in Carver-Hawkeye Arena.

Penn State took a 67-64 lead to start the second extra session before Devan Bawinkel tied the score with a three-pointer. Penn State missed three shots in trying to take the lead before Jarryd Cole hit a free throw to give Iowa a one point advantage. Penn State turned the ball over on its next possession and Jake Kelly banked in a three-point shot to give Iowa a 71-67 advantage with 55 seconds remaining. Matt Gatens and Cole each added a pair of free throws in the final seconds to secure the win and give Iowa a season split with the Nittany Lions.

Iowa seemed in control late in regulation, as Gatens scored on a lay-up with 2:41 to play to give Iowa a 51-42 advantage. Penn State forced Iowa turnovers with its full court press and got to the free throw line in the closing minutes. The visitors took a two point lead with 34 seconds to play before Cole scored from the lane with 10 seconds left to force the overtime.

Each team led in the first overtime, with Penn State scoring on a three-point basket to tie the game with 35 seconds remaining. Iowa held for a final shot, but Kelly missed a three-point attempt at the buzzer.

Kelly, who was playing with a virus, led Iowa with 22 points and a career-high 11 assists. Senior Cyrus Tate, in his final home game, added 15 points and 10 rebounds, hitting 7-9 field goals. Cole added 14 points (5-5 FG's) and a career-best 11 rebounds and Gatens had 12 points, six rebounds and four assists.

Iowa shot 46.6% from the field and made 10-30 (33.3%) three-point attempts. The Hawkeye defense held Penn State to 38.5% shooting from the field, including 25% (7-28) from three-point range. Iowa also held a 43-32 rebounding advantage.

PENN STATE -- 67

| Name | FG | 3-PT | FT | RB | PF | TP | A | TO | BK | S | MN |
|---------------|--------------|-------------|--------------|---------------|-------------|-----------|-------------|-------------|----------|----------|------------|
| Cornley | 4-12 | 2-3 | 0-0 | 1 | 1 | 10 | 1 | 1 | 0 | 0 | 46 |
| Jackson | 0-2 | 0-1 | 0-0 | 2 | 2 | 0 | 1 | 1 | 0 | 1 | 25 |
| Jones | 4-6 | 0-0 | 0-0 | 5 | 4 | 8 | 0 | 3 | 0 | 0 | 38 |
| Pringle | 6-15 | 2-8 | 1-1 | 3 | 1 | 15 | 6 | 2 | 0 | 2 | 42 |
| Battle | 8-20 | 1-8 | 9-11 | 10 | 5 | 26 | 3 | 1 | 0 | 1 | 47 |
| Babb | 0-1 | 0-1 | 0-0 | 0 | 0 | 0 | 0 | 0 | 0 | 0 | 2 |
| Woodyard | 1-2 | 1-2 | 0-0 | 1 | 0 | 3 | 1 | 1 | 0 | 0 | 14 |
| Brooks | 1-1 | 0-0 | 0-0 | 0 | 1 | 2 | 0 | 0 | 0 | 1 | 10 |
| Morrissey | 1-6 | 1-5 | 0-0 | 3 | 4 | 3 | 1 | 0 | 0 | 0 | 24 |
| Ott | 0-0 | 0-0 | 0-0 | 0 | 1 | 0 | 0 | 0 | 0 | 0 | 2 |
| Team | | | | 7 | | | | | | | |
| Totals | 25-65 | 7-28 | 10-12 | 32 | 19 | 67 | 13 | 9 | 0 | 5 | 250 |
| | FG%: | .385 | | 3-PT%: | .250 | | FT%: | .833 | | | |

IOWA -- 75

| Name | FG | 3-PT | FT | RB | PF | TP | A | TO | BK | S | MN |
|---------------|--------------|--------------|--------------|---------------|-------------|-----------|-------------|-------------|----------|----------|------------|
| Fuller | 0-1 | 0-1 | 0-0 | 2 | 1 | 0 | 0 | 2 | 0 | 0 | 10 |
| Tate | 7-9 | 0-0 | 1-4 | 10 | 0 | 15 | 1 | 1 | 1 | 0 | 42 |
| Gatens | 3-12 | 2-8 | 4-4 | 6 | 3 | 12 | 4 | 0 | 1 | 0 | 50 |
| Bawinkel | 3-8 | 3-8 | 0-0 | 5 | 2 | 9 | 2 | 0 | 0 | 0 | 50 |
| Kelly | 8-16 | 4-8 | 2-2 | 4 | 3 | 22 | 11 | 5 | 2 | 2 | 47 |
| Davis | 1-7 | 1-5 | 0-0 | 1 | 0 | 3 | 0 | 0 | 0 | 0 | 16 |
| Cole | 5-5 | 0-0 | 4-7 | 11 | 2 | 14 | 0 | 3 | 0 | 1 | 35 |
| Team | | | | 4 | | | | | | | |
| Totals | 27-58 | 10-30 | 11-17 | 43 | 11 | 75 | 18 | 11 | 4 | 3 | 250 |
| | FG%: | .466 | | 3-PT%: | .333 | | FT%: | .647 | | | |

Score by Periods:

| | | | | | |
|------------|----|----|---|----|----|
| Penn State | 24 | 32 | 8 | 3 | 67 |
| Iowa | 24 | 32 | 8 | 11 | 75 |

Attendance: 14,094

(32) MICHIGAN 73, IOWA 45
 March 12, 2009, Consecro Fieldhouse, Indianapolis, IN

Iowa and Michigan traded baskets for the first five minutes, but after that it was all Michigan as Iowa ended its season with a 73-45 loss to the Wolverines in the first round of the Big Ten Tournament.

Iowa trailed 8-7 after five minutes before Michigan used a 17-2 scoring over the next six minutes to take a 25-9 advantage. Iowa closed the deficit to eight, 25-17, with six minutes remaining in the half before another scoring run by the Wolverines. Michigan outscored Iowa 15-2 over the remainder of the period and led 40-19 at intermission.

Michigan shot 68.2% from the field in the first half, making 15-22 field goal attempts and 5-10 three-point shots. Iowa had trouble finding its shooting touch, hitting just 26.1% (6-23) from the field and 37.5% (3-8) from three-point range.

Iowa scored the first basket of the second half, but Michigan took control from there and was never threatened. Michigan's DeShawn Sims led all scorers with 27 points, connecting on 12-16 field goal attempts. Sims connected on his first seven field goal attempts in scoring Michigan's first 14 points.

The Wolverines shot 59.2% (29-49) from the field and 45.5% (10-22) from three-point range while making all five of their free throw attempts. Iowa improved to 40.9% shooting in the second half, but made just 4-17 (23.5%) three-point attempts to match its lowest percentage of the season.

Iowa held a 28-23 rebounding edge, but was also guilty of 17 turnovers. Michigan collected nine steals and held a 24-2 advantage in points off turnovers.

Iowa was led by senior Cyrus Tate in his final game as a Hawkeye. Tate scored 12 points (4-5 FG's, 4-6 FT's) and added four rebounds. Jake Kelly added 10 points and seven rebounds and Jarryd Cole had eight points.

IOWA -- 45

| Name | FG | 3-PT | FT | RB | PF | TP | A | TO | BK | S | MN |
|---------------|--------------|-------------|--------------|---------------|-------------|-----------|-------------|-------------|----------|----------|------------|
| Fuller | 3-8 | 1-5 | 0-0 | 6 | 1 | 7 | 0 | 2 | 0 | 0 | 25 |
| Gatens | 1-10 | 0-3 | 0-0 | 2 | 2 | 2 | 1 | 4 | 0 | 3 | 31 |
| Cole | 2-5 | 0-0 | 4-4 | 3 | 3 | 8 | 0 | 2 | 0 | 0 | 24 |
| Bawinkel | 2-3 | 2-3 | 0-0 | 2 | 0 | 6 | 2 | 2 | 0 | 1 | 37 |
| Kelly | 3-11 | 1-4 | 3-4 | 7 | 4 | 10 | 2 | 5 | 0 | 0 | 37 |
| Angle | 0-1 | 0-1 | 0-0 | 0 | 0 | 0 | 1 | 0 | 0 | 0 | 3 |
| Davis | 0-2 | 0-1 | 0-0 | 2 | 0 | 0 | 1 | 0 | 1 | 0 | 17 |
| Tate | 4-5 | 0-0 | 4-6 | 4 | 2 | 12 | 1 | 1 | 0 | 1 | 26 |
| Team | | | | 2 | | | | | | | |
| Totals | 15-45 | 4-17 | 11-14 | 28 | 12 | 45 | 8 | 17 | 1 | 5 | 200 |
| | FG%: | .333 | | 3-PT%: | .235 | | FT%: | .786 | | | |

MICHIGAN -- 73

| Name | FG | 3-PT | FT | RB | PF | TP | A | TO | BK | S | MN |
|---------------|--------------|--------------|------------|---------------|-------------|-----------|-------------|--------------|----------|----------|------------|
| Novak | 1-2 | 1-2 | 0-0 | 2 | 1 | 3 | 3 | 1 | 0 | 1 | 31 |
| Douglass | 3-6 | 2-4 | 0-0 | 4 | 1 | 8 | 2 | 0 | 1 | 1 | 25 |
| Lee | 1-2 | 0-1 | 0-0 | 1 | 4 | 2 | 5 | 2 | 0 | 1 | 21 |
| Harris | 7-11 | 3-5 | 1-1 | 7 | 1 | 18 | 8 | 4 | 1 | 1 | 34 |
| Sims | 12-16 | 1-2 | 2-2 | 2 | 1 | 27 | 1 | 1 | 0 | 3 | 30 |
| Wright | 0-0 | 0-0 | 0-0 | 2 | 0 | 0 | 0 | 1 | 0 | 1 | 8 |
| Merritt | 1-2 | 1-2 | 2-2 | 0 | 3 | 5 | 1 | 1 | 0 | 1 | 18 |
| Shepherd | 0-0 | 0-0 | 0-0 | 1 | 0 | 0 | 0 | 0 | 0 | 0 | 5 |
| Puls | 0-1 | 0-1 | 0-0 | 0 | 1 | 0 | 0 | 0 | 0 | 0 | 1 |
| Lucas-Perry | 2-4 | 2-4 | 0-0 | 4 | 0 | 6 | 2 | 0 | 0 | 0 | 15 |
| Gibson | 2-5 | 0-1 | 0-0 | 0 | 1 | 4 | 0 | 1 | 1 | 0 | 9 |
| Grady | 0-0 | 0-0 | 0-0 | 0 | 0 | 0 | 0 | 0 | 0 | 0 | 3 |
| Totals | 29-49 | 10-22 | 5-5 | 23 | 13 | 73 | 22 | 11 | 3 | 9 | 200 |
| | FG%: | .592 | | 3-PT%: | .455 | | FT%: | 1.000 | | | |

Score by Periods:

| | | | |
|----------|----|----|----|
| Iowa | 19 | 26 | 45 |
| Michigan | 40 | 33 | 73 |

Attendance: 12,174