

January 16, 2007

Iowa at Indiana

Assembly Hall

Iowa Hawkeyes (10-7, 2-1)

							Pts.	Reb.	FG%	FT%
34	Tyler Smith	F	6-7	219	Fr.	Pulaski, TN (Hargrave Military)	15.0	4.6	.471	.706
44	Cyrus Tate	F	6-8	240	So.	Chicago, IL (Northeast, NE CC)	4.6	4.1	.450	.735
53	Seth Gorney	F	7-0	245	Jr.	Vandalia, OH (Butler)	5.9	3.8	.542	.846
1	Adam Haluska	G	6-5	210	Sr.	Carroll, IA (Carroll)	20.3	4.1	.418	.895
35	Mike Henderson	G	6-3	200	Sr.	Waterloo, IA (East)	5.0	1.3	.395	.727

Indiana Hoosiers (12-4, 3-1)

3	D.J. White	F	6-9	251	Jr.	Tuscaloosa, AL (Hillcrest)	13.3	7.3	.518	.651
22	Lance Stemler	F	6-8	210	Jr.	Columbia, IL (Southwest ILL CC)	9.1	4.5	.426	.850
1	Armon Bassett	G	6-1	176	Fr.	Terre Haute, IN (Hargrave Military Acad.)	8.7	2.4	.395	.774
10	Roderick Wilmont	G	6-4	203	Sr.	Miramar, FL (Miramar)	10.8	6.4	.419	.667
51	Earl Calloway	G	6-3	173	Sr.	Atlanta, GA (Georgia Perimeter JC)	10.4	3.0	.500	.797

THE SETTING

Iowa (10-7 2-1) plays the first of two straight road games when the Hawkeyes travel to Indiana (12-4, 3-1) Tuesday, Jan. 16. Game time is 6:03 p.m. CT at Assembly Hall (17,456).

Iowa defeated Minnesota 60-49 Saturday in Iowa City. The Hawkeyes have won five of their last six games and eight of 11 overall. Indiana defeated Penn State 84-74 Saturday on the road, winning its third straight game after opening conference play with a loss at Ohio State.

ON THE AIR

Radio: Iowa games are broadcast on the Hawkeye Radio Network. Gary Dolphin handles the play-by-play, along with color commentator Bob Hansen. The Hawkeye Radio Network coverage includes a 60-minute pre-game show.

Television: ESPN will carry the game to a national cable audience. Brent Musberger, Steve Lavin and Erin Andrews will call the action.

IOWA HISTORY

Iowa has played 2,394 games since beginning basketball in 1902. Overall Iowa's record is 1,431-963 (.598). That includes an 897-307 (.745) record in home games, a 534-656 (.449) record in games away from Iowa City, a 677-659 (.507) mark in Big Ten games and a 303-81 (.789) record in Carver-Hawkeye Arena.

HAWKEYES SET ARENA RECORD

With the 60-49 win over Minnesota, Iowa improved its home winning streak in Big Ten Conference games to 11 straight, the longest conference winning streak in the history of Carver-Hawkeye Arena, which opened in 1983.

Iowa has not lost a Big Ten home game since a 75-65 loss to Illinois on Feb. 19, 2005. Iowa has won nine straight conference games in Carver-Hawkeye Arena on two occasions, the last occurring during the 1995-96 and 1996-97 seasons.

Iowa's record for consecutive home wins in league play is 14 straight. That mark was set during the 1980-81 and 1981-82 seasons when home games were played at the Iowa Field House.

Schedule/Results

Record: 10-7 (2-1)

Nov. 13	The Citadel	W	75-53
* Nov. 17	Toledo	W	78-65
* Nov. 19	Alabama	L	60-72
* Nov. 20	Villanova	L	60-89
Nov. 25	at Arizona State	L	64-67
Nov. 29	at Virginia Tech	L	65-69
+ Dec. 1	TX-Pan American	W	62-46
+ Dec. 2	Coppin State	W	83-67
Dec. 5	Northern Iowa	L	55-57
Dec. 8	Iowa State	W	77-59
Dec. 16	at Drake	L	59-75
Dec. 20	Georgia State	W	101-59
Dec. 23	Texas Southern	W	90-63
Dec. 30	Cornell	W	65-50
Jan. 4	Michigan State	W	62-60
Jan. 10	at Illinois	L	70-74
Jan. 13	Minnesota	W	60-49

Jan. 16	at Indiana, 6:05 pm CT
Jan. 20	at Ohio State, 7:05 pm CT
Jan. 24	Penn State, 7:05 pm
Jan. 28	Wisconsin, 12:05 pm
Jan. 31	at Michigan, 7:05 pm CT
Feb. 3	Indiana, 1:05 pm
Feb. 7	at Minnesota, 7:05 pm
Feb. 10	at Wisconsin, 1:05 pm
Feb. 14	Northwestern, 7:05 pm
Feb. 17	at Mich. State, 1:32 pm, CT
Feb. 21	Purdue, 8:05 pm
Feb. 27-28	at Penn State, TBA
Mar. 3	Illinois, TBA
Mar. 8-11	Big Ten Tournament

* - - Paradise Jam

+ - - Hawkeye Challenge, Iowa City

All times listed are Central Time

Coach Steve Alford

Steve Alford (pronounced ALL-ford) is in his eighth season as head coach at the University of Iowa and his 16th season as a college head coach. Alford holds a career record of 301-176 (.631), including a 145-99 (.594) record at Iowa, a 78-29 (.729) record in four seasons (1992-95) at Div. III Manchester College and a four-year record (1996-99) of 78-48 (.619) at Southwest Missouri State.



Alford ranks third among Iowa's head basketball coaches in career wins. Alford's 301 career victories are the most in the nation among all head coaches who are 42-years old or younger.

Alford has posted a 13-5 record in the Big Ten Conference Tournament, leading the Hawkeyes to the tournament title in both 2001 and 2006. His total wins and winning percentage in the event rank tops among all Big Ten coaches. Alford is 54-61 (.470) in Big Ten games and led Iowa to a second place finish (11-5) in the 2006 regular season. Alford is 8-7 in the NCAA Tournament (3-4 in Div. I and 5-3 in Div. III) and 2-4 in the NIT.

Alford is the only Iowa coach to lead his Hawkeye teams to six consecutive winning seasons. Iowa has advanced to post-season action in each of the past six years and the Hawkeyes have won 20 or more games in three of his seven seasons. Alford led Iowa into the second round of the 2001 NCAA Tournament in his second season and the Hawkeyes returned to the NCAA Tournament in 2005 and 2006. Iowa advanced to the NIT in 2002, 2003 and 2004.

Alford led Southwest Missouri State to the NCAA Sweet 16 in 1999 and in 1995 Manchester advanced to the NCAA championship game before suffering its first defeat of the season.

Alford is a 1987 graduate of Indiana, where he led the Hoosiers to the 1987 NCAA title. Alford was a member of the 1984 U. S. Olympic team that earned the Gold Medal and he was the 26th player selected in the NBA Draft following his senior season. Alford played four seasons in the NBA before beginning his coaching career.

At Indiana, Alford started 120 of 125 games in four seasons. He served as team captain in 1987 when the Hoosiers were 30-4. Steve concluded his college career as Indiana's all-time scoring leader with 2,438 points and he holds the Indiana record for career steals with 178. He was a consensus first team All-American and the Big Ten MVP as a senior.

Alford is a member of the Manchester College M Association Hall of Fame and the Indiana University Athletics Hall of Fame. In 2001 he was named one of the "Top 50 Athletes" in the history of the state of Indiana and was selected as a member of the 15-man Indiana University all-Century team. In 2004 he was one of five players selected to ESPN's Big Ten Conference Silver Anniversary team.

Alford is 7-6 vs. Indiana, including a 7-5 mark while at Iowa and a 0-1 record while at Southwest Missouri State. He has not coached against Hoosier Coach Kelvin Sampson.

Iowa Quick Facts

Location:	Iowa City, IA
Founded:	1847
Enrollment:	29,697
President:	Gary Fethke
Athletic Director:	Gary Barta
Conference:	Big Ten
Home Arena:	Carver-Hawkeye (15,500)
All-Time Record:	1,431-963 (.598)
All-Time Big Ten Record:	677-659 (.507)
NCAA Appearances:	22
NCAA Tournament Record:	27-24

Head Coach:	Steve Alford
Record At Iowa:	145-99, .594 (8th season)
Career Record:	301-176, .631 (16th season)
Big Ten Record:	54-61 (.470)
Big Ten Tournament Record:	13-5 (2 titles)
Associate Head Coach:	Craig Neal (Georgia Tech)
Assistant Coaches:	Tim Buckley (Bemidji State) Billy Garrett (Indianapolis)
Dir. of Basketball Operations:	Paul Weir (York Univ.)
Graduate Assistant:	Justin Wieck (Iowa)
Basketball Administrator:	Jerry Strom (Concordia Col.)
Trainer:	John Streif
Sports Information:	Phil Haddy/Steve Roe
Sports Info. Telephone:	319-335-9411
Sports Info. FAX:	319-335-9417
Internet Address:	www.hawkeyesports.com

ALFORD THIRD IN CAREER WINS

Coach Steve Alford has 301 career wins and 145 victories as Iowa's head coach. With Iowa's win over Iowa State, Alford moved past Rollie Williams (139) for third place on Iowa's career win list behind Tom Davis (269) and Lute Olson (168). Iowa's 62-60 win over 24th-ranked Michigan State was win No. 300 for the Hawkeye head coach.

Davis coached the Hawkeyes from 1987-99, Olson was the Iowa coach from 1975-83 and Williams coached the Hawkeyes from 1930-42 and in 1950-51. Following is a list of Alford's significant career victories:

No.	Opponent, result	Date
1	Manchester 82, Denison 63	12/29/91
50	Manchester 87, Huntington 63	11/22/94
100	SW MO State 75, NW State 73	12/10/96
150	SW MO State 89, Wichita State 58	1/31/99
200	Iowa 78, Iowa State 53	12/08/01
250	Iowa 88, Centenary 53	12/03/04
256	Iowa 73, Air Force 63	12/28/04
	(No. 100 as Iowa's head coach)	
300	Iowa 62, Michigan State 60	1/04/06

Iowa Basketball Roster

No.	Name	Pos.	Ht.	Wt.	Yr.	Hometown High School/CC	The Latest Scoop
0	Josh Crawford	C	6-10	200	Fr.	Long Beach, CA (Wilson)	2 points & one rebound vs. Georgia State
1	** Adam Haluska	G	6-5	210	Sr.	Carroll, IA (Carroll)	22 points in win over Minnesota
2	# David Palmer	C	6-9	240	So.	Antioch, TN (Oak Hill Academy)	Will redshirt as a transfer from Seton Hall
3	Drew Adams	G	6-1	185	So.	Bloomington, IN (South)	One assist in win over TX Southern
4	* J.R. Angle	G/F	6-7	208	So.	Franklin, IN (Indian Creek)	4 points in win over Michigan State
11	* Tony Freeman	G	6-1	190	So.	Maywood, IL (St. Joseph's)	Career-high nine rebounds vs. Minnesota
14	Brett Wessels	G	6-3	190	So.	Bettendorf, IA (Bettendorf)	3 points & 2 rebounds vs. Alabama
15	Dan Bohall	G	6-4	193	Fr.	Sioux City, IA (East)	6 points in Black and Gold Blowout
24	Justin Johnson	G	6-6	190	Jr.	Tyler, TX (Tyler, TX CC)	Career-high eight rebounds vs. Minnesota
34	Tyler Smith	F	6-7	210	Fr.	Pulaski, TN (Hargrave Military Aca.)	15 points, 3 rebs. & 3 assists vs. Minnesota
35	*** Mike Henderson	G	6-3	200	Sr.	Waterloo, IA (East)	7 points on 3-4 FGs in win over Minnesota
44	Cyrus Tate	F	6-8	240	So.	Chicago, IL (Northeast, NE CC)	14 points & 9 rebounds vs. MSU
52	Kurt Looby	F/C	6-10	210	Jr.	St. John's, Antigua (Tyler, TX CC)	7 points & 3 rebounds vs. MSU
53	** Seth Gorney	C	7-0	245	Jr.	Vandalia, OH (Butler)	6 points & 4 rebounds vs. Minnesota

INDIANA COACH KELVIN SAMPSON

Kelvin Sampson has posted a 12-4 mark in his first season at Indiana. Sampson is in his 24th season as a college head coach, posted a career mark of 467-261. Sampson posted a record of 279-109 in 12 seasons at Oklahoma. He led the Sooners to 11 NCAA Tournaments and nine straight 20-win seasons. Oklahoma won three straight Big 12 tournament titles from 2001-03, reaching the NCAA Final Four in 2002 and the elite Eight the following season. He earned national Coach of the Year honors in 1995 and 2002.

Sampson posted a 103-103 record in seven years at Washington State (1987-94) and a record of 73-45 in four years at Montana Tech (1981-85). He was an assistant at Washington State for two seasons (1985-87). Sampson attended Pembroke State University, where he was a four-year basketball letterman.

Sampson has not coached against Iowa or Hawkeye Coach Steve Alford.

THE SERIES

Indiana holds a 90-67 advantage in the series that began with an 18-12 Hoosier win in 1909. Iowa defeated the Hoosiers 73-60 in Iowa City and 70-67 in Bloomington a year ago, giving the Hawkeyes a four-game win streak in the series. The teams met just once in both 2005 and 2004 after the Hoosiers won both meetings in 2003.

Indiana holds a 52-26 advantage in games played in Bloomington, but the Hawkeyes have won the last two meetings there. Indiana had won four straight before Iowa's wins in 2004 and 2006. The Hoosiers have won nine of the last 12 meetings against Iowa in Assembly Hall. Four of the last five games in Bloomington have been decided by three points or less, with the Hoosiers winning in one overtime in 2003 and Iowa winning in double overtime in 2004.

Iowa, with wins there in 2004 and 2006, has won consecutive games in Bloomington for the first time since winning three straight in 1967, 1968 and 1970.

STAY 'TIL THE END

Four of Iowa's last seven meetings with Indiana have come down to a final shot, with two of the four going into overtime. Iowa defeated Indiana in the 2002 Big Ten Tournament semi-finals on a last second basket by Luke Recker, and Iowa won in 2004 on a basket by Jeff Horner with one second left in the second overtime.

In 2003, a final three-point basket by Indiana's Bracey Wright was the difference in Indiana's overtime win in Bloomington after Iowa had failed to win on a shot in the last seconds of regulation. In the most recent meeting, Iowa held off a late Indiana rally in Bloomington and survived when Indiana's three-point shot at the buzzer was off the mark.

IOWA WON TWICE A YEAR AGO

Iowa claimed two victories over the Hoosiers a year ago, winning 73-60 in Iowa City and 70-67 in Bloomington. Iowa featured one of its most balanced attacks of the season in taking a home win over 11th-ranked Indiana last Jan. 24. The Hawkeyes never trailed and led by as many as 10 points in the first half before holding just a 30-27 margin at the break. Iowa started fast in the second half, using a 14-3 scoring run in the first five minutes to increase the advantage to 44-30. The Hawkeyes would lead by as many as 16 points before Indiana's three-point shooting kicked in. Indiana cut the margin to seven points in the final two minutes, but could get no closer.

Iowa shot 68.8% from the field in the second half. Overall, Iowa shot 51.1% from the field, compared to 36.7% for the visitors. Indiana hit 9-20 three-pointers in the second half and 13-31 (41.9%) for the game.

Adam Haluska led Iowa's attack with 20 points and 10 rebounds, collecting the first double-double of his Hawkeye career. Greg Brunner added 17 points and eight rebounds and Jeff Horner had 13 points and eight assists.

Indiana was led by Robert Vaden, who hit 8-12 three-pointers while scoring a game-high 26 points. Marco Killingsworth added 10 points and six rebounds.

Iowa led from start to finish and made just enough free throws down the stretch in taking a 70-67 win at Indiana. The Hawkeyes started fast, leading 15-7 in the first five minutes. The Hawkeyes got a three-point basket from Greg Brunner in the final seconds of the period to hold a 38-30 margin at halftime. Iowa shot 48.3% from the field, 54.5% from three-point range and 80% from the free throw line in the opening 20 minutes.

Iowa increased its advantage in the early stages of the second half and held its biggest advantage, 57-41, with 8:21 remaining after a driving lay-up by Mike Henderson. The Hoosiers stayed in the game and made a run at the end, thanks to Iowa's failure to put the game away from the free throw line.

Iowa led by nine, 62-53, with 1:54 to play. From there the Hawkeyes made just eight of their final 14 free throw attempts. Iowa led 67-65 with 11 seconds to play before Adam Haluska hit two free shots for a four point lead. After an Indiana basket Haluska hit one of two free throws for a 70-67 advantage with five seconds to play. The Hoosiers missed a hurried three-point attempt in the final seconds.

Iowa ended the game shooting 45.3% from the field, compared to 41.1% for Indiana. The rebounding was even at 35 each.

Brunner led Iowa's balanced attack with 19 points and eight rebounds. Jeff Horner added 17 points, Haluska 13 and Mike Henderson 10. Indiana was led by Marco Killingsworth with 21 points and 17 rebounds. Marshall Strickland added 18 points.

IOWA, HOOSIER NOTES

- Iowa Coach Steve Alford was a four-time MVP at Indiana and an All-American while leading the Hoosiers to the 1987 NCAA title. Alford currently ranks second in career scoring at Indiana and he is a member of the Indiana University Hall of Fame.
- Steve Alford is 3-2 vs. Indiana in Iowa City, 1-1 vs. Indiana in Indianapolis, 1-0 vs. Indiana in Chicago and 2-3 vs. Indiana in Bloomington. Iowa lost at Indiana 74-71 in 2000, lost 79-51 in 2002 and lost 91-88 in OT in 2003. Iowa scored a 62-60 win over Indiana in the semi-finals of the 2002 Big Ten Tournament in Indianapolis and defeated the Hoosiers 63-61 in the Big Ten Tournament finals in Chicago in 2001. Alford's Southwest Missouri State team lost to Indiana in Indianapolis in 1998. Alford guided Iowa to home wins over Indiana in 2001, 2005 and 2006, while the Hoosiers won in Iowa City in 2002 and 2003. Iowa's double overtime win in 2004 marked Alford's first win in Bloomington as the opposing coach and Iowa won 70-67 in Bloomington in 2006.
- Iowa and Indiana rank as two of the top free throw shooting teams in the Big Ten. Iowa leads the league for all games played and is second in Big Ten games. Indiana ranks first in league games and fourth for all games.
- Indiana's D.J. White (2.6) and Iowa's Kurt Looby (1.9) rank first and third, respectively, in the Big Ten in blocked shots.
- Iowa's 70-67 win at Indiana marked Iowa's first win on the home floor of a ranked opponent since a 67-63 win at 20th-ranked Tulsa on Dec. 28, 2002.
- Indiana Coach Kelvin Sampson was an assistant coach at Michigan State in 1979-80 when the Spartans and Iowa split a pair of games, each winning at home.
- Iowa freshman Tyler Smith and Indiana freshman Armon Bassett both played last season at Hargrave Military Academy in Virginia. They are two of 10 players from that team who earned Division I basketball scholarships.

History & Record Book Online

Iowa's History and Record Book, the supplement to the 2006-07 basketball media guide, is available online at hawkeyesports.com, the official website of the University of Iowa athletic department. After opening the Iowa website, click on Men's Basketball at the top of the page under "The Hawkeyes". Once at the basketball site, click on the History and Record Book on the right side of the page under the Stats and More heading. Copies of the History and Record Book are also available through the UI Sports Information office.

- Iowa sophomore Drew Adams attended South HS in Bloomington and sophomore J.R. Angle is a native of Franklin, IN. Adams is in his first season at Iowa, while Angle redshirted a year ago.
- Indiana assistant Ray McCallum was previously an assistant coach at Wisconsin and Michigan and IU assistant Jeff Meyer previously served as an assistant at Purdue.
- Jerry Green, Indiana's director of basketball operations, was the head coach at Tennessee when the Volunteers defeated Iowa 80-68 in the semi-finals of the Rainbow Classic early in the 2000-01 season.

SMITH AMONG FRESHMAN LEADERS

Iowa's Tyler Smith ranks high among freshmen in the Big Ten in nearly all statistical categories. He is first in scoring (15.0), second in assists (3.5), fourth in steals (1.3), fifth in rebounding (4.6), 12th in field goal percentage (.471) and three-point FG% (.290) and 16th in free throw percentage (.706).

HENDERSON BACK IN ACTION

Senior guard Mike Henderson, who missed Iowa's first seven games after suffering a hand injury in practice on Oct. 30, saw his first action of the season in Iowa's win over Coppin State on Dec. 2. Henderson suffered a fracture to the pinkie finger on his right hand and underwent surgery two days later. Henderson had the cast removed Nov. 27 before playing eight minutes vs. Coppin State and 11 minutes vs. Northern Iowa. Henderson scored eight points in 15 minutes vs. Iowa State and played 26 minutes in the loss at Drake. He returned to the starting line-up for the first time vs. Georgia State and had a career-high nine assists and eight points. He added nine points, nine assists and three steals in a win over Texas Southern and six points, four assists and two steals in a win over Cornell.

Henderson played a critical role in Iowa's win over Michigan State, connecting on five of six free throw attempts in the final 40 seconds. Henderson's two free throws with six seconds remaining gave Iowa a 62-57 advantage to seal the victory. He added seven points (3-4 FGs) in the win over Minnesota.

Henderson (6-3, 200), a Waterloo, IA native, started all 34 games a year ago. He averaged 7.6 points and 3.9 rebounds per outing while shooting 46.4% from three-point range. He earned the team "Most Improved Award" at the conclusion of the season.

As a junior Henderson scored in double figures in 11 games. He matched a career-high with 17 points in a win at Purdue and scored 16 points vs. Michigan State in the Big Ten Tournament and in a home win over Penn State. Henderson added 15 points and seven rebounds in an early season win over ninth-ranked Kentucky as Iowa was 11-0 when he scored in double figures.

IOWA NOTES

- As a team, Iowa leads the Big Ten Conference and ranks sixth in the nation in free throw percentage, making 77.6% (242-312) of its attempts. Individually, Adam Haluska is shooting 89.5% (85-95) from the line to rank 14th.
- Iowa completed a five-game road swing in November that saw the Hawkeyes travel nearly 8,000 miles while competing in the Paradise Jam in St. Thomas, Virgin Islands, along with playing single games at Arizona State and Virginia Tech. Iowa has played in four different time zones (Atlantic, Eastern, Central, Mountain). This marks the first time since early in the 2000-01 season that Iowa has played five straight games away from home. Like this season, that five-game stretch in 2000-01 also included three games at a neutral site (Rainbow Classic). Iowa's longest consecutive road game streak under Steve Alford occurred in 1999-00 when the Hawkeyes played at Northern Iowa, Iowa State, Missouri and Drake, winning two of the four.
- Iowa shot a season-best 89.2% (33-37) from the free throw line in a win over Texas Southern. The made free throws and the free throw attempts are the most for Iowa since the Hawkeyes converted 32-42 in a home loss to Michigan State on 2/5/05.
- Iowa, in non-conference action, played seven opponents from six of the stronger leagues in the nation, including the Atlantic Coast (Virginia Tech), Big East (Villanova), Big 12 (Iowa State), Missouri Valley (Drake & Northern Iowa), Pac-10 (Arizona State) and Southeastern (Alabama).
- Senior guard Adam Haluska has started all 115 games in his career, a streak that ranks as the longest in the nation among current players.
- Senior guard Adam Haluska was recently named one of 50 candidates named to the pre-season Watch List for the Naismith Award, which goes annually to the Player of the Year.
- With 18 points in Iowa's loss to Villanova, Adam Haluska became the 39th Hawkeye player to surpass 1,000 career points. Haluska is in his third season at Iowa and has 1,286 points to rank 15th on Iowa's career list. His career total, including one season at Iowa State, stands at 1,570.
- Freshman Tyler Smith was named to the all-tournament team at the Paradise Jam. Smith scored in double figures in all three games. He led Iowa to its win over Toledo on the first round, collecting 28 points, six rebounds and five assists. Smith added 19 points in the loss to 10th-ranked Alabama and 13 points in the loss to Villanova.

IOWA IN CARVER-HAWKEYE ARENA

Iowa has compiled a 303-81 (.789) record in Carver-Hawkeye Arena. Iowa is 142-67 (.679) in Big Ten games and 161-14 (.920) in non-Big Ten games. Iowa has drawn over 5.4 million fans for men's basketball games since the arena opened in 1983. Iowa has posted a 95-26 (.785) home record under Coach Steve Alford, including a 58-5 (.920) mark in non-conference home games. Two of the five non-conference home losses came in the National Invitation Tournament.

Iowa has won 27 of its last 28 home games and 11 straight Big Ten Conference home games. The Hawkeyes have also won eight straight home games against top 25 opponents.

Big Ten Standings

	Big Ten			All Games		
	W	L	PCT	W	L	PCT
Wisconsin	3	0	1.000	17	1	.944
Indiana	3	1	.750	12	4	.750
Ohio State	2	1	.667	14	3	.824
Michigan	2	1	.667	14	4	.778
Iowa	2	1	.667	10	7	.588
Michigan State	2	2	.500	15	4	.789
Purdue	2	2	.500	13	5	.722
Penn State	1	2	.333	10	6	.625
Minnesota	1	2	.333	7	10	.412
Illinois	1	3	.250	13	6	.684
Northwestern	0	4	.000	10	7	.588

Tuesday, January 16

Iowa at Indiana, 6:05 p.m. CT, ESPN

Wednesday, January 17

Penn State at Michigan
Illinois at Minnesota
Northwestern at Ohio State
Purdue at Wisconsin

Saturday, January 20

Iowa at Ohio State, 7:05 p.m. CT, ESPN Regional

Wisconsin at Illinois
Purdue at Michigan
Michigan State at Penn State
Northwestern at Minnesota
Indiana at Connecticut

Tuesday, January 23

Indiana at Illinois

Wednesday, January 24

Penn State at Iowa, 7:05 p.m., ESPN Regional

Minnesota at Michigan State
Ohio State at Northwestern
Michigan at Wisconsin

Saturday, January 27

Michigan at Indiana
Penn State at Minnesota
Illinois at Purdue
Michigan State at Ohio State

Sunday, January 28

Wisconsin at Iowa, 12:05 p.m., CBS

IOWA WINS HAWKEYE CHALLENGE

Iowa once again claimed the title of its own Hawkeye Challenge, defeating Texas-Pan American 62-46 in the first round and Coppin State 83-67 in the title game. Iowa has won its own invitational 24 times in the 25 year history of the event.

Senior guard Adam Haluska claimed Most Valuable Player honors, while junior Justin Johnson and freshman Tyler Smith were also named to the all-tournament team.

HAWKEYE TIDBITS

- Five Hawkeye opponents (Alabama, Villanova, Arizona State, Drake, Illinois) have shot better than 50% from the field. In 34 games a year ago, Iowa allowed just three opponents to shoot as well as 50% from the field. Those were road games at Michigan State, Purdue and Minnesota, with Iowa losing two of the three. Iowa is 4-13 over the past four seasons when its opponent shoots 50% or better from the field.
- Iowa has held seven opponents to less than 40% shooting from the field, including a season low 33.9% by The Citadel and Minnesota. Iowa has won six of the seven games, with the only loss a two-point decision to Northern Iowa.
- Under Steve Alford, Iowa is 41-6 when shooting at least 50% from the field, including 8-0 over the past two seasons.
- Iowa is 29-35 vs. ranked teams under Coach Steve Alford. That includes a 14-9 home record, an 11-12 record at neutral sites and 4-14 mark in road games. Iowa is 1-1 vs. ranked opponents in 2006-07.
- Iowa is 3-0 when scoring 80 points or more, 3-1 when scoring between 70-80 points, 4-4 when scoring between 60-70 points and 0-2 when scoring less than 60 points.
- Iowa is 6-1 when holding its opponent to less than 60 points, 4-2 when holding its opponent between 60-70 points and 0-4 when the opponent scores over 70 points.
- Iowa is 7-2 when collecting more assists than the opponent, 2-5 when the opponent has more assists and 1-0 when assists are even.
- Iowa is 9-4 when having fewer turnovers than its opponent and 1-3 when the opponent has fewer turnovers.
- Iowa is 6-3 when collecting more steals than its opponent, 2-4 when the opponent has more steals and 2-0 when steals are equal.
- Iowa has had four players score in double figures in one game (Toledo) and three players score in double figures in 11 games. Iowa is 1-0 when four reach double figures, 6-5 when three score in double figures and 2-3 with two players in double figures.
- Iowa is 10-3 when leading at halftime and 0-4 when trailing at intermission.
- Iowa is 6-3 when controlling the opening tip and 4-4 when not controlling the tip.
- Iowa is 1-4 in games decided by 10 points, including a 1-4 record in games decided by five points or less.

OVERCOMING DEFICITS

The biggest deficit Iowa has overcome to get a victory this year is six points, that vs. Toledo.

The biggest deficit overcome by an Iowa opponent is 13 points, that by Northern Iowa.

SCORING BY HALVES

Iowa has outscored its opponents 555-465 in the first half and 631-609 in the second half. Iowa has led at halftime in 13 games and the Hawkeyes have outscored their opponent in the second half in 11 games.

IOWA STOPS MINNESOTA

Iowa used a solid defensive effort to take a 60-59 home win over Minnesota. The Hawkeyes held Minnesota to 33.9% field goal shooting, matching the best defensive effort for the Hawkeyes this season. Minnesota also made just 4-17 (23.5%) three-point attempts.

Iowa In Big Ten Statistics

Category	All Games		Big Ten	
	Stat	Rank	Stat	Rank
Free Throw %	.776	1st	.792	2nd
3-Pt. Field Goal %	.383	2nd	.302	6th
Steals	7.3	3rd	4.3	9th
3-Pt. FG Per Game	6.9	4th	4.3	9th
Ast./TO Ratio	1.1	4th	1.0	5th
Turnover Margin	+3.1	4th	+2.3	4th
Assists	15.4	6th	10.0	9th
Blocked Shots	3.5	7th	3.3	6th
Scoring Offense	69.8	7th	64.0	5th
Scoring Defense	63.2	8th	61.0	T4th
Scoring Margin	+6.6	9th	+3.0	5th
Rebounding Margin	-1.9	9th	-6.0	10th
FG% Defense	.422	9th	.419	6th
3-PT FG Defense	.352	10th	.288	4th
Field Goal %	.437	11th	.399	8th

INDIVIDUAL STATISTICS

Category	Player	Stat	Rank
Free Throw %	Adam Haluska	.895	2nd
Scoring	Adam Haluska	20.3	1st
	Tyler Smith	15.0	8th
3-pt. FG %	Justin Johnson	.462	T3rd
3-pt. FG Per Game	Adam Haluska	3.1	1st
Blk. Shots	Kurt Looby	1.9	3rd
Assists	Tony Freeman	4.1	8th
	Tyler Smith	3.5	11th
Ast./TO Ratio	Tony Freeman	1.84	7th
	Tyler Smith	1.24	12th
Steals	Adam Haluska	1.5	6th
	Tyler Smith	1.3	9th
Rebounds	Kurt Looby	4.9	20th

Iowa held Minnesota to just 16 points in the first half, taking a 22-16 halftime advantage. Minnesota led 11-7 after six minutes before Iowa scored nine straight points to build a 16-11 advantage. The Golden Gophers scored just five points in the last 14 minutes of the half. Iowa took the lead for good on a three-point basket by Adam Haluska with 13 minutes left in the first half.

Minnesota closed to within two points just once in the second half, and the Hawkeyes responded to that threat by scoring five straight points. Iowa built the lead to 10 with just under 10 minutes to play, but couldn't pull away. Two free throws by Seth Gorney with 1:02 remaining lifted Iowa to a 57-49 advantage and Haluska added three of four free throws down the stretch to seal the win.

Iowa also struggled with its shooting, hitting just 34% from the field. Iowa did shoot 81.5% (22-27) from the foul line, including 19-22 in the second half. Iowa also matched a season-low with just seven turnovers.

Haluska led the Iowa scoring with 22 points, Tyler Smith added 15 and Mike Henderson and Tony Freeman each scored seven. Freeman led Iowa with a career-high nine rebounds and Justin Johnson added eight, also a career-best.

INDIANA RALLIES AT PENN STATE

Indiana rallied for an 84-74 win at Penn State to win its third straight conference game. The Hoosiers trailed by as many as 12 points in the early going as the Nittany Lions shot 53.8% from the field in the first half. Indiana hit 42.1% from three-point range in the first half and cut the deficit to a single point, 41-40, by halftime.

Penn State shot just 34.4% from the field in the second half, making just 1-7 three-point attempts. Indiana shot 45.3% for the game, including 41.2% (14-34) from three-point range. The Hoosiers won the rebounding battle by a 42-35 margin.

Indiana was led by Roderick Wilmont, who hit 7-17 three-point attempts in scoring 25 points and collecting 12 rebounds. D.J. White, Armon Bassett and A.J. Ratliff each added 14 points and Earl Calloway scored 11. White added 11 rebounds and Calloway collected five assists.

COMPARING THE STATS

	Iowa (10-7, 2-1)	IND (12-4, 3-1)
Scoring	69.8	73.8
Scoring Defense	63.2	59.9
FG%	.437	.455
FG% Defense	.422	.399
FT%	.776	.705
3-PT FG%	.383	.371
3-PT FG% Defense	.352	.282
Rebound Margin	-1.9	+5.4
Assists	15.4	13.8
TO Margin	+3.1	+3.1
Steals Margin	+1.3	+1.5

HOME, AWAY COMPARISONS

In its 10 home games, Iowa has outscored its opponents by a 73-56.3 margin, shooting 44.8% from the field while holding its opponent to 37.9% shooting. Iowa's opponents hold a 36.4-34.7 rebounding advantage.

In seven games away from Carver-Hawkeye Arena (three neutral site games), Iowa has been outscored 73-65.1. The Hawkeyes are shooting 42% from the field while opponents are shooting 48.2%. The opponents hold a 33.7-31.6 rebounding margin.

IOWA'S STATISTICAL COMPARISONS

	All Games	Big Ten	Home Games	Away Games	IA Wins	IA Losses
Record	10-7	2-1	9-1	1-6	10-0	0-7
Pts	69.8	64.0	73.0	65.1	75.3	61.9
Opp. Pts	63.2	61.0	56.3	73.0	57.1	71.9
FG%	.437	.399	.448	.420	.456	.408
FG Def.	.422	.419	.379	.482	.381	.484
3-PT%	.383	.302	.398	.365	.492	.372
3-pt. Def.	.352	.288	.303	.423	.317	.414
FT%	.776	.792	.784	.761	.783	.758
REB	33.4	30.7	34.7	31.6	36.4	29.1
AST	15.4	10.0	17.5	12.3	17.6	12.1
TO	13.5	10.0	11.4	16.4	12.2	15.3
STL	7.3	4.3	8.5	5.6	8.4	5.7
BLK	3.5	3.3	4.0	2.9	4.3	2.4

Hawkeyes Add Three Recruits

Iowa basketball has signed three recruits, all high school seniors, to join the program next season.

Those players include guard Dairese Gary from Concord HS in Elkhart, IN, forward Jake Kelly from Carmel HS in Carmel, IN and forward Jarryd Cole from Winnetonka HS in Kansas City, MO.

Gary (6-1, 205) has been in the starting line-up at Concord since his freshman season. As a junior, he averaged 22.3 points, four rebounds and two assists per game and was team captain. He has scored 896 career points heading into his final season after averaging 11 points a game as a sophomore.

Gary was a unanimous first team all-conference selection in the Northern Lakes Conference after earning honorable mention recognition as a sophomore. He was named to all-area and all-sectional teams and selected to the Indiana Junior All-Stars.

Gary helped a veteran Concord team post a 22-2 record his sophomore season, winning the sectional title. With a young team a year ago Concord posted an 11-10 record. In summer action, Gary has played with the Indiana Elite AAU team each of the past three summers.

Cole (6-7, 240), a native of Gladstone, MO, averaged 19 points and 14 rebounds per game as a junior at Winnetonka HS and is regarded as a relentless rebounder. He attended Iowa's Elite Camp this summer and had a solid summer with his Kansas City area AAU team.

Kelly (6-5, 175) is considered to be an outstanding shooter. He averaged 11.3 points, 4.9 rebounds and 2.3 assists as a prep junior. He made a solid impression at the Adidas Superstar Camp last spring and continued to shine throughout the summer.

Kelly helped his prep team post a 17-7 mark a year ago, shooting 51.2% from the field, 35% from three-point range and 81.8% from the free throw line. He was a first team all-conference selection and was named to the Indiana Junior All-Stars. He has earned pre-season all-state recognition heading into his senior season.

HALUSKA NAMED CAPTAIN

Senior Adam Haluska is Iowa's 2006-07 team captain. Haluska is a native of Carroll, IA who has started every game for the Hawkeyes over the past three seasons. A year ago he earned third team all-Big Ten recognition.

He has scored 1,570 career points, including 1,286 with the Hawkeyes to rank 15th in career scoring. Haluska ranks fourth among players who played just three seasons at Iowa, trailing Andre Woolridge (1,525), Don Nelson (1,522) and Bruce King (1,361).

He was named the tournament MVP in Iowa's Hawkeye Challenge after scoring 31 points and collecting nine rebounds and nine assists in the title game. His 36 points in a win over Georgia State match the most ever scored by an Iowa player in Carver-Hawkeye Arena and he was named Big Ten Player of the Week after leading Iowa to wins over Georgia State and Texas Southern. He added 14 points, five rebounds, four assists and three steals in a win over Michigan State and 25 points vs. Illinois and 22 vs. Minnesota.

Haluska ranks among Big Ten leaders in four statistical categories, including scoring (1st), free throw percentage (2nd), three-point field goals per game (1st) and steals (6th).

EARLY SEASON HONORS FOR HALUSKA

Senior guard Adam Haluska has earned recognition for his action on and off the floor. Following are Haluska's early season honors:

- Named the recipient of the 2006-07 Anson Mount Scholar/Athlete Award. The award is presented by Playboy Magazine and recognizes a student-athlete who excels in the classroom and on the court. The magazine will donate \$5,000 to the University of Iowa general scholarship fund.
- Named to pre-season all-Big Ten team, as selected by vote of media representatives attending Big Ten Conference Basketball Media Day.
- One of 50 players named to the pre-season Watch List for the John R. Wooden all-America team.
- One of 50 players named to the pre-season Watch List for the Naismith Award, which goes each year to the national Player of the Year.
- Named Most Valuable Player in Iowa's Hawkeye Challenge, collecting 31 points, nine rebounds and nine assists in the title game. He had eight points, five rebounds, four rebounds and three steals in an opening round win over Texas-Pan American.
- Named Big Ten Player of the Week after averaging 28.5 points per game in two Iowa wins. He shot 57.1% from the field, 50% from three-point range and 90% from the free throw line in wins over Georgia State and Texas Southern.

Haluska earned academic all-America honors last season and is a two-time academic all-Big Ten honoree. He earned third team all-Big Ten honors a year ago after averaging 13.9 points and 4.7 rebounds per game. He ranks among Iowa's career leaders in three-point field goals and three point attempts:

Three-Point Field Goals

1. 262, Jeff Horner, 2003-06
2. 226, Chris Kingsbury, 1994-96
3. 214, Kent McCausland, 1996-99
4. 193, Brody Boyd, 2001-04
5. **174, Adam Haluska, 2005-pr.**
6. 161, Dean Oliver, 1998-01
7. 139, Luke Recker, 2001-02
8. 136, B.J. Armstrong, 1986-89
9. 131, Jeff Moe, 1985-88
10. 121, Jim Bartels, 1991-95

Three-Point Field Goal Attempts

1. 713, Jeff Horner, 2003-06
2. 645, Chris Kingsbury, 1994-96
3. 544, Brody Boyd, 2001-04
4. 472, Kent McCausland, 1996-99
5. **471, Adam Haluska, 2005-pr.**
6. 465, Dean Oliver, 1998-01
7. 374, James Moses, 1989-92
8. 332, Luke Recker, 2001-02
9. 324, Jim Bartels, 1991-95
10. 321, Jess Settles, 1994-99

Iowa Results on Jan. 16

12 Wins, 9 Losses

1902	Dubuque YMCA	W	36-27
1912	* Leander Clarke	W	23-11
1913	Northwestern	L	12-29
1915	* Cornell	W	32-16
1926	* Indiana	W	29-22
1932	* Ohio State	L	23-40
1933	Chicago	W	36-32
1937	Illinois	L	28-42
1939	* Chicago	W	29-19
1943	Illinois	L	41-61
1950	Purdue	L	55-64
1954	* Minnesota	L	55-59
1960	* Purdue	W	63-54
1961	* Illinois	W	78-71
1965	* Michigan State	W	111-68
1982	Wisconsin	W	78-62
1986	* Michigan State	W	82-71
1988	* Northwestern	W	92-68
1993	Duke	L	56-65
1999	Minnesota	L	70-75
2001	Wisconsin	L	54-67

* - - at Iowa City # - - overtime

REACHING DOUBLE FIGURES

Following are Iowa's number of double figure games in scoring and rebounding, both for the 2006-07 season and for their career:

	Points		Rebounds	
	'06-07	Career	'06-07	Career
Tony Freeman	6	7	0	0
Seth Gorney	4	5	0	0
Adam Haluska	14	83	1	1
Mike Henderson	11	14	0	0
Justin Johnson	4	4	0	0
Kurt Looby	2	2	2	2
Tyler Smith	15	15	0	0
Cyrus Tate	2	2	0	0

IOWA RECORD BY CONFERENCE

Iowa, in non-conference action, played one team each from the Atlantic Coast, Big East, Big 12, Ivy League, Mid-American, Mid-Eastern, Pac-10, Southern, Southeastern and Southwestern Athletic conferences, two teams from the Missouri Valley and one independent. Following is a breakdown of Iowa's record by conference:

Atlantic Coast	0-1	Mid-Eastern	1-0
Big East	0-1	Missouri Valley	0-2
Big Ten	2-1	Pacific 10	0-1
Big 12	1-0	Southern	1-0
Colonial Athletic	1-0	Southeastern	0-1
Ivy League	1-0	Southwestern Athletic	1-0
Mid-American	1-0	Independent	1-0

CRUNCH TIME FREE THROWS

Iowa is 11-15 from the free throw line in the final four minutes of its five games that have been decided by 10 points or less. Iowa's opponents in those games have made 25-38 free throw attempts in the final four minutes. Iowa is 1-4 in games decided by 10 points or less. Following are Iowa's individual attempts:

Tyler Smith	2-2	1.000
Kurt Looby	2-2	1.000
Mike Henderson	5-6	.833
Adam Haluska	2-3	.667
Cyrus Tate	0-2	.000
Iowa	11-15	.733
Opponents	25-38	.658

IOWA VS. RANKED TEAMS

These are Iowa's most recent wins vs. nationally ranked opponents:

At Home:	62-60 over 24th-ranked Mich. State, 1/4/06
On the Road:	70-67 over 21st-ranked Indiana, 2/11/06
Neutral Court:	67-60 over 7th-ranked Ohio State, 3/12/06 In semi-finals of Big Ten Tournament

IOWA VS. RANKED FOES

Steve Alford has posted a 29-35 record against ranked opponents as Iowa's head coach, including a 1-1 record this season and a 10-4 mark in 2005-06. Iowa, this season, lost to 10th-ranked Alabama (72-60) on a neutral court and defeated 24th-ranked Michigan State (62-60) in Iowa City. Iowa has won eight straight home games against ranked opponents.

Alford's Hawkeye teams are 9-15 when playing teams ranked in the top 10, including wins over top-ranked Connecticut (70-68 in 1999-00), second-ranked Missouri (83-65 in 2001-02), fifth-ranked Ohio State (67-64 in 1999-00), sixth-ranked Illinois (63-48 in 2006), seventh-ranked Ohio State (67-60 in 2005-06), seventh-ranked Kentucky (67-63 in 2005-06), seventh-ranked Illinois (78-62 in 2000-01), eighth-ranked Illinois (68-61 in 2002-03) and 10th-ranked Michigan State (71-69 in 2005).

The 15 losses to top 10 teams have been three times to No. 1 (Duke, 2001-02 and Illinois twice in 2004-05), once to second-ranked (Texas, 2005-06), once to third-ranked (Illinois, 2000-01), twice to fourth-ranked (Michigan State, 1999-00 and 2000-01), twice to fifth-ranked (Tennessee, 2000-01 and Missouri, 2001-02), once to eighth-ranked Illinois, 2005-06), once to ninth-ranked (Kentucky, 2000-01) and four times to 10th-ranked (Michigan State, 2000, Illinois, 2002, Michigan State, 2005 and Alabama, 2006-07).

In the 64 games against ranked teams, Alford and his Iowa team are 14-9 in home games, 11-12 at neutral sites and 4-14 when playing ranked teams in their home arena.

HALUSKA OVER 1,000 POINTS

Senior guard Adam Haluska ranks as Iowa's most honored player, both on the court and off. Along with earning third team all-Big Ten honors a year ago, Haluska is a two-time academic all-Big Ten honoree and a year ago he was recognized as an academic all-American.

Hy-Vee Cy-Hawk Series

Iowa currently leads the third annual Hy-Vee Cy-Hawk Series 11-4. Iowa has been victorious in women's soccer (1-0, OT), football (27-17), wrestling (24-6), men's basketball (77-59) and women's swimming and diving (181.5-117.5), while Iowa State won volleyball (3-2) and women's basketball (80-74) events.

The University of Iowa captured the inaugural Cy-Hawk Series in 2005 registering a 13-8 margin of victory. Iowa State evened the competition with its 13-8 triumph in 2006.

The nine-sport series awards two points (except football, which is worth three) to the winning school in each head-to-head match-up between the two institutions. Additionally, two points are awarded to an institution if the graduation rate of its student-athletes is greater than the national average as reported each fall by the NCAA. Iowa has earned the academic points in both 2005 and 2006, whereas Iowa State has failed to earn the extra points. Iowa garnered a 69% graduation rate in 2005, which was seven points higher than the national average of 62 percent.

For the first time in three years, volleyball was added to the competitive slate between the two schools. A new total of 21 points is up for grabs in 2006-07.

A commemorative Hy-Vee Cy-Hawk Series Cup, which stands 31 inches tall and weighs 19 pounds, is displayed on the winning team's campus for an entire year after a victory. Replica cups are also presented as "traveling trophies" for individual victorious teams in the head-to-head competition.

Here is the Hy-Vee Cy-Hawk Series schedule for 2006-07:

Date	Event	Site/Result
8/26	Volleyball (2 points)	L, 3-2
9/12	Soccer (2 points)	W, 1-0 (OT)
9/16	Football (3 points)	W, 27-17
11/30	Women's Basketball (2 points)	L, 80-74
12/3	Wrestling (2 points)	W, 24-6
12/8	Men's Basketball (2 points)	W, 77-59
12/8	Women's Swim. & Diving (2 pts.)	W, 181.5-117.5
3/4	Women's Gymnastics (2 points)	Iowa City
3/23	Women's Gymnastics (2 points)	Ames
4/3	Softball (2 points)	Iowa City

Academic Opportunities

Two points for an institution if the student-athlete graduation rate for all student-athletes is greater than the national average for all student-athletes, according to the annual graduation rate report issued each September/October by the NCAA.

Haluska has scored 20 or more points in 10 games this season, including a career-high 36 points vs. Georgia State and 31 vs. Coppin State. He added 21 points in a win over Texas Southern to earn Big Ten Player of the Week recognition.

He added 29 points against Cornell with the best shooting performance of his career. He connected on 10-13 field goal attempts, including 6-9 three-pointers. He made all seven of his field goal attempts in the second half and ended the game hitting nine straight overall, including his last five three-pointers. He also collected four steals and three rebounds.

Haluska made his first attempt vs. Michigan State, extending his consecutive streak to 10 straight field goals (six three-pointers) before missing. Haluska had a solid all around game against the Spartans, collecting 14 points, five rebounds, four assists and three steals, with no turnovers in 37 minutes. He added 25 points against Illinois, including a career-best 12 free throws. Haluska had connected on 12 straight free throw attempts vs. Illinois (18 straight over two games) before missing his final attempt. He made 21 straight attempts earlier this season and is shooting 89.5% (85-95) to rank 14th in the nation in free throw percentage. He contributed 22 points (8-10 FTs) and four rebounds in a win over Minnesota.

Haluska has raised his career scoring total to 1,570, including 1,286 in three seasons at Iowa. He ranks 15th in career scoring and is fourth in career scoring among players who played just three seasons at Iowa. His 185 three-point field goals attempts last season rank sixth best at Iowa. He ranks fifth in career three-point field goals (174) and career attempts (471).

Haluska began the season with 29 points in the win over The Citadel, matching his career high. He also added five rebounds and six assists. Haluska scored 24 points in close road losses at Arizona State and Virginia Tech and had 21 points and seven rebounds at Drake.

Haluska has started all 115 games he has played in his career. His consecutive starts streak ranks as the longest in the nation among all Division I players, according to STATS -- Chicago.

Haluska currently leads the Big Ten in scoring (20.3 ppg) and three-point field goals per game (3.1). He is second in free throw percentage (.895) and sixth in steals.

HENDERSON NUMBERS IMPROVED

Guard Mike Henderson played a key role in Iowa's 2006 success, improving his numbers in several categories from his sophomore season while earning the team "Most Improved Award".

Henderson missed the first seven games of this season with a hand injury before returning to see limited action in Iowa's last nine games. He scored eight points in 15 minutes in the win over Iowa State and played 26 minutes at Drake. Henderson returned to the starting line-up in a win over Georgia State, scoring eight points while collecting a career-best nine assists in a season-best 30 minutes of action. He added nine points, nine assists and three steals in a win over Texas Southern and six points, four assists and two steals in a win over Cornell.

Henderson played a solid defensive game in Iowa's win over Michigan State and came up big at the end, connecting on 5-6 free throws in the final 40 seconds to secure Iowa's victory. He hit 3-4 field goals in scoring seven points in a home win over Minnesota.

SMITH STEPS FORWARD IN PARADISE

Freshman Tyler Smith, who had just two points in his first college game, led Iowa with 28 points in a win over Toledo in the first round of the Paradise Jam. He had another solid outing in a semi-final loss to Alabama, collecting 19 points, six rebounds, four assists and two steals in 37 minutes. Against Villanova, he added 12 points and three rebounds

and he added 12 points, five assists, four rebounds and two steals at Arizona State. Smith had 12 points, five rebounds, four steals and three assists vs. Texas-Pan American and 16 points and seven rebounds vs. Coppin State.

Smith led Iowa with 20 points (9-15 FGs) and added six rebounds vs. Northern Iowa and he added 16 points and a career-best six assists in the win over Iowa State. He added 16 points and five rebounds in a loss at Drake and 15 points, five rebounds, five assists and two steals in a win over Georgia State. He scored 25 points (4-5 treys, 5-5 FTs) and five assists in a win over Texas Southern and added 18 points, six rebounds and four assists in a win over Cornell.

In his first Big Ten Conference game, Smith contributed 10 points, four rebounds and four assists in the win over Michigan State. He added 12 points, seven rebounds and four assists in the loss at Illinois. Smith had 15 points (7-7 FTs), three rebounds and three assists in a win over Minnesota.

Smith was named to the Paradise Jam all-tournament team and the Hawkeye Challenge all-tournament team. He is averaging 15 points, 4.6 rebounds and 3.5 assists per game.

FREEMAN SOLID IN GUARD COURT

Guard Tony Freeman had a solid first season with the Hawkeyes a year ago and had a career high 11 assists and six rebounds in the opening game this season. He added eight rebounds in a win over Toledo and added 16 points, four rebounds and three assists against Alabama. He led Iowa with five assists vs. Villanova and added 11 points (4-5 FGs, 2-2 FTs) against Virginia Tech. Freeman collected 10 points and five assists in the win over Texas-Pan American and six points and five assists vs. Coppin State. He scored 11 points and added four rebounds and four assists vs. Northern Iowa. Freeman led Iowa with three steals in the win over Iowa State and he added 11 points and five assists. He scored 12 points (3-4 treys) in a win over Georgia State and added six points and seven assists in a win over Cornell. He had a solid floor game against Michigan State, contributing five assists and three steals, with just a single turnover. Freeman added a career-high nine rebounds and seven points in a home win over Minnesota.

Freeman is averaging 7.4 points and 4.1 assists per game.

JOHNSON LEADS FROM LONG RANGE

Junior guard Justin Johnson is making his mark in his first season with the Hawkeye program, as he currently ranks third in the Big Ten in three-point field goal percentage. Johnson has started six games, averaging 6.4 points and 3.1 rebounds per game while shooting 46.2% (30-65) from three-point range. He made 4-5 three-point shots in the loss at Drake, including three straight in a one-minute span in the second half. Johnson added eight points, six rebounds and four assists in the win over Georgia State and nine points and two steals vs. Texas Southern. Johnson, who did not attempt a free throw in Iowa's first 11 games, has made all 10 of his attempts this season. He added six rebounds and three blocked shots in Iowa's win over Cornell and scored 11 points (3-3 three-pointers) at Illinois. Johnson had a career-best eight rebounds in a home win over Minnesota.

Johnson contributed nine points and six rebounds at Virginia Tech and he led the team with 14 points and five rebounds in a win over Texas-Pan American. Johnson added 13 points, five rebounds and four assists in Iowa's win over Coppin State and was named to the Hawkeye Challenge all-tournament team.

A STITCH IN TIME

Junior Justin Johnson has taken over the team lead in stitches. Johnson was cut above the right eye in the late stages of the game at Drake and had to get three stitches. Freshman Tyler Smith had two stitches after suffering a cut during Iowa's win over Coppin State in the Hawkeye Challenge.

LOOBY HITS THE BOARDS

After sitting out last season as a redshirt, junior Kurt Looby began to prove that his hard work from a year ago will pay dividends. Looby led Iowa with 14 rebounds in the win over The Citadel and added three blocked shots as well. After playing just two minutes in the first half against Toledo, he ended the game with 13 points and nine rebounds, all in the second half. Looby added 13 points, seven rebounds and three blocked shots vs. Villanova and he added six points, four rebounds and three blocked shots vs. Virginia Tech. Looby had 12 rebounds to go with six points, four blocked shots and two steals in the win over Georgia State and he led the team with six rebounds and two blocks in a win over Texas Southern. He led the team with six rebounds in a win over Iowa State and added five points and two steals.

Looby leads Iowa in rebounding (4.9) and blocked shots (1.9) and is scoring 4.4 points per game. He had a career-best five blocked shots and five rebounds in a win over Cornell and had seven points and three rebounds vs. Michigan State.

He is a native of St. John's Antigua. His mother, Olivet, was able to visit the Virgin Islands to attend the Paradise Jam, seeing her son play college basketball for the first time.

GORNEY ADDS TO THE MIDDLE

Junior center Seth Gorney started for the first time in his career against The Citadel and responded with 10 points, two rebounds and three steals, matching his career scoring high. Gorney hit 4-7 field goals and 2-2 free throws in 25 minutes. Gorney added 10 points (4-6 FGs) and five rebounds vs. Toledo and he had 10 points and three assists in the loss to Alabama. He added eight points and four rebounds in a win over Texas-Pan American and added eight points and a team-high nine rebounds vs. Northern Iowa. Gorney added six points and four rebounds in the win over Iowa State, he had five rebounds vs. Drake and eight points and five rebounds in a win over Georgia State.

Gorney made his first four field goal attempts in the win over Texas Southern, improving his streak to eight straight made attempts over three games before missing a shot in the second half. He ended the contest with 10 points, three rebounds and two steals. He contributed six points at Illinois and had six points and four rebounds in a win over Minnesota. Gorney contributed a big field goal and two key free throws in the final minutes of the win over the Gophers.

He is averaging 5.9 points and 3.8 rebounds per game while shooting 54.2% from the field and 84.6% from the free throw line.

TATE ON TARGET IN FIRST SEASON

Sophomore forward Cyrus Tate connected on 6-7 field goal attempts to score 13 points vs. The Citadel in his first action as a Hawkeye. It was more of the same in Iowa's win over Toledo as Tate hit 3-5 field goals and 3-4 free throws, collecting nine points, seven rebounds and two steals in 18 minutes. Tate collected four points, seven rebounds and two assists at Virginia Tech and he had six points and season-best nine rebounds vs. Coppin State.

Tate came up big in the first Big Ten game of his career in Iowa's win over Michigan State. He scored a season-best 14 points (6-7 field goals) and matched his season-high with nine rebounds.

Tate is averaging 4.6 points and 4.1 rebounds per game, shooting 45% from the field and 73.5% from the free throw line. Tate attended junior college one season before joining the Iowa program.

OFF THE BENCH

The Iowa reserves scored seven points had 21 rebounds against Minnesota, compared to two points and eight rebounds for the Gopher reserves.

Iowa is 5-4 when the reserves outscore the opponent's reserves, 5-3 when the opponent reserves score more points and 0-0 when the reserve scoring is even.

Iowa is 7-4 when the Hawkeye reserves have more rebounds than the opponent reserves, 3-3 when the opponent reserves have more rebounds and 0-0 when the reserve rebounding is even. Following is a game-by-game comparison with opponents:

Opponent	Iowa		Opponent	
	Pts.	Rebs.	Pts.	Rebs.
The Citadel	19	8	35	9
Toledo (n)	40	15	12	8
Alabama (n)	11	10	2	6
Villanova (n)	8	5	35	14
at Arizona State	17	9	10	4
at Virginia Tech	15	8	20	7
TX-Pan American	18	10	12	8
Coppin State	17	8	10	5
Northern Iowa	21	13	4	7
Iowa State	21	10	28	12
at Drake	16	1	20	11
Georgia State	32	25	26	16
TX Southern	18	13	25	11
Cornell	8	13	10	8
Mich. State	14	5	16	7
at Illinois	21	6	9	11
Minnesota	7	21	2	8
Totals	303	180	276	152
Average	17.8	10.6	16.2	8.9

LEADING THE TEAM

Following is the number of times a player led Iowa in scoring, rebounding, assists and steals. If two or more players tied for the team lead, all have been credited for that game:

Player	Scoring	Rebounding	Assists	Steals
J.R. Angle		1		1
Tony Freeman		1	7	3
Seth Gorney		1		2
Adam Haluska	12	1	2	8
Mike Henderson			2	2
Justin Johnson	1	2		2
Kurt Looby		6		2
Tyler Smith	4	5	7	9
Cyrus Tate		4		

IOWA FROM THE FREE THROW LINE

Iowa has made at least 80% of its free throws in five games and at least 70% of its free throws in 11 games, with a season-best 89.2% (33-37) vs. Texas Southern. Iowa has posted a 9-7 record when shooting at least 70% from the free throw line. Following is Iowa's won-loss breakdown based on free throw percentage:

Iowa FT%	W-L	Iowa FT%	W-L
50-59%	0-0	80-89%	3-2
60-69%	1-0	90-100%	0-0
70-79%	6-5		

STARTING LINE-UPS

Iowa has used five starting line-ups. Following is Iowa's record by line-up, with the most recent starting unit in bold:

Smith, Tate, Gorney, Haluska, Henderson (GSU, TSU, COR, MSU, ILL, MINN)	5-1
Looby, Gorney, Haluska, Freeman, Johnson (Citadel, Toledo)	2-0
Angle, Gorney, Haluska, Freeman, Smith (ISU, Drake)	1-1
Looby, Tate, Smith, Haluska, Johnson (VA Tech, UTPA, CSU, UNI)	2-2
Looby, Gorney, Smith, Haluska, Freeman (Ala, Vill, ASU)	0-3

IOWA SEEKS SEVENTH STRAIGHT

Iowa, in 2007, is seeking its seventh consecutive winning season. The current streak of six straight ranks as the second longest in the history of Iowa basketball. Iowa's record for consecutive winning seasons is seven, from 1950 through 1956. Pops Harrison, Bucky O'Connor and Rollie Williams all coached the Hawkeyes during those years. Only a 10-10 record in 1949 kept Iowa from 13 consecutive winning seasons (1944-56).

Harrison coached Iowa to five straight winning seasons from 1944-48, Lute Olson coached Iowa to winning seasons from 1979-83, George Raveling and Tom Davis combined to coach Iowa to winning seasons from 1985-89 and Davis coached Iowa to winning seasons from 1995-99. Iowa had five consecutive winning seasons on three occasions, 1979-83, 1985-89 and 1995-99.

Iowa is one of four Big Ten teams to post a winning record in each of the last six seasons, joining Illinois, Michigan State and Wisconsin. Iowa, in 2006, advanced to post-season play for the sixth straight season and returned to the NCAA Tournament for the second straight season.

THE HAWKEYE ROSTER

The Iowa roster includes 14 players. One of those players, David Palmer, will redshirt as a transfer from another Division I program. The squad includes two seniors, three juniors, six sophomores and three freshmen. Nine of the players are in their first year with the Iowa program.

Along with the four Iowans on the roster, there are two players from Illinois, Indiana and Tennessee and one from California, Ohio and Texas and St. John's, Antigua.

THE RETURNING CAST

Iowa returns two starters and five lettermen from 2006. The returning starters include seniors Adam Haluska and Mike Henderson, who each started all 34 games last season. Haluska was a third team all-Big Ten selection and an academic all-American.

With just five players returning from a year ago, Iowa returns 38.8% of its scoring, 27.9% of its rebounding, 40.8% of its assists and 41.8% of its steals. Iowa's returning players shot 42.9% from the field, 34.9% from three-point range and 77.4% from the free throw line.

IOWA PROGRAM REACHES 1,400 WINS

The Iowa basketball program reached 1,400 wins (now at 1,431) with a 79-46 victory over Texas-San Antonio on Nov. 26, 2005. Iowa is one of 37 NCAA Division I programs with as many as 1,400 wins. Iowa's basketball history includes 72 winning seasons and 24 years in which the Hawkeyes have won 20 or more games. Iowa (with 22) is one of 31 programs to earn more than 20 invitations into the NCAA Tournament.

ANOTHER STRONG SCHEDULE

Playing five of its first six games on the road, Iowa again faces a demanding schedule in 2006-07. After opening the season at home, Iowa participated in the Paradise Jam, defeating Toledo before falling to Alabama and Villanova.

Iowa also played at Arizona State and Virginia Tech in November. The in-state series included home dates with Northern Iowa and Iowa State and a visit to Drake.

Alabama was ranked 10th at the time of its win over Iowa, while Villanova and Virginia Tech were listed among teams receiving votes in the early season rankings.

Iowa will play 17 regular season games against teams that advanced to post-season play a year ago. That includes two games vs. Illinois (NCAA), Indiana (NCAA), Michigan State (NCAA) Wisconsin (NCAA), Penn State (NIT) and Minnesota (NIT) and single games vs. Northern Iowa (NCAA), Ohio State (NCAA) and Michigan (NIT) Alabama (NCAA) and Villanova (NCAA).

IOWA ON THE TUBE

Nearly every Iowa game throughout the 2006-07 season will be televised, with the only exception being the first round of the Paradise Jam in November. Fox Sports televised the semi-finals and third place game of the eight-team tournament.

The majority of Iowa's non-conference games will be televised on ESPN Regional. Games at Drake and Virginia Tech were on ESPNU and the contest at Arizona State was on Fox Sports.

During the Big Ten season, Iowa games vs. Michigan State, Indiana (twice), at Wisconsin and at Penn State will be televised on ESPN. Iowa's home game with Wisconsin can be seen on CBS and the home finale against Illinois could appear on either CBS or ESPN. All other conference games will be on ESPN Regional, while several conference games will be televised throughout the Big Ten Conference viewing area as part of the Big Ten regional network agreement with ESPN.

IOWA SCHEDULE NOTES

- Iowa has reached the title game in 12 of 14 in-season tournaments under Coach Steve Alford. The Hawkeyes have won their own Hawkeye Challenge in each of the eight years. Iowa was second in the Guardians Classic in both 2002 and 2006, second in the Maui Invitational in 2005 and second in the IKON Coaches vs. Cancer Classic in 2000. In the only events Iowa did not advance to the title game, the Hawkeyes placed third in the Rainbow Classic in 2001 and lost in the semi-finals of the 2006 Paradise Jam. Under Alford, Iowa is 28-7 while playing in tournament events during the season, plus 13-5 in the Big Ten Tournament and a combined 3-6 in the NIT and NCAA tournaments.
- Iowa is slated to play two schools which are headed by former University of Iowa presidents. Mary Sue Coleman is the President at the University of Michigan and David Skorton at Cornell University.
- Herb Sendek, the first year coach at Arizona State, was the head coach at North Carolina State a year ago when the Hawkeyes defeated the Wolfpack 45-42 in Iowa City as part of the ACC/Big Ten Challenge.
- Iowa Coach Steve Alford and LaSalle Coach John Giannini met when both were coaching in the NCAA Division III ranks. Alford's Manchester College team defeated Giannini and Rowan University 79-66 in the national semi-final game of the NCAA Tournament. Manchester lost to Wisconsin-Platteville in the title game that season before Alford left to become the head coach at Southwest Missouri State. Giannini led Rowan to the Division III national title the following season.
- Seth Greenberg, now the head coach at Virginia Tech, was the head coach at Long Beach State when Iowa defeated the Forty-Niners 101-79 in the finals of the 1993 Hawkeye Challenge.

IOWA HAS STRONG FINISH

Following is a list of Iowa's accomplishments in 2006:

- Posted 25 wins, which ranks as the second highest total in school history. The Hawkeyes won 30 games in 1987 and 24 games in 1988. The 22 regular season wins tie as the second most in school history. The Hawkeyes won 27 regular season games in 1987 and 22 in both 1988 and 1989.
- Posted 10 wins in 14 games against top 25 teams. Iowa was 3-2 against top 10 teams.
- Prior to tournament play, Iowa was the only Division I team in the nation to record 10 wins against teams that were ranked in the top 25 at the time of the game.

- Posted 11 Big Ten wins, the most for an Iowa team since the 1996-97 team won 12 conference games. The 11 Big Ten wins are the most for Iowa since the Big Ten went to a 16-game league schedule in 1998.
- Won the Big Ten Conference Tournament with three straight wins. Iowa also won the event in 2001 and was second in 2002. Iowa is one of three teams with two tournament titles and Coach Steve Alford is the only Big Ten coach to take three teams to the championship game.
- Earned a tie for second place in the regular season standings. Iowa had not placed as high as second in the regular season since earning a tie for second with a 12-6 record in 1997.
- Earned a third seed in the NCAA Tournament. The three seed is the highest since the Hawkeyes were seeded second in the 1987 event. Iowa was also a three seed in 1981.
- Earned the No. two seed in the Big Ten Tournament. Iowa's previous best seed in the event was fourth in 2004.
- Advanced to the title game of the Big Ten Conference Tournament for the third time since 2001.
- Defeated seven top 25 opponents in Carver-Hawkeye Arena. Iowa set school records for home wins and total wins over ranked opponents last season.
- Completed its first-ever undefeated home season in Carver-Hawkeye Arena, which opened in 1983, and its first undefeated home season since 1966.
- Completed the seventh season in Iowa history with an undefeated home record. Iowa was also undefeated at home in 1902 (3-0), 1926 (9-0), 1945 (11-0), 1948 (12-0), 1950 (6-0) and 1966 (12-0).
- Established a school record 17 home wins in one season. The previous record of 16 was established in 1985.
- Improved its overall home winning streak to 18 games, a streak that ranks longest in the Big Ten and fourth best in the nation.

NO THREE-POINTERS

Since the three-point shot became part of the college game, Iowa has played 14 games in which it has failed to make a three-point attempt. Iowa had made at least one three-point basket in 53 straight games before missing all five attempts in a 71-61 home win over Purdue in 2004. The five three-point attempts are the fewest attempted by a Steve Alford team at Iowa. Iowa's current streak includes at least one three-point basket in 104 straight games.

Following is a list of games in which Iowa did not make a three-point basket (11-3 record). During the 1982-83 season, when the three-point shot was first added, the number of three-point attempts in some games is unavailable.

Date	Opponent	3-pt.	Result
1/7/04	Purdue	0-5	W, 71-61
2/13/02	Penn State	0-9	L, 65-71
12/8/92	Northern Iowa	0-5	W, 64-44
12/6/91	Army	0-8	W, 74-39
12/12/88	Jackson State	0-3	W, 86-71
12/19/87	Iowa State	0-7	L, 100-102
2/10/83	Purdue	0-1	W, 55-46
12/29/82	Seton Hall	0	W, 85-63
12/28/82	James Madison	0	W, 55-47
12/18/82	UCLA	0	L, 66-75
12/11/82	Southern Cal	0	W, 66-55
12/8/82	Marquette	0	W, 87-66
12/3/82	Navy	0	W, 76-65
11/27/82	Brigham Young	0	W, 91-80

IOWA AT NEUTRAL SITES

Iowa is 1-2 in neutral site games this season, with all three games in the Paradise Jam. Iowa's three games in the Paradise Jam are the only neutral site games for the Hawkeyes prior to the 2007 Big Ten Tournament at the United Center in Chicago.

Iowa played six neutral site games in 2005-06, posting a 4-2 record. The Hawkeyes split neutral site games in the Guardians Classic, defeating ninth-ranked Kentucky in the semi-finals before falling to second-ranked Texas in the title game.

Iowa won three straight neutral site games at Consecro Fieldhouse in Indianapolis to claim the 2006 Big Ten Tournament title before falling in the first round of the NCAA Tournament at The Palace of Auburn Hills in Auburn Hills, MI.

IOWA IN TOURNAMENT PLAY

Iowa has fared well while taking part in regular-season tournaments over the past 24 years. In that time Iowa has won the Great Alaska Shootout (1986-87), the Cal-Irvine Anteater Classic (1986-87), the Maui Classic (1987-88), the San Juan Thanksgiving Shootout (1992-93), the San Juan Christmas Shootout (1997-98), the Big Ten Conference Tournament in 2001 and 2006 and its own invitational 24 times.

In addition, Iowa was runner-up in the 1985-86 Far West Classic, the 1987-88 All-College Tournament, the 1988-89 Chaminade Classic, the 1991-92 Tampa Tribune Holiday Invitational, the 1994-95 Rainbow Classic, the 1995-96 Great Alaska Shootout, the 1999-00 Coaches vs. Cancer Classic, the 2001-02 Guardians Classic, the 2005-06 Guardians Classic, the 2002 Big Ten Conference Tournament and the 2004 Maui Invitational.

IOWA IN THE NCAA TOURNAMENT

Iowa made its 22nd appearance in the NCAA Tournament in 2006, falling to Northwestern State in the opening round at The Palace of Auburn Hills. Iowa earned the Big Ten Conference's automatic bid by virtue of claiming the league's tournament title.

The Hawkeyes hold an overall record of 27-24 in the tournament, advancing to the Final Four in 1955 (fourth), 1956 (second) and 1980 (fourth). Iowa reached the regional championship in 1987 and lost in the regional semi-final in 1988 and 1999.

COACH ALFORD WITH THE MEDIA

Following is a list of dates for basketball news conferences and tele-conferences with Steve Alford.

The news conferences will be held in the Press Room at Carver-Hawkeye Arena. Selected players will be available for interviews following the sessions with Coach Alford.

Following are the news conference dates:

January Mon, 22nd
February Mon, 5th Mon, 12th Mon, 19th Mon, 26th
March Mon, 5th

IN-SEASON TELE-CONFERENCES

Following is a list of tele-conference dates with Coach Steve Alford. Each call will begin at 10:30 a.m. CT. Members of the media need to contact the UI Sports Information office for the dial in number and other details. Here are the tele-conference dates:

January Fri, 19th Fri, 26th Mon, 29th
February Fri, 2nd Fri, 9th Fri, 16th
March Fri, 2nd

Coach Alford will also be available on the Big Ten tele-conference calls, which take place each Monday during the Big Ten season. More details on the Big Ten time schedule will be available at a later date.

BIG TEN TELE-CONFERENCES

The Big Ten Conference office has scheduled tele-conferences with men's basketball coaches each week during the Big Ten portion of the 2006-07 season.

The tele-conferences are held each Monday from 9-11 a.m. CT and are scheduled through March 5. The calls will be available for play-back for 24 hours.

Contact the Big Ten office or the Iowa Sports Information office for the tele-conference and play-back phone numbers. Following is the coaches order of appearance:

9:00	Kelvin Sampson, Indiana	10:-00	Tom Izzo, Michigan State
9:10	Steve Alford, Iowa	10:10	Bo Ryan, Wisconsin
9:20	Jim Molinari, Minnesota	10:20	Tommy Amaker, Michigan
9:30	Bill Carmody, Northwestern	10:30	Thad Matta, Ohio State
9:40	Ed DeChellis, Penn State	10:40	Bruce Weber, Illinois
9:50	Matt Painter, Purdue	10:50	Player of the Week

BASKETBALL TICKETS AVAILABLE

Single game tickets remain for Iowa's six remaining home games, although there is a very limited supply remaining for weekend home games vs. Wisconsin, Indiana and Illinois. Tickets are available for \$20 and \$25, depending on the game. UI students can purchase single game tickets for \$15 on the day of the game, when available. The following options are also available:

- The Big Ten weekend package includes games vs. Minnesota, Wisconsin, Indiana and Illinois and is available for \$100.
- "Youth Basketball Nights" have been set for games vs. Penn State, Northwestern and Purdue. Tickets for students high school age or younger are \$10 for these games.
- Discounted tickets to select home games, earmarked for purchase by groups of 20 or more, are also available for purchase. For information about group ticket packages, fans should call the UI Sports Marketing Office at (319) 335-9431.

Fans interested in obtaining men's basketball tickets can do so at the UI Athletic Ticket Office, located in Carver-Hawkeye Arena, by calling the ticket office at 1-800-IA-HAWKS or by visiting the UI website at hawkeyesports.com.

SHOOT AT CARVER FOLLOWING HOME GAMES

Young fans of the University of Iowa men's basketball team who have longed for the opportunity to drop a free throw or make a lay-up on the playing floor of Carver-Hawkeye Arena will have that opportunity following upcoming home games.

The UI Department of Intercollegiate Athletics will provide the opportunity for interested fans to experience the thrill of making a basket inside the UI's award-winning facility after home games Jan. 28 against Wisconsin and Feb. 3 against Indiana.

As soon as possible after the conclusion of each game, 20 minutes will count down on the game clock, providing fans the opportunity to line up to shoot a free throw or attempt a lay-up at the basket nearest the Hawks Nest.

"I think this is a simple and fun way to provide an opportunity for our younger fans to be a little more engaged in our basketball program and to add to their experience of watching a game at Carver," said UI Coach Steve Alford. "Who knows, eight, 10 or 12 years from now one of the boys or girls who take advantage of the opportunity might find themselves wearing the uniform of the Iowa Hawkeyes."

Fans will be required to wear either gym shoes or socks while on the playing floor. The allotted time of 20 minutes is a starting point that should strike a balance between the interest of the fans of the Hawkeyes and the UI's need to have the facility emptied for clean-up and security.

IOWA INTRODUCES SOLDIERS FIRST PROGRAM

Coach Steve Alford and the Iowa Hawkeyes have introduced a new program that thanks active members of the U.S. Military for their service to the country by providing them the opportunity to enjoy a home game of the Iowa Hawkeyes with their family and/or friends.

The "Soldiers First" program offers five men or women who are on "active duty" with any branch of the U.S. Military the opportunity to cheer Alford's 2006-07 Iowa squad with three guests.

Ticket requests will be filled on a first-come, first-served basis.

Eligible servicemen and servicewomen can call the UI Sports Marketing Office at (319) 335-9431 to learn more about the "Soldier's First" program. Information and a registration form are also on the home page for men's basketball at hawkeyesports.com, the official world wide web site of the Iowa Hawkeyes.

HAWKEYES LOOKING FOR HEROES

Is there a hero among you, your friends, your family?

Coach Steve Alford and the Iowa Hawkeyes are looking for heroes, people who have gone above and beyond to help others.

"There are wonderful things being done each day in every community across the state of Iowa by outstanding people," said Hawkeye Coach Steve Alford. "Our basketball staff feels the "Heroes Among Us" program is an easy way to salute the friends and neighbors of ours who are making a difference in the lives of their friends and neighbors."

Nomination forms for the "Heroes Among Us" program are available online at hawkeyesports.com, the official web site of the Iowa Hawkeyes. Fans can print their nomination form by visiting the men's basketball home page and clicking on the "Heroes Among Us" line under the "Features" heading.

The UI will select one here to be saluted at each Hawkeye home game throughout the remainder of the season. The hero, and the individual who nominated them, will be provided pairs of tickets to the game and a \$10 gift certificate to the Official Iowa Hawk Shop. The hero will also be recognized when they are in attendance.

This marks the second year of the "Heroes Among Us" program, as 15 Iowans were recognized at home games a year ago.

HIGHLIGHTS AND SOUND BITES ON SATELLITE

Sound bites with coaches and athletes from Iowa's winter sports teams are available each Wednesday throughout the winter.

The video sound bites are available from 3:30-3:45 p.m. CT and include all winter sports, including men's and women's basketball and wrestling. The coordinates are satellite IN-TELSAT A-5 (C), transponder 15.

IOWA INFORMATION ON THE WEB

Iowa basketball information is available on the University of Iowa's web site, hawkeyesports.com. Once you have entered the web site, you may obtain biographical information on Iowa players and coaches, game notes, game stories and box scores from all games throughout the season, plus team and individual cumulative stats and a pdf version of Iowa's History and Record book.

Members of the media who wish to have this information forwarded via e-mail throughout the season may do so by contacting the Iowa Sports Information office with your e-mail address.

IOWA PHOTOS AVAILABLE

Up-to-date head shots of all Iowa players and coaches are available on the internet at pics.hawkeyebasketball.com. Contact the Iowa Sports Information office if you are in need of additional photos.

HALK TALK WITH STEVE ALFORD

Fans of the University of Iowa basketball program may join Iowa Coach Steve Alford and radio announcer Gary Dolphin each week during the season for the "Hawk Talk with Steve Alford" radio call-in show. The show takes place each week at Carlos O'Kelly's Mexican Café in Iowa City from 6 to 7:30 p.m.


The show will take place on the following dates: January 17, 22 and 29; February 5, 12, 19 and 28; March 5 and 12.

COMING UP NEXT

Iowa plays at Ohio State Saturday, Jan. 20 (7:05 p.m. CT, ESPN Regional). The Hawkeyes return home to host Penn State Wednesday, Jan. 24 (7:05 p.m., ESPN Regional).

**3 - - Drew Adams, G, 6-1, 185, Sophomore, Bloomington, IN (Florida CC)*

- Two points and one rebound in win over The Citadel
- Played one season at Florida Community College
- Averaged 14 points and four assists per game
- Shot 40% from three point range and 84% from the free throw line
- Earned first team all-conference, all-area and all-sectional honors as a prep senior
- Holds school record for three-point percentage (49.5%) in a season and ranks second in career three-point percentage (44.5%)
- Ranks among top five in career free throw percentage (80%)
- Team captain and MVP as a senior
- Averaged 14 points and 2.5 assists as a senior, helping team post 17-4 overall record
- Member of AAU team that won six state championships and finished second in the nation.



Adams, Game-by-Game

Opp.	S	FG	3-PT	FT	O-D-RE	PF	TP	A	T	B	S	M
The Citadel	N	1-1	0-0	0-0	1-0-1	1	2	0	0	0	0	2
Toledo (n)					DNP							
Alabama (n)					DNP							
Villanova (n)	N	0-0	0-0	0-0	0-0-0	0	0	0	0	0	0	2
at AZ State					DNP							
at VA Tech					DNP							
TX-Pan Am.					DNP							
Coppin State					DNP							
Northern IA					DNP							
IA State					DNP							
at Drake					DNP							
GA State	N	0-1	0-0	0-0	0-1-1	0	0	0	1	0	0	2
TX Southern	N	0-1	0-0	0-0	0-0-0	0	0	1	0	0	0	2
Cornell					DNP							
Mich. State					DNP							
at Illinois					DNP							
Minnesota					DNP							
at Indiana												
at Ohio State												
Penn State												
Wisconsin												
at Michigan												
Indiana												
at Minnesota												
at Wisconsin												
Northwestern												
at Mich. State												
Purdue												
at Penn State												
Illinois												
Big Ten Tournament												

Career Bests

- Points:** 2 vs. The Citadel, 11/13/06
Rebounds: 1, twice, last vs. Georgia State, 12/20/06
FGM: 1 vs. The Citadel, 11/13/06
FGA: 1, twice, last vs. Georgia State, 12/20/06
FTM:
FTA:
Assists: 1 vs. Texas Southern, 12/23/06
Steals:
Blocks:
Minutes: 2, four times, last vs. Texas Southern, 12/23/06

Career Statistics

YEAR	G/GS	FG-A	PCT	3-PT	PCT	FT-A	PCT	O-D-RB	AVG	PF-DI	AS	TO	BK	ST	PTS	AVG
Soph.	5/0	1-3	.333	0-0	.000	0-0	.000	1-1-2	0.4	1-0	1	1	0	0	2	0.4

**4 - - J.R. Angle, G/F, 6-7, 200, Sophomore, Franklin, IN (Indian Creek HS)*

- Four points in win over Michigan State
- Two points and two rebounds in win over Texas Southern
- Four points, two rebounds and two steals in win over Georgia State
- Five points and four rebounds in first career start against Iowa State
- Two points against Northern Iowa
- Career-high eight points and two rebounds in win over Coppin State
- Career-high five rebounds in win over Texas-Pan American
- Tied career-high with five points at Arizona State
- Career-high five points vs. Villanova
- Three rebounds and one steal vs. Alabama in career-best 16 minutes
- Two points and two rebounds in win over The Citadel
- Six points and eight rebounds in Black and Gold Blowout
- Used redshirt and did not see action in 2005-06
- Saw action in 11 games in 2005, with no starts



Angle, Game-by-Game

Opp.	S	FG	3-PT	FT	O-D-RE	PF	TP	A	T	B	S	M
The Citadel	N	1-2	0-0	0-0	1-1-2	0	2	0	0	0	0	7
Toledo (n)	N	0-1	0-0	0-0	0-1-1	1	0	0	1	0	0	7
Alabama (n)	N	0-2	0-0	0-0	2-1-3	2	0	0	2	0	1	16
Villanova (n)	N	2-2	1-1	0-0	0-0-0	1	5	0	0	0	0	4
at AZ State	N	2-4	1-2	0-0	1-0-1	0	5	0	0	0	0	12
at VA Tech	N	0-1	0-0	0-0	1-0-1	4	0	0	1	0	0	3
TX-Pan Am.	N	0-1	0-1	0-0	1-4-5	1	0	1	0	0	0	12
Coppin State	N	3-4	0-0	2-2	1-1-2	2	8	1	0	0	0	13
Northern IA	N	0-1	0-1	2-2	0-0-0	1	2	0	0	0	1	11
IA State	Y	2-2	1-1	0-0	0-2-2	4	5	0	1	0	1	15
at Drake	Y	0-2	0-0	0-0	0-1-1	3	0	1	1	0	0	18
GA State	N	2-2	0-0	0-0	1-1-2	3	4	0	0	0	2	12
TX Southern	N	1-2	0-1	0-0	0-2-2	0	2	0	0	0	0	10
Cornell	N	0-0	0-0	2-2	0-1-1	2	2	1	1	0	0	8
Mich. State	N	2-4	0-0	0-0	0-0-0	0	4	0	0	0	0	7
at Illinois	N	0-1	0-1	0-0	0-0-0	0	0	0	0	0	0	6
Minnesota	N	0-0	0-0	0-0	0-0-0	0	0	0	0	0	0	1
at Indiana												
at Ohio State												
Penn State												
Wisconsin												
at Michigan												
Indiana												
at Minnesota												
at Wisconsin												
Northwestern												
at Mich. State												
Purdue												
at Penn State												
Illinois												
Big Ten Tournament												

Career Bests

- Points:** 8 vs. Coppin State, 12/2/06
Rebounds: 5 vs. Texas-Pan American, 12/1/06
FGM: 3 vs. Coppin State, 12/2/06
FGA: 4, twice, last vs. Coppin State, 12/2/06
FTM: 2, twice, last vs. Northern Iowa, 12/5/06
FTA: 2, twice, last vs. Northern Iowa, 12/5/06
Assists: 1, three times, last at Drake, 12/16/06
Steals: 2 vs. Georgia State, 12/20/06
Blocks:
Minutes: 18 at Drake, 12/16/06

Career Statistics

YEAR	G/GS	FG-A	PCT	3-PT	PCT	FT-A	PCT	O-D-RB	AVG	PF-DI	AS	TO	BK	ST	PTS	AVG
Fresh.	11/0	4-11	.364	2-5	.400	0-0	.000	1-5-6	0.5	2-0	1	6	0	0	10	0.9
Soph.	16/2	15-31	.484	3-8	.375	6-6	1.000	8-15-23	1.4	24-0	4	7	0	5	39	2.3
Career	27/2	19-42	.452	5-13	.385	6-6	1.000	9-20-29	1.0	26-0	5	13	0	5	49	1.8

15 -- Dan Bohall, G, 6-4, 193, Freshman, Sioux City, IA (East HS)

- One steal in win over The Citadel
- One rebound, one assist and one block in exhibition win over Buena Vista
- Six points in Black and Gold Blowout
- Used redshirt and did not see action in 2005-06
- Earned first team all-state honors as a junior and senior
- Two-time first team all-conference and all-district selection
- Named to all-Tournament team at state tournament after helping East place second in state as a senior
- Team captain and MVP as a junior and senior, helping team post 21-4 record in final season
- Averaged 21.6 points, 6.4 rebounds and 4.5 assists per game as a senior, shooting 56% from the field and 79% from the free throw line



Bohall, Game-by-Game

Opp.	S	FG	3-PT	FT	O-D-RE	PF	TP	A	T	B	S	M
The Citadel	N	0-1	0-0	0-0	0-0-0	1	0	0	0	0	1	2
Toledo (n)					DNP							
Alabama (n)	N	0-0	0-0	0-0	0-0-0	1	0	0	0	0	0	1
Villanova (n)	N	0-1	0-1	0-0	0-0-0	1	0	0	0	0	0	2
at AZ State					DNP							
at VA Tech					DNP							
TX-Pan Am.	N	0-0	0-0	0-2	0-0-0	0	0	0	0	0	0	1
Coppin State					DNP							
Northern IA					DNP							
IA State	N	0-0	0-0	0-0	0-0-0	0	0	0	0	0	0	2
at Drake					DNP							
GA State	N	0-0	0-0	0-0	0-0-0	0	0	0	0	0	0	4
TX Southern	N	0-2	0-0	0-0	0-0-0	0	0	0	0	0	0	2
Cornell					DNP							
Mich. State					DNP							
at Illinois					DNP							
Minnesota at Indiana					DNP							
at Ohio State												
Penn State												
Wisconsin at Michigan												
Indiana at Minnesota												
at Wisconsin												
Northwestern at Mich. State												
Purdue at Penn State												
Illinois												
Big Ten Tournament												

Career Bests

Points:

Rebounds:

FGM:

FGA: 2 vs. Texas Southern, 12/23/06

FTM:

FTA: 2 vs. Texas-Pan American, 12/1/06

Assists:

Steals: 1 vs. The Citadel, 11/13/06

Blocks:

Minutes: 4 vs. Georgia State, 12/20/06

Career Statistics

YEAR	G/GS	FG-A	PCT	3-PT	PCT	FT-A	PCT	O-D-RB	AVG	PF-DI	AS	TO	BK	ST	PTS	AVG
Fresh.	7/0	0-4	.000	0-1	.000	0-2	.000	0-0-0	0.0	3-0	0	0	0	1	0	0.0

0 - - Josh Crawford, C, 6-10, 200, Freshman, Long Beach, CA (Wilson HS)

- Two points in win over Georgia State
- One rebound and one assist vs. Villanova
- One rebound vs. Alabama
- One rebound in win over The Citadel
- Six points in Black and Gold Blowout
- Named to all-conference team as a senior
- Team captain and team MVP as a senior
- Averaged 13.3 points while shooting 49% from the field as a senior
- Averaged 7.7 rebounds and 4.6 blocked shots
- Led prep team in scoring, rebounding and blocked shots
- Ranked first in the conference in blocked shots (111 blocks) and was third in rebounding



Crawford, Game-by-Game

Opp.	S	FG	3-PT	FT	O-D-RE	PF	TP	A	T	B	S	M
The Citadel	N	0-0	0-0	0-0	0-1-1	0	0	0	0	0	0	1
Toledo (n)					DNP							
Alabama (n)	N	0-0	0-0	0-0	0-1-1	0	0	0	0	0	0	2
Villanova (n)	N	0-0	0-0	0-0	1-0-1	0	0	1	0	0	0	2
at AZ State					DNP							
at VA Tech					DNP							
TX-Pan Am.	N	0-0	0-0	0-0	0-0-0	0	0	0	0	0	0	3
Coppin State					DNP							
Northern IA					DNP							
IA State	N	0-1	0-0	0-0	0-0-0	1	0	0	0	0	0	2
at Drake					DNP							
GA State	N	1-4	0-0	0-1	1-0-1	1	2	0	0	0	0	4
TX Southern	N	0-0	0-0	0-0	0-1-1	1	0	0	0	1	0	.3
Cornell					DNP							
Mich. State					DNP							
at Illinois					DNP							
Minnesota					DNP							
at Indiana												
at Ohio State												
Penn State												
Wisconsin												
at Michigan												
Indiana												
at Minnesota												
at Wisconsin												
Northwestern												
at Mich. State												
Purdue												
at Penn State												
Illinois												
Big Ten Tournament												

Career Bests

- Points:** 2 vs. Georgia State, 12/20/06
Rebounds: 1, five times, last vs. Texas Southern, 12/23/06
FGM: 1 vs. Georgia State, 12/20/06
FGA: 4 vs. Georgia State, 12/20/06
FTM:
FTA: 1 vs. Georgia State, 12/20/06
Assists: 1 vs. Villanova, 11/20/06
Steals:
Blocks: 1 vs. Texas Southern, 12/23/06
Minutes: 4 vs. Georgia State, 12/20/06

Career Statistics

YEAR	G/GS	FG-A	PCT	3-PT	PCT	FT-A	PCT	O-D-RB	AVG	PF-DI	AS	TO	BK	ST	PTS	AVG
Fresh.	8/0	1-5	.200	0-0	.000	0-1	.000	2-3-5	0.6	3-0	1	0	1	0	2	0.3

**11 -- Tony Freeman, G, 6-1, 190, Sophomore, Maywood, IL (St. Joseph's HS)*

- Seven points and a career-high nine rebounds in win over Minnesota
- Five points and two assists at Illinois
- Three points, five assists and three steals in win over Michigan State
- Six points and seven assists in win over Cornell
- Four points and four assists in win over Texas Southern
- 12 points, three rebounds and two assists in win over Georgia State
- Four points and three assists at Drake
- 11 points, two rebounds, five assists and three steals in win over Iowa State
- 11 points, four rebounds and four assists against Northern Iowa
- Six points and five assists in win over Coppin State
- 10 points, five assists and two steals in win over Texas-Pan American
- 11 points and two assists at VA Tech
- Seven points and five assists vs. Villanova
- Career-high 16 points, four rebounds and three assists vs. Alabama
- Eight rebounds and three assists in win over Toledo
- Career-high 11 assists, along with six rebounds and seven points, in win over The Citadel



Freeman, Game-by-Game

Opp.	S	FG	3-PT	FT	O-D-RE	PF	TP	A	T	B	S	M
The Citadel	Y	3-7	1-3	0-0	1-5-6	1	7	11	3	0	1	32
Toledo (n)	Y	0-5	0-2	2-2	0-8-8	1	2	3	8	0	1	33
Alabama (n)	Y	6-13	4-9	0-0	2-2-4	2	16	3	2	0	1	23
Villanova (n)	Y	2-6	2-4	1-3	0-1-1	3	7	5	4	0	0	31
at AZ State	Y	1-7	1-6	0-0	0-0-0	0	3	2	1	0	2	26
at VA Tech	N	4-5	1-2	2-2	0-2-2	4	11	2	5	0	0	21
TX-Pan Am.	N	4-6	1-2	1-2	0-1-1	2	10	5	1	0	2	25
Coppin State	N	1-6	1-5	3-4	1-1-2	1	6	5	2	0	1	25
Northern IA	N	4-9	3-5	0-0	1-3-4	4	11	4	2	0	1	29
IA State	Y	5-7	1-1	0-0	0-2-2	1	11	5	3	0	3	23
at Drake	Y	2-9	0-5	0-0	0-1-1	1	4	3	0	0	1	28
GA State	N	4-7	3-4	1-1	0-3-3	0	12	2	1	0	0	22
TX Southern	N	0-4	0-2	4-5	0-1-1	0	4	4	0	0	1	24
Cornell	N	2-4	2-3	0-0	0-0-0	0	6	7	2	0	0	25
Mich. State	N	1-1	1-1	0-1	0-1-1	1	3	5	1	0	3	17
at Illinois	N	2-2	1-1	0-0	0-1-1	1	5	2	2	0	0	20
Minnesota	N	2-7	0-3	3-3	0-9-9	2	7	1	0	0	0	23
at Indiana												
at Ohio State												
Penn State												
Wisconsin												
at Michigan												
Indiana												
at Minnesota												
at Wisconsin												
Northwestern												
at Mich. State												
Purdue												
at Penn State												
Illinois												
Big Ten Tournament												

Career Bests


- Points:** 16 vs. Alabama, 11/19/06
- Rebounds:** 9 vs. Minnesota, 1/13/07
- FGM:** 6 vs. Alabama, 11/19/06
- FGA:** 13 vs. Alabama, 11/19/06
- FTM:** 4 vs. Texas Southern, 12/23/06
- FTA:** 5 vs. Texas Southern, 12/23/06
- Assists:** 11 vs. The Citadel, 11/13/06
- Steals:** 3, three times, last vs. Iowa State, 12/8/06
- Blocks:**
- Minutes:** 33 vs. Toledo, 11/17/06

Career Statistics

YEAR	G/GS	FG-A	PCT	3-PT	PCT	FT-A	PCT	O-D-RB	AVG	PF-DI	AS	TO	BK	ST	PTS	AVG
Fresh.	33/4	40-118	.339	21-69	.304	10-16	.625	8-34-42	1.3	42-1	53	55	0	19	111	3.4
Soph.	17/7	43-105	.410	22-58	.379	17-23	.739	5-41-46	2.7	24-0	69	37	0	17	125	7.4
Career	50/11	83-223	.372	43-127	.339	27-39	.692	13-75-88	1.8	66-1	122	92	0	36	236	4.7

****53 - - Seth Gorney, C, 7-0, 245, Junior, Vandalia, OH (Butler HS)**

- Six points and four rebounds in win over Minnesota
- Six points and four rebounds at Illinois
- Four points and three rebounds in win over Michigan State
- Four points and three rebounds in win over Cornell
- Tied a career-high with 10 points and three rebounds in win over Texas Southern
- Eight points (4-4 FG's) and five rebounds in win over Georgia State
- Two points and four rebounds at Drake
- Six points and four rebounds in win over Iowa State
- Eight points and a career-high nine rebounds against Northern Iowa
- Eight points and four rebounds in win over Texas-Pan American
- Four points and five rebounds at VA Tech
- Tied career-high with 10 points vs. Alabama, along with three assists and two rebounds
- Tied a career-high with 10 points in win over Toledo, along with five rebounds
- Tied a career-high with 10 points, along with a career-high three steals, in win over The Citadel
- Averaged 5.3 points and 5.8 rebounds on summer tour with Big Ten squad, helping team post 3-1 record in four game tour in Australia.



Gorney, Game-by-Game

Opp.	S	FG	3-PT	FT	O-D-RE	PF	TP	A	T	B	S	M
The Citadel	Y	4-7	0-0	2-2	1-1-2	0	10	1	2	0	3	25
Toledo (n)	Y	4-6	0-0	2-2	2-3-5	3	10	0	0	1	0	25
Alabama (n)	Y	5-10	0-1	0-0	2-0-2	2	10	3	2	0	2	28
Villanova (n)	Y	1-3	0-0	0-0	1-0-1	2	2	0	0	0	0	14
at AZ State	Y	1-2	0-0	0-0	1-2-3	3	2	2	1	0	0	10
at VA Tech	N	2-3	0-0	0-0	2-3-5	2	4	0	1	0	1	19
TX-Pan Am.	N	3-4	0-0	2-2	0-4-4	1	8	0	0	0	0	23
Coppin State	N	1-1	0-0	0-0	1-2-3	4	2	1	1	0	0	13
Northern IA	N	4-13	0-0	0-0	3-6-9	1	8	0	0	0	1	30
IA State	Y	3-5	0-0	0-0	2-2-4	4	6	1	0	1	1	17
at Drake	Y	1-1	0-0	0-1	2-3-5	4	2	2	1	0	0	19
GA State	Y	4-4	0-0	0-0	1-4-5	3	8	1	1	0	0	16
TX Southern	Y	4-5	0-0	2-2	0-3-3	3	10	0	0	0	2	23
Cornell	Y	2-3	0-0	0-0	1-2-3	0	4	1	0	0	1	24
Mich. State	Y	1-2	0-0	1-1	0-3-3	4	3	0	1	0	0	17
at Illinois	Y	3-6	0-0	0-1	0-4-4	3	6	0	0	0	0	19
Minnesota	Y	2-8	0-0	2-2	3-1-4	2	6	0	0	1	0	17
at Indiana												
at Ohio State												
Penn State												
Wisconsin												
at Michigan												
Indiana												
at Minnesota												
at Wisconsin												
Northwestern												
at Mich. State												
Purdue												
at Penn State												
Illinois												
Big Ten Tournament												

Career Bests


- Points:** 10, five times, last vs. Texas Southern, 12/23/06
Rebounds: 9 vs. Northern Iowa, 12/5/06
FGM: 5, twice, last vs. Alabama, 11/19/06
FGA: 13 vs. Northern Iowa, 12/5/06
FTM: 2, twice, last vs. Toledo, 11/17/06
FTA: 2, twice, last vs. Toledo, 11/17/06
Assists: 3 vs. Alabama, 11/19/06
Steals: 3 vs. The Citadel, 11/13/06
Blocks: 1, five times, last vs. Iowa State, 12/8/06
Minutes: 30 vs. Northern Iowa, 12/5/06

Career Statistics

YEAR	G/GS	FG-A	PCT	3-PT	PCT	FT-A	PCT	O-D-RB	AVG	PF-DI	AS	TO	BK	ST	PTS	AVG
Fresh.	21/0	5-7	.714	0-0	.000	4-7	.571	8-14-22	1.0	15-0	3	5	1	5	14	0.7
Soph.	22/0	13-21	.619	0-0	.000	1-2	.500	5-17-22	1.0	13-0	3	5	2	1	27	1.2
Jun.	17/13	45-83	.542	0-1	.000	11-13	.846	22-43-65	3.8	41-0	12	10	3	11	101	5.9
Career	60/13	63-111	.568	0-1	.000	16-22	.727	35-74-109	1.8	69-0	18	20	6	17	142	2.4

****1 - - Adam Haluska, G, 6-5, 210, Senior, Carroll, IA (Carroll HS)**

- Has started all 115 games in his career, a streak that is the longest in the nation among active players
- Named Big Ten Player of the Week for his play in wins over Georgia State and Texas Southern
- 22 points and four rebounds in win over Minnesota
- 25 points (12-13 FTs) in loss at Illinois
- 16 points, five rebounds, four assists and three steals in win over Michigan State
- 29 points (10-13 FGs, 6-9 treys), three rebounds and four steals vs. Cornell
- 21 points and four rebounds in win over Texas Southern
- Career-high 36 points, four assists and two steals vs. GA State
- 21 points and seven rebounds at Drake
- 18 points, four rebounds and two steals in win over Iowa State
- Named Hawkeye Challenge MVP
- 31 points and nine assists and nine rebounds vs. Coppin State
- Eight points, five assists, four rebounds and three steals in win over Texas-Pan American
- 24 points (9-17 FGs) and two rebounds at VA Tech
- 24 points, four rebounds and three assists at Arizona State
- 18 points and four rebounds vs. Villanova
- Matched career-highs with 29 points and six assists, along with five rebounds, in win over The Citadel
- Named to pre-season all-Big Ten team
- Named to pre-season Watch List for John R. Wooden all-American team
- Named to pre-season Watch List for the Naismith Award
- Recognized as recipient of 2006 Anson Mount Scholar/Athlete Award by Playboy Magazine, earning a \$5,000 donation to the UI general scholarship fund
- Career point total stands at 1,570 including 1,286 at Iowa



Haluska, Game-by-Game

Opp.	S	FG	3-PT	FT	O-D-RE	PF	TP	A	T	B	S	M
The Citadel	Y	8-16	6-14	7-7	0-5-5	2	29	6	3	0	1	33
Toledo (n)	Y	2-15	2-8	4-4	1-4-5	3	10	2	5	0	0	38
Alabama (n)	Y	2-13	0-9	0-0	0-4-4	2	4	2	3	0	0	32
Villanova (n)	Y	5-13	1-3	7-8	0-4-4	2	18	1	5	1	1	27
at AZ State	Y	8-17	4-11	4-4	0-4-4	1	24	3	1	0	2	34
at VA Tech	Y	9-17	5-10	1-2	1-1-2	4	24	1	4	1	0	39
TX-Pan Am.	Y	2-10	0-5	4-4	1-3-4	0	8	5	1	0	3	32
Coppin State	Y	10-18	6-12	5-5	4-5-9	3	31	9	1	0	2	37
Northern IA	Y	3-10	1-3	2-2	0-3-3	3	9	3	1	0	2	33
IA State	Y	5-14	2-4	6-7	0-4-4	0	18	1	1	2	2	33
at Drake	Y	5-15	4-10	7-8	1-6-7	2	21	1	2	0	2	36
GA State	Y	13-19	6-11	4-4	1-0-1	0	36	4	0	0	2	28
TX Southern	Y	7-16	2-5	5-6	0-4-4	2	21	1	0	0	0	27
Cornell	Y	10-13	6-9	3-4	0-3-3	1	29	1	0	1	4	35
Mich. State	Y	4-15	2-9	6-7	0-5-5	1	16	4	0	0	3	37
at Illinois	Y	5-14	3-5	12-13	0-2-2	0	25	1	4	0	1	38
Minnesota	Y	6-14	2-9	8-10	0-4-4	3	22	0	2	0	0	32
at Indiana												
at Ohio State												
Penn State												
Wisconsin												
at Michigan												
Indiana												
at Minnesota												
at Wisconsin												
Northwestern												
at Mich. State												
Purdue												
at Penn State												
Illinois												
Big Ten Tournament												

Career Bests

Points:	36 vs. Georgia State, 12/20/06
Rebounds:	11 vs. Arkansas-Pine Bluff, 12/8/02
FGM:	13 vs. Georgia State, 12/20/06
FGA:	23 vs. Texas, 11/22/05
FTM:	12 at Illinois, 1/10/07
FTA:	13, twice, last at Illinois, 1/10/07
Assists:	9, vs. Coppin State, 12/2/06
Steals:	4, twice, last vs. Cornell, 12/30/06
Blocks:	2, five times, last vs. Iowa State, 12/8/06
Minutes:	51 vs. Minnesota, 1/18/06

Career Statistics

YEAR	G/GS	FG-A	PCT	3-PT	PCT	FT-A	PCT	O-D-RB	AVG	PF-DI	AS	TO	BK	ST	PTS	AVG
*Fresh.	31/31	103-259	.398	40-119	.336	38-50	.760	21-91-112	3.6	83-2	30	39	13	23	284	9.2
Soph.	33/33	152-318	.478	58-149	.389	105-130	.808	25-106-131	4.0	75-3	52	46	9	35	467	14.2
Jun.	34/34	149-357	.417	64-185	.346	112-132	.848	21-138-159	4.7	61-1	78	68	6	36	474	13.9
Sen.	17/17	104-249	.418	52-137	.380	85-95	.895	9-61-70	4.1	29-0	45	33	5	25	345	20.3
Career	115/115	508-1183	.429	214-590	.363	340-407	.835	76-396-472	4.1	248-6	205	186	33	119	1570	13.7

* - - 2002-03 at Iowa State

*****35 - - Mike Henderson, G, 6-3, 200, Senior, Waterloo, IA (East HS)**

- Seven points in win over Minnesota
- Five points (5-6 FTs) vs. Michigan State, including 5-6 FTs in final 40 seconds
- Six points, four assists and two steals in win over Cornell
- Tied a career-high with nine assists along with nine points and three steals in win over Texas Southern
- Career-high nine assists along with eight points and four rebounds in first start of season against Georgia State
- Eight points in win over Iowa State
- Two assists against Northern Iowa
- Returned to action vs. Coppin State on December 2
- Suffered fracture to right pinkie finger in practice on Oct. 31 and will miss 3-6 weeks
- 11 points, eight assists and four rebounds in Black and Gold Blowout
- Earned team Most Improved Award in 2006
- Averaged 7.6 points and 3.9 rebounds while starting all 34 games a year ago
- Shot 48.7% from the field, 46.4% from three-point range and 69.9% from the free throw line



Henderson, Game-by-Game

Opp.	S	FG	3-PT	FT	O-D-RE	PF	TP	A	T	B	S	M
The Citadel												
Toledo (n)												
Alabama (n)												
Villanova (n)												
at AZ State												
at VA Tech												
TX-Pan Am.												
Coppin State	N	0-3	0-0	1-2	0-0-0	1	1	0	3	0	0	8
Northern IA	N	0-1	0-0	0-0	0-0-0	0	0	2	1	0	0	11
IA State	N	3-5	0-0	2-2	0-0-0	2	8	1	5	0	1	15
at Drake	N	1-3	0-0	0-0	0-0-0	2	2	2	3	0	1	26
GA State	Y	2-4	0-0	4-6	1-3-4	2	8	9	3	0	1	30
TX Southern	Y	3-5	0-0	3-3	1-3-4	1	9	9	4	0	3	30
Cornell	Y	3-8	0-0	0-0	0-1-1	1	6	4	5	0	2	30
Mich. State	Y	0-5	0-0	5-6	0-0-0	1	5	1	2	0	1	31
at Illinois	Y	2-5	0-1	0-0	0-3-3	3	4	2	3	0	1	24
Minnesota	Y	3-4	0-0	1-3	0-1-1	1	7	1	2	0	0	31
at Indiana												
at Ohio State												
Penn State												
Wisconsin												
at Michigan												
Indiana												
at Minnesota												
at Wisconsin												
Northwestern												
at Mich. State												
Purdue												
at Penn State												
Illinois												
Big Ten Tournament												

Career Bests

Points: 17, twice, last at Purdue, 2/1/06
Rebounds: 8, twice, last vs. Illinois, 1/7/06
FGM: 7 at Purdue, 2/1/06
FGA: 11 vs. Robert Morris, 12/22/05
FTM: 7 vs. Kentucky, 11/21/05
FTA: 9 vs. Kentucky, 11/21/05
Assists: 9, twice, last vs. Texas Southern, 12/23/06
Steals: 5 at Michigan, 3/5/05
Blocks: 1, three times, last vs. Michigan State, 3/11/06
Minutes: 50 vs. Minnesota, 1/18/06

Career Statistics

YEAR	G/GS	FG-A	PCT	3-PT	PCT	FT-A	PCT	O-D-RB	AVG	PF-DI	AS	TO	BK	ST	PTS	AVG
Fresh.	10/0	11-29	.379	0-1	.000	10-19	.526	4-14-18	1.8	11-0	13	8	0	6	32	3.2
Soph.	33/14	59-144	.410	5-16	.313	40-61	.656	17-53-70	2.1	55-1	39	59	3	26	163	4.9
Jun.	34/34	91-187	.487	13-28	.464	65-93	.6999	41-93-134	3.9	53-0	68	78	5	38	260	7.6
Jun.	10/6	17-43	.395	0-1	.000	16-22	.727	2-11-13	1.3	14-0	31	31	0	10	50	5.0
Career	87/54	178-103	.442	18-46	.391	131-195	.672	64-171-235	2.7	133-1	151	176	8	80	505	5.8

24 - - Justin Johnson, G, 6-6, 190, Junior, Tyler, TX (Tyler CC)

- Career-high eight rebounds in win over Minnesota
- 11 points (3-4 FGs, 3-3 3pt FG's) at Illinois
- Career-high three blocks and tied a career-high with six rebounds in win over Cornell
- Nine points (6-6 FT's), two rebounds and two steals in win over Texas Southern
- Eight points, six rebounds and four assists in win over Georgia State
- 12 points (4-5 3pt FG's) at Drake
- Six points in win over Iowa State
- Named to the Hawkeye Challenge all-tournament team
- 13 points, five rebounds and four assists in win over Coppin State
- Career-high 14 points (4-6 3pt FG's) and five rebounds in win over Texas-Pan American
- Nine points, six rebounds and two assists at VA Tech
- Eight points and four assists at Arizona State
- Six points, three assists and two rebounds vs. Alabama
- Three points and two rebounds in win over Toledo
- Six points and three rebounds in win over The Citadel
- 22 points (4-6 3pt FG's) and four rebounds in exhibition win over Buena Vista



Johnson, Game-by-Game

Opp.	S	FG	3-PT	FT	O-D-RE	PF	TP	A	T	B	S	M
The Citadel	Y	2-7	2-7	0-0	1-2-3	1	6	0	3	0	0	31
Toledo (n)	Y	1-4	1-1	0-0	1-1-2	1	3	0	0	0	0	20
Alabama (n)	N	2-8	2-7	0-0	0-2-2	1	6	3	0	0	0	22
Villanova (n)	N	0-3	0-1	0-0	0-1-1	2	0	1	1	0	0	23
at AZ State	N	3-5	2-4	0-0	0-2-2	1	8	4	1	1	1	25
at VA Tech	Y	3-4	3-4	0-0	0-6-6	2	9	2	2	0	0	31
TX-Pan Am.	Y	5-11	4-6	0-0	1-4-5	1	14	0	3	0	1	30
Coppin State	Y	5-9	3-6	0-0	2-3-5	1	13	4	5	1	2	34
Northern IA	Y	1-5	1-2	0-0	0-0-0	2	3	0	1	0	0	10
IA State	N	2-5	2-2	0-0	0-1-1	0	6	1	0	1	0	20
at Drake	N	4-5	4-5	0-0	0-0-0	1	12	0	1	0	0	16
GA State	N	2-8	2-5	2-2	2-4-6	2	8	4	0	0	0	23
TX Southern	N	1-6	1-5	6-6	1-1-2	0	9	0	0	1	2	19
Cornell	N	0-4	0-4	0-0	2-4-6	0	0	0	3	3	1	16
Mich. State	N	0-1	0-1	0-0	0-1-1	1	0	0	0	1	0	11
at Illinois	N	3-4	3-3	2-2	0--2-2	0	11	1	1	0	0	23
Minnesota	N	0-4	0-2	0-0	1-7-8	0	0	1	1	0	1	24
at Indiana												
at Ohio State												
Penn State												
Wisconsin												
at Michigan												
Indiana												
at Minnesota												
at Wisconsin												
Northwestern												
at Mich. State												
Purdue												
at Penn State												
Illinois												
Big Ten Tournament												

Career Bests

- Points:** 14 vs. Texas-Pan American, 12/1/06
Rebounds: 8 vs. Minnesota, 1/13/07
FGM: 5, twice, last vs. Coppin State, 12/2/06
FGA: 11 vs. Texas-Pan American, 12/1/06
FTM: 6 vs. Texas Southern, 12/23/06
FTA: 6 vs. Texas Southern, 12/23/06
Assists: 4, three times, last vs. Georgia State, 12/20/06
Steals: 2, twice, last vs. Texas Southern, 12/23/06
Blocks: 3 vs. Cornell, 12/30/06
Minutes: 34 vs. Coppin State, 12/2/06

Career Statistics

YEAR	G/GS	FG-A	PCT	3-PT	PCT	FT-A	PCT	O-D-RB	AVG	PF-DI	AS	TO	BK	ST	PTS	AVG
Jun.	17/6	34-93	.366	30-65	.462	10-10	1.000	11-41-52	3.1	16-0	21	22	8	8	108	6.4

52 - - Kurt Looby, F/C, 6-10, 210, Junior, St. John's, Antigua (Tyler, TX CC)

- Four rebounds in win over Minnesota
- Five points and three rebounds at Illinois
- Seven points and three rebounds in win over Michigan State
- Career-high five blocks along with two points and five rebounds in win over Cornell
- Three points and six rebounds in win over Texas Southern
- Career-high four blocks along with six points, 12 rebounds and two steals in win over Georgia State
- Five points, six rebounds and two steals in win over Iowa State
- Four rebounds against Northern Iowa
- Four points, two rebounds, two blocks and two steals in win over Texas-Pan American
- Six points, four rebounds and three blocked shots at Virginia Tech
- Six points, two rebounds and two blocked shots at Arizona State
- 13 points (7-8 FTs), seven rebounds and three blocked shots vs. Villanova
- 13 points (5-9 FGs), nine rebounds and two assists in win over Toledo
- Four points, 14 rebounds and three blocks in win over The Citadel



Looby, Game-by-Game

Opp.	S	FG	3-PT	FT	O-D-RE	PF	TP	A	T	B	S	M
The Citadel	Y	2-6	0-0	0-2	1-13-14	1	4	1	1	3	0	27
Toledo (n)	Y	5-9	0-0	3-5	6-3-9	2	13	2	0	1	0	19
Alabama (n)	Y	0-0	0-0	0-0	0-2-2	4	0	2	0	1	2	19
Villanova (n)	Y	3-4	0-0	7-8	2-5-7	2	13	0	0	3	1	30
at AZ State	Y	3-3	0-0	0-0	0-2-2	2	6	0	2	2	0	29
at VA Tech	Y	2-6	0-0	2-3	2-2-4	3	6	0	0	3	0	29
TX-Pan Am.	Y	1-3	0-0	2-4	2-0-2	4	4	0	2	2	2	18
Coppin State	Y	0-2	0-0	0-0	1-0-1	3	0	0	0	2	0	7
Northern IA	Y	0-1	0-0	0-0	0-4-4	0	0	0	0	0	0	14
IA State	N	2-4	0-0	1-2	3-3-6	4	5	0	0	1	2	19
at Drake	N	1-1	0-0	0-0	0-0-0	5	2	1	0	1	1	18
GA State	N	2-6	0-0	2-4	6-6-12	1	6	1	3	4	2	14
TX Southern	N	0-1	0-0	3-4	2-4-6	4	3	0	1	2	1	12
Cornell	N	0-0	0-0	0-0	0-5-5	2	0	0	0	5	1	16
Mich. State	N	2-3	0-0	3-4	1-2-3	2	7	0	0	1	0	15
at Illinois	N	2-2	0-0	1-2	3-0-3	4	5	0	1	1	0	18
Minnesota	N	0-1	0-0	0-0	0-4-4	2	0	0	0	1	0	21
at Indiana												
at Ohio State												
Penn State												
Wisconsin												
at Michigan												
Indiana												
at Minnesota												
at Wisconsin												
Northwestern												
at Mich. State												
Purdue												
at Penn State												
Illinois												
Big Ten Tournament												

Career Bests


- Points:** 13, twice, last vs. Villanova, 11/20/06
Rebounds: 14 vs. The Citadel, 11/13/06
FGM: 5 vs. Toledo, 11/17/06
FGA: 9 vs. Toledo, 11/17/06
FTM: 7 vs. Villanova, 11/20/06
FTA: 8 vs. Villanova, 11/20/06
Assists: 2 vs. Toledo, 11/17/06
Steals: 2, three times, last vs. Georgia State, 12/20/06
Blocks: 5 vs. Cornell, 12/30/06
Minutes: 30 vs. The Citadel, 11/20/06

Career Statistics

YEAR	G/GS	FG-A	PCT	3-PT	PCT	FT-A	PCT	O-D-RB	AVG	PF-DI	AS	TO	BK	ST	PTS	AVG
Jun.	17/9	25-52	.481	0-0	.000	24-38	.632	29-55-84	4.9	49-1	7	10	33	12	74	4.4

34 - - Tyler Smith, F, 6-7, 210, Freshman, Pulaski, TN (Hargrave Military Academy)

- 15 points, three rebounds and three assists in win over Minnesota
- 12 points, seven rebounds and four assists at Illinois
- 10 points, four rebounds and four assists in win over Michigan State
- 18 points, six rebounds and four assists in win over Cornell
- 25 points, three rebounds and five assists in win over Texas Southern
- 15 points, five rebounds, five assists and two steals in win over Georgia State
- 16 points and five rebounds at Drake
- 16 points, two rebounds and a career-high six assists in win over Iowa State
- 20 points and six rebounds against Northern Iowa
- Named to the Hawkeye Challenge all-tournament team
- 16 points and seven rebounds in win over Coppin State
- 12 points, five rebounds, three assists and four steals in win over Texas-Pan American
- Seven points, seven rebounds and five assists at VA Tech
- 12 points, four rebounds and five assists at Arizona State
- 12 points, three rebounds and two steals vs. Villanova
- 19 points, six rebounds, four assists and two steals vs. Alabama
- 28 points (11-17 FGs), six rebounds and five assists in win over Toledo
- 22 points, eight assists and three rebounds while seeing action for both teams in Black and Gold Blowout



Smith, Game-by-Game

Opp.	S	FG	3-PT	FT	O-D-RE	PF	TP	A	T	B	S	M
The Citadel	N	1-2	0-0	0-0	0-0-0	5	2	3	1	0	0	10
Toledo (n)	N	11-17	1-1	5-8	1-5-6	1	28	5	1	0	0	32
Alabama (n)	Y	7-13	0-2	5-6	3-3-6	2	19	4	2	0	2	37
Villanova (n)	Y	5-12	1-2	1-2	2-1-3	3	12	0	10	1	2	35
at AZ State	Y	6-13	0-2	0-0	1-3-4	2	12	5	5	0	2	37
at VA Tech	Y	2-13	0-3	3-4	1-6-7	4	7	5	2	0	2	32
TX-Pan Am.	Y	6-11	0-0	0-1	3-2-5	2	12	3	3	0	4	30
Coppin State	Y	6-12	0-0	4-5	4-3-7	1	16	2	0	0	0	35
Northern IA	Y	9-15	1-3	1-3	2-4-6	5	20	1	4	0	0	36
IA State	Y	6-15	0-0	4-6	1-1-2	0	16	6	2	0	1	31
at Drake	Y	6-15	1-3	3-5	3-2-5	3	16	0	4	0	1	30
GA State	Y	6-11	0-0	3-4	3-2-5	3	15	5	3	0	2	28
TX Southern	Y	8-15	4-5	5-5	1-2-3	1	25	5	1	0	2	30
Cornell	Y	8-13	0-3	2-4	3-3-6	2	18	4	2	0	1	36
Mich. State	Y	4-9	1-2	1-1	2-2-4	1	10	4	2	1	1	35
at Illinois	Y	4-12	0-2	4-7	1-6-7	3	12	4	3	1	1	39
Minnesota	Y	4-12	0-3	7-7	1-2-3	1	15	3	1	1	1	35
at Indiana												
at Ohio State												
Penn State												
Wisconsin												
at Michigan												
Indiana												
at Minnesota												
at Wisconsin												
Northwestern												
at Mich. State												
Purdue												
at Penn State												
Illinois												
Big Ten Tournament												

Career Bests

- Points:** 28 vs. Toledo, 11/17/06
Rebounds: 7, twice, last vs. Coppin State, 12/2/06
FGM: 11 vs. Toledo, 11/17/06
FGA: 17 vs. Toledo, 11/17/06
FTM: 5, three times, last vs. Texas Southern, 12/23/06
FTA: 8 vs. Toledo, 11/17/06
Assists: 6 vs. Iowa State, 12/8/06
Steals: 4 vs. Texas-Pan American, 12/1/06
Blocks: 1, three times, last at Illinois, 1/10/07
Minutes: 39 at Illinois, 1/10/07

Career Statistics

YEAR	G/GS	FG-A	PCT	3-PT	PCT	FT-A	PCT	O-D-RB	AVG	PF-DI	AS	TO	BK	ST	PTS	AVG
Fresh.	17/15	99-210	.471	9-31	.290	48-68	.706	32-47-79	4.6	39-2	59	46	4	22	255	15.0

44 -- Cyrus Tate, F, 6-8, 240, Sophomore, Chicago, IL (Northeast, NE CC)

- Three points, four rebounds and two blocks in win over Minnesota
- Career-high 14 points and nine rebounds in win over Michigan State
- Four points and five rebounds in win over Texas Southern
- Two points and two rebounds in win over Georgia State
- Two points, three rebounds, two assists and two steals in win over Iowa State
- Two points and four rebounds against Northern Iowa
- Six points and a career-high nine rebounds in win over Coppin State
- Six points, three rebounds and two steals in win over Texas-Pan American
- Four points, seven rebounds and two assists at VA Tech
- Four points and five rebounds at Arizona State
- Three points and three rebounds vs. Villanova
- Nine points, seven rebounds and two steals in win over Toledo
- 13 points (6-7 FGs) and three rebounds in win over The Citadel
- 11 points, four rebounds and two blocks in exhibition win over Buena Vista



Tate, Game-by-Game

Opp.	S	FG	3-PT	FT	O-D-RE	PF	TP	A	T	B	S	M
The Citadel	N	6-7	0-0	1-2	0-3-3	2	13	0	0	0	1	18
Toledo (n)	N	3-5	0-0	3-4	3-4-7	3	9	0	3	1	2	18
Alabama (n)	N	1-3	0-0	0-0	0-2-2	4	2	0	0	0	1	12
Villanova (n)	N	1-1	0-0	1-2	1-2-3	2	3	0	1	0	0	23
at AZ State	N	2-3	0-0	0-1	0-5-5	3	4	0	2	0	1	25
at VA Tech	Y	1-4	0-0	2-2	5-2-7	2	4	2	3	1	0	24
TX-Pan Am.	Y	2-3	0-0	2-2	2-1-3	2	6	1	1	0	2	22
Coppin State	Y	2-8	0-0	2-3	2-7-9	1	6	0	0	0	0	28
Northern IA	Y	1-8	0-0	0-0	2-2-4	4	2	1	1	0	0	26
IA State	N	0-3	0-0	2-2	3-0-3	2	2	2	0	1	2	21
at Drake	N	0-0	0-0	0-0	0-1-1	4	0	1	3	0	1	7
GA State	Y	0-1	0-0	2-3	0-2-2	5	2	0	2	0	0	12
TX Southern	Y	1-2	0-0	5-6	2-3-5	4	7	0	2	0	0	16
Cornell	Y	0-0	0-0	0-0	0-1-1	0	0	1	3	1	0	9
Mich. State	Y	6-7	0-0	2-3	4-5-9	3	14	0	1	0	0	30
at Illinois	Y	0-2	0-0	2-2	2-0-2	5	2	0	2	0	0	14
Minnesota	Y	1-3	0-0	1-2	3-1-4	1	3	0	1	2	0	16
at Indiana												
at Ohio State												
Penn State												
Wisconsin												
at Michigan												
Indiana												
at Minnesota												
at Wisconsin												
Northwestern												
at Mich. State												
Purdue												
at Penn State												
Illinois												
Big Ten Tournament												

Career Bests

- Points:** 14 vs. Michigan State, 1/4/07
Rebounds: 9 vs. Coppin State, 12/2/06
FGM: 6 vs. The Citadel, 11/13/06
FGA: 8, vs. Coppin State, 12/2/06
FTM: 3 vs. Toledo, 11/17/06
FTA: 5 vs. Toledo, 11/17/06
Assists: 2, twice, last vs. Iowa State, 12/8/06
Steals: 2, three times, last vs. Minnesota, 1/13/07
Blocks: 11, three times, last vs. Iowa State, 12/8/06
Minutes: 30 vs. Michigan State, 1/4/07

Career Statistics

YEAR	G/GS	FG-A	PCT	3-PT	PCT	FT-A	PCT	O-D-RB	AVG	PF-DI	AS	TO	BK	ST	PTS	AVG
Soph.	17/10	27-60	.450	0-0	.000	25-34	.735	29-41-70	4.1	47-2	8	25	6	9	79	4.6

14 - - Brett Wessels, G, 6-3, 190, Sophomore, Bettendorf, IA (Bettendorf HS)

- One rebound and one steal at Arizona State
- Three points and two rebounds vs. Alabama
- Three points, one rebound and one steal in win over Toledo
- Career-high three assists in win over The Citadel
- Three rebounds, five assists and three steals in exhibition win over Buena Vista
- Seven points, three rebounds and three assists in Black and Gold Blowout
- Joined the program as a walk-on
- Saw action in six games as a true freshman



Wessels, Game-by-Game

Opp.	S	FG	3-PT	FT	O-D-RE	PF	TP	A	T	B	S	M
The Citadel	N	0-1	0-0	0-0	0-1-1	3	0	3	1	0	1	12
Toledo (n)	N	1-2	1-2	0-0	0-1-1	2	3	0	0	0	1	8
Alabama (n)	N	1-2	1-2	0-0	0-2-2	0	3	0	0	0	0	8
Vilanova (n)	N	0-1	0-0	0-0	0-0-0	2	0	0	0	0	0	7
at AZ State	N	0-0	0-0	0-0	1-0-1	0	0	0	0	0	1	2
at VA Tech	N	0-1	0-1	0-0	0-0-0	0	0	0	0	0	1	2
TX-Pan Am.	N	0-0	0-0	0-0	0-0-0	1	0	0	1	0	0	3
Coppin State												DNP
Northern IA												DNP
IA State	N	0-0	0-0	0-0	0-0-0	0	0	0	0	0	0	2
at Drake	N	0-0	0-0	0-0	0-0-0	0	0	0	0	0	0	1
GA State	N	0-1	0-1	0-0	0-0-0	2	0	0	0	0	0	5
TX Southern	N	0-0	0-0	0-0	0-1-1	0	0	0	1	0	0	2
Cornell	N	0-0	0-0	0-0	0-1-1	0	0	0	1	0	0	1
Mich. State												DNP
at Illinois												DNP
Minnesota												DNP
at Indiana												
at Ohio State												
Penn State												
Wisconsin												
at Michigan												
Indiana												
at Minnesota												
at Wisconsin												
Northwestern												
at Mich. State												
Purdue												
at Penn State												
Illinois												
Big Ten Tournament												

Career Bests

- Points:** 3, three times, last vs. Alabama, 11/19/06
Rebounds: 2 vs. Alabama, 11/19/06
FGM: 1, three times, last vs. Alabama, 11/19/07
FGA: 2, twice, last vs. Alabama, 11/19/06
FTM:
FTA:
Assists: 3 vs. The Citadel, 11/13/06
Steals: 1, four times, last at Virginia Tech, 11/29/06
Blocks:
Minutes: 12 vs. The Citadel, 11/13/06

Career Statistics

YEAR	G/GS	FG-A	PCT	3-PT	PCT	FT-A	PCT	O-D-RB	AVG	PF-DI	AS	TO	BK	ST	PTS	AVG
Fresh.	6/0	1-2	.500	1-2	.500	0-0	.000	0-1-1	0.2	2-0	4	1	0	0	3	0.5
Soph.	12/0	2-8	.250	2-6	.333	0-0	.000	1-6-7	0.6	10-0	3	4	0	4	6	0.5
Career	18/0	3-10	.300	3-8	.375	0-0	.000	1-7-8	0.4	12-0	7	5	0	4	9	0.5

Iowa Hawkeyes
Iowa Hawkeyes Combined Team Statistics (as of Jan 14, 2007)
All games

RECORD:	OVERALL	HOME	AWAY	NEUTRAL
ALL GAMES.....	(10-7)	(9-1)	(0-4)	(1-2)
CONFERENCE.....	(2-1)	(2-0)	(0-1)	(0-0)
NON-CONFERENCE.....	(8-6)	(7-1)	(0-3)	(1-2)

## Player	GP-GS	Min--Avg	---TOTAL---		---3-PTS---		FT-FTA	Pct	----REBOUNDS----				PF	FO	A	TO	Blk	Stl	Pts	Avg
			FG-FGA	Pct	3FG-FGA	Pct			Off	Def	Tot	Avg								
01 Haluska, Adam.....	17-17	571 33.6	104-249	.418	52-137	.380	85-95	.895	9	61	70	4.1	29	0	45	33	5	25	345	20.3
34 Smith, Tyler.....	17-15	548 32.2	99-210	.471	9-31	.290	48-68	.706	32	47	79	4.6	39	2	59	46	4	22	255	15.0
11 Freeman, Tony.....	17-7	426 25.1	43-105	.410	22-58	.379	17-23	.739	5	41	46	2.7	24	0	69	37	0	17	125	7.4
24 Johnson, Justin....	17-6	378 22.2	34-93	.366	30-65	.462	10-10	1.000	11	41	52	3.1	16	0	21	22	8	8	108	6.4
53 Gorney, Seth.....	17-13	339 19.9	45-83	.542	0-1	.000	11-13	.846	22	43	65	3.8	41	0	12	10	3	11	101	5.9
35 Henderson, Mike....	10-6	236 23.6	17-43	.395	0-1	.000	16-22	.727	2	11	13	1.3	14	0	31	31	0	10	50	5.0
44 Tate, Cyrus.....	17-10	321 18.9	27-60	.450	0-0	.000	25-34	.735	29	41	70	4.1	47	2	8	25	6	9	79	4.6
52 Looby, Kurt.....	17-9	325 19.1	25-52	.481	0-0	.000	24-38	.632	29	55	84	4.9	49	1	7	10	33	12	74	4.4
04 Angle, J.R.....	17-2	162 9.5	15-31	.484	3-8	.375	6-6	1.000	8	15	23	1.4	24	0	4	7	0	5	39	2.3
14 Wessels, Brett....	12-0	53 4.4	2-8	.250	2-6	.333	0-0	.000	1	6	7	0.6	10	0	3	4	0	4	6	0.5
03 Adams, Drew.....	5-0	9 1.8	1-3	.333	0-0	.000	0-0	.000	1	1	2	0.4	1	0	1	1	0	0	2	0.4
0 Crawford, Josh....	8-0	19 2.4	1-5	.200	0-0	.000	0-1	.000	2	3	5	0.6	3	0	1	0	1	0	2	0.3
15 Bohall, Dan.....	7-0	14 2.0	0-4	.000	0-1	.000	0-2	.000	0	0	0	0.0	3	0	0	0	0	1	0	0.0
TEAM.....										28	24	52	3.1	0		3				

Total.....	17	3401	413-946	.437	118-308	.383	242-312	.776	179	389	568	33.4	300	6	261	229	60	124	1186	69.8
Opponents.....	17	3399	390-925	.422	112-318	.352	182-287	.634	209	391	600	35.3	307	-	222	282	56	102	1074	63.2

TEAM STATISTICS	IOWA	OPP	DATE	OPPONENT	W/L	SCORE	ATTEND
SCORING.....	1186	1074	11/13/06	THE CITADEL	W	75-53	9120
Points per game.....	69.8	63.2	#11/17/06	vs Toledo	W	78-65	2468
Scoring margin.....	+6.6	-	#11/19/06	vs Alabama	L	60-72	2451
FIELD GOALS-ATT.....	413-946	390-925	#11/20/06	vs Villanova	L	60-89	3032
Field goal pct.....	.437	.422	11/25/06	at Arizona State	L	64-67	10115
3 POINT FG-ATT.....	118-308	112-318	11/29/06	at Virginia Tech	L	65-69	9847
3-point FG pct.....	.383	.352	+12/01/06	TEXAS-PAN AMERICAN	W	62-46	10113
3-pt FG made per game..	6.9	6.6	+12/02/06	COPPIN STATE	W	83-67	10844
FREE THROWS-ATT.....	242-312	182-287	12/05/06	NORTHERN IOWA	L	55-57	11047
Free throw pct.....	.776	.634	12/08/06	IOWA STATE	W	77-59	14577
REBOUNDS.....	568	600	12/16/06	at Drake	L	59-75	7268
Rebounds per game.....	33.4	35.3	12/20/06	GEORGIA STATE	W	101-59	9024
Rebounding margin.....	-1.9	-	12/23/06	TEXAS SOUTHERN	W	90-63	10350
ASSISTS.....	261	222	12/30/06	CORNELL	W	65-50	10990
Assists per game.....	15.4	13.1	*01/04/07	MICHIGAN STATE	W	62-60	11469
TURNOVERS.....	229	282	*01/10/07	at Illinois	L	70-74	16618
Turnovers per game....	13.5	16.6	*01/13/07	MINNESOTA	W	60-49	15500
Turnover margin.....	+3.1	-					
Assist/turnover ratio..	1.1	0.8		# - - Paradise Jam, St. Thomas, Virgin Islands			
STEALS.....	124	102		+ - - Hawkeye Challenge, Iowa City, IA			
Steals per game.....	7.3	6.0		* - - Big Ten Conference Game			
BLOCKS.....	60	56					
Blocks per game.....	3.5	3.3					
WINNING STREAK.....	1	-					
Home win streak.....	6	-					
ATTENDANCE.....	113034	51799					
Home games-Avg/Game....	10-11303	4-10962					
Neutral site-Avg/Game..	-	3-2650					

SCORE BY PERIODS:	1st	2nd	Total
Iowa Hawkeyes.....	555	631	- 1186
Opponents.....	465	609	- 1074

Iowa Hawkeyes
Iowa Hawkeyes Combined Team Statistics (as of Jan 13, 2007)
Conference games

RECORD:	OVERALL	HOME	AWAY	NEUTRAL
ALL GAMES.....	(2-1)	(2-0)	(0-1)	(0-0)
CONFERENCE.....	(2-1)	(2-0)	(0-1)	(0-0)
NON-CONFERENCE.....	(0-0)	(0-0)	(0-0)	(0-0)

## Player	GP-GS	Min--Avg	---TOTAL---		---3-PTS---		FT-FTA	Pct	----REBOUNDS----				PF	FO	A	TO	Blk	Stl	Pts	Avg
			FG-FGA	Pct	3FG-FGA	Pct			Off	Def	Tot	Avg								
01 Haluska, Adam.....	3-3	107 35.7	15-43	.349	7-23	.304	26-30	.867	0	11	11	3.7	4	0	5	6	0	4	63	21.0
34 Smith, Tyler.....	3-3	109 36.3	12-33	.364	1-7	.143	12-15	.800	4	10	14	4.7	5	0	11	6	3	3	37	12.3
44 Tate, Cyrus.....	3-3	60 20.0	7-12	.583	0-0	.000	5-7	.714	9	6	15	5.0	9	1	0	4	2	0	19	6.3
35 Henderson, Mike....	3-3	86 28.7	5-14	.357	0-1	.000	6-9	.667	0	4	4	1.3	5	0	4	7	0	2	16	5.3
11 Freeman, Tony.....	3-0	60 20.0	5-10	.500	2-5	.400	3-4	.750	0	11	11	3.7	4	0	8	3	0	3	15	5.0
53 Gorney, Seth.....	3-3	53 17.7	6-16	.375	0-0	.000	3-4	.750	3	8	11	3.7	9	0	0	1	1	0	15	5.0
52 Looby, Kurt.....	3-0	54 18.0	4-6	.667	0-0	.000	4-6	.667	4	6	10	3.3	8	0	0	1	3	0	12	4.0
24 Johnson, Justin....	3-0	58 19.3	3-9	.333	3-6	.500	2-2	1.000	1	10	11	3.7	1	0	2	2	1	1	11	3.7
04 Angle, J.R.....	3-0	14 4.7	2-5	.400	0-1	.000	0-0	.000	0	0	0	0.0	0	0	0	0	0	0	4	1.3
TEAM.....									4	1	5	1.7	0			0				
Total.....	3	601	59-148	.399	13-43	.302	61-77	.792	25	67	92	30.7	45	1	30	30	10	13	192	64.0
Opponents.....	3	599	70-167	.419	17-59	.288	26-40	.650	38	72	110	36.7	56	-	41	37	9	13	183	61.0

TEAM STATISTICS	IOWA	OPP	DATE	OPPONENT	W/L	SCORE	ATTEND
SCORING.....	192	183	*01/04/07	MICHIGAN STATE	W	62-60	11469
Points per game.....	64.0	61.0	*01/10/07	at Illinois	L	70-74	16618
Scoring margin.....	+3.0	-	*01/13/07	MINNESOTA	W	60-49	15500
FIELD GOALS-ATT.....	59-148	70-167					
Field goal pct.....	.399	.419		# - - Paradise Jam, St. Thomas, Virgin Islands			
3 POINT FG-ATT.....	13-43	17-59		+ - - Hawkeye Challenge, Iowa City, IA			
3-point FG pct.....	.302	.288		* - - Big Ten Conference Game			
3-pt FG made per game..	4.3	5.7					
FREE THROWS-ATT.....	61-77	26-40					
Free throw pct.....	.792	.650					
REBOUNDS.....	92	110					
Rebounds per game.....	30.7	36.7					
Rebounding margin.....	-6.0	-					
ASSISTS.....	30	41					
Assists per game.....	10.0	13.7					
TURNOVERS.....	30	37					
Turnovers per game....	10.0	12.3					
Turnover margin.....	+2.3	-					
Assist/turnover ratio..	1.0	1.1					
STEALS.....	13	13					
Steals per game.....	4.3	4.3					
BLOCKS.....	10	9					
Blocks per game.....	3.3	3.0					
WINNING STREAK.....	1	-					
Home win streak.....	2	-					
ATTENDANCE.....	26969	16618					
Home games-Avg/Game...	2-13484	1-16618					
Neutral site-Avg/Game..	-	0-0					

SCORE BY PERIODS:	1st	2nd	Total
Iowa Hawkeyes.....	85	107	- 192
Opponents.....	73	110	- 183

January 16, 2007

Game-By-Game Results

Includes 17 Games

Overall: 10-7; Big Ten: 2-1; Home: 9-1; Away: 0-4; Neutral: 1-2

Date	Opponent	Result	Attend.	Top Scorer	Top Rebounder
Nov. 13	The Citadel (n)	W, 75-53	9,120	Adam Haluska, 29	Kurt Looby, 14
% Nov. 17	Toledo (n)	W, 78-65	2,468	Tyler Smith, 28	Kurt Looby, 9
% Nov. 19	Alabama (n)	L, 60-72	2,451	Tyler Smith, 19	Tyler Smith, 6
% Nov. 20	Villanova (n)	L, 60-89	3,032	Adam Haluska, 18	Kurt Looby, 7
Nov. 25	at Arizona State	L, 64-67	10,115	Adam Haluska, 24	Cyrus Tate, 5
Nov. 29	at Virginia Tech	L, 65-69	9,847	Adam Haluska, 24	Smith/Tate, 7
+ Dec. 1	Texas-Pan American	W, 62-46	10,113	Justin Johnson, 14	Smith/Johnson/Angle, 5
+ Dec. 2	Coppin State	W, 83-67	10,844	Adam Haluska, 31	Tate/Haluska, 9
Dec. 5	Northern Iowa	L, 55-57	11,047	Tyler Smith, 20	Seth Gorney, 9
Dec. 8	Iowa State	W, 77-59	14,577	Adam Haluska, 18	Kurt Looby, 6
Dec. 16	at Drake	L, 59-75	7,268	Adam Haluska, 21	Adam Haluska, 7
Dec. 20	Georgia State	W, 101-59	9,024	Adam Haluska, 36	Kurt Looby, 12
Dec. 23	Texas Southern	W, 90-63	10,350	Tyler Smith, 25	Kurt Looby, 6
Dec. 30	Cornell	W, 65-50	10,990	Adam Haluska, 29	Smith/Johnson, 6
* Jan. 4	Michigan State	W, 62-60	11,469	Adam Haluska, 16	Cyrus Tate, 9
* Jan. 10	at Illinois	L, 70-74	16,618	Adam Haluska, 25	Tyler Smith, 7
* Jan. 13	Minnesota	W, 60-49	15,500	Adam Haluska, 22	Tony Freeman, 9
* Jan. 16	at Indiana				
* Jan. 20	at Ohio State				
* Jan. 24	Penn State				
* Jan. 28	Wisconsin				
* Jan. 31	at Michigan				
* Feb. 3	Indiana				
* Feb. 7	at Minnesota				
* Feb. 10	at Wisconsin				
* Feb. 14	Northwestern				
* Feb. 17	at Michigan State				
* Feb. 21	Purdue				
* F. 27/28	at Penn State				
* Mar. 3	Illinois				
Mar. 8-11	Big Ten Tournament				

% - - Paradise Jam, St. Thomas, Virgin Islands

+ - - Hawkeye Challenge, Iowa City, IA

* - - Big Ten Conference Game

Attendance Summary	Games	Totals	Average
Home	10	113,034	11,303
Away	4	43,848	10,962
Neutral	3	7,951	2,650
Totals	17	164,833	9,696

January 16, 2007**Season & Career Bests****Includes 17 Games****Season Bests**

Player	Points	Rebounds	Assists	Blocks	Steals
Drew Adams	2, Citadel	1, Citadel/GA St.	1, TX Southern	---	---
J.R. Angle	8, Coppin State	5, TX-Pan AM	1, four times	---	2, Georgia State
Dan Bohall	---	---	---	---	1, Citadel
Josh Crawford	2, Georgia State	1, five times	1, Villanova	1, TX Southern	---
Tony Freeman	16, Alabama	9, Minnesota	11, Citadel	---	3, IA State/Mich St
Seth Gorney	10, four times	9, Northern IA	3, Alabama	1, three times	3, Citadel
Adam Haluska	36, Georgia State	9, Coppin State	9, Coppin State	2, Iowa State	4, Cornell
Mike Henderson	9, TX Southern	4, GA St./TX Sou.	9, GA St./TX Sou.	---	3, TX Southern
Justin Johnson	14, Texas Pan Amer.	8, Minnesota	4, three times	3, Cornell	2, Copp. St./TX So.
Kurt Looby	13, Toledo/Villanova	14, Citadel	2, three times	5, Cornell	2, three times
Tyler Smith	28, Toledo	7, three times	6, Iowa State	1, three times	4, TX-Pan American
Cyrus Tate	14, Mich. St.	9, Copp St./Mich. St.	2 at VA Tech/ IA St.	2, Minnesota	2, three times
Brett Wessels	3, Toledo/Alabama	2, Alabama	3, Citadel	---	1, four times

Career Bests

Player	Points	Rebounds	Assists
Drew Adams	2, Citadel	1, Citadel/Georgia State	1, TX Southern
J.R. Angle	8, Coppin State	5, Texas Pan American	1, five times, last vs. Cornell
Dan Bohall			
Josh Crawford	2, Georgia State	1, five times, last vs. TX Southern	1, Villanova
Tony Freeman	16, Alabama	9, Minnesota	11 vs. Citadel
Seth Gorney	10, four times, last vs. TX Sou.	9 vs. Northern Iowa	3 vs. Alabama
Adam Haluska	36, Georgia State	11 vs. ARK-Pine Bluff, '03	9, Coppin State
Mike Henderson	17, Michigan St., '05	8 vs. Drake/Illinois, '06	9, Georgia State/TX Southern
Justin Johnson	14, Texas Pan American	8, Minnesota	4 at Arizona State
Kurt Looby	13, Toledo/Villanova	14 vs. Citadel	3, three times
Tyler Smith	28, Toledo	7 at VA Tech/Coppin State/at Illinois	6 vs. Iowa State
Cyrus Tate	14, Mich. St.	9 Copp St./Mich. St.	2 at VA Tech
Brett Wessels	3, three times, last vs. Alabama	2 vs. Alabama	3 vs. Citadel

NOTE: Career bests occurred in 2006-07 unless otherwise noted.

January 16, 2007

Individual Points/Rebounds

Includes 17 Games

	A D A M S	A N G L E	B O H A L L	C R A W F O R D	F R E E M A N	G O R D O N Y	H A L L U S K A	H E N D E R S O N	J O H N S O N	L O O B Y	S M I T H	T A T E	W E S T L E S
The Citadel	2-1	2-2	0-0	0-0	7#6	10#2	29#5	INJ	6#3	4#14	2-0	13-3	0-1
% Toledo (n)	DNP	0-1	DNP	DNP	2#8	10#5	10#5	INJ	3#2	13#9	28-6	9-7	3-1
% Alabama (n)	DNP	0-3	0-0	0-1	16#4	10#2	4#4	INJ	6-2	0#2	19#6	2-2	3-2
% Villanova (n)	0-0	5-0	0-0	0-1	7#1	2#1	18#4	INJ	0-1	13#7	12#3	3-3	0-0
at Arizona State	DNP	5-1	DNP	DNP	3#0	2#3	24#4	INJ	8-2	6#2	12#4	4-5	0-1
at Virginia Tech	DNP	0-1	DNP	DNP	11-2	4-5	24#2	INJ	9#6	6#4	7#7	4#7	0-0
+ Texas-Pan American	DNP	0-5	0-0	0-0	10-1	8-4	8#4	DNP	14#5	4#2	12#5	6#3	0-0
+ Coppin State	DNP	8-2	DNP	DNP	6-2	2-3	31#9	1-0	13#5	0#1	16#7	6#9	DNP
Northern Iowa	DNP	2-0	DNP	DNP	11-4	8-9	9#3	0-0	3#0	0#4	20#6	2#4	DNP
Iowa State	0-0	5#2	0-0	0-0	11#2	6#4	18#4	8-0	6-1	5-6	16#2	2-3	0-0
at Drake	DNP	0#1	DNP	0-0	4#1	2#5	21#7	2-0	12-0	2-0	16#5	0-1	0-0
Georgia State	0-1	4-2	0-0	2-1	12-3	8#5	36#1	8#4	8-6	6-12	15#5	2#2	0-0
Texas Southern	0-0	2-2	0-0	0-1	4-1	10#3	21#4	9#9	9-2	3-6	25#3	7#5	0-1
Cornell	DNP	2-1	DNP	DNP	6-0	4#3	29#3	6#1	0-6	0-5	18#6	0#1	0-1
* Mich. State	DNP	4-0	DNP	DNP	3-1	3#3	16#5	5#0	0-1	7-3	10#4	14#9	DNP
* at Illinois	DNP	0-0	DNP	DNP	5-1	6#4	25#2	4#3	11-2	5-3	12#7	2#2	DNP
* Minnesota	DNP	0-0	DNP	DNP	7-9	6#4	22#4	7#1	0-8	0-4	15#3	3#4	DNP
* at Indiana													
* at Ohio State													
* Penn State													
* Wisconsin													
* at Michigan													
* Indiana													
* at Minnesota													
* at Wisconsin													
* Northwestern													
* at Mich. State													
* Purdue													
* at Penn State													
* Illinois													

% -- Paradise Jam, St. Thomas, Virgin Islands

+ -- Hawkeye Challenge, Iowa City, IA

* -- Big Ten Conference Game

-- Denotes starting line-up

*January 16, 2007**The Last Time . . .**Includes 17 Games*

The Last Time a Player . . .***Had 30 or more points***

Iowa - - 36, Adam Haluska, vs. Georgia State, 12/20/06

Opponent - - 32, Vedran Vukusic, Northwestern, 1/26/05

Made at least 90% of his FGA (10 att.)

Iowa - - .909 (9-10), Luke Recker vs. Purdue, 3/07/02

Opponent - - .900 (9-10), Willie Simms, Wisconsin, 1/11/90

Made 100% of his FTA (10 att.)

Iowa - - 1.000 (11-11), Luke Recker vs. Minnesota, 2/09/02

Opponent - - 1.000 (10-10), Vincent Grier, Minnesota, 2/18/06

Had 15 or more rebounds

Iowa - - 23, Greg Brunner vs. Minnesota, 1/18/06

Opponent - - 17, Marco Killingsworth, Indiana, 2/11/06

Had 10 or more assists

Iowa - - 10, Jeff Horner vs. Ohio State (Big Ten Tournament), 3/12/06

Opponent - - 10, Bernard Robinson, Jr., Michigan, 3/12/04

Had 5 or more blocks

Iowa - - 5, Kurt Looby vs. Cornell, 12/30/06

Opponent - - 5, Lewis Witcher, Virginia Tech, 11/29/06

Had 5 or more steals

Iowa - - 5, Jeff Horner vs. Minnesota (Big Ten Tournament), 3/10/06

Opponent - - 5, Vedran Vukusic, Northwestern, 2/12/05

The Last Time A Team . . .***Scored 100 or more points***

Iowa - - 101, vs. Georgia State, 12/20/06

Opponent - - 106, North Carolina, 11/24/04

Scored 40 or fewer points

Iowa - - 39 vs. Indiana, 1/10/49

Opponent - - 38, Penn State, 3/1/06

Won an overtime game

Iowa - - 76-72 (3OT) vs. Minnesota, 1/18/06

Opponent - - 63-67 (1 OT), at Northern Iowa, 12/6/05

Made at least 60% of its FGA (20 att.)

Iowa - - .653 (32-44) vs. Michigan, 2/4/06

Opponent - - .615 (24-39), Wisconsin, 3/5/99

Made at least 50% of its 3-pt. FGA (8 att.)

Iowa - - .538 (7-13), at Illinois, 1/10/07

Opponent - - .500 (4-8), Virginia Tech, 11/29/06

Made at least 90% of its FTA (10 att.)

*Iowa - - 1.000 (20-20) vs. Western Illinois, 11/19/04

Opponents - - .900 (9-10), Robert Morris, 12/22/05

* - - School Record

January 16, 2007

Season Highs & Lows

Includes 17 Games

Individual Highs

Points:	36	Adam Haluska vs. Georgia State
Field Goals:	13 (19 att.)	Adam Haluska vs. Georgia State
Field Goal Attempts:	19 (13 made)	Adam Haluska vs. Georgia State
Field Goal Percentage (8 att.):	.769 (10-13)	Adam Haluska vs. Cornell
3-pt. Field Goals:	6	Adam Haluska vs. Citadel (14 att.); vs. Coppin State (12 att.); vs. Georgia State (11 att.); vs. Cornell (9 att.)
3-pt. Field Goal Attempts:	14 (6 made)	Adam Haluska vs. The Citadel
3-pt. Field Goal Percentage (4 att.):	.800 (4-5)	Justin Johnson at Drake; Tyler Smith vs. Texas Southern
Free Throws:	12 (13 att.)	Adam Haluska at Illinois
Free Throw Attempts:	13 (12 made)	Adam Haluska at Illinois
Free Throw Percentage (7 att):	1.000 (7-7)	Adam Haluska vs. The Citadel; Tyler Smith vs. Minnesota
Rebounds:	14	Kurt Looby vs. The Citadel
Assists:	11	Tony Freeman vs. The Citadel
Blocked Shots:	5	Kurt Looby vs. Cornell
Steals:	4	Tyler Smith vs. Texas Pan Amer.; Adam Haluska vs. Cornell

Team Highs**Iowa**

101 vs. Georgia State
36 (68 att.) vs. Georgia State
68 (36 made) vs. Georgia State
.556 (25-45) vs. Cornell
11 (21 att.) vs. Georgia State
30 (7 made) vs. Alabama
.750 (6-8) vs. Iowa State
33 (37 att.) vs. Texas Southern
37 (33 made) vs. Texas Southern
.892 (33-37) vs. Texas Southern
51 vs. Toledo
26 vs. Georgia State
10 vs. Cornell
14 vs. Texas Pan American
22 vs. Villanova
25 at Virginia Tech & at Drake

Points
Field Goals
FG Attempts
FG Percentage
3-pt. Field Goals
3-pt. FG Attempts
3-pt. FG Percentage
Free Throws
FT Attempts
FT Percentage
Rebounds
Assists
Blocked Shots
Steals
Turnovers
Fouls

Opponent

89 by Villanova
30 (57 att.) by Villanova
64 (24 made) by Toledo
.531 (26-49) by Drake
14 (27 att.) by Villanova
27 (14 made) by Villanova
.625 (10-16) by Arizona State
21 (29 att.) by Northern Iowa
33 (17 made) by Virginia Tech
.786 (11-14) by Michigan State
44 by Northern Iowa
19 by Arizona State
8 by Northern Iowa
10 by Toledo
26 by Iowa State
28 by Texas Southern

Team Lows**Iowa**

55 vs. Northern Iowa
18 (53 att.) vs. Minnesota
45 (25 made) vs. Cornell
.340 (18-53) vs. Minnesota
2 (17 att) vs Minnesota
8 (6 made) vs. Iowa State
.118 (2-17) vs. Minnesota
4 (5 att.) vs. Arizona State
5 (4 made) vs. Arizona State
.700 (7-10) vs. Cornell
23 at Drake
6 vs. Minnesota
0 vs. Northern Iowa
2 vs. Minnesota
7 vs. Michigan State & Minnesota
8 vs. Cornell

Points
Field Goals
FG Attempts
FG Percentage
3-pt. Field Goals
3-pt. FG Attempts
3-pt. FG Percentage
Free Throws
FT Attempts
FT Percentage
Rebounds
Assists
Blocked Shots
Steals
Turnovers
Fouls

Opponent

46 by Texas Pan American
17 (48 att.) by Northern Iowa
45 (19 made) by Texas-Pan Amer.
.339 by Citadel (19-56) & Minn. (20-59)
2 (9 att.) by Northern Iowa
8 (4 made) by Virginia Tech
.222 (2-9) by Northern Iowa
2 (4 att.) by Cornell
4 (3 made) by Arizona State; (2 made) Cornell
.400 (4-10) by Texas Pan America
29 by Cornell
7 by The Citadel
0 by Texas-Pan Amer.
3 by Northern Iowa & Michigan State
8 by Virginia Tech
11 by Alabama & Cornell

January 16, 2007

Iowa's Record When . . .

Includes 17 Games

When playing at home:	9-1	When leading at the half:	10-3	When wearing White:	7-2
When playing on the road:	0-4	When trailing at the half:	0-4	When wearing Black:	0-5
When playing on a neutral court:	1-2	When tied at the half:	0-0	When wearing Gold:	3-0
When Iowa scores 100 points or more:	1-0	Iowa field goal percentage at home:	253-565	.448	
When Iowa scores 90-99 points:	1-0	Iowa field goal percentage on road:	160-381	.420	
When Iowa scores 80-89 points:	1-0	Iowa 3-point percentage at home:	68-171	.398	
When Iowa scores 70-79 points:	3-1	Iowa 3-point percentage on road:	50-137	.365	
When Iowa scores under 70 points:	4-6	Iowa free throw percentage at home:	156-199	.784	
		Iowa free throw percentage on road:	86-113	.761	
When opponent scores 100 points or more:	0-0	On Sunday:	0-1		
When opponent scores 90-99 points:	0-0	On Monday:	1-1		
When opponent scores 80-89 points:	0-1	On Tuesday:	0-1		
When opponent scores 70-79 points:	0-3	On Wednesday:	1-2		
When opponent scores 60-69 points:	4-2	On Thursday:	1-0		
When opponent scores fewer than 60 points:	6-1	On Friday:	3-0		
		On Saturday:	4-2		
When Iowa shoots at least 50% from the field:	2-0	On CBS:	0-0		
When Iowa shoots less than 50% from the field:	8-7	On ESPN:	0-0		
When opponent shoots at least 50% from the field:	0-5	On ESPN2:	1-0		
When opponent shoots less than 50% from the field:	10-2	On ESPN Plus:	8-2		
When Iowa has higher FG% than opponent:	10-0	On ESPNU:	0-2		
When opponent has higher FG%:	0-7	On Fox Sports:	0-3		
When FG% is equal:	0-0	On Opponent Network:	0-0		
When Iowa outrebounds opponent:	5-1	No Television:	1-0		
When opponent has more rebounds:	5-6				
When rebounds are equal:	0-0				
When Iowa shoots at least 80% from the line:	3-2	Most Points, First Half:	49 vs. GA St./TX Sou.		
When Iowa shoots less than 80% from the line:	7-5	Fewest Points, First Half:	21 at Virginia Tech		
When opponent shoots at least 80% from the line:	0-0	Most Points Allowed, First Half:	41 vs. Villanova		
When opponent shoots less than 80% from the line:	10-7	Fewest Points Allowed, First Half:	16 vs. Minnesota		
When Iowa shoots more free throws than opponent:	8-3	Most Points, Second Half:	52 vs. Georgia State		
When opponent shoots more free throws:	1-4	Fewest Points, Second Half:	27 vs. Northern Iowa		
When free throws attempts are equal:	1-0	Most Points Allowed, Second Half:	48 vs. Villanova		
When Iowa has higher FT% than opponent:	9-5	Fewest Points Allowed, Second Half:	23 vs. Texas Pan Amer.		
When opponent has higher FT%:	1-2	Largest Halftime Advantage:	22 vs. Texas Southern		
When FT% is equal:	0-0	Largest Halftime Deficit:	17 vs. Villanova		
When Iowa shoots at least 50% from three-point range:	2-1				
When Iowa shoots less than 50% from three-point range:	8-6				
When opponent shoots at least 50% from three-point range:	0-3				
When opponent shoots less than 50% from three-point range:	10-4				
When Iowa has a higher three-point FG% than opponent:	6-2				
When opponent has a higher three-point FG%:	4-5				
When three-point FG% is equal:	0-0				
When Iowa has more assists than opponent:	7-2				
When opponent has more assists:	2-5				
When assists are equal:	1-0				
When Iowa has fewer turnovers than opponent:	9-4				
When opponent has fewer turnovers:	1-3				
When turnovers are equal:	0-0				
When Iowa has more steals than opponent:	6-3				
When opponent has more steals:	2-4				
When steals are equal:	2-0				

January 16, 2007

Iowa Under Steve Alford . . .

Includes 17 Games

When playing at home:	95-26	When leading at the half:	111-28	When wearing White:	71-21
When playing on the road:	26-56	When trailing at the half:	32-66	When wearing Black:	30-57
When playing on a neutral court:	24-17	When tied at the half:	2-5	When wearing Gold:	44-21
When Iowa scores 100 points or more:	3-0	Iowa field goal percentage at home:	2,893-6,565	.441	
When Iowa scores 90-99 points:	7-2	Iowa field goal percentage on road:	2,801-6,523	.429	
When Iowa scores 80-89 points:	32-5	Iowa 3-point percentage at home:	643-1,949	.330	
When Iowa scores 70-79 points:	56-19	Iowa 3-point percentage on road:	726-2,088	.348	
When Iowa scores under 70 points:	47-73	Iowa free throw percentage at home:	2,090-2,983	.701	
		Iowa free throw percentage on road:	1,939-2,772	.699	
When opponent scores 100 points or more:	0-1	On Sunday:	8-4		
When opponent scores 90-99 points:	1-6	On Monday:	5-4		
When opponent scores 80-89 points:	5-22	On Tuesday:	25-13		
When opponent scores 70-79 points:	25-43	On Wednesday:	20-29		
When opponent scores 60-69 points:	55-20	On Thursday:	11-5		
When opponent scores fewer than 60 points:	59-7	On Friday:	20-7		
		On Saturday:	56-37		
When Iowa shoots at least 50% from the field:	41-6	On CBS:	7-7		
When Iowa shoots less than 50% from the field:	104-93	On ESPN:	15-21		
When opponent shoots at least 50% from the field:	6-33	On ESPN2:	12-5		
When opponent shoots less than 50% from the field:	139-66	On ESPN Plus:	102-56		
When Iowa has higher FG% than opponent:	122-19	On ESPNU:	0-2		
When opponent has higher FG%:	22-78	On Fox Sports:	0-3		
When FG% is equal:	1-2	On Opponent Network:	6-5		
When Iowa outrebounds opponent:	96-48	No Television:	3-0		
When opponent has more rebounds:	41-50				
When rebounds are equal:	8-1	Most Points, First Half:	56 vs. UNC-A, 11/23/03		
When Iowa shoots at least 80% from the line:	20-16	Fewest Points, First Half:	16 at Mich. St., 3/5/03		
When Iowa shoots less than 80% from the line:	125-83	Most Points Allowed, First Half:	59 by N. Car., 11/24/04		
When opponent shoots at least 80% from the line:	22-15	Fewest Points Allowed, First Half:	12 by ASU, 12/17/05		
When opponent shoots less than 80% from the line:	123-84	Most Points, Second Half:	56 vs. W. Car., 12/18/04		
When Iowa shoots more free throws than opponent:	121-44	Fewest Points, Second Half:	20 at Wisconsin, 1/5/06		
When opponent shoots more free throws:	21-54	Most Points Allowed, Second Half:	56, twice (MSU/KSU)		
When free throws attempts are equal:	3-1	Fewest Points Allowed, Second Half:	19 by Liberty, 12/22/02		
When Iowa has higher FT% than opponent:	89-41	Largest Halftime Advantage:	27 at Penn State, 2/26/05		
When opponent has higher FT%:	55-57	Largest Halftime Deficit:	33 at Mich. St., 3/5/03		
When FT% is equal:	1-1				
When Iowa shoots at least 50% from three-point range:	30-7				
When Iowa shoots less than 50% from three-point range:	115-92				
When opponent shoots at least 50% from three-point range:	5-17				
When opponent shoots less than 50% from three-point range:	140-82				
When Iowa has a higher three-point FG% than opponent:	94-24				
When opponent has a higher three-point FG%:	50-73				
When three-point FG% is equal:	1-2				
When Iowa has more assists than opponent:	98-17				
When opponent has more assists:	39-79				
When assists are equal:	8-3				
When Iowa has fewer turnovers than opponent:	85-25				
When opponent has fewer turnovers:	52-66				
When turnovers are equal:	8-8				
When Iowa has more steals than opponent:	74-33				
When opponent has more steals:	61-58				
When steals are equal:	10-8				

2006-07 Game Summaries

(1) IOWA 75, THE CITADEL 53
November 13, 2006, Carver-Hawkeye Arena, Iowa City, IA

Senior guard Adam Haluska matched a career-high with 29 points in leading Iowa to a 75-53 season-opening win over The Citadel in Iowa City. Haluska connected on 8-16 field goal attempts, including 6-14 treys, and added 7-7 free throws. He also had five rebounds and six assists.

The win marked Iowa's 29th straight win in a season opening game and extended Iowa's home court winning streak to 19 games.

Sophomore Cyrus Tate, in his first game at Iowa, came off the bench to add 13 points on 6-7 field goals. Junior center Seth Gorney added 10 points and three steals and junior forward Kurt Looby, also in his first game as a Hawkeye, led both teams with 14 rebounds and collected three blocked shots. Sophomore point guard Tony Freeman had 11 assists, seven points and six rebounds.

Iowa started strong at both ends of the floor. The Hawkeyes shot 50% from the field in the opening half, while allowing The Citadel to shoot just 29.6%. Iowa built a 42-22 halftime advantage and was never threatened in the second half.

Iowa shot 49.1% from the field and 37.5% from three-point range, while holding The Citadel to 33.9% shooting. Iowa won the rebounding battle 40-33 and had 25 assists.

THE CITADEL -- 53

Name	FG	3-PT	FT	RB	PF	TP	A	TO	BK	S	MN
Everhart	1-6	0-3	1-3	12	4	3	1	2	0	1	36
Nelson	2-11	0-0	0-0	6	3	4	0	3	0	0	17
Diasparra	1-2	1-1	0-0	0	1	3	0	2	0	1	15
McLendon	0-3	0-2	0-0	2	1	0	0	0	0	0	13
Hammack	2-9	0-6	4-5	1	2	8	1	3	2	3	31
Valulis	5-9	3-4	2-2	2	1	15	0	1	0	1	26
Brick	5-7	1-2	0-0	2	2	11	3	2	0	1	28
Streeter	0-2	0-0	0-0	1	0	0	0	0	1	0	13
Schiavoni	1-4	1-3	1-2	3	0	4	0	0	0	0	5
Thompson	2-3	0-1	0-1	0	3	4	2	1	0	1	14
Smith	0-0	0-0	1-2	1	0	1	0	0	0	0	2
Team				3		2					
Totals	19-56	6-22	9-15	33	17	53	7	16	3	8	200
	FG%: .339	3PT%: .273	FT%: .600								

IOWA -- 75

Name	FG	3-PT	FT	RB	PF	TP	A	TO	BK	S	MN
Looby	2-6	0-0	0-2	14	1	4	1	1	3	0	27
Gorney	4-7	0-0	2-2	2	0	10	1	2	0	3	25
Haluska	8-16	6-14	7-7	5	2	29	6	3	0	1	33
Freeman	3-7	1-3	0-0	6	1	7	11	3	0	1	32
Johnson	2-7	2-7	0-0	3	1	6	0	3	0	0	31
Crawford	0-0	0-0	0-0	1	0	0	0	0	0	0	1
Adams	1-1	0-0	0-0	1	1	2	0	0	0	0	2
Angle	1-2	0-0	0-0	2	0	2	0	0	0	0	7
Wessels	0-1	0-0	0-0	1	3	0	3	0	0	1	12
Bohall	0-1	0-0	0-0	0	1	0	0	0	0	1	2
Smith	1-2	0-0	0-0	0	5	2	3	1	0	0	10
Tate	6-7	0-0	1-2	3	2	13	0	0	0	1	18
Team				2							
Totals	28-57	9-24	10-13	40	17	75	25	14	3	8	200
	FG%: .491	3PT%: .375	FT%: .769								

Score by Periods:

The Citadel	22	31	53
Iowa	42	33	75

Attendance: 9,120

(2) IOWA 78, TOLEDO 65
November 17, 2006, St. Thomas, Virgin Islands

Freshman Tyler Smith came off the bench to score 28 points to lead Iowa to a 78-65 win over Toledo in the first round of the Paradise Jam.

Smith and the young Hawkeyes took over the boards in the second half in earning the win. For the game, Smith connected on 11-17 field goals and 5-8 free throws and made his only three-point attempt. He added six rebounds and five assists in 28 minutes of action.

Smith had plenty of help from his young teammates. Junior center Kurt Looby, in just his second game at Iowa, collected two quick fouls and played just two minutes in the first half. Consequently, the Hawkeyes held just a 21-19 rebounding advantage over the Rockets, a popular choice to win the Mid-American Conference this season after winning 20 games a year ago.

Looby was a different story in the second half. He ended the contest with 13 points and nine rebounds as the Hawkeyes won the rebounding battle 51-30. Junior center Seth Gorney and senior guard Adam Haluska each added 10 points and five rebounds. Cyrus Tate added nine points and seven rebounds off the bench as Iowa's reserves scored 40 points.

Iowa shot 42.2% from the field, compared to 37.5% for Toledo. The Hawkeyes also shot 35.7% from three-point range and hit 19-25 (76%) free throws. Iowa's defense also allowed the veteran Rockets just three free throw attempts in the second half.

TOLEDO -- 65

Name	FG	3-PT	FT	RB	PF	TP	A	TO	BK	S	MN
Howell	5-13	4-7	2-2	6	3	16	0	0	0	2	36
Valencia	6-10	0-0	0-0	8	1	12	1	2	0	0	32
Payne	0-4	0-2	0-0	1	4	0	7	3	0	1	26
Ingram	6-20	4-12	6-7	4	2	22	3	4	0	4	36
Johnson	1-3	1-1	0-0	1	1	3	1	1	0	0	12
Amos	2-3	0-0	0-0	5	4	4	1	0	0	2	25
Young	0-1	0-0	0-0	0	2	0	0	1	0	0	8
Kent	4-7	0-1	0-2	2	2	8	0	1	1	1	20
Ross	0-3	0-0	0-0	1	2	0	0	0	0	0	5
Team				2							
Totals	24-64	9-23	8-11	30	21	65	13	14	1	10	200
	FG%: .375	3PT%: .391	FT%: .727								

IOWA -- 78

Name	FG	3-PT	FT	RB	PF	TP	A	TO	BK	S	MN
Johnson	1-4	1-1	0-0	2	1	3	0	0	0	0	20
Looby	5-9	0-0	3-5	9	2	13	2	0	1	0	19
Gorney	4-6	0-0	2-2	5	3	10	0	0	1	0	25
Haluska	2-15	2-8	4-4	5	3	10	2	5	0	0	38
Freeman	0-5	0-2	2-2	8	1	2	3	8	0	1	33
Angle	0-1	0-0	0-0	1	1	0	0	1	0	0	7
Wessels	1-2	1-2	0-0	1	2	3	0	0	0	1	8
Smith	11-17	1-1	5-8	6	1	28	5	1	0	0	32
Tate	3-5	0-0	3-4	7	3	9	0	3	1	2	18
Team				7							
Totals	27-64	5-14	19-25	51	17	78	12	18	3	4	200
	FG%: .422	3PT%: .357	FT%: .760								

Score by Periods:

Toledo	30	35	65
Iowa	33	45	78

Attendance: 2,468

2006-07 Game Summaries

(3) ALABAMA 72, IOWA 60
November 19, 2006, St. Thomas, Virgin Islands

Tenth-ranked Alabama used its inside strength to take a 72-60 win over Iowa in the semi-finals of the Paradise Jam.

Iowa started fast, jumping to a 9-3 lead in the opening minutes, getting baskets from four different players. Alabama tied the score at 9-9 with 15 minutes to play before Iowa built a 17-14 advantage on two free throws by Tyler Smith. Alabama would rally to lead by four on two occasions in the first half before holding a 32-31 margin at the break.

Tony Freeman hit a three-pointer to give Iowa a 34-32 lead early in the second half. Alabama's Richard Hendrix answered with two baskets from the paint and Alabama led the rest of the way. The Crimson Tide led by 10 with 7:52 remaining, but could build no more than a 12 point advantage the rest of the way.

Alabama shot 51% from the field and won the rebounding battle by a 39-31 margin. Alabama had 38 points in the paint.

Iowa's inside game suffered as the Hawkeyes were in early foul trouble. Kurt Looby had three fouls in the first half, while Seth Gorney and Cyrus Tate each had two. Tate and Looby both picked up four fouls early in the second half.

Iowa shot just 37.5% from the field for the game, including 7-30 (23.3%) from three point range. The Hawkeye defense did force 17 Alabama turnovers.

Smith led Iowa for the second night in the tournament. The true freshman had 19 points, hitting 7-13 field goals and the 5-6 free throws. He added six rebounds, four assists and two steals. Freeman added 16 points and three assists and Seth Gorney added 10 points.

ALABAMA -- 72

Name	FG	3-PT	FT	RB	PF	TP	A	TO	BK	S	MN
Hendrix	6-7	0-0	2-2	7	1	14	0	2	2	1	35
Davidson	5-10	1-1	4-8	11	1	15	4	5	4	0	36
Hollinger	0-1	0-1	2-2	1	1	2	0	1	0	0	16
Gee	8-13	0-2	5-7	6	1	21	2	0	1	2	35
Steele	7-11	4-5	0-1	4	2	18	6	5	0	0	38
Riley	0-6	0-5	0-0	5	4	0	1	2	0	0	19
Torrance	0-3	0-2	0-0	0	1	0	1	1	0	1	10
Jemison	0-0	0-0	2-2	1	0	2	0	1	0	2	11
Team				4							
Totals	26-51	5-16	15-22	39	11	72	14	17	7	6	200
	FG%: .510	FT%: .313	3PT%: .682								

IOWA -- 60

Name	FG	3-PT	FT	RB	PF	TP	A	TO	BK	S	MN
Smith	7-13	0-2	5-6	6	2	19	4	2	0	2	37
Looby	0-0	0-0	0-0	2	4	0	2	0	1	2	19
Gorney	5-10	0-1	0-0	2	2	10	3	2	0	2	28
Haluska	2-13	0-9	0-0	4	2	4	2	3	0	0	32
Freeman	6-13	4-9	0-0	4	2	16	3	2	0	1	23
Crawford	0-0	0-0	0-0	1	0	0	0	0	0	0	2
Angle	0-2	0-0	0-0	3	2	0	0	2	0	1	16
Wessels	1-2	1-2	0-0	2	0	3	0	0	0	0	8
Bohall	0-0	0-0	0-0	0	1	0	0	0	0	0	1
Johnson	2-8	2-7	0-0	2	1	6	3	0	0	0	22
Tate	1-3	0-0	0-0	2	4	2	0	0	0	1	12
Team				3							
Totals	24-64	7-30	5-6	31	20	60	17	11	1	9	200
	FG%: .375	3PT%: .233	FT%: .833								

Score by Periods:

Alabama	32	40	72
Iowa	31	29	60

Attendance: 2,451

(4) VILLANOVA 89, IOWA 60
November 20, 2006, St. Thomas, Virgin Islands

Villanova used its experience, depth and a smothering defense to take an 89-60 win over Iowa in the consolation championship of the 2006 Paradise Jam.

Villanova, an Elite Eight last season, forced 22 Hawkeye turnovers and held Iowa to 41.3% shooting from the field. The Hawkeyes shot just 31.3% in the first half as the Wildcats built a 41-24 advantage. Iowa pulled to within 18-17 on two free throws by Kurt Looby midway through the first half. Villanova took control from there, using a 16-0 run to pull away.

Villanova shot 60.7% from the field over the final 20 minutes, including 70% (7-10) from three-point range. For the game the Wildcats shot 52.6% from the field.

Iowa built a 10-3 lead in the opening minutes, helped by six straight free throws from senior Adam Haluska. But Iowa committed 13 turnovers before the break and the Wildcats turned a number of those mistakes into easy baskets.

Haluska led Iowa in scoring with 18 points, hitting 5-13 field goals and 7-8 free throws. After fighting foul problems in a loss to Alabama, Kurt Looby fought back against Villanova with 13 points and a team-high seven rebounds.

Freshman Tyler Smith, who earned a spot on the all-tournament team, added 12 points, three rebounds and two steals and Tony Freeman added five assists.

IOWA -- 60

Name	FG	3-PT	FT	RB	PF	TP	A	TO	BK	S	MN
Smith	5-12	1-2	1-2	3	3	12	0	10	1	2	35
Looby	3-4	0-0	7-8	7	2	13	0	0	3	1	30
Gorney	1-3	0-0	0-0	1	2	2	0	0	0	0	14
Haluska	5-13	1-3	7-8	4	2	18	1	5	1	1	27
Freeman	2-6	2-4	1-3	1	3	7	5	4	0	0	31
Crawford	0-0	0-0	0-0	1	0	0	1	0	0	0	2
Adams	0-0	0-0	0-0	0	0	0	0	0	0	0	2
Angle	2-2	1-1	0-0	0	1	5	0	0	0	0	4
Wessels	0-1	0-0	0-0	0	2	0	0	0	0	0	7
Bohall	0-1	0-1	0-0	0	1	0	0	0	0	0	2
Johnson	0-3	0-1	0-0	1	2	0	1	1	0	0	23
Tate	1-1	0-0	1-2	3	2	3	0	1	0	0	23
Team				5							
Totals	19-46	5-12	17-23	26	20	60	8	22	5	4	200
	FG%: .413	3PT%: .417	FT%: .739								

VILLANOVA -- 89

Name	FG	3-PT	FT	RB	PF	TP	A	TO	BK	S	MN
Cunningham	4-8	0-0	1-1	5	3	9	1	1	2	1	30
Sumpter	7-10	4-6	8-10	3	0	26	2	3	2	0	30
Sheridan	1-1	0-0	0-0	0	2	2	1	1	0	0	16
Reynolds	0-2	0-1	1-2	3	2	1	4	0	1	0	25
Nardi	6-13	4-7	0-0	3	1	16	3	4	0	1	26
Benn	2-4	0-0	1-3	1	2	5	1	2	0	0	18
Condon	1-1	0-0	0-0	0	0	2	0	0	0	0	1
Redding	0-0	0-0	2-2	1	1	2	0	0	0	0	5
Clark	2-4	2-3	0-0	4	5	6	3	1	0	2	17
Anderson	6-12	4-10	2-2	5	3	18	1	2	0	2	22
Drummond	0-1	0-0	0-0	2	1	0	0	0	0	0	8
Tchuisi	1-1	0-0	0-0	1	0	2	0	0	0	0	2
Team				4							
Totals	30-57	14-27	15-20	32	20	89	16	14	5	7	200
	FG%: .526	3PT%: .519	FT%: .750								

Score by Periods:

Iowa	24	36	60
Villanova	41	48	89

Attendance: 3,032

2006-07 Game Summaries

(5) ARIZONA STATE 67, IOWA 64
November 25, 2006, Wells Fargo Arena, Tempe, AZ

Arizona State hit a desperation three-point shot from 25 feet just before the shot clock expired and held on for a 67-64 win over Iowa in Tempe on Nov. 25. The game winning shot came with 12 seconds left in the game after Iowa had forced the Sun Devils away from the basket as the shot clock was set to expire. The Hawkeyes missed a three-point attempt in the final seconds.

The Sun Devils scored the first 13 points of the game before Iowa settled down. After missing its first five shots and committing five turnovers in the first six minutes, Iowa gained control, had no turnovers the remainder of the half and went to halftime with a 31-25 advantage.

Iowa continued to control the action through the first 15 minutes of the second half, building the advantage to as many as 12 points with just under five minutes to play. That's when Arizona State used a 19-4 scoring run to rally for the win. ASU connected on 8-11 three-point shots in the final 20 minutes.

ASU shot 50.9% from the field, becoming the third straight Hawkeye opponent to shoot over 50% from the field. The Sun Devils won the rebounding battle 30-25. Iowa shot 48.1% from the field and 80% (4-5) from the free throw line and forced 16 ASU turnovers.

Iowa was led by senior Adam Haluska, who had 24 points, four rebounds, three assists and two steals. Freshman Tyler Smith added 12 points, five assists, four rebounds and two steals and junior Justin Johnson added eight points and four assists.

IOWA -- 64

Name	FG	3-PT	FT	RB	PF	TP	A	TO	BK	S	MN
Smith	6-13	0-2	0-0	4	2	12	5	5	0	2	37
Looby	3-3	0-0	0-0	2	2	6	0	2	2	0	29
Gorney	1-2	0-0	0-0	3	3	2	2	1	0	0	10
Haluska	8-17	4-11	4-4	4	1	24	3	1	0	2	34
Freeman	1-7	1-6	0-0	0	0	3	2	1	0	2	26
Angle	2-4	1-2	0-0	1	0	5	0	0	0	0	12
Wessels	0-0	0-0	0-0	1	0	0	0	0	0	1	2
Johnson	3-5	2-4	0-0	2	1	8	4	1	1	1	25
Tate	2-3	0-0	0-1	5	3	4	0	2	0	0	25
Team				3				1			
Totals	26-54	8-25	4-5	25	12	64	16	14	3	8	200
	FG%: .481	FT%: .320	3PT%: .800								

ARIZONA STATE -- 67

Name	FG	3-PT	FT	RB	PF	TP	A	TO	BK	S	MN
Pendergraph	4-10	0-0	0-0	2	5	8	0	2	0	0	26
Angounou	6-11	2-2	0-0	12	0	14	1	2	0	1	31
Glasser	2-4	1-2	2-2	2	0	7	7	2	0	1	29
Polk	8-11	4-5	0-0	4	4	20	5	3	0	2	27
Shipp	3-5	2-4	0-0	5	2	8	2	2	0	0	33
Morill	1-1	0-0	0-0	2	1	2	0	1	0	0	7
Atuahene	2-5	1-1	1-2	0	0	6	3	1	1	0	23
Odufuwa	0-0	0-0	0-0	0	1	0	0	1	0	0	8
Seay	1-4	0-2	0-0	2	0	2	1	0	0	0	11
Claudino	0-2	0-0	0-0	0	0	0	0	1	0	0	5
Team				1				1			
Totals	27-53	10-16	3-4	30	13	67	19	16	1	4	200
	FG%: .509	3PT%: .625	FT%: .750								

Score by Periods:

Iowa	31	33	64
Arizona State	25	42	67

Attendance: 10,115

(6) VIRGINIA TECH 69, IOWA 65
November 29, 2006, Cassell Coliseum, Blacksburg, VA

Iowa rallied in the closing minutes at Virginia Tech, only to see the effort come up short in a 69-65 loss to the Hokies Wednesday night in Blacksburg, VA. VA Tech used a 10-0 scoring run late in the first half to break an 18-18 tie and take a 30-21 at halftime.

The Hokies increased the advantage to as many as 16 points in the second half and led by 15 points with 4:43 before rallied. Taking advantage of missed free throws by VA Tech, Iowa cut the margin to five points with 55 seconds left and to four with 33 seconds to play. The Hokies made just enough free throws to hold on for the win.

Iowa shot 42.6% from the field, including 45% from three-point range and added 10-13 (76.9%) free throws. The Hawkeyes also won the rebounding battle by a 37-31 margin.

Turnovers proved to be the difference in the game. Virginia Tech forced 19 Iowa turnovers and scored 25 points off those mistakes. The Hokies had just eight turnovers and Iowa scored just six points following those errors.

Senior Adam Haluska once again led Iowa's scoring with 24 points, and he connected in 9-17 field goals overall and 5-10 three-pointers before leaving the game with 39 seconds remaining with a sprained ankle. Tony Freeman added 11 points and Justin Johnson scored nine, all on three-point baskets.

Freshman Tyler Smith and sophomore Cyrus Tate led Iowa on the boards, as each collected seven rebounds. Smith also added five assists and two steals, while Johnson added six rebounds and junior center Seth Gorney had five.

IOWA -- 65

Name	FG	3-PT	FT	RB	PF	TP	A	TO	BK	S	MN
Smith	2-13	0-3	3-4	7	4	7	5	2	0	2	32
Tate	1-4	0-0	2-2	7	2	4	2	3	1	0	24
Looby	2-6	0-0	2-3	4	3	6	0	0	3	0	29
Haluska	9-17	5-10	1-2	2	4	24	1	4	1	0	39
Johnson	3-4	3-4	0-0	6	2	9	2	2	0	0	31
Angle	0-1	0-0	0-0	1	4	0	0	1	0	0	3
Freeman	4-5	1-2	2-2	2	4	11	2	5	0	0	21
Wessels	0-1	0-1	0-0	0	0	0	0	0	0	1	2
Gorney	2-3	0-0	0-0	5	2	4	0	1	0	1	19
Team				3				1			
Totals	23-54	9-20	10-13	37	25	65	12	19	5	4	200
	FG%: .426	FT%: .450	3PT%: .769								

VIRGINIA TECH -- 69

Name	FG	3-PT	FT	RB	PF	TP	A	TO	BK	S	MN
Washington	2-7	1-1	4-9	7	2	9	1	1	0	1	26
Witcher	3-5	0-0	1-2	4	4	7	0	0	5	1	30
Diakite	3-4	0-0	0-0	1	2	6	0	1	1	0	19
Dowdell	6-14	2-3	4-6	4	1	18	4	2	0	2	36
Gordon	4-13	1-3	0-3	4	3	9	5	2	0	2	34
Munson	0-0	0-0	0-0	1	1	0	2	0	0	1	8
Krabbendam	1-1	0-0	0-0	0	1	2	0	0	0	0	3
Sailes	0-0	0-0	0-0	1	1	0	0	0	0	0	13
Collins	4-8	0-0	2-4	1	0	10	1	1	0	1	18
Vassallo	1-3	0-1	6-9	4	2	8	0	1	0	1	13
Team				4							
Totals	24-55	4-8	17-33	31	17	69	13	8	6	9	200
	FG%: .436	3PT%: .500	FT%: .515								

Score b Periods:

Iowa	21	44	65
Virginia Tech	30	39	69

Attendance: 9,847

2006-07 Game Summaries

(7) IOWA 62, TEXAS-PAN AMERICAN 46
December 1, 2006, Carver-Hawkeye Arena, Iowa City, IA

Iowa guards Justin Johnson and Tony Freeman spurred a second half scoring spree that led Iowa to a 62-46 win over Texas-Pan American in the first round of the Hawkeye Challenge.

The Hawkeyes shot just 39.3% from the field in the opening 20 minutes and held just a 27-23 lead at the midway point. The Hawkeyes built as much as a seven point advantage in the first half, but could not pull away.

Johnson and Freeman each scored eight points in the second half as Iowa improved its shooting to 57.1% from the field. Iowa built its advantage to as many as 19 points in the late stages, making nine straight free throws in the second half until two misses in the final seconds.

Iowa held a slim 31-30 rebounding advantage and forced 19 turnovers while collecting 14 steals. The Hawkeyes had just 12 turnovers and held an 11-4 scoring advantage from the free throw line. For the game, Iowa shot 46.9% from the field, while holding UTPA to 42.2%.

Johnson led Iowa's scoring with 14 points, while Tyler Smith scored 12 and Freeman 10. Smith, Johnson and J.R. Angle each collected five rebounds, while Freeman and Adam Haluska each had five assists.

IOWA -- 62

Name	FG	3-PT	FT	RB	PF	TP	A	TO	BK	S	MN
Smith	6-11	0-0	0-1	5	2	12	3	3	0	4	30
Tate	2-3	0-0	2-2	3	2	6	1	1	0	2	22
Looby	1-3	0-0	2-4	2	4	4	0	2	2	2	18
Haluska	2-10	0-5	4-4	4	0	8	5	1	0	3	32
Johnson	5-11	4-6	0-0	5	1	14	0	3	0	1	30
Crawford	0-0	0-0	0-0	0	0	0	0	0	0	0	3
Angle	0-1	0-1	0-0	5	1	0	1	0	0	0	12
Freeman	4-6	1-2	1-2	1	2	10	5	1	0	2	25
Wessels	0-0	0-0	0-0	0	1	0	0	1	0	0	3
Bohall	0-0	0-0	0-2	0	0	0	0	0	0	0	1
Gorney	3-4	0-0	2-2	4	1	8	0	0	0	0	23
Team				2							
Totals	23-49	5-14	11-17	31	14	62	15	12	2	14	200
	FG%: .469		FT%: .357					3PT%: .647			

TX-PAN AMERICAN -- 46

Name	FG	3-PT	FT	RB	PF	TP	A	TO	BK	S	MN
Allgood	2-5	0-0	0-0	0	2	4	2	1	0	0	15
Lien	2-5	0-0	1-2	7	3	5	2	3	0	0	31
Stoll	1-5	1-5	0-0	5	5	3	4	7	0	0	28
Burrell	7-13	2-4	0-0	8	2	16	0	3	0	4	29
Shankle	3-8	0-5	0-0	1	2	6	2	1	0	1	34
Edwards	0-0	0-0	0-1	0	3	0	0	0	0	0	5
Chatman	2-5	1-4	0-0	2	0	5	0	0	0	0	16
Sheppard	0-0	0-0	0-0	0	1	0	1	1	0	1	12
Robinson	0-0	0-0	3-6	2	1	3	0	0	0	1	11
Trader	2-4	0-0	0-1	4	0	4	0	2	0	0	18
Team				1				1			
Totals	19-45	4-18	4-10	30	19	46	11	19	0	7	200
	FG%: .422		3PT%: .222					FT%: .400			

Score by Periods: Attendance: 10,113
TX-Pan American 23 23 46
Iowa 27 35 62

(8) IOWA 83, COPPIN STATE 67
December 2 2006, Carver-Hawkeye Arena, Iowa City, IA

Senior guard Adam Haluska scored a career-high 31 points and just missed a triple double in leading the Hawkeyes to an 83-67 win over Coppin State in the title game of the Hawkeye Challenge. Haluska, who was named tournament MVP, hit 10-18 field goals, including 6-12 treys. He added 5-5 free throws, collected nine rebounds and a career-high nine assists and also had two steals.

The Hawkeyes shot 54% from the field in the first half, leading by as many as 16 points before taking a 38-24 halftime advantage. Coppin State fought back in the early portion of the second half, cutting Iowa's advantage to 48-46 with 12 minutes to play. The Hawkeyes still led by just two, 50-48, with 9:48 to play, when they used an 11-2 run over the next two minutes to regain control. Iowa built the advantage back to 16 points with four minutes to play to win their 24th title in the 25-year history of the event.

Haluska struggled with his shooting in the first half, hitting 3-8 shots and scoring just eight points. He caught fire in the second half with 23 points, including a four-point play when fouled while hitting a three-point shot. Freshman Tyler Smith added 16 points and Justin Johnson scored 13. Cyrus Tate led Iowa with nine rebounds and Tony Freeman collected five assists. Smith and Johnson joined Haluska on the all-tournament team.

COPPIN STATE -- 67

Name	FG	3-PT	FT	RB	PF	TP	A	TO	BK	S	MN
Harrison	4-7	0-0	5-6	3	3	13	2	1	0	0	29
Pressey	5-8	0-0	0-0	8	4	10	0	2	1	0	23
Roberts	5-16	2-6	4-5	3	2	16	3	3	0	1	34
McKee	6-15	1-6	5-7	9	2	18	3	6	0	1	39
Woodlin	0-0	0-0	0-0	1	4	0	0	0	0	1	22
Britt	0-2	0-1	0-0	1	0	0	0	1	0	1	10
Norwood	0-0	0-0	0-0	1	2	0	0	0	0	0	6
Conyers	1-4	0-1	0-0	1	3	2	1	1	0	1	12
Chesnut	1-1	0-0	0-1	1	3	2	0	0	1	0	11
Kennedy	2-4	2-4	0-0	1	2	6	0	0	0	0	14
Team				3							
Totals	24-57	5-18	14-19	32	25	67	9	14	2	4	200
	FG%: .421		FT%: .278					3PT%: .737			

IOWA -- 83

Name	FG	3-PT	FT	RB	PF	TP	A	TO	BK	S	MN
Smith	6-12	0-0	4-5	7	1	16	2	0	0	0	35
Tate	2-8	0-0	2-3	9	1	6	0	0	0	0	28
Looby	0-2	0-0	0-0	1	3	0	0	0	2	0	7
Haluska	10-18	6-12	5-5	9	3	31	9	1	0	3	27
Johnson	5-9	3-6	0-0	5	1	13	4	5	1	2	34
Angle	3-4	0-0	2-2	2	2	8	1	0	0	0	13
Freeman	1-6	1-5	3-4	2	1	6	5	2	0	1	25
Henderson	0-3	0-0	1-2	0	1	1	0	3	0	0	8
Gorney	1-1	0-0	0-0	3	4	2	1	1	0	0	13
Team				3							
Totals	28-63	10-23	17-21	41	17	83	22	12	3	5	200
	FG%: .444		3PT%: .435					FT%: .810			

Score by Periods: Attendance: 10,844
Coppin State 24 32 67
Iowa 38 45 83

2006-07 Game Summaries

(9) NORTHERN IOWA 57, IOWA 55
December 5, 2006, Carver-Hawkeye Arena, Iowa City, IA

Northern Iowa used a 17-4 scoring run over the final five minutes to take a 57-55 win in Iowa City Tuesday, ending Iowa's home winning streak at 21 games. Iowa led 51-40 with 5:31 remaining before the Panthers scored 13 straight points to take a 53-51 lead with 1:42 to play. Iowa tied the score on a basket by Adam Haluska with 1:24 to play and tied the game at 55-55 on a basket by Tyler Smith with 52 seconds remaining. Northern Iowa's final basket came with 32 seconds to play. The Hawkeyes then missed two shots, including a three-point attempt in the closing seconds.

After falling behind 5-2 in the opening minutes, Iowa controlled the game until the final five minutes. The Hawkeyes led 28-18 at halftime and led by as many as 13 points in the second half. Iowa did not shoot well from the field, connecting on just 34.9% of its field goals. Northern Iowa, after shooting just 23/8% in the first half, shot 44.4% from the field in the final 20 minutes to raise its percentage to 35.4% for the game.

The difference came at the free throw line and on the backboards. Northern Iowa made 21-29 free throw attempts, compared to just 5-7 for Iowa. UNI held a 44-34 rebounding advantage. Iowa was guilty of just 10 turnovers, compared to 15 for Northern Iowa.

Freshman Tyler Smith led Iowa's scoring with 20 points and he added six rebounds. Tony Freeman added 11 points and four assists and Seth Gorney led Iowa with nine rebounds.

NORTHERN IOWA -- 57

Name	FG	3-PT	FT	RB	PF	TP	A	TO	BK	S	MN
Stout	5-10	1-2	1-3	7	3	12	0	3	20	0	27
Coleman	6-16	0-0	9-11	15	1	21	1	0	3	0	37
Josten	1-4	0-0	4-4	0	1	6	2	1	0	0	35
Brown	3-7	1-3	0-0	3	4	7	0	4	0	0	33
McKowen	1-7	0-3	5-8	9	3	7	7	4	0	3	38
Jones	0-0	0-0	0-0	0	0	0	0	0	0	0	3
Ahelegbe	0-0	0-0	0-0	1	0	0	0	0	0	0	8
Viet	0-1	0-1	0-1	0	0	0	0	0	0	0	3
Koch	0-0	0-0	0-0	1	0	0	0	1	0	0	4
Eglseder	1-3	0-0	2-2	5	2	4	0	2	3	0	12
Team				3							
Totals	17-48	2-9	21-29	44	14	57	10	15	8	3	200
	FG%: .354	FT%: .222	3PT%: .724								

IOWA -- 55

Name	FG	3-PT	FT	RB	PF	TP	A	TO	BK	S	MN
Smith	9-15	1-3	1-3	6	5	20	1	4	0	0	36
Tate	1-8	0-0	0-0	4	4	2	1	1	0	0	26
Looby	0-1	0-0	0-0	4	4	0	0	0	0	0	14
Haluska	3-10	1-3	2-2	3	3	9	3	1	0	2	33
Johnson	1-5	1-2	0-0	0	2	3	0	1	0	0	10
Angle	0-1	0-1	2-2	0	1	2	0	0	0	1	11
Freeman	4-9	3-5	0-0	4	4	11	4	2	0	1	29
Henderson	0-1	0-0	0-0	0	0	0	2	1	0	0	11
Gorney	4-13	0-0	0-0	9	1	8	0	0	0	1	30
Team				4							
Totals	22-63	6-14	5-7	34	24	55	11	10	0	5	200
	FG%: .349	3PT%: .429	FT%: .714								

Score by Periods:

Northern Iowa	18	39	57
Iowa	28	27	55

Attendance: 11,047

(10) IOWA 77, IOWA STATE 59
December 5, 2006, Carver-Hawkeye Arena, Iowa City, IA

Iowa's defense held Iowa State to 38.6% shooting from the field and forced 26 turnovers as the Hawkeyes defeated the Cyclones 77-59 in Iowa City. Iowa scored the first four points of the game, led 9-3 after four minutes and never trailed. Iowa shot 50% from the field in the first half, including 66.7% (4-6) from three-point range. The Hawkeyes led 42-30 at intermission after leading by as many as 17 in the first half.

The Hawkeyes built a 46-30 advantage early in the second half before Iowa State rallied to within eight points, 46-38. A three-point basket by Adam Haluska helped Iowa regain the momentum as the Hawkeyes used a 15-3 scoring run to build a comfortable 59-41 advantage with eight minutes to play.

Iowa shot 45.9% from the field for the game, including 75% (6-8) from three-point range, and added 15-19 (78.9%) free throws. The Hawkeyes collected 17 assists and 13 steals while committing just 12 turnovers.

Haluska led Iowa's scoring with 18 points. Freshman Tyler Smith added 16 and Tony Freeman scored 11. Kurt Looby led Iowa with six rebounds, Smith collected a career-high six assists and Freeman led the Hawkeyes with three steals.

IOWA STATE -- 59

Name	FG	3-PT	FT	RB	PF	TP	A	TO	BK	S	MN
Clark	1-5	1-4	0-0	11	2	3	2	1	1	1	35
Gray	1-3	0-0	0-0	5	2	2	1	0	1	0	16
Johnson	6-11	0-2	1-3	9	4	13	0	5	2	1	26
Taylor	4-15	3-9	2-2	0	2	13	5	8	0	2	34
McIntosh	0-0	0-0	0-0	1	2	0	0	3	0	0	13
Dunson	4-9	2-4	0-0	1	2	10	2	2	0	2	33
Jacobson	1-1	1-1	0-0	0	0	3	0	0	0	0	2
Currie	0-0	0-0	0-0	0	0	0	0	0	0	0	1
Ceaser	0-0	0-0	0-0	0	0	0	1	0	0	0	2
Johnson	2-4	0-0	0-0	2	0	4	0	2	0	0	9
Hubalek	3-9	2-4	2-4	8	5	10	0	4	1	0	24
Bergstrom	0-0	0-0	0-0	0	0	0	0	1	0	0	1
Streff	0-0	0-0	0-0	1	0	0	0	0	0	0	2
Smith	0-0	0-0	1-2	0	0	1	0	0	0	0	2
Team				5							
Totals	22-57	9-24	6-11	43	19	59	11	26	5	6	200
	FG%: .386	FT%: .375	3PT%: .545								

IOWA -- 77

Name	FG	3-PT	FT	RB	PF	TP	A	TO	BK	S	MN
Angle	2-2	1-1	0-0	2	4	5	0	1	0	1	15
Gorney	3-5	0-0	0-0	4	4	6	1	0	1	1	17
Haluska	5-14	2-4	6-7	4	0	18	1	1	2	2	33
Freeman	5-7	1-1	0-0	2	1	11	5	3	0	3	23
Smith	6-15	0-0	4-6	2	0	16	6	2	0	1	31
Crawford	0-1	0-0	0-0	0	1	0	0	0	0	0	2
Adams	0-0	0-0	0-0	0	0	0	0	0	0	0	1
Wessels	0-0	0-0	0-0	0	0	0	0	0	0	0	2
Bohall	0-0	0-0	0-0	0	0	0	0	0	0	0	2
Johnson	2-5	2-2	0-0	1	0	6	1	0	1	0	20
Henderson	3-5	0-0	2-2	0	2	8	1	5	0	1	15
Tate	0-3	0-0	2-2	3	2	2	2	-	1	2	21
Looby	2-4	0-0	1-2	6	4	5	0	0	1	2	19
Team				7							
Totals	28-61	6-8	15-19	31	18	77	17	12	6	13	200
	FG%: .349	3PT%: .429	FT%: .714								

Score by Periods:

Iowa State	30	29	59
Iowa	42	35	77

Attendance: 14,577

2006-07 Game Summaries

(11) DRAKE 75, IOWA 59 December 16, 2006, Knapp Center, Des Moines, IA

Drake University used a strong shooting night from the field and a large rebounding advantage to defeat Iowa 75-59 in Des Moines, ending a 27-game losing streak in the series. The Bulldogs won their sixth straight game as Iowa lost for the first time in the Knapp Center after seven straight wins.

The Hawkeyes played well in the early going, hitting eight of their first 12 field goal attempts. The score was tied at 22-22 before Drake used a 13-2 run over a three minute span to gain control. Drake eventually built a 38-28 advantage at the break.

Drake built the advantage to 15 points with 13 minutes to play before Iowa rallied behind the outside shooting of Justin Johnson. Johnson hit three consecutive three-pointers within one minute to cut the deficit to 53-45 with 10 minutes remaining. Drake was able to pick up the defensive pressure from there, holding Iowa scoreless for just over five minutes in rebuilding the margin to 63-45 with five minutes remaining.

Drake shot 53.1% from the field and held a 41-23 rebounding advantage while playing in front of the largest crowd ever (7,268) at the Knapp Center.

Adam Haluska led Iowa with 21 points and seven rebounds. Freshman Tyler Smith added 16 points and five rebounds and Johnson ended the game with 12 points, hitting 4-5 three-pointers. Iowa shot just 39.2% from the field and was outscored 18-10 at the free throw line.

IOWA -- 59

Name	FG	3-PT	FT	RB	PF	TP	A	TO	BK	S	MN
Angle	0-2	0-0	0-0	1	3	0	1	1	0	0	18
Smith	6-15	1-3	3-5	5	3	16	0	4	0	1	30
Gorney	1-1	0-0	0-1	5	4	2	2	1	0	0	19
Haluska	5-15	4-10	7-8	7	2	21	1	3	0	3	36
Freeman	2-9	0-5	0-0	1	1	4	3	0	0	1	28
Crawford	0-0	0-0	0-0	0	0	0	0	0	0	0	1
Wessels	0-0	0-0	0-0	0	0	0	0	0	0	0	1
Johnson	4-5	4-5	0-0	0	1	12	0	1	0	0	16
Henderson	1-3	0-0	0-0	0	2	2	2	3	0	1	26
Tate	0-0	0-0	0-0	1	4	0	1	3	0	1	7
Looby	1-1	0-0	0-0	0	5	2	1	0	1	1	18
Team				3							
Totals	20-51	9-23	10-14	23	25	59	11	15	1	7	200
	FG%: .392	3PT%: .391	FT%: .714								

DRAKE -- 75

Name	FG	3-PT	FT	RB	PF	TP	A	TO	BK	S	MN
Korver	0-2	0-2	0-0	2	2	0	1	1	0	1	24
Calvin	8-13	1-2	4-6	13	3	21	1	5	0	0	32
Keita	3-5	0-0	4-6	8	0	10	0	2	1	1	15
Stewart	2-3	0-0	1-4	2	2	5	6	5	0	1	28
Grant	6-8	0-1	7-9	4	4	19	1	3	0	2	26
Bryant	4-6	4-5	1-2	5	0	13	0	1	0	0	14
Houston	2-4	0-2	1-2	3	2	5	1	0	0	1	23
Emmenecker	0-2	0-1	0-0	1	0	0	2	2	0	2	12
Young	0-4	0-2	0-0	1	3	0	1	0	0	0	15
Cox	1-2	0-0	0-0	1	1	2	0	0	1	0	11
Team				1							
Totals	26-49	5-15	18-29	41	17	75	13	17	3	8	200
	FG%: .531	3PT%: .333	FT%: .621								

Score by Periods:

Iowa	28	31	59
Drake	38	37	75

Attendance: 7,268

(12) IOWA 101, GEORGIA STATE 59 December 20, 2006, Carver-Hawkeye Arena, Iowa City, IA

Iowa used a solid shooting performance and a strong all-around game in defeating Georgia State 101-59 in Iowa City. A three-point basket by Adam Haluska gave Iowa a 17-15 advantage with 12:30 left in the opening half, and the Hawkeyes were in control from there. Haluska's basket began a 13-2 scoring run that gave Iowa a 27-15 lead with nine minutes remaining. He added another three-pointer in the final seconds to give Iowa its biggest advantage, 49-29, at the break. Iowa scored the first seven points of the second half and was never threatened, leading by as many as 50 points.

Iowa played well in nearly every phase of the game. The Hawkeyes shot 52.9% from the field, including 52.4% (11-21) from three-point range. Iowa held Georgia State to 34.5% shooting and won the rebounding battle 44-35. Iowa also forced 25 turnovers and collected 26 assists.

Haluska led Iowa with a career-best 36 points, hitting 13-19 field goals, 6-11 three-pointers and all four of his free throws. The 36 points matches the highest scoring total by an Iowa player in Carver-Hawkeye Arena, which opened in 1983.

Freshman Tyler Smith added 15 points, five rebounds, five assists and two steals. Tony Freeman added 12 points and Kurt Looby led both teams with 12 rebounds. Mike Henderson, in his first start of the year, added eight points and a career-best nine assists.

GEORGIA STATE -- 59

Name	FG	3-PT	FT	RB	PF	TP	A	TO	BK	S	MN
Chase	4-9	2-2	0-0	5	2	10	2	2	0	0	23
Perique	2-5	0-0	0-1	4	0	4	1	6	0	1	26
Goldston	0-3	0-3	0-0	1	1	0	3	2	0	1	18
McBride	3-10	1-7	2-2	0	1	9	0	2	1	1	22
Mendez	3-9	2-5	2-3	3	3	10	1	3	0	0	32
Mitchell	1-3	0-2	0-0	1	1	2	3	0	0	0	10
Moynihan	0-1	0-0	0-0	1	0	0	0	0	0	0	2
Larris	1-3	1-2	4-4	1	0	7	1	3	0	1	17
Krubally	1-1	0-0	0-0	0	0	2	0	0	0	0	0+
Cartwright	0-4	0-1	2-4	3	2	2	1	1	0	1	11
Billingslea	2-2	0-0	3-9	4	5	7	1	2	0	0	18
Lott	0-1	0-1	2-2	1	0	2	0	1	0	0	6
Dickerson	0-0	0-0	0-0	2	4	0	0	2	1	0	5
Turner	2-4	0-0	0-0	3	0	4	0	1	0	0	10
Team				6							
Totals	19-55	6-23	15-25	35	19	59	13	25	2	5	200
	FG%: .345	3PT%: .261	FT%: .600								

IOWA -- 101

Name	FG	3-PT	FT	RB	PF	TP	A	TO	BK	S	MN
Smith	6-11	0-0	3-4	5	3	15	5	3	0	2	28
Tate	0-1	0-0	2-3	2	5	2	0	2	0	0	12
Gorney	4-4	0-0	0-0	5	3	8	1	1	0	0	16
Haluska	13-19	6-11	4-4	1	0	36	4	0	0	2	28
Henderson	2-4	0-0	4-6	4	2	8	9	3	0	1	30
Crawford	1-4	0-0	0-1	1	1	2	0	0	0	0	4
Adams	0-1	0-0	0-0	1	0	0	0	1	0	0	2
Angle	2-2	0-0	0-0	2	3	4	0	0	0	2	12
Freeman	4-7	3-4	1-1	3	0	12	2	1	0	0	22
Wessels	0-1	0-1	0-0	0	2	0	0	0	0	0	5
Bohall	0-0	0-0	0-0	0	0	0	0	0	0	0	4
Johnson	2-8	2-5	2-2	6	2	8	4	0	0	0	23
Looby	2-6	0-0	2-4	12	1	6	1	3	4	2	14
Team				2							
Totals	36-68	11-21	18-25	44	22	101	26	14	4	9	200
	FG%: .529	3PT%: .524	FT%: .720								

Score by Periods:

Georgia State	29	30	59
Iowa	49	52	101

Attendance: 9,024

2006-07 Game Summaries

(13) IOWA 90, TEXAS SOUTHERN 63 December 23, 2006, Carver-Hawkeye Arena, Iowa City, IA

Iowa jumped to an early lead and never looked back in taking a 90-63 win over Texas Southern in Iowa City. The Hawkeyes shot 50% from the field in the opening half, building a 49-27 advantage by intermission. The Hawkeyes led 10-4 after three minutes and built the margin to 21-6 after eight minutes. Along with shooting well to start the game, Iowa held Texas Southern to 37.9% shooting from the field in the first half and forced 13 turnovers.

The visitors scored the first basket of the second half, but would get no closer than 20 points. Iowa shot just 32% from the field in the second half, but made up for the cool shooting with a solid afternoon at the free throw line. For the game the Hawkeyes hit 33-37 (89.2%) free throws, including 23-25 second half attempts.

Texas Southern was guilty of 24 turnovers as the Hawkeye defense collected 11 steals. Iowa also had a season-low nine turnovers.

Freshman Tyler Smith led Iowa's scoring with 25 points, including 17 in the first half as the Hawkeyes were breaking the game open. Smith hit 8-15 field goals, including 4-5 three-point shots. Adam Haluska added 21 points and Seth Gorney matched a career-high with 10. Kurt Looby led the Hawkeyes with six rebounds and Mike Henderson matched his career-high for the second straight game with nine assists.

TEXAS SOUTHERN -- 63

Name	FG	3-PT	FT	RB	PF	TP	A	TO	BK	S	MN
Moore	5-8	0-0	2-4	13	3	12	2	2	0	0	31
Jones	6-10	0-1	4-6	7	4	16	2	5	1	1	37
Matthews	1-3	0-0	2-2	5	4	4	1	4	0	0	15
Johnson	1-7	0-1	0-0	1	3	2	1	1	1	0	17
White	2-6	0-0	0-0	2	3	4	3	3	0	3	27
Brown	7-15	5-11	0-0	4	2	19	2	2	1	0	26
Wilkerson	0-0	0-0	0-0	0	0	0	0	0	0	0	1
Walker	1-2	1-2	0-0	2	1	3	3	2	0	0	12
Frazier	0-0	0-0	0-0	1	1	0	2	1	0	0	5
Norwood	0-1	0-0	0-0	1	0	0	0	2	0	0	4
Bell	0-1	0-0	0-0	0	4	0	0	0	0	0	4
Latham	0-0	0-0	0-0	0	0	0	0	1	0	0	2
Drewy	1-5	0-0	1-3	3	3	3	0	1	0	0	19
Team				2							
Totals	24-58	6-15	9-15	41	28	63	16	24	3	4	200
	FG%: .414	FT%: .400	3PT%: .600								

IOWA -- 90

Name	FG	3-PT	FT	RB	PF	TP	A	TO	BK	S	MN
Smith	8-15	4-5	5-5	3	1	25	5	1	0	2	30
Tate	1-2	0-0	5-6	5	4	7	0	2	0	0	16
Gorney	4-5	0-0	2-2	3	3	10	0	0	0	2	23
Haluska	7-16	2-5	5-6	4	2	21	1	0	0	0	27
Henderson	3-5	0-0	3-3	4	1	9	9	4	0	3	30
Crawford	0-0	0-0	0-0	1	1	0	0	0	1	0	3
Adams	0-1	0-0	0-0	0	0	0	1	0	0	0	2
Angle	1-2	0-1	0-0	2	0	2	0	0	0	0	10
Freeman	0-4	0-2	4-5	1	0	4	4	0	0	1	24
Wessels	0-0	0-0	0-0	1	0	0	0	1	0	0	2
Bohall	0-2	0-0	0-0	0	0	0	0	0	0	0	2
Johnson	1-6	1-5	6-6	2	0	9	0	0	1	2	19
Looby	0-1	0-0	3-4	6	4	3	0	1	2	1	12
Team				2							
Totals	25-59	7-18	33-37	34	16	90	20	9	4	11	200
	FG%: .424	3PT%: .389	FT%: .892								

Score by Periods:

Texas Southern	27	36	63
Iowa	49	41	90

Attendance: 10,350

(14) IOWA 65, CORNELL UNIVERSITY 50 December 30, 2006, Carver-Hawkeye Arena, Iowa City, IA

Iowa shot 72.7% from the field over the final 20 minutes in taking a 65-50 win over Cornell in Iowa City in its final non-conference game before Big Ten action. The Hawkeyes made 16-22 field goal attempts in the second half, pulling away in the final 11 minutes. Iowa held a 42-40 advantage midway through the second half when the Hawkeyes scored nine straight points to gain some breathing room. Cornell was never closer than 10 the rest of the way and Iowa led by as many as 18 points in the final minutes.

The second half shooting spree was led by senior Adam Haluska. He made all seven of his field goal attempts in the second half and shot 10-13 from the field for the game, including 6-9 from three-point range. Haluska connected on his final nine field goal attempts of the game, including his last five three-point attempts. He ended the game with 29 points, while also collecting four steals and three rebounds.

Iowa shot 55.6% from the field and 70% from the free throw line in the game, compared to 35.8% for Cornell. Iowa also forced 20 Cornell turnovers while collecting 10 steals and 10 blocked shots.

Freshman Tyler Smith scored 18 points and had six rebounds for Iowa, while Tony Freeman led the Hawkeyes with seven assists and Kurt Looby added six rebounds and five blocked shots.

CORNELL -- 50

Name	FG	3-PT	FT	RB	PF	TP	A	TO	BK	S	MN
Wittman	5-17	3-10	0-0	2	1	13	0	4	0	1	37
Kreefer	4-11	2-7	0-0	3	0	10	3	2	0	1	26
Naeve	4-7	0-0	1-2	7	1	9	3	2	1	1	35
Dow	2-7	2-4	0-0	2	2	6	8	3	0	3	34
Dale	1-2	0-0	0-0	2	0	2	0	0	0	0	7
Battle	0-1	0-0	1-2	1	0	1	0	3	0	1	8
App	0-0	0-0	0-0	0	0	0	0	0	0	0	2
Reeves	1-2	1-1	0-0	0	0	3	0	2	0	0	8
Mullen	2-4	2-3	0-0	3	2	6	2	1	0	0	25
Jaques	0-0	0-0	0-0	0	1	0	0	0	0	0	2
Tyler	0-2	0-0	0-0	1	3	0	0	1	0	0	10
Reynolds	0-0	0-0	0-0	3	1	0	0	1	0	0	6
Team				5				1			
Totals	19-53	10-25	2-4	29	11	50	16	20	1	7	200
	FG%: .358	FT%: .400	3PT%: .500								

IOWA -- 65

Name	FG	3-PT	FT	RB	PF	TP	A	TO	BK	S	MN
Smith	8-13	0-3	2-4	6	2	18	4	2	0	1	36
Tate	0-0	0-0	0-0	1	0	0	1	3	1	0	9
Gorney	2-3	0-0	0-0	3	0	4	1	0	0	1	24
Haluska	10-13	6-9	3-4	3	1	29	1	0	1	4	35
Henderson	3-8	0-0	0-0	1	1	6	4	5	0	2	30
Angle	0-0	0-0	2-2	1	2	2	1	1	0	0	8
Freeman	2-4	2-3	0-0	0	0	6	7	2	0	0	25
Wessels	0-0	0-0	0-0	1	0	0	0	1	0	0	1
Johnson	0-4	0-4	0-0	6	0	0	0	3	3	1	16
Looby	0-0	0-0	0-0	5	2	0	0	0	5	1	16
Team				1							
Totals	25-45	8-19	7-10	28	8	65	19	17	10	10	200
	FG%: .556	3PT%: .421	FT%: .700								

Score by Periods:

Cornell	23	27	50
Iowa	27	38	65

Attendance: 10,990

2006-07 Game Summaries

(15) IOWA 62, MICHIGAN STATE 60
January 4, 2007, Carver-Hawkeye Arena, Iowa City, IA

Iowa led from start to finish and made 5-6 free throws in the final minute to open Big Ten Conference action with a 62-60 home win over 24th-ranked Michigan State. The Hawkeyes led by as many as 13 in the first half before the Spartans rallied to within four points (32-28) at intermission. Iowa scored the first four points of the second half to regain control and built the advantage back to 13 with just under 12 minutes to play.

Michigan State rallied in the final 12 minutes, but had the ball for just one possession with a chance to tie. The Spartans cut the margin to 57-55 before Mike Henderson hit two free throws with 37 seconds remaining for a four point margin. MSU scored a basket with 29 seconds to play before Henderson responded by making one of two free throws to give the Hawkeyes a three-point margin. A solid defensive effort by Iowa then forced MSU into a long three-point attempt with six seconds remaining. That shot was off the mark and Iowa's Cyrus Tate grabbed the rebound. Henderson added two free throws with six seconds remaining for a five point cushion before the Spartans hit a three-pointer with less than a second left in the game.

Iowa shot 42.6% from the field and 78.3% (18-23) from the free throw line and had a season-low seven turnovers.

Adam Haluska once again led Iowa with a solid all-around performance. Haluska contributed 16 points, five rebounds, four assists and three steals. Tate had his best game with 14 points (6-7 field goals) and nine rebounds and Tyler Smith added 10 points, four rebounds and four assists.

MICHIGAN STATE -- 60

Name	FG	3-PT	FT	RB	PF	TP	A	TO	BK	S	MN
Dahlman	3-6	0-0	0-0	1	2	6	0	1	0	0	28
Gray	3-4	0-0	1-2	5	0	7	0	2	1	1	20
Suton	2-11	0-0	0-0	9	1	4	3	2	1	2	36
Walton	3-6	1-3	0-0	5	5	7	6	2	0	0	31
Neitzel	5-16	2-9	8-9	3	2	20	3	3	0	0	38
Ibok	0-0	0-0	0-0	0	0	0	0	0	0	0	3
Curry	0-0	0-0	0-0	0	0	0	0	0	0	0	1
Ducre	0-1	0-1	0-0	1	4	0	0	0	0	0	6
Joseph	3-6	2-4	1-2	1	3	9	1	2	0	0	16
Maymick	3-3	0-0	1-1	5	3	7	1	0	1	0	21
Team				7							
Totals	22-53	5-17	11-14	37	20	60	14	12	3	3	200
	FG%: .415	FT%: .294	3PT%: .786								

IOWA -- 62

Name	FG	3-PT	FT	RB	PF	TP	A	TO	BK	S	MN
Smith	4-9	1-2	1-1	4	1	10	4	2	1	1	35
Tate	6-7	0-0	2-3	9	3	14	0	1	0	0	30
Gorney	1-2	0-0	1-1	3	4	3	0	1	0	0	17
Haluska	4-15	2-9	6-7	5	1	16	4	0	0	3	37
Henderson	0-5	0-0	5-6	0	1	5	1	2	0	1	31
Angle	2-4	0-0	0-0	0	0	4	0	0	0	0	7
Freeman	1-1	1-1	0-1	1	1	3	5	1	0	3	17
Johnson	0-1	0-1	0-0	1	1	0	0	0	1	0	11
Looby	2-3	0-0	3-4	3	2	7	0	0	1	0	15
Totals	20-47	4-13	18-23	26	14	62	14	7	3	8	200
	FG%: .426	FT%: .308	3PT%: .783								

Score by Periods:

Michigan State	28	32	60
Iowa	32	30	62

Attendance: 11,469

(16) ILLINOIS 74, IOWA 70
January 10, 2007, Assembly Hall, Champaign, IL

Illinois used a 19-3 scoring run over a 12 minute span in the second half and held off a late rally to take a 74-70 win over Iowa in Champaign.

Iowa trailed by 11 points in the early going (18-7) before taking the lead late in the first half. A three-point basket by Justin Johnson in the final seconds gave the Hawkeyes a 31-29 advantage at the break. Iowa built the lead to six points (45-39) in the early portion of the second half before Illinois rallied.

Iowa trailed by as many as 13 points in the late going, facing a 67-54 deficit with 4:07 remaining. The Hawkeyes rallied, closing the margin to a single point (71-70) on a three-point basket by Adam Haluska with 32 seconds remaining. Iowa had a chance to tie after two Illinois free throws, but a final turnover with 18 seconds to play ended it's chances.

Iowa shot 43.8% from the field, including 53.8% from three-point range, and the Hawkeyes added 21-27 (77.8%) free throws. Illinois shot 50.9% from the field and won the rebounding battle 33-28. Eleven of Iowa's 16 turnovers came in the second half, several during the 19-3 scoring run by the Illini.

Haluska led Iowa with 25 points. Tyler Smith added 12 points, seven rebounds and four assists and Johnson added 11 points.

IOWA -- 70

Name	FG	3-PT	FT	RB	PF	TP	A	TO	BK	S	MN
Smith	4-12	0-2	4-7	7	3	12	4	3	1	1	39
Tate	0-2	0-0	2-2	2	5	2	0	2	0	0	14
Gorney	3-6	0-0	0-1	4	3	6	0	0	0	0	19
Haluska	5-14	3-5	12-13	2	0	25	1	4	0	1	38
Henderson	2-5	0-1	0-0	3	3	4	2	3	0	1	24
Angle	0-1	0-1	0-0	0	0	0	0	0	0	0	6
Freeman	2-2	1-1	0-0	1	1	5	2	2	0	0	20
Johnson	3-4	3-3	2-2	2	0	11	1	1	0	0	23
Looby	2-2	0-0	1-2	3	4	5	0	1	1	0	18
Team				4							
Totals	21-48	7-13	21-27	28	19	70	10	16	2	3	200
	FG%: .438	FT%: .538	3PT%: .778								

ILLINOIS -- 74

Name	FG	3-PT	FT	RB	PF	TP	A	TO	BK	S	MN
Carter	6-7	2-2	2-4	4	5	16	0	2	1	0	26
Randle	7-9	1-2	1-3	6	4	16	6	2	0	2	35
Pruitt	7-8	0-0	2-6	3	3	16	0	1	1	1	27
Meacham	0-5	0-5	2-2	1	2	2	4	3	0	0	22
McBride	5-11	5-10	0-0	3	2	15	3	1	0	0	37
Carlwell	2-2	0-0	0-0	1	1	4	0	1	0	1	8
Brock	1-5	0-1	0-0	5	1	2	1	2	0	1	14
Smith	0-7	0-5	3-4	3	0	3	4	1	0	1	26
Arnold	0-1	0-0	0-0	2	1	0	0	1	0	0	4
Team				5							
Totals	28-55	8-25	10-19	33	19	74	18	14	2	6	200
	FG%: .509	FT%: .526	3PT%: .320								

Score by Periods:

Iowa	31	39	70
Illinois	29	45	74

Attendance: 16,618

2006-07 Game Summaries

(17) IOWA 60, MINNESOTA 49
January 13, 2007, Carver-Hawkeye Arena, Iowa City, IA

Iowa used a solid defensive effort to take a 60-59 home win over Minnesota. The Hawkeyes held Minnesota to 33.9% field goal shooting, matching the best defensive effort for the Hawkeyes this season. Minnesota also made just 4-17 (23.5%) three-point attempts.

Iowa held Minnesota to just 16 points in the first half, taking a 22-16 halftime advantage. Minnesota led 11-7 after six minutes before Iowa scored nine straight points to build a 16-11 advantage. The Golden Gophers scored just five points in the last 14 minutes of the half. Iowa took the lead for good on a three-point basket by Adam Haluska with 13 minutes left in the first half.

Minnesota closed to within two points just once in the second half, and the Hawkeyes responded to that threat by scoring five straight points. Iowa built the lead to 10 with just under 10 minutes to play, but couldn't pull away. Two free throws by Seth Gorney with 1:02 remaining lifted Iowa to a 57-49 advantage and Haluska added three of four free throws down the stretch to seal the win.

Iowa also struggled with its shooting, hitting just 34% from the field. Iowa did shoot 81.5% (22-27) from the foul line, including 19-22 in the second half. Iowa also matched a season-low with just seven turnovers.

Haluska led the Iowa scoring with 22 points, Tyler Smith added 15 and Mike Henderson and Tony Freeman each scored seven. Freeman led Iowa with a career-high nine rebounds and Justin Johnson added eight, also a career-best.

MINNESOTA -- 49

Name	FG	3-PT	FT	RB	PF	TP	A	TO	BK	S	MN
Coleman	9-17	0-1	1-2	12	2	19	3	1	2	0	34
Abu-Shamala	2-7	1-4	0-1	4	3	5	1	1	1	1	19
Webster	2-5	0-0	0-0	4	1	4	0	0	1	0	28
McKenzie	6-19	3-10	2-2	3	0	17	1	3	0	0	39
Wilson	1-6	0-2	0-0	6	3	2	3	2	0	1	38
Payton	0-3	0-0	0-0	4	5	0	1	2	0	2	24
Nurumbi	0-1	0-0	0-0	1	0	0	0	1	0	0	3
Westbrook	0-0	0-0	0-0	0	0	0	0	1	0	0	1
Williams	0-1	0-0	2-2	3	3	2	0	0	0	0	14
Team				3							
Totals	20-59	4-17	5-7	40	17	49	9	11	4	4	200
	FG%:	.339	3PT%:	.235		FT%:		.714			

IOWA -- 70

Name	FG	3-PT	FT	RB	PF	TP	A	TO	BK	S	MN
Smith	4-12	0-3	7-7	3	1	15	3	1	1	1	35
Tate	1-3	0-0	1-2	4	1	3	0	1	2	0	16
Gorney	2-8	0-0	2-2	4	2	6	0	0	1	0	17
Haluska	6-14	2-9	8-10	4	3	22	0	2	0	0	32
Henderson	3-4	0-0	1-3	1	1	7	1	2	0	0	31
Angle	0-0	0-0	0-0	0	0	0	0	0	0	0	1
Freeman	2-7	0-3	3-3	9	2	7	1	0	0	0	23
Johnson	0-4	0-2	0-0	8	0	0	1	1	0	1	24
Looby	0-1	0-0	0-0	4	2	0	0	0	1	0	21
Team				1							
Totals	18-53	2-17	22-27	38	12	60	6	7	5	2	200
	FG%:	.340	FT%:	.815	.118	3PT%:		.815			

Score by Periods:

Minnesota	16	33	49
Iowa	22	38	60

Attendance: 15,500