



# IOWA FOOTBALL

## #17 IOWA vs. NEBRASKA

### IOWA HAWKEYES 8-3 OVERALL, 5-3 BIG TEN

8/31	Miami, Ohio	W, 38-14
9/7	Rutgers*	W, 30-0
9/14	at Iowa State	W, 18-17
9/28	Middle Tennessee	W, 48-3
10/5	at #19 Michigan*	L, 3-10
10/12	#10/8 Penn State*	L, 12-17
10/19	Purdue*	W, 26-20
10/26	at Northwestern*	W, 20-0
11/9	at #16 Wisconsin*	L, 22-24
11/16	#8 Minnesota*	W, 23-19
11/23	Illinois*	W, 19-10
<b>11/29</b>	<b>at Nebraska*</b>	<b>1:31 p.m./BTN</b>

\* -- Big Ten Conference Game

### NEBRASKA CORNHUSKERS 5-6 OVERALL, 3-5 BIG TEN

8/31	South Alabama	W, 35-21
9/7	at Colorado	L, 31-34 (OT)
9/14	Northern Illinois	W, 44-8
9/21	at Illinois*	W, 42-38
9/28	#5/6 Ohio State*	L, 7-48
10/5	Northwestern*	W, 13-10
10/12	at Minnesota*	L, 7-34
10/26	Indiana*	L, 31-38
11/2	at Purdue*	L, 27-31
11/16	#15 Wisconsin*	L, 21-37
11/23	at Maryland*	W, 54-7
<b>11/29</b>	<b>#17 Iowa*</b>	<b>1:31 p.m./BTN</b>

\* -- Big Ten Conference Game

### IOWA COACHES GAME DAY LOCATIONS

#### OFFENSE

Brian Ferentz (field)	Off. Coord./TE's
Ken O'Keefe (field)	Quarterbacks
Derrick Foster (field)	Running Backs
Kelton Copeland (booth)	Wide Receivers
Tim Polasek (field)	Offensive Line
Dylan Chmura (booth)	Grad. Assistant
Keeston Terry (field)	Grad. Assistant

#### DEFENSE

Phil Parker (field)	Def. Coord./DBs
Kelvin Bell (field)	Defensive Line
Jay Niemann (booth)	Asst. Defensive Line
Seth Wallace (field)	Asst. Def. Coord./LBs
Miles Taylor (field)	Grad. Asst.
Shane Viilo (booth)	Grad. Asst.

#### SPECIAL TEAMS

LeVar Woods (field)	ST Coordinator
---------------------	----------------



#### IOWA HAWKEYES

**Record:** 8-3, 5-3  
**CFP Ranking:** 17  
**AP Ranking:** 19  
**Coaches Ranking:** 20  
**Head Coach:** Kirk Ferentz  
**Alma Mater:** Connecticut  
**Overall Record:** 172-125 (24 yrs)  
**Record at Iowa:** 160-104 (21 yrs)



#### NEBRASKA CORNHUSKERS

**Record:** 5-6, 3-5  
**CFP Ranking:** NR  
**AP Ranking:** NR  
**Coaches Ranking:** NR  
**Head Coach:** Scott Frost  
**Alma Mater:** Nebraska  
**Overall Record:** 28-21 (4 yrs)  
**Record at School:** 9-14 (2 yrs)

#### THE SETTING

**Date:** Friday, Nov. 29  
**Location:** Lincoln, Neb.  
**Stadium:** Memorial Stadium/Tom Osborne Field (85,458)  
**Surface:** Field Turf  
**Kickoff:** 1:31 p.m. (CT)  
**Series:** Nebraska leads 29-17-3  
**TV:** BTN (Fox Sports app)  
*Kevin Kugler, play-by-play*  
*Matt Millen, analyst*  
*Lisa Byington, reporter*  
**Radio:** Hawkeye Radio Network & KRUI Radio  
*Gary Dolphin, play-by-play*  
*Ed Podolak, color analyst*  
*Rob Brooks, sideline reporter*  
**Live Audio:** [hawkeyesports.com](http://hawkeyesports.com) (Hawkeye All-Access)  
**Live Stats:** [hawkeyesports.com](http://hawkeyesports.com)  
**Twitter:** @TheIowaHawkeyes / @IowaFBLive  
**Satellite Radio:** Sirius Channel 138; XM Channel 196



**1** Iowa and Nebraska will meet on Black Friday, the day after Thanksgiving, for the ninth consecutive season (1:30 p.m., BTN). The schools have played on Black Friday every year since Nebraska joined the Big Ten Conference in 2011, that streak will end in 2020.

**2** The Hawkeyes are 2-1 in three trophy games this season. The Hawkeyes are 15-4 in their last 19 rivalry trophy games (Iowa State, Minnesota, Nebraska, Wisconsin), with all four losses coming to Wisconsin. Iowa has won four straight against Nebraska.

**3** Junior K Keith Duncan leads the country with 27 field goals made. The 27 made field goals are a school and Big Ten Conference single-season record. His 83.3 field goal percentage is the best ever among Iowa kickers with at least 30 field goal attempts (35-42).

**4** Junior DE A.J. Epenesa leads a defense that ranks in the top 20 in scoring, passing, and total defense. Iowa is fifth in the country in scoring defense (12.2 ppg), 13th in total defense (306.1 ypg), and 20th in passing defense (191.8 ypg). Epenesa has 7.0 sacks, 9 QBH, and 3 FF.

**5** Iowa's scoring defense is the lowest total of the Ferentz era (next best is 13.0 in 2008), and the lowest by any Hawkeye team since 1959 (11.1). Iowa has held eighth-of-11 opponents to their season-low point total.

**6** Senior QB Nate Stanley is 10 yards shy of becoming the third player in program history to throw for 8,000 career yards. Stanley (7,990) ranks third in career passing yards, trailing Drew Tate (8,292) and Chuck Long (10,461) on the all-time list. He also ranks third in career total offense (7,667).

**7** Senior QB Nate Stanley has started the last 37 games at quarterback (25-12). He ranks second in school history in passing touchdowns (66), and third in passing yards (7,990). He ranks second in the Big Ten in passing yards (2,639) and passing yards per game (239.9).


**8** Redshirt freshman WR Tyrone Tracy has 22 receptions for 379 yards the last five games. He had 12 receptions for 190 yards in the first six games. Tracy had 130 receiving yards at Wisconsin, the most receiving yards by a Hawkeye wide receiver since Kevonte Martin-Manley had 7 receptions for 131 yards at Indiana in 2012.

**9** Iowa's three losses are to #10 Michigan (9-2), #12 Penn State (9-2), and #13 Wisconsin (9-2), who have a combined record of 27-6. All three losses were one possession games.

**10** Head coach Kirk Ferentz has 96 Big Ten wins as Iowa's head coach. The 96 conference wins tie Hayden Fry for fourth place in all-time Big Ten Conference wins. Ferentz has 160 wins as a Big Ten coach, two shy of tying Joe Paterno for fourth place (162).



QB



**4 NATE STANLEY | SR | 6-4 | 243**  
 Menomonie, Wisconsin (Menomonie)  
 • 37 (consecutive) career starts/44 career games played  
 • 66 career TDs, 2nd all-time (Chuck Long 74)  
 • Iowa is 25-12, averaging 27.9 ppg in 37 starts  
 • Second in B1G in passing ( 2,639 yards, 233.1 ypg)  
 • Maxwell, O'Brien, Unitas, Manning watch lists

RB



**15 TYLER GOODSON | FR | 5-10 | 190**  
 Suwanee, Georgia (North Gwinnett)  
 • 2 career starts/11 career games played  
 • Started each of the last two weeks, first career starts  
 • First true frosh to start at RB since '12 (Greg Garmon)  
 • 474 rushing yards ranks second on the team  
 • 124 combined touches leads the team

RB



**10 MEKHI SARGENT | JR | 5-9 | 212**  
 Key West, Florida (Key West)  
 • 12 career starts/24 career games played  
 • Leads team in carries (109) and rushing yards (488)  
 • Team-high four rushing touchdowns  
 • 1,233 career rushing yards ranks 34th all-time  
 • Doak Walker Award preseason watch list

LT




**77 ALARIC JACKSON | JR | 6-6 | 320**  
 Detroit, Michigan (Renaissance)  
 • 32 career starts/32 career games played  
 • 32 career starts, all at LT  
 • Missed Weeks 2-4 with injury, returned to lineup Week 5  
 • Outland Trophy preseason watch list  
 • Preseason first-team All-American (CollegeFootballNews)

LG



**68 LANDAN PAULSEN | SR | 6-5 | 305**  
 Menville, Iowa (Woodbury Central)  
 • 10 career starts/27 career games played  
 • 2017 and 2018 Academic All-Big Ten  
 • Twin brother Levi is Hawkeye O-lineman  
 • 2019 Leadership Group  
 • Earned Enterprise Leadership degree in Spring 2019

C



**65 TYLER LINDERBAUM | R-FR | 6-3 | 286**  
 Solon, Iowa (Solon)  
 • 11 career starts/13 career games played  
 • Started Week 1-11 at center  
 • First freshman to start at C since '06 (Raphael Eubanks)  
 • Redshirted after appearing in two games in 2018  
 • Moved from DL to OL following 2018 regular season

RG




**64 KYLER SCHOTT | SO | 6-2 | 290**  
 Coggan, Iowa (North Linn)  
 • 5 career starts/7 career games played  
 • First career start in Week 2 (RG)  
 • Missed weeks 4-8 w/injury, returned to start Week 9-11  
 • Appeared in one game (3 snaps) in 2018  
 • Redshirted in 2017 after joining team as a walk-on

RT



**74 TRISTAN WIRFS | JR | 6-5 | 320**  
 Mount Vernon, Iowa (Mount Vernon)  
 • 31 career starts/33 career games played  
 • One of six finalists for Outland Trophy  
 • 2018 Honorable mention All-Big Ten  
 • 27 career starts at RT, 4 career starts at LT  
 • 1st true freshman in Ferentz era to start at o-tackle

WR



**12 BRANDON SMITH | JR | 6-2 | 218**  
 Lake Cormorant, Mississippi (Lake Cormorant)  
 • 19 career starts/33 career games played  
 • 33 receptions, fourth on the team  
 • Left Purdue game with injury, DNP Weeks 8-9, 11  
 • Played one snap Week 10  
 • Career-high 9 rec., 106 receiving yards Week 7 vs. Purdue

WR



**6 IHMIR SMITH-MARSETTE | JR | 6-1 | 177**  
 Newark, New Jersey (Weequahic)  
 • 15 career starts/35 career games played  
 • Leads team in receiving (654) and all-purpose yards (964)  
 • Averages 27.6 yards on 40 career kickoff returns  
 • Leads team with five touchdowns (4 rec., 1 rush)  
 • Horning Award preseason watch list

WR



**3 TYRONE TRACY, JR. | R-FR | 5-11 | 200**  
 Camby, Indiana (Decatur Central)  
 • 6 career starts/15 career games played  
 • 22 rec., 379 yds, 2 TDs last 5 weeks (12-190-1 previous 6)  
 • Career-high 130 receiving yards at Wisconsin  
 • 130 yards at WISC most by Iowa WR since 2012  
 • 75-yard TD at WISC is Iowa's longest play of the season

WR




**89 NICO RAGAINI | R-FR | 6-0 | 192**  
 East Haven, Conn. (Notre Dame/Avon Old Fams Prep)  
 • 3 career starts/14 career games played  
 • 41 receptions ties for team lead (Smith-Marsette)  
 • Fourth on team with 373 receiving yards  
 • Career-high 7 catches and 55 yards Week 6 vs. PSU  
 • Enrolled in 2018 spring and participated in spring practice

RB



**28 TOREEN YOUNG | JR | 5-11 | 223**  
 Madison, Wisconsin (Monona Grove)  
 • 5 career starts/30 career games played  
 • Team-best 5.5 yards per carry, seventh in Big Ten  
 • 1,238 career rushing yards ranks 33rd all-time  
 • Third on the team in rushing yards (408)  
 • Career-high 131 yards rushing Week 4 vs. MTSU

TE



**84 SAM LAPORTA | FR | 6-4 | 242**  
 Highland, Illinois (Highland)  
 • 1 career start/10 career games played  
 • 1st career start at Wisconsin, 1st true freshman to start at TE in Ferentz era  
 • 6 receptions for 107 yards this season  
 • 1 of 8 true freshmen to see action in 2019

TE



**39 NATE WIETING | SR | 6-4 | 250**  
 Rockford, Illinois (Lutheran)  
 • 11 career starts/38 career games played  
 • DNP at Northwestern or Wisconsin (injury)  
 • Career-high 4 catches and 54 yards Week 6 vs. PSU  
 • Mackey Award preseason watch list  
 • 3-time Academic All-Big Ten, graduated in Spring 2019

K



**3 KEITH DUNCAN | JR | 5-10 | 180**  
 Weddington, North Carolina (Weddington)  
 • 27-32 FG attempts, 12-16 FG 40-plus, 22-22 on PATs  
 • 27 FG leads the country, 4 shy of NCAA season record  
 • 27 made field goals is Iowa and B1G single-season record  
 • 39-yard FG with 4:51 in 4Q was eventual game-winner at ISU  
 • Game-winning 33-yd FG as time expired to defeat #3 Mich in '16



DL




**94 A.J. EPENESA | JR | 6-6 | 280**  
*Glen Carbon, Illinois (Edwardsville)*  
 • 11 career starts/37 career games played  
 • Team-best 7.0 sacks, nine QBH, 3 FF  
 • BIG POW Nov. 18 (2.5 sacks, 1 FF, 1 QBH vs. MINN)  
 • Preseason All-American by six publications  
 • Nagurski, Bednarik, Lott, Hendricks watch lists

DT



**95 CEDRICK LATTIMORE | SR | 6-3 | 295**  
*Redford, Michigan (East English Village)*  
 • 17 career starts/30 career games played  
 • Career-high seven tackles Week 6 vs. Penn State  
 • 36 tackles, 2.5 sacks, 4 QBH  
 • Attended same high school as Chauncey Golston  
 • Sports medicine major

DT



**91 BRADY REIFF | SR | 6-3 | 277**  
*Parkston, South Dakota (Parkston)*  
 • 8 career starts/28 career games played  
 • Career-high six tackles Week 6 vs. Penn State  
 • Did not play Weeks 3-5 (injury)  
 • Moved from DE to DT following 2016 season  
 • Graduated in Spring of 2019

DL




**57 CHAUNCEY GOLSTON | JR | 6-5 | 265**  
*Detroit, Michigan (East English Village Prep)*  
 • 11 career starts/36 career games played  
 • 39 tackles most among Iowa d-linemen  
 • 8.5 tackles-for-loss (23 yards)  
 • 7 QBH ranks second on the team (Epenesa 9)  
 • Career-high 8 tackles Week 5 (MICH) and Week 6 (PSU)

LB



**49 NICK NIEMANN | JR | 6-4 | 235**  
*Sycamore, Illinois (Sycamore)*  
 • 12 career starts/35 career games played  
 • 28 tackles, two QB hurries in 2019  
 • Career-high 10 tackles vs. Wisconsin in 2018  
 • Son of Hawkeye assistant coach Jay Niemann  
 • Brother of former Hawkeye LB Ben Niemann (Chiefs)

LB




**34 KRISTIAN WELCH | SR | 6-3 | 239**  
*Iola, Wisconsin (Iola-Scandinavia)*  
 • 14 career starts/44 career games played  
 • Led team in tackles Week 1, 2, 4, 5, 10, and 11  
 • DNP Weeks 7-9 (injury)  
 • 23 combined tackles Week 10 (11) and Week 11 (12)  
 • 70 tackles leads the team

LB




**32 DJIMON COLBERT | SO | 6-1 | 235**  
*Shawnee Mission, Kansas (Bishop Miege)*  
 • 20 career starts/24 career games played  
 • Team-high 8 tackles Week 1 and Week 3  
 • 55 tackles ranks fourth on the team  
 • First career interception Week 2  
 • Moved from DB to LB prior to 2018 spring practice

DL



**54 DAVIYON NIXON | SO | 6-3 | 309**  
*Kenosha, Wisconsin (Indian Trail/Iowa Western)*  
 • 1 career start/11 career games played  
 • Career-high 7 tackles, 2.5 TFL, 1st career sack Week 4  
 • 26 tackles, 3.0 sacks, 5 QBH (ranks third on the team)  
 • Redshirted in 2018  
 • Second-team all-conference at Iowa Western CC in 2017

DB




**8 MATT HANKINS | JR | 6-0 | 185**  
*Lewisville, Texas (Marcus)*  
 • 17 career starts/28 career games played  
 • 46 tackles, 6 breakups, 2 INT in 2019  
 • First career INT at Wisconsin Week 9  
 • Career-high 11 tackles Week 7 vs. Purdue  
 • Did not play Weeks 3-5 (injury)

SS



**9 GENO STONE | JR | 5-10 | 210**  
*New Castle, Pennsylvania (Senior)*  
 • 19 career starts/37 career games played  
 • 57 tackles ranks third on team  
 • Only Hawkeye with at least one sack, INT, FF, FR  
 • First INT of the season Week 5 (4 INT in 2018)  
 • Honorable mention All-Big Ten in 2018

FS




**28 JACK KOERNER | SO | 6-0 | 204**  
*Des Moines, Iowa (Dowling)*  
 • 10 career starts/23 career games played  
 • 62 tackles ranks second on the team, 5 breakups  
 • Started Weeks 2-8, 10-11  
 • Career-high 13 tackles vs. PSU, most by a Hawkeyes since Josey Jewell in 2017

DB



**11 MICHAEL OJEMUDIA | SR | 6-1 | 200**  
*Farmington Hills, Michigan (Harrison)*  
 • 20 career starts/43 career games played  
 • 3 interceptions leads the team  
 • 43 tackles, 3 INT, 6 PBU in 2019  
 • DNP Week 10 vs. MINN (injury)  
 • Mechanical engineering major

DB



**33 RILEY MOSS | SO | 6-1 | 191**  
*Ankeny, Iowa (Centennial)*  
 • 7 career starts/20 career games played  
 • 2 interceptions, 3 breakups in 2019  
 • 2 INTs at MINN in first career start (Oct. 6, 2018)  
 • BIG Freshman of the Week following MINN game (2018)  
 • Career-high six tackles Week 6 at IND (2018)

LB



**43 DILLON DOYLE | R-FR | 6-3 | 235**  
*Iowa City, Iowa (West)*  
 • 3 career starts/15 career games played  
 • Career-high 7 tackles at Northwestern and at Wisconsin  
 • 23 tackles, 1 QBH, 1 FF  
 • 1 of 12 true freshmen to see action in 2018  
 • Redshirted in 2018 after seeing action in four games

DB



**4 DANE BELTON | FR | 6-1 | 190**  
*Tampa, Florida (Jesuit)*  
 • 3 career starts/6 career games played  
 • First career start at Northwestern (5 tackles)  
 • 25th true freshman (8th DB) in the Ferentz era to start  
 • 21 tackles combined the last five games (23 total)  
 • one of eight true freshman to see action in 2019

P



**22 MICHAEL SLEEP-DALTON | SR | 6-1 | 212**  
*Geelong, Australia (St. Joseph's College/Arizona St.)*  
 • Graduate transfer from Arizona State  
 • Averaging 42.3 yards on 47 punts  
 • Nine punts of 50-plus yards (season long 63 yards)  
 • 18 punt inside the 20  
 • Career long 72-yard punt in 2018 for ASU

**GENERAL INFORMATION**

**Location:** Iowa City, Iowa  
**Founded:** 1847  
**Enrollment:** 32,948  
**President:** Bruce Harreld  
**Director of Athletics:** Gary Barta  
**Conference:** Big Ten (West Division)  
**Nickname:** Hawkeyes  
**Mascot:** Herky  
**Colors:** Black and Gold (PMS 116)  
**First Year of Football:** 1889  
**All-Time Record:** 659-559-39  
**All-Time Bowl Record:** 16-15-1  
**National Champions:** 1921, '22 '56, '58, '60

**STADIUM INFORMATION**

**Stadium:** Kinnick Stadium  
**Opened:** 1929  
**Capacity:** 69,250  
**Playing Surface:** Field Turf  
**All-Time Record:** 295-187-15

**UI ATHLETIC COMMUNICATIONS**

**Basic Offense:** Multiple  
**Basic Defense:** 4-3  
**Lettermen Returning in 2019:**  
*42 (18 offense, 20 defense, 4 specialist)*  
**Letterman Lost:**  
*21 (10 offense, 10 defense, 1 specialist)*  
**Starters Returning/Lost:** 12/13

**UI ATHLETIC COMMUNICATIONS**

**Office:** (319) 335-9411  
**Director (Contact):** Steve Roe  
**E-Mail:** ..... steven-roe@uiowa.edu  
**Associate (Secondary Contact):** Matt Weitzel  
**E-Mail:** ..... matthew-weitzel@uiowa.edu  
**Associate:** Chris Brewer  
**E-Mail:** ... christopher-brewer@uiowa.edu  
**Associate:** James Allan  
**E-Mail:** ..... james-allan@uiowa.edu  
**Administrative Assistant:** Rhonda Wetjen  
**E-Mail:** ..... rhonda-wetjen@uiowa.edu

**Mailing Address:**  
S300 Carver-Hawkeye Arena  
Iowa City, IA 52242-1020

**FOLLOW THE #HAWKEYES**

Hawkeye fans join the twitter conversation during each game by following @IowaFBLive and @TheIowaHawkeyes. Also, fans are encouraged to include #Hawkeyes in your tweets. Get insider information about the Iowa football team at @HawkeyeFootball.

**BATTLE FOR HEROES TROPHY**

Iowa and Nebraska are playing "The Hy-Vee Heroes Game" Friday, with the winner claiming the Heroes Trophy. The trophy game between the Hawkeyes and Cornhuskers was established in 2011. Since its inception, Iowa leads the series, 5-3. Iowa gained possession of the trophy for the first time with a 38-17 win at Nebraska in 2013. The Hawkeyes reclaimed it in 2015 with a 28-20 win in Lincoln, their first of four straight wins in the series.

**TROPHY COLLECTION**

The Hawkeyes are 2-1 in three trophy games this season. Iowa defended the Cy-Hawk Trophy against Iowa State and the Floyd of Rosedale trophy against #8 Minnesota. The Hawkeyes fell to #16 Wisconsin in a battle for the Heartland Trophy. The Hawkeyes are 15-4 in their last 19 rivalry trophy games (Iowa State, Minnesota, Nebraska, Wisconsin), with all four losses coming to Wisconsin.

Trophy	Opponent	Date	Result
Cy-Hawk	at Iowa State	9/14	W, 18-17
Heartland	at Wisconsin	11/9	L, 22-24
Floyd of Rosedale	Minnesota	11/16	W, 23-19
Heroes	at Nebraska	11/29	

**BLACK FRIDAY**

Iowa and Nebraska will meet on Black Friday, the day after Thanksgiving, for the ninth consecutive season (1:30 p.m., BTN). The schools have played on Black Friday every year since Nebraska joined the Big Ten Conference in 2011, but that streak will end in 2020. The Big Ten Conference announced in 2017 that the teams will move off of their Black Friday date in 2020 and 2021. Iowa will close both seasons against Wisconsin, while Nebraska will close the regular season against Minnesota.

**PARKER NOMINATED FOR BROYLES AWARD**

Iowa defensive coordinator Phil Parker is a nominee for the Broyles Award, which honors college football's top assistant coach. One year after losing seven defensive starters from 2018, including five players currently with NFL teams, Iowa's defense ranks in the top 20 in scoring, passing, and total defense. Iowa is fifth in the country in scoring defense (12.2 ppg), 13th in total defense (306.1 ypg), and 20th in passing defense (191.8 ypg).

Iowa's scoring defense is second in the Big Ten to Ohio State, who leads the country with 10.5 ppg, the lowest total of the Ferentz era (next best is 13.0 in 2008), and the lowest by any Hawkeye team since 1959 (11.1). The Hawkeyes have held eight-of-11 opponents to their season-low point total.

The five players from Iowa's 2018 defense now in the NFL include DB Jake Gervase, DE Parker Hesse, DB Amani Hooker, DE Anthony Nelson, and DT Matt Nelson. Anthony Nelson and Hooker left Iowa following their junior seasons.

**HAWKEYE HISTORY**

Iowa has played 1,257 games since beginning football in 1889. Iowa's overall record is 658-560-39 (.539). That includes a 411-222-16 (.646) record in home games, a 247-338-23 (.425) record in games away from Iowa City, a 334-381-25 (.468) mark in Big Ten games and a 295-187-15 (.609) record in Kinnick Stadium. Oct. 5, 2019 marked the 90th anniversary of the first game in Kinnick Stadium, a 46-0 win over Monmouth. Nov. 16 marked the 130th anniversary of Iowa football, a 23-19 win over Minnesota. The Hawkeyes played their first football game on Nov. 16, 1889, against Grinnell.



## HEAD COACH KIRK FERENTZ

Kirk Ferentz (pronounced FAIR-rintz, rhymes with parents) is in his 21st season as head coach at Iowa. He is the dean of NCAA Division I football coaches and is Iowa's all-time winningest coach, surpassing Hayden Fry earlier this year. His contract runs through the 2025 season.



- Named Big Ten Coach of the Year for the fourth time in his career (2002, 2004, 2009, 2015). Only Michigan's Bo Schembechler (6) has more conference coach of the year awards.
- Guided Iowa to Big Ten titles in 2002 and 2004, and the Big Ten West Division title in 2015.
- Named Woody Hayes, Eddie Robinson, and Bobby Dodd Coach of the Year in 2015. Was a finalist for the Maxwell Football Club, Paul "Bear" Bryant Coach of the Year award.
- Ferentz is fifth all-time with 160 overall wins as a member of the Big Ten Conference. He has 96 Big Ten wins, which also ranks fifth all-time.
- Named the 2002 Associated Press and Walter Camp National Coach of the Year and AFCA Regional Coach of the Year.
- Iowa has made two BCS bowl appearances, including a 24-14 win in the 2010 FedEx Orange Bowl, and one CFP Bowl (2016).
- Iowa has played in 11 January bowl games with five January bowl victories (2004 Outback Bowl, 2005 Capital One Bowl, 2009 Outback Bowl, 2010 FedEx Orange Bowl, 2019 Outback Bowl).
- Iowa has posted a 151-83 (.645) overall mark and an 92-61 (.601) Big Ten record since 2001. Ferentz has placed in the top one-half of the conference 13 times, including Big Ten titles in 2002 and 2004, a second-place finish in 2009, and a West Division title in 2015.
- At Iowa, Ferentz holds an overall record of 160-104 (.606) and a 96-75 (.561) mark in Big Ten games. He is Iowa's all-time winningest football coach with 160 wins. In 22 seasons as a college head coach, he holds a career mark of 172-125 (.579).
- The only Division I head coach to coach three sons at the same college. Brian, an assistant coach since 2012 and Iowa's offensive coordinator, was a Hawkeye letterman from 2003-05. James was a three-year starter on the Hawkeye offensive line before graduating in May, 2013. Steven was a senior offensive lineman in 2016.

### FERENTZ COACHING RECORD AT IOWA (21 YEARS)

YEAR	OVERALL	(PCT)	BIG TEN	(PCT)	BOWL
2019	8-3	.727	5-3	.625	---
2018	9-4	.692	5-4	.556	Outback
2017	8-5	.615	4-5	.444	Pinstripe
2016	8-5	.615	6-3	.667	Outback
2015	12-2	.857	8-0	1.000	Rose
2014	7-6	.538	4-4	.500	TaxSlayer
2013	8-5	.615	5-3	.625	Outback
2012	4-8	.333	2-6	.250	---
2011	7-6	.538	4-4	.500	Insight
2010	8-5	.615	4-4	.500	Insight
2009	11-2	.846	6-2	.750	Orange
2008	9-4	.692	5-3	.625	Outback
2007	6-6	.500	4-4	.500	---
2006	6-7	.462	2-6	.250	Alamo
2005	7-5	.583	5-3	.625	Outback
2004	10-2	.833	7-1	.875	Capital One
2003	10-3	.769	5-3	.625	Outback
2002	11-2	.846	8-0	1.000	Orange
2001	7-5	.583	4-4	.500	Alamo
2000	3-9	.250	3-5	.375	---
1999	1-10	.091	0-8	.000	---
<b>Overall</b>	<b>160-104</b>	<b>.606</b>	<b>96-75</b>	<b>.561</b>	

### FERENTZ MOVES UP BIG TEN CHARTS

Head coach Kirk Ferentz has 96 Big Ten wins as Iowa's head coach. The 96 conference wins tie Hayden Fry for fourth place in all-time Big Ten Conference wins.

Ferentz's 160 wins in all games coached as a member of the Big Ten Conference rank fifth in league history. He is one of five coaches in Big Ten Conference history to win at least 150 games as a member of the Big Ten Conference. The top five includes Woody Hayes (202), Amos Alonza Stagg (199), Bo Schembechler (194), Joe Paterno (162), and Ferentz (160).

Ferentz (160-103) became Iowa's all-time winningest coach on Sept. 1, 2018. The Hawkeyes defeated Northern Illinois, 33-7. It was Ferentz's 144th win as Iowa's head coach, one more than his predecessor, Hayden Fry (143-89-6). Fry coached Iowa for 20 years (1979-98). Ferentz is in his 21st season in 2019.

Both Ferentz (160, 96) and Fry (143, 96) rank in the top five in overall wins and Big Ten wins. Only Iowa and Michigan have two coaches ranked in the top 10 of both win categories (Bo Schembechler 194, 143; and Lloyd Carr 122, 81).

Iowa is the only school in the country to have just two head football coaches since 1979.

### FERENTZ TOPS IN LONGEVITY

Kirk Ferentz is in his 21st season as Iowa's head football coach. He is the longest tenured active head coach in college football. Ferentz was named Iowa head coach on Dec. 2, 1998. Gary Patterson of TCU is No. 2 in coaching tenure. Patterson's first year with the Horned Frogs was 2001. Among Big Ten coaches, only Pat Fitzgerald (2006) and Mark Dantonio (2007) have been at their current schools for 10 seasons or more. Iowa is the only school to have just two head football coaches since 1979.

Defensive coordinator Phil Parker and strength and conditioning coach Chris Doyle are also in their 21st seasons on Iowa's staff. Quarterbacks coach Ken O'Keefe was on Ferentz's original coaching staff before he left for the NFL following the 2011 season. He returned to Iowa in 2017 to coach Iowa's quarterbacks.

Ferentz is the only Division I coach to coach three sons. Brian Ferentz, a former Hawkeye letterman and captain (2003-05), enters his eighth season on Iowa's coaching staff. James Ferentz was a three-year starter on the Hawkeye offensive line and a team captain before graduating in 2013. Steven was an offensive lineman and letterwinner in 2015 and 2016.

### WIN, GRADUATE, DO IT RIGHT

Ten Hawkeyes wear a decal on their helmets indicating they have received their undergraduate degrees from the University of Iowa. The graduates include Drew Cook, John Milani, Landan Paulsen, Levi Paulsen, Colton Rastetter, Brady Reiff, Brady Ross, Ryan Schmidt, Jackson Subbert, and Nate Wieting.





**CAREER PASSING TOUCHDOWNS**

Name	Career	Years	Single-Season
1. Chuck Long	74	1981-85	27-1985
2. <b>Nate Stanley</b>	<b>66</b>	<b>2016-pr.</b>	<b>26-2017</b>
3. Drew Tate	61	2003-06	22-2005
4. Ricky Stanzi	56	2007-10	25-2010
5. Matt Sherman	43	1994-97	14-1995

**BIG TEN CAREER PASSING TDs**

Name	TDs	Years
1. J.T. Barrett, OSU	104	2014-17
2. Drew Brees, PUR	90	1997-00
3. Chad Henne, MICH	87	2004-07
4. Trace McSorley	77	2015-18
5. Chuck Long, IOWA	74	1981-85
6. Gary Nova, RU	73	2011-14
7. John Navarre, MICH	72	2000-03
8. Adam Weber, MINN	72	2007-10
9. Mark Herrmann, PUR	71	1977-80
10. Elvis Grbac, MICH	71	1989-92
11. Connor Cook, MSU	71	2012-15
<b>Nate Stanley, IOWA</b>	<b>66</b>	<b>2017-Present</b>

**IOWA CAREER PASSING YARDS**

Name	Yards	Years
1. Chuck Long	10,461	1981-85
2. Drew Tate	8,292	2003-06
3. <b>Nate Stanley</b>	<b>7,990</b>	<b>2016-pr.</b>
4. Ricky Stanzi	7,377	2007-10
5. Chuck Hartlieb	6,934	1986-88
6. Matt Rodgers	6,725	1988-91
7. Matt Sherman	6,399	1994-97
8. James Vandenberg	5,786	2009-12
9. C.J. Beathard	5,562	2013-16

**CAREER TOTAL OFFENSE**

Name	Rush	Pass	Yards
1. Chuck Long	(-207)	10,461	10,254
2. Drew Tate	135	8,292	8,427
3. <b>Nate Stanley</b>	<b>(-110)</b>	<b>7,990</b>	<b>7,880</b>
4. Ricky Stanzi	(-4)	7,377	7,373
5. Matt Rodgers	130	6,725	6,855
6. Chuck Hartlieb	(-364)	6,934	6,570
7. C.J. Beathard	429	5,562	5,991
8. Matt Sherman	(-451)	6,399	5,948
9. James Vandenberg	67	5,786	5,853
10. Jake Rudock	394	4,819	5,213

**CONSECUTIVE STARTS ACTIVE QUARTERBACKS**

Name	School	Starts
1. Jake Fromm	Georgia	39
2. Mason Fine	North Texas	38
3. <b>Nate Stanley</b>	<b>Iowa</b>	<b>37</b>
5. Steven Montez	Colorado	35
6. Nathan Rourke	Ohio	35
7. Caleb Evans	UL-Monroe	33
8. Jordan Love	Utah State	30

**THE SERIES**

Nebraska holds a 29-17-3 advantage in the series that began with a 22-0 Iowa victory in 1891. Iowa has won four straight and five of the last six meetings. The Hawkeyes have outscored the Huskers 127-52 in the last three meetings. The 56 points scored by the Hawkeyes in 2017 were the most in the series' 48-game history.

The Hawkeyes have won the last three meetings in Lincoln. Iowa's 38-17 win in 2013 was its first win at Nebraska since 1943. Nebraska holds a 15-6-1 advantage in games played in Lincoln.

The 1999 Iowa-Nebraska game in Kinnick Stadium marked Coach Kirk Ferentz's first game as Iowa's head coach. The first 10 games in the series were played in either Omaha (eight games) or Council Bluffs (two games). The series was even at 4-4-2 in those 10 meetings. Here are the series results:

11/26/1891	W	22-0 (n)	10/13/1934	L	13-14
11/24/1892	T	10-10 (n)	11/20/1937	L	0-28
11/30/1893	L	18-20 (n)	*11/19/1938	L	0-14
11/29/1894	L	0-36 (n)	11/09/1940	L	6-14
11/28/1895	L	0-6 (n)	11/22/1941	L	13-14
11/26/1896	T	0-0 (n)	*09/26/1942	W	27-0
11/28/1896	W	6-0 (n)	11/20/1943	W	33-13
11/25/1897	L	0-6 (n)	*11/04/1944	W	27-6
11/24/1898	W	6-5 (n)	11/24/1945	L	6-13
11/04/1899	W	30-0 (n)	*10/12/1946	W	21-7
*10/31/1903	L	6-17	*9/22/1979	L	21-24
11/05/1904	L	6-17	9/20/1980	L	0-57
*10/31/1908	L	8-11	*9/12/1981	W	10-7
10/23/1909	T	6-6	9/11/1982	L	7-42
11/22/1913	L	0-12	*9/04/1999	L	7-42
*11/21/1914	L	7-16	9/23/2000	L	13-42
11/20/1915	L	7-52	11/25/2011	L	7-20
*11/25/1916	L	17-34	*11/23/2012	L	7-13
10/13/1917	L	0-47	11/29/2013	W	38-17
10/05/1918	W	12-0	*11/28/2014	L	34-37 (OT)
*10/04/1919	W	18-0	11/27/2015	W	28-20
*11/22/1930	W	12-7	*11/25/2016	W	40-10
11/07/1931	L	0-7	11/24/2017	W	56-14
*11/05/1932	L	13-14	*11/23/2018	W	31-28
11/25/1933	L	6-7			

**RETURN TO SENDER**

Junior WR Ihmir Smith-Marsette was named on the Paul Hornung Award preseason watch list, an honor bestowed to the most versatile player in college football.

Smith-Marsette averages 27.6 yards on 40 career kickoff returns, the best in school history among players with at least 30 returns. The Big Ten record of average kickoff return yardage (minimum 40 returns) is 28.8, set by Stan Brown of Purdue (1968-70). Smith-Marsette has 1,103 kickoff return yards, eighth all-time in program history.

Smith-Marsette leads the team in receiving yards (654) and all-purpose yards (964), and is tied for the team lead in receptions (41). He rushed for a touchdown (14 yards) in Week 4, and leads the team lead with five touchdowns. He set a career high with 121 receiving yards in Week 11, his second career 100-yard receiving game (Rutgers, 113).

Smith-Marsette has 1,202 career receiving yards, 32nd all-time in program history. He has 2,465 all-purpose yards. Only 19 players in school history have 2,500 or more.

In 2018, Smith-Marsette led the Big Ten and ranked No. 2 in the country, averaging 29.5 yards on 24 kickoff returns. He was named Rodgers-Dwight Return Specialist of the Year in the Big Ten Conference. He had 23 receptions for 361 yards and three touchdowns. His 15.7 yards per catch led the Hawkeyes (minimum 20 receptions).



**ACTIVE FBS QBs' TEAM PPG  
(minimum 20 career starts)**

Name	Starts	PPG
1. Tua Tagovailoa, Alabama	24	46.0
2. Trevor Lawrence	22	45.7
3. McKenzie Milton, UCF	33	40.6
4. Jalen Hurts, Okla./Alabama	38	40.1
5. Joe Burrow, LSU	24	39.8
6. Justin Herbert, Oregon	39	37.9
7. Nathanourke, Ohio	35	37.6
8. Jordan Love, Utah State	30	36.7
9. Jon Wassink, Western Michigan	28	35.8
10. Jake Fromm, Georgia	39	35.2
11. Mason Fine, North Texas	47	32.1
12. Ben Hicks, Arkansas	38	29.9
13. Nate Stanley, Iowa	37	27.8

**IOWA STARTING QBs  
POINTS PER GAME**

Name	Starts	PPG
1. Mark Vlasic (1986)	8	37.3
2. Brad Banks (2001-02)	14	36.6
3. Matt Sherman (1994-97)	33	32.2
4. Chuck Long (1981-85)	44	30.7
5. Nathan Chandler (2003)	13	28.7
6. Gordy Bohannon (1979, 1981)	10	28.3
7. Nate Stanley (2017-present)	37	27.8
8. Ricky Stanzi (2007-10)	35	27.7
9. Matt Rodgers (1989-91)	35	27.6
10. Jake Rudock (2013-14)	24	27.5

**BIG TEN CAREER KICKOFF RETURN  
AVERAGE (Minimum 40)**

Name (KOR-Yards)	Avg.	Years
1. Stan Brown, PUR (49-1,412)	28.8	1968-70
2. Desmond Howard, MICH (45-1,211)	26.9	1989-91
3. Jordan Hall, OSU (49-1,308)	26.7	2010-13
4. Anthony Carter, MICH (63-1,606)	26.3	1979-82
5. Curtis Duncan, NU (50-1,308)	26.2	1983-86
6. Ameer Abdullah, NEB (61-1,592)	26.1	2011-14
7. Kahilil Hill, IOWA (58-1,509)	26.0	1998-01
Raheem Mostert, PUR (88-2,289)	26.0	2011-14
Desmond King, IOWA (56-1,458)	26.0	2013-17
10. William Likely, MD (87-2,233)	25.7	2013-16
Ihmir Smith-Marestte, IOWA (40-1,103)	27.5	2018-Pr.

**IOWA IN OVERTIME**

Iowa holds a 7-5 record in overtime games. Iowa won its first overtime contest, defeating Penn State 26-23 on Nov. 4, 2000, in State College, Pa. The Hawkeyes are 3-4 in single overtime, 3-0 in double overtime and 1-1 in triple overtime. Iowa is 2-2 in overtime in Kinnick Stadium and 5-3 in overtime road games. Following are Iowa's overtime games:

Date	Result	OT's	Opponent
11/4/00	W, 26-23	Double	at Penn State
9/28/02	W, 42-35	Single	at Penn State
10/22/05	L, 23-20	Single	vs. Michigan
9/09/06	W, 20-13	Triple	at Syracuse
10/27/07	W, 34-27	Double	vs. Michigan St.
11/14/09	L, 27-24	Single	at Ohio State
9/10/11	L, 44-41	Triple	at Iowa State
10/13/12	W, 19-16	Double	at Michigan St.
10/26/13	W, 17-10	Single	vs. Northwestern
11/28/14	L, 37-34	Single	vs. Nebraska
9/9/17	W, 44-41	Single	at Iowa State
10/21/17	L, 17-10	Single	at Northwestern

**STANLEY CLIMBS SCHOOL AND CONFERENCE CHARTS**

QB Nate Stanley ranks second in the Big Ten in passing yards (2,639) and passing yards per game (239.9). He has 14 touchdown passes this season and 66 in his career, second all-time in program history. He trails Chuck Long (74) on the all-time list.

Stanley is 10 yards shy of becoming the third player in program history to throw for 8,000 career yards. Stanley (7,990) ranks third in career passing yards, trailing Drew Tate (8,292) and Chuck Long (10,461) on the all-time list. He also ranks third in career total offense (7,667).

Stanley was one of 10 finalists for the Johnny Unitas Golden Arm Award, which is presented annually to the top senior or fourth-year quarterback in the nation. He was the only Big Ten quarterback on the list. He has started the last 37 games at quarterback (25-12), and the Hawkeyes have averaged 27.9 points per game in those starts. His streak of 37 consecutive starts at quarterback ranks second in history to Long (47).

Stanley has 19 career multi-touchdown games, including five this season. He completed three touchdown passes in the season opener against Miami, Ohio, three more in Week 2 against Rutgers, two against Middle Tennessee in Week 4, two against #16 Wisconsin in Week 9, and two against #8 Minnesota in Week 10. He has 10 career games with at least three passing touchdowns. Only Long has more in program history (11).

Stanley threw 26 touchdown passes in 2018, second most in the Big Ten, one shy of tying Chuck Long (1985) for the most in single season school history, and tied for second most all-time in single season history. Stanley also threw 26 touchdown passes in 2017. Stanley's 52 touchdown passes from 2017-18 are the most ever in school history over a two-year span. Long tossed 49 touchdown passes from 1984 (22) to 1985 (27).

Stanley was named to six preseason watch lists and listed on the preseason Big Ten third team by Phil Steele.

**Nate Stanley Awards Watch**

- Johnny Unitas Golden Arm Award Top 10 Finalist
- Walter Camp Player of the Year Preseason Watch List
- Manning Award Preseason Watch List
- Maxwell Award Preseason Watch List
- O'Brien Award Preseason Watch List
- CFPA Player of the Year Award Preseason Watch List
- Preseason third-team All-Big Ten by Phil Steele
- Preseason fourth-team All-Big Ten by Athlon Sports

**DEFENSE RANKS AMONG NATION'S BEST**

DE A.J. Epenesa leads a defense that ranks in the top 20 in scoring, passing, and total defense. Iowa is fifth in the country in scoring defense (12.2 ppg), 13th in total defense (306.1 ypg), and 20th in passing defense (191.8 ypg). Iowa's scoring defense is second in the Big Ten to Ohio State, who leads the country with 10.5 ppg. The Hawkeyes have held eight-of-11 opponents to their season-low point total.

Epenesa was recognized as Big Ten Conference Defensive Player of the Week following Iowa's 23-19 win over seventh-ranked Minnesota on Nov. 16. Epenesa recorded 2.5 of Iowa's six sacks, three solo tackles and one assisted tackle, forced one fumble and had one quarterback pressure. He leads Iowa with 7.0 sacks, nine quarterback hurries, and three forced fumbles. He led the Big Ten and ranked ninth in the country with 10.5 sacks in 2018.

Epenesa is a quarterfinalist for the Lott IMPACT Trophy. He was named to four preseason All-America first teams, listed on six preseason watch lists, and is preseason Big Ten Defensive Player of the Year by CollegeFootballNews.com.

Epenesa recorded at least one sack in nine of 13 games last season and was named first-team All-Big Ten by league media, and second-team All-Big Ten by league coaches. He ranked second in the conference and 16th nationally in forced fumbles (4), and ranked fourth in the Big Ten in tackles for loss. He totaled 37 tackles, four pass breakups, eight QB pressures, and a blocked punt in 2018. He recovered his own forced fumble and



## SINGLE-SEASON FG LEADERS

Name	FGM	FGA	PCT.
1. <b>Keith Duncan (2019)</b>	27	32	.844
2. Nate Kaeding (2002)	21	24	.875
Kyle Schlicher (2004)	21	26	.808
Rob Houghtlin (1987)	21	30	.700
5. Nate Kaeding (2003)	20	21	.952
6. Daniel Murray (2009)	19	26	.731
Rob Houghtlin (1985)	19	27	.704
8. Kyle Schlicher (2005)	17	21	.810
Mike Meyer (2012)	17	21	.810
Miguel Recinos (2018)	17	22	.773

SINGLE-SEASON FG PERCENTAGE  
(minimum 15 attempts)

Name	FGM	FGA	PCT.
1. Nate Kaeding (2003)	20	21	.952
2. Nate Kaeding (2002)	21	24	.875
3. Trent Mossbrucker (2008)	13	15	.867
4. <b>Keith Duncan (2019)</b>	27	32	.844
5. Mike Meyer (2010)	14	17	.824
6. Kyle Schlicher (2005)	17	21	.810
7. Mike Meyer (2012)	17	21	.810
8. Kyle Schlicher (2004)	21	26	.808
9. Marshall Koehn (2015)	16	20	.800
10. Miguel Recinos (2018)	17	22	.773

## CAREER FG MADE (SINCE 1979)

Name	FGM	FGA	PCT.
1. Nate Kaeding (2000-03)	67	83	.807
2. Mike Meyer (2010-13)	61	80	.763
3. Rob Houghtlin (1985-87)	54	80	.675
4. Kyle Schlicher (2004-06)	51	67	.761
5. Tom Nichol (1981-84)	45	74	.608
6. <b>Keith Duncan (2016-pr.)</b>	36	43	.837
7. Jeff Skillett (1988-91)	34	62	.548
8. Daniel Murray (2007-09)	32	45	.711
9. Miguel Recinos (2016-18)	29	38	.763
10. Marshall Koehn (2014-15)	28	36	.778

CAREER FG PERCENTAGE (SINCE 1979)  
(minimum 30 attempts)

Name	FGM	FGA	PCT.
1. <b>Keith Duncan (2016-pr.)</b>	36	43	.844
2. Nate Kaeding (2000-03)	67	83	.807
3. Marshall Koehn (2014-15)	28	36	.778
4. Miguel Recinos (2016-18)	29	38	.763
5. Mike Meyer (2010-13)	61	80	.763
6. Kyle Schlicher (2004-06)	51	67	.761
7. Daniel Murray (2007-09)	32	45	.711
8. Rob Houghtlin (1985-87)	54	80	.675
9. Zach Brommert (1995-98)	26	39	.667
10. Tom Nichol (1981-84)	45	74	.608

returned it 19 yards for a touchdown at Illinois.

Iowa's scoring defense is the lowest total of the Ferentz era (next best is 13.0 in 2008), and the lowest by any Hawkeye team since 1959 (11.1). Iowa is performing at that level one year after losing seven defensive starters from 2018. Five of those players are currently with NFL teams, including DB Jake Gervase, DE Parker Hesse, DB Amani Hooker, DE Anthony Nelson, and DT Matt Nelson. Anthony Nelson and Hooker left Iowa following their junior seasons. Iowa defensive coordinator Phil Parker is a nominee for the Broyles Award, which honors college football's top assistant coach.

The Hawkeyes have allowed just 178 first downs (16.2 per game), 10th fewest in the country and third in the Big Ten.

Iowa has allowed 15 touchdowns in 11 games, fifth fewest in the country (Ohio State 13, Georgia 13, Utah 14, Clemson 14). Iowa is one of four schools in the country to allow just four rushing touchdowns or fewer (Georgia 1, Oregon 3, Utah 4).

Iowa's defense allowed just five first downs against Rutgers in Week 2. That ties for the fewest allowed in the Kirk Ferentz era (Syracuse, 2007). Rutgers' 125 yards of total offense ranks as the fifth lowest total in the Ferentz era.

In its Week 7 win against Purdue, Iowa allowed 33 yards rushing, its lowest total against a Big Ten opponent since 2013.

In Iowa's Week 10 win against No. 10 Minnesota, the Hawkeyes recorded six sacks, matching their highest single-game total since 2013 vs. Northwestern.

## A.J. Epenesa Awards Watch

- Big Ten Defensive Player of the Week Nov. 18
- Lott IMPACT Trophy Quarterfinalist
- Nagurski Trophy Preseason Watch List
- Big Ten Conference Preseason Watch List
- Bednarik Award Preseason Watch List
- Polynesian Player of the Year Preseason Watch List
- Hendricks Award Preseason Watch List
- Preseason Big Ten Defensive Player of the Year by CollegeFootballNews.com
- Preseason first team All-America by Associated Press
- Preseason first-team All-America by Sports Illustrated
- Preseason first-team All-America by CollegeFootballNews.com
- Preseason first-team All-America by Athlon Sports
- Preseason second-team All-America by Phil Steele
- Preseason first-team All-Big Ten by CollegeFootballNews.com
- Preseason first-team All-Big Ten by Phil Steele
- Preseason first-team All-Big Ten by Athlon Sports

YOUNG, SARGENT SURPASS 1,000 CAREER RUSHING YARDS

Junior running backs Toren Young and Mekhi Sargent each surpassed 1,000 career rushing yards in Iowa's win over Middle Tennessee on Sept. 28.

Sargent entered the game with 953 rushing yards and moved past 1,000 for his career on a 12-yard run late in the first period. He ended the contest with 91 rushing yards. His career totals include 1,233 yards on 268 attempts. He was the 48th Iowa running back to surpass 1,000 career yards and currently ranks 34th on the all-time list.

Young entered Week 4 with 950 career yards and surpassed 1,000 on a 15-yard run early in the second quarter, becoming the 49th Iowa running back to surpass the century total. He led the Hawkeyes with a career-high 131 rushing yards against Middle Tennessee. Young now has 1,238 career yards on 255 attempts to rank 33rd on the career list.

Sargent moved over 1,000 career yards on career attempt 207, while Young went past 1,000 yards on career attempt 209.





**HAWKEYE FOOTBALL BY THE NUMBERS**

<b>160</b>	Ferentz's career win total as Iowa's head coach, becoming Iowa's all-time winningest football coach
<b>100</b>	Ferentz became the 12th coach to win 100 games at a Big Ten school (at MSU, 19-16 2OT, 10/13/12)
<b>66</b>	NFL Draft picks under Kirk Ferentz
<b>62</b>	Calvin Jones' retired number, one of two in school history
<b>44</b>	Hawkeyes who have played in the Super Bowl
<b>32</b>	Bowl games (16-15-1)
<b>29</b>	All-America honors under Ferentz
<b>27</b>	Players have combined to earn Academic All-America honors
<b>25</b>	Consensus All-Americans (10 under Kirk Ferentz)
<b>24</b>	Heisman Trophy winner (1939) Nile Kinnick's retired number
<b>24</b>	Times finished a season ranked
<b>15</b>	CFB Hall of Famers
<b>16</b>	Bowl Wins
<b>16</b>	First or second round NFL draft picks under Kirk Ferentz
<b>12</b>	School record 12 wins in 2015
<b>11</b>	Big Ten Championships
<b>9</b>	Former players recognized on Kinnick Stadium Wall of Honor
<b>9</b>	Players under Ferentz who have won national awards
<b>8</b>	Bowl wins under Kirk Ferentz
<b>5</b>	National Championships (1921, 1922, 1956, 1958, 1960)
<b>5</b>	Five times finished the year ranked in top 10 over the past 13 seasons
<b>4</b>	Kirk Ferentz has been named B1G Coach of the Year
<b>3</b>	Three times won 11 games or more under Kirk Ferentz (2002, 2009, 2015)

**ON THE AVERAGE**

DOWN	PLAYS	YARDS	AVG.
First Down	321	1,942	6.0
Second Down	241	1,325	5.5
Third Down	163	763	4.7
Fourth Down	20	83	4.15

**IOWA BY QUARTERS**

QUARTER	IOWA	OPPONENTS
First	69	24
Second	58	41
Third	48	27
Fourth	84	42
OT	0	0

**POINTS OFF TURNOVERS**

	T/O Gained	Pts Scored
Iowa	16	32
Opponents	10	30

**RUNNING BACK BY COMMITTEE**

The Hawkeyes have three running backs with at least 70 carries, and all three have started at least one game.

RB Tyler Goodson became the first true freshman to start at running back under Ferentz since 2012 (Greg Garmon) in Iowa's 23-19 win against #8 Minnesota in Week 10. Goodson rushed for 94 yards against the Gophers, raising his season total to 436, second on the team. He made his second straight start Week 11 against Illinois. Goodson has 474 rushing yards on 103 carries, both rank second on the team. He has 21 receptions for 146 yards. His 124 combined touches lead the team.

RB Mekhi Sargent started Weeks 1-8 and leads the team in carries (109) and rushing yards (488). He was named on the Doak Walker Award Preseason Watch List.

RB Toren Young, Iowa's Week 9 starter, ranks third on the team in carries (74) and rushing yards (408). He leads the team and ranks seventh in the Big Ten, averaging 5.5 yards per attempt.

Young has 1,238 career yards on 255 attempts, 33rd all-time. Sargent has 1,233 yards on 268 attempts, 34th on Iowa's all-time list.

Seven different Hawkeyes have combined to rush for 12 touchdowns. Eight of those touchdowns have come from inside the 2-yard line, nine from inside the 4-yard line. Sargent leads the team with four rushing touchdowns (2, 4, 14, 2). Six more Hawkeyes have at least one rushing touchdown: Goodson (2, 10, 2), Young (2), QB Nate Stanley (1), FB Brady Ross (1), WR Ihmir Smith-Marsette (14), QB Spencer Petras (1).

Young (131) and Goodson (97) rushed for career highs against Middle Tennessee. The Hawkeyes rushed for 351 yards in the game, the fourth highest total in the Ferentz era.

**GRAND THEFT SECONDARY**

DB Michael Ojemudia leads the team and is tied for second in the Big Ten with three interceptions. The Hawkeyes have 10 interceptions this season, and 51 interceptions since 2017, more than any other team over the last three years. Iowa led the Big Ten and tied for second in the country in 2018 with 20 interceptions.

The Hawkeyes had two interceptions last week against Illinois. One by Ojemudia, and the second by DB Matt Hankins, who recorded his second theft of the season.

Entering this season, Iowa has at least one interception return for a touchdown in each of the last 11 seasons, and 16 of the last 18 seasons.

**IN THE RANKINGS**

Iowa is ranked No. 19 in the AP poll and No. 20 in the coaches poll. Iowa's schedule includes four opponents ranked in the AP top 25 (#9 Minnesota, #10 Michigan, #12 Penn State, #13 Wisconsin). Those four opponents have a combined 37-7 record.

Iowa is 1-3 against ranked teams this season. Iowa has road losses at #19 Michigan (17-12) and #16 Wisconsin (24-22). The Hawkeyes defeated #8 Minnesota at home (23-19) and lost at home to #10 Penn State (17-12).

Iowa is the only school to play against five teams ranked in the Nov. 19 CFP Poll.

Iowa defeated Iowa State, 18-17, on Sept. 14. The Cyclones were the first team outside the AP Top 25 when the teams met.

These are Iowa's most recent wins versus nationally-ranked opponents:

- Home: 23-19 over #8 Minnesota, 11/16/19
- 55-24 over #3 Ohio State, 11/4/17
- 40-10 over #15 Nebraska, 11/25/16
- Road: 40-10 over #20 Northwestern, 10/17/15
- 10-6 over #18 Wisconsin, 10/3/15
- 38-28 over #24 Michigan, 10/16/10
- Neutral: 27-22 over #18 Mississippi State, Outback Bowl, 1/1/19
- 27-24 over #12 Missouri, Insight Bowl, 12/28/10
- 24-14 over #9 Georgia Tech, Orange Bowl, 1/5/10



**NATIONAL RANKINGS**

**AP Poll**

Nov. 24

1. LSU
2. Ohio State
3. Clemson
4. Georgia
5. Alabama
6. Utah
7. Oklahoma
8. Florida
9. Minnesota
10. Michigan
11. Baylor
12. Penn State
13. Wisconsin
14. Oregon
15. Notre Dame
16. Auburn
17. Memphis
18. Cincinnati
- 19. Iowa**
20. Boise State
21. Oklahoma State
22. Appalachian State
23. Virginia Tech
24. Navy
25. USC

**Amway Coaches Poll**

Nov. 24

1. LSU
2. Ohio State
3. Clemson
4. Georgia
5. Alabama
6. Utah
7. Oklahoma
8. Florida
9. Minnesota
10. Baylor
11. Michigan
12. Penn State
13. Oregon
14. Wisconsin
15. Notre Dame
16. Auburn
17. Cincinnati
18. Memphis
19. Boise State
- 20. Iowa**
21. Oklahoma State
22. Appalachian State
23. Virginia Tech
24. Navy
25. USC

**HAWKEYES IN THE POLLS**

Date	AP	CP	S16	CFP
Pre.	20	19	NR	----
9/3	20	19	NR	----
9/8	19	18	NR	----
9/15	18	18	RV	----
9/22	14	14	14	----
9/29	14	14	14	----
10/6	17	18	RV	----
10/13	23	22	NR	----
10/20	20	19	NR	----
10/27	19	19	RV	----
11/3	18	18	RV	18
11/10	23	22	NR	20
11/17	19	20	NR	----
11/24	19	20	RV	----

AP=Associated Press; CP=Coaches; S16=Super 16; CFP=College Football Poll

**2019 BIG TEN STANDINGS**

**WEST DIVISION**

Team	Big Ten	Pct.	Overall	Pct.
Minnesota	7-1	.875	10-1	.909
Wisconsin	6-2	.750	9-2	.818
<b>IOWA</b>	<b>5-3</b>	<b>.625</b>	<b>8-3</b>	<b>.727</b>
Illinois	4-4	.500	6-5	.545
Nebraska	3-5	.375	5-6	.455
Purdue	3-5	.375	4-7	.364
Northwestern	0-8	.000	2-9	.182

**EAST DIVISION**

Team	Big Ten	Pct.	Overall	Pct.
Ohio State	8-0	1.000	11-0	1.000
Michigan	6-2	.750	9-2	.800
Penn State	6-2	.750	9-2	.800
Indiana	4-4	.500	7-4	.636
Michigan State	3-5	.375	5-6	.455
Maryland	1-7	.125	3-8	.273
Rutgers	0-8	.000	2-9	.182

**DUNCAN GETTING HIS KICKS**

Junior K Keith Duncan leads the country with 27 field goals made. The 27 made field goals are a school and Big Ten Conference single-season record. The NCAA record for single-season field goals made is 31. He is 27-of-32 on field goal attempts and 22-of-22 on PAT attempts. He leads the team and is ranks second in the Big Ten in scoring with 103 points. Duncan has connected on 12-of-16 kicks of at least 40 yards, and is 10-of-11 on the road. He kicked a career-long 49 yard field goal against Middle Tennessee in Week 4. He kicked four field goals at Iowa State, against Purdue, and against Illinois.

Duncan kicked three field goals at Wisconsin to set Iowa's single-season school record. Rob Houghtlin (1987), Nate Kaeding (2002), and Kyle Schlicher (2004) shared the previous school record with 21 made field goals. His 83.3 field goal percentage is the best ever among Iowa kickers with at least 30 field goal attempts.

Duncan is seeing his first action since 2016, when he made 9-11 field goal attempts and 38-39 PAT attempts (one was blocked). That year he kicked a 33-yard field goal as time expired to lift Iowa over #2 Michigan, 14-13.

Duncan has twice been named Big Ten Special Teams Player of the Week. He earned the honor after a four field goal performance against Illinois on Nov. 23, and was named conference and Lou Groza Award Star of the Week on Sept. 16 following his performance at Iowa State. Duncan connected on a career-best four field goals at Iowa State. His final kick from 39 yards provided the margin of victory with 4:51 remaining in the fourth quarter. He also connected from 25 yards on Iowa's first drive of the game and from 40 yards on the final play of the first half. He nailed a 42-yarder late in the third quarter.

The Big Ten weekly honors are the second and third of his career. He was previously recognized in 2016, earning the weekly honor following Iowa's 14-13 win over Michigan. Duncan contributed two field goals in that win, including the game-winner from 33 yards on the final play of the game.

**MOVE THE CHAINS**

The Hawkeyes set a Ferentz-era record in their 48-3 win over Middle Tennessee in Week 4. Iowa had 644 yards of total offense, the most in the Ferentz era (previous best was 613 vs. Minnesota in 2005), and the most by any Hawkeye team since 1997 (658 vs. Northern Iowa). Iowa rushed for 351 yards against Middle Tennessee, a mark that ranks fourth in the Ferentz era.

**CAREER 300/100-YARD PERFORMANCES | 2019 HAWKEYES**

**QB NATE STANLEY (5)**

DATE	OPPONENT	COMP-ATT	YDS	TD-INT	LONG
9/9/17	at Iowa State	27-41	333	5-0	46
9/15/18	vs. Northern Iowa	23-28	309	2-1	48
10/6/18	at Minnesota	23-39	314	4-1	60
10/13/18	at Indiana	21-32	320	6-1	58
11/23/19	vs. Illinois	18-35	308	0-1	40

**RB MEKHI SARGENT (2)**

DATE	OPPONENT	ATT	YDS	TDs	LONG
11/17/18	at Illinois	17	121	2	29
11/23/18	vs. Nebraska	26	173	1	32

**RB TOREN YOUNG (1)**

DATE	OPPONENT	ATT	YDS	TDs	LONG
9/28/2019	vs. Middle Tennessee	11	134	0	52

**WR IHMIR SMITH-MARSETTE (2)**

DATE	OPPONENT	REC	YDS	TDs	LONG
9/7/19	vs. Rutgers	4	113	2	58
11/23/19	vs. Illinois	4	121	0	40

**WR BRANDON SMITH (1)**

DATE	OPPONENT	REC	YDS	TDs	LONG
10/19/19	vs. Purdue	9	106	2	30

**WR TYRONE TRACY (1)**

DATE	OPPONENT	REC	YDS	TDs	LONG
11/9/19	at Wisconsin	5	130	1	75



2019 IOWA STATISTICS

INDIVIDUAL	CATEGORY	STATS	BIG TEN	NCAA
Completions Per Game	Nathan Stanley	18.9	1	43
Field Goals Per Game	Keith Duncan	2.5	1	1
Passing Yards	Nathan Stanley	2,639	2	31
Passing Yards Per Game	Nathan Stanley	239.9	2	38
Scoring Avg.	Keith Duncan	9.4	2	12
Total Interceptions	Michael Ojemudia	3	2	41
Total Points Scored	Keith Duncan	103	2	10
Fumbles Recovered	Jack Koener	2	3	19
Interceptions Per Game	Michael Ojemudia	0.3	3	44
Field Goal Percentage	Keith Duncan	84.4	4	26
Forced Fumbles Avg.	A.J. Epenesa	0.3	4	10
Completion Percentage	Nathan Stanley	59.8	5	65
Punting Avg.	Michael Sleep-Dalton	42.3	5	52
Total Offense	Nathan Stanley	240.1	5	53
Passing Yards per Completion	Nathan Stanley	12.7	7	42
Passing Efficiency	Nathan Stanley	133.3	8	68
Passing TDs	Nathan Stanley	14	8	68
Points Responsible For	Keith Duncan	103	8	76
Yards per Pass Attempt	Nathan Stanley	7.6	8	55
Yards per Reception	Tyrone Tracy, Jr.	16.7	8	58
Points Responsible For Per Game	Keith Duncan	9.4	9	84
Combined Kick Returns	Ihmir Smith-Marsette	262	10	98
Receiving Yards	Ihmir Smith-Marsette	654	10	93
Receiving Yards Per Game	Ihmir Smith-Marsette	59.5	10	97
Sacks Avg.	A.J. Epenesa	0.6	10	46
Yards per Reception	Ihmir Smith-Marsette	16.0	12	81
All Purpose Yards Per Game	Ihmir Smith-Marsette	87.6	13	136
Points Responsible For	Nathan Stanley	90	13	110
Points Responsible For Per Game	Nathan Stanley	8.2	14	118
Receptions Per Game	Nico Ragaini	3.7	14	153
Receptions Per Game	Ihmir Smith-Marsette	3.7	14	153
Receiving Yards Per Game	Tyrone Tracy, Jr.	51.7	15	141
Receiving Yards	Tyrone Tracy, Jr.	569	16	136
Rushing Yards	Mekhi Sargent	488	16	167
Receiving TDs	Brandon Smith	4	17	154
Receiving TDs	Ihmir Smith-Marsette	4	17	154
Rushing Yards Per Game	Mekhi Sargent	44.4	18	171
Rushing Yards	Tyler Goodson	474	19	176
Rushing Yards Per Game	Tyler Goodson	43.1	20	177
Rushing TDs	Mekhi Sargent	4	21	199
Rushing Yards Per Game	Toren Young	40.8	21	189
Total Tackles	Jack Koener	5.6	27	290

TEAM	STAT	BIG TEN	NCAA
4th Down Conversion Pct Defense	25.0	1	3
Fewest Penalties	46	1	5
Fewest Penalties Per Game	4.2	1	4
Fewest Penalty Yards	349	1	4
Fewest Penalty Yards Per Game	31.7	1	4
Fumbles Lost	4	1	12
Red Zone Offense	94.6	1	6
Turnovers Lost	10	1	9
Punt Returns Avg.	9.4	2	43
Scoring Defense	12.2	2	5
4th Down Conversion Pct	70.0	3	12
First Downs Allowed	178	3	10
Passes Had Intercepted	6	3	24
Passes Intercepted	10	4	37
Time of Possession	32:26	4	22
Turnover Margin Avg.	0.6	4	26
Kickoff Return Defense Avg.	18.0	5	19
Passing Yards Allowed	191.8	5	20
Red Zone Defense	78.3	5	31
Sacks Allowed Avg.	1.9	5	60
Tackles for Loss Allowed Avg.	5.6	5	55
Team Passing Efficiency Defense	114.3	5	21
Total Defense	306.1	5	13
Net Punting Avg.	39.0	6	45
Passing Offense	242.2	6	59
Passing Yards per Completion	12.4	6	58
Rushing Defense	114.3	6	22
Team Sacks	2.4	6	42
Completion Percentage	59.8	7	74
3rd Down Conversion Pct Defense	36.8	8	47
Kickoff Returns Avg.	20.2	8	75
3rd Down Conversion Pct	39.9	9	65
Fumbles Recovered	6	9	72
Team Passing Efficiency	131.8	9	79
Total Offense	373.9	9	95
Turnovers Gained	16	9	55
First Downs Gained	215	10	92
Punt Return Defense Avg.	7.3	10	62
Rushing Offense	131.7	10	101

**D.J. JOHNSON NAMED CO-BIG TEN FRESHMAN OF THE WEEK**

DB D.J. Johnson was named Big Ten Co-Freshman of the Week on Sept. 16 following his performance at Iowa State. In his second career start, Johnson recorded a career-high eight tackles, including six solo tackles and two assists, and added two pass break-ups. The Big Ten weekly honor is the first of his career.

**A.J. EPENSESA NAMED BIG TEN DEFENSIVE PLAYER OF THE WEEK**

Junior DE A.J. Epenesa was recognized as Big Ten Conference Defensive Player of the Week following Iowa’s 23-19 win over seventh-ranked Minnesota on Nov. 16. Epenesa recorded 2.5 of Iowa’s six sacks, three solo tackles and one assisted tackle, forced one fumble and had one quarterback pressure. His final tackle of the game came on Minnesota’s final possession and resulted in the Golden Gophers facing a third-and-21 in the final two minutes. Riley Moss intercepted a Minnesota pass two players later to secure the Iowa victory.

The conference honor is the third of his career after sharing the defensive honor a year ago for his play in wins over Iowa State and Illinois.

**KEITH DUNCAN NAMED BIG TEN SPECIAL TEAMS PLAYER OF THE WEEK**

Junior K Keith Duncan was recognized as the Big Ten Special Teams Player of the Week following Iowa’s 19-10 win over Illinois. Duncan connected on four field goals (23, 45, 24, 29) to break the Big Ten and Iowa single-season record with 27 made field goals. The four made field goals ties a career high (Iowa State, Purdue) and his six field goal attempts were a career-best.

The conference honor is the third weekly honor of his career. He won the weekly award this season for his play at Iowa State and in 2016 for his performance against Michigan, including the game-winning field goal as time expired.

**HAWK TALK WITH KIRK FERENTZ**

Head Coach Kirk Ferentz is featured on “Hawk Talk with Kirk Ferentz” each week during the regular season. The radio call-in show is hosted by Gary Dolphin, the play-by-play voice of the Iowa Hawkeyes. The show airs live each Wednesday at 6:30 p.m. from VUE Rooftop at the Hilton Garden Inn in Iowa City.

**IOWA LEADERSHIP GROUP**

The University of Iowa football program includes 19 student-athletes – 18 seniors and one junior. The Leadership Group assists in formulating team policies and is involved in team decision-making throughout the year. Players were selected by team vote.

The group consists of seniors Drew Cook, Wes Dvorak, Amani Jones, Cedrick Lattimore, John Milani, Michael Ojemudia, Landan Paulsen, Levi Paulsen, Colten Rastetter, Brady Reiff, Brady Ross, Ryan Schmidt, Nate Stanley, Jackson Subbert, Nate Vejvoda, Kristian Welch, Nate Wieting, and Devonte Young, and junior Toren Young.





**2019 STATISTICAL COMPARISON**

	IOWA	NEB
Scoring Average	23.5	28.4
Scoring Defense	12.2	27.8
Rushing Yards	131.7	205.0
Passing Yards	242.2	222.8
Total Offense	373.9	427.8
Rushing Defense	114.3	184.7
Passing Defense	191.8	210.0
Defense	306.1	394.7
Punt Return Average	9.4	8.5
KO Return Average	20.2	19.3
Turnover Margin	+6	0

**PRONUNCIATION GUIDE**

Head Coach Kirk Ferentz	FAIR-ints
Asst. Coach Brian Ferentz	FAIR-ints
Asst. Coach Tim Polasek	PAWL-uh-seck
Lucas Amaya	Ah-MAY-ah
Djimon Colbert	JYE-mun
Dallas Craddieth	CRAD-ith
Spencer Daufeldt	DAW-feld
Nick DeJong	dee-YOUNG
Tyler Endres	AUN-drez
A.J. Epenesa	EPP-uh-NESS-uh
Ryan Gersonde	gir-SAUN-day
Jermari Harris	jir-MAR-ee
Alaric Jackson	AH-lair-ick
Dalles Jacobus	DALLAS juh-COE-bus
Yahweh Jeudy	YAW-way JUDY
Connor Kapisak	KAP-uh-sak
Jake Karchinski	kar-CHIN-ski
Jack Koerner	KERN-ir
Tommy Kujawa	KOO-yah-vuh
Keontae Lockett	key-AUN-tae
Henry Marchese	mar-CASE
Taajhir McCall	TAA-zjheer
Daraun McKinney	DAY-ron
Kaevon Merriweather	KAY-vohn
Josiah Miemen	me-AUH-mun
John Milani	muh-LON-ee
Nick Niemann	KNEE-mun
Daviyon Nixon	DAVE-ee-un
Michael Ojemudia	oh-jay-MOO-dee-uh
Alex Padilla	puh-DEE-ah
Turner Pallissard	PAL-is-ard
Spencer Petras	PEE-tris
Monte Pottebaum	POT-uh-bomb
Nico Ragaini	ruh-GAIN-ee
Colten Rastatter	RASS-tet-ir
Brady Reiff	REEF
Mekhi Sargent	MUH-kye
Kyler Schott	SHOT
Austin Schulte	SHUL-tee
Bryce Schulte	SHUL-tee
Quinn Schulte	SHUL-tee
Ihmir Smith-Marsette	AH-meer Smith MAR-set
Austin Spiewak	SPEE-wack
Jackson Subbert	SUE-birt
Nate Vejvoda	vay-VO-duh
Nate Wieting	WHEAT-ing

**BIG TEN PERFECTION**

University of Iowa head coach Kirk Ferentz has twice navigated the Big Ten regular season schedule with an undefeated record. The Hawkeyes were 8-0 in 2002 and shared the Big Ten championship with Ohio State. The Hawkeyes were 8-0 in 2015, winning the Big Ten West Division title.

Since 1954, when the conference schedule expanded to seven games, only six Big Ten coaches, including Ferentz, have multiple undefeated Big Ten seasons.

<u>Coach (School)</u>	<u>Record</u>	<u>Year</u>
Duffy Daugherty (MSU)	7-0	1965
Duffy Daugherty (MSU)	7-0	1966
<b>Kirk Ferentz (Iowa)</b>	<b>8-0</b>	<b>2002</b>
<b>Kirk Ferentz (Iowa)</b>	<b>8-0</b>	<b>2015</b>
Woody Hayes (OSU)	7-0	1954
Woody Hayes (OSU)	7-0	1957
Woody Hayes (OSU)	7-0	1968
Woody Hayes (OSU)	7-0	1970
Woody Hayes (OSU)	8-0	1975
Urban Meyer (OSU)	8-0	2012
Urban Meyer (OSU)	8-0	2013
Urban Meyer (OSU)	8-0	2014
Bo Schembechler (Michigan)	8-0	1971
Bo Schembechler (Michigan)	8-0	1980
Bo Schembechler (Michigan)	8-0	1989
Jim Tressel (OSU)	8-0	2002
Jim Tressel (OSU)	8-0	2006

**BIG TEN BOWL GAMES SINCE 2001**

Iowa earned bowl eligibility with its 20-0 win at Northwestern on Oct. 26. The Hawkeyes have been bowl eligible 18 times in the last 19 seasons. Iowa has posted an 8-8 bowl record under head coach Kirk Ferentz, most recently defeating No. 18 Mississippi State, 27-22, at the 2019 Outback Bowl. Since the 2001 season, only Ohio State and Wisconsin have won more bowl games (including the FBS championship game), than Iowa. The following is the record for Big Ten teams in bowl games since 2001:

<u>Team</u>	<u>Record</u>	<u>Pct.</u>	<u>Team</u>	<u>Record</u>	<u>Pct.</u>
Ohio State	10-7	.588	Nebraska	6-8	.429
Wisconsin	9-8	.529	Maryland	5-5	.500
<b>IOWA</b>	<b>8-8</b>	<b>.500</b>	Purdue	4-6	.400
Penn State	7-8	.467	Northwestern	4-7	.364
Rutgers	6-3	.667	Michigan	4-11	.267
Michigan State	6-7	.462	Illinois	2-3	.400
Minnesota	6-7	.462	Indiana	0-3	.000

**BACK ON CAMPUS**

Four former players are on the University of Iowa football staff in 2019. Brian Ferentz, a three-year letterman from 2003-05, is in his eighth year on staff, his third as offensive coordinator.

LeVar Woods, a three-year letterman from 1998-2000, enters his 12th year on the Iowa staff. Woods was named Special Teams Coordinator in 2017. He coached tight ends from 2015-17 and linebackers from 2012-14. He rejoined the program as an administrative assistant in 2008.

Kelvin Bell joined the Iowa program as a defensive lineman in 2000, but had his career cut short due to injury. He returned to the program as a graduate assistant and served as director of on-campus recruiting from 2012-13. He was named recruiting coordinator and defensive assistant coach in February, 2016, and was named defensive line coach in 2019.



**OVERALL WINS**  
(all games played as member of B1G)

Coach, Team	Wins	Seasons	Years
1. Woody Hayes, OSU	205	28	1951-78
2. Amos Alonzo Stagg, CHI	199	37	1896-32
3. Bo Schembechler, MICH	194	21	1969-89
4. Joe Paterno, PSU	162	19	1993-11
5. <b>Kirk Ferentz, IOWA</b>	<b>160</b>	<b>21</b>	<b>1999-pr.</b>
6. Hayden Fry, IOWA	143	20	1979-98
7. Henry Williams, MINN	136	22	1900-21
8. Robert Zuppke, ILL	131	29	1913-41
9. Lloyd Carr, MICH	122	13	1995-07
10. Barry Alvarez, WIS	119	18	1990-05

**BIG TEN CONFERENCE WINS**

Coach, Team	Wins	Seasons	Years
1. Woody Hayes, OSU	153	28	1951-78
2. Bo Schembechler, MICH	143	21	1969-89
3. Amos Alonzo Stagg, CHI	115	37	1896-32
4. Hayden Fry, IOWA	96	20	1979-98
5. <b>Kirk Ferentz, IOWA</b>	<b>96</b>	<b>21</b>	<b>1999-pr.</b>
6. Joe Paterno, PSU	95	19	1993-11
7. Lloyd Carr, MICH	81	13	1995-07
8. Robert Zuppke, ILL	76	29	1913-41
9. Duffy Daugherty, MSU	72	19	1954-72
10. John Cooper	70	13	1988-00

**HAWKEYES UNDER FERENTZ**

Overall .....	160-104
vs. ranked teams .....	28-46
vs. unranked teams .....	131-58
vs. Big Ten teams .....	96-76
vs. Big Ten teams (home).....	54-29
vs. Big Ten teams (away).....	42-46
vs. Big Ten teams (neutral) .....	0-1
When rushing for 150 yards or more .....	101-17
When rushing for 200 yards or more .....	64-6
When passing for 250 yards or more .....	47-25
When passing for 300 yards or more .....	16-8
When Iowa player rushes for 100 yards .....	89-25
When opponent has 100-yard rusher .....	22-47
When opponent has 300-yard passer .....	18-13
When scoring 30 points or more.....	88-9
When scoring 20 points or more.....	122-42
When opponent scores 25 points or more.....	19-62
When holding opponent to 10 pts or less .....	63-2
When Iowa scores first .....	121-35
When Iowa leads at halftime.....	130-26
When Iowa trails at halftime .....	23-76
When game is tied at halftime .....	8-5
When Iowa leads after 3 quarters .....	136-18
When Iowa trails after 3 quarters.....	17-80
When game is tied after 3 quarters.....	7-6
Games decided by 11 points or more .....	93-35
Games decided by 10 points or less .....	53-56
Games decided by 7 points or less .....	43-53
Games decided by 3 points or less .....	20-33
When Iowa has a positive turnover margin ...	97-24
When opponent has a positive turnover margin ...	23-55
When the turnover margin is equal .....	36-22
When returning a punt/kickoff for a score .....	10-6
Overtime games .....	7-5
When temperature is 50 degrees or above.....	107-75
When temperature is below 50 degrees .....	50-26
When temperature is over 90 degrees.....	4-4
When raining:.....	13-9

Broderick Binns, a four-year letterman from 2008-11, was named director of player development in April, 2016. Binns previously served as a graduate assistant in 2014 and 2015, working with Hawkeye special teams.

**HAWKEYE LEGACIES**

Iowa has seven players on its 2019 roster whose father played for the Hawkeyes: TE Drew Cook (Marv, 1985-88), DL A.J. Epenesa (Epenesa, 1997), DE Joe Evans (Spence, 1989), DB Thomas Hartlieb (Jim, 1989-92), WR Henry Marchese (John, 1985), DE Nathan Nelson (Jeff, 1990-92), and QB Ryan Schmidt (Rick, 1984-85).

Iowa has two sets of the brothers on the team: OL Landan Paulsen and OL Levi Paulsen, and TE Bryce Schulte and WR Quinn Schulte.

Iowa has three players whose brothers played at Iowa: LB Nick Niemann (Ben in 2014-17), FB Johnny Plewa (Macon in 2013-15), and DL Brady Reiff (Riley in 2008-11).

LS Austin Spiewak is the grandson of Gary Grouwinkler, who played for Iowa in the 1957 and 1959 Rose Bowl games.

LB Dillon Doyle is the son of head strength and conditioning coach Chris Doyle.

**SEEING DOUBLE**

Senior offensive linemen Landan and Levi Paulsen started Weeks 1-4, becoming the first set of twin brothers to start for the Hawkeyes since SS Kent Ellis and CB Kevin Ellis in 1980. The last brothers to start in the same game for the Hawkeyes were James and LeShun Daniels. James was Iowa's starting center in the 2016 season opener against Miami (Ohio), and LeShun was Iowa's starting running back.

The Paulsens are the sixth set of twins to play football at the University of Iowa. The offensive linemen from Woodbury High School in Northwest Iowa join the company of Leo and Lloyd Jensvold (1929-30), Harold and Herbert Shoener (1946-47), Kent and Kevin Ellis (1977-80), Aaron and Evan Kooiker (1992), and Shane and Shaun Prater (2008).

**TRUE FRESHMEN STARTERS SINCE 1999**

Since 1999, Kirk Ferentz's first year as Iowa head coach, 28 true freshmen have started for the Hawkeyes.

2019 Tyler Goodson, RB (2 games)	2011 Jordan Canzeri, RB (1 game)
2019 Dane Belton, DB (1 game)	
2019 Jack Campbell, LB (1 game)	2010 Marcus Coker, RB (2 games)
2019 Same LaPorta, TE (1 game)	2010 James Morris, LB (4 games)
2018 Riley Moss, CB (6 games)	2009 Brandon Wegher, RB (2 games)
2018 Julius Brents, CB (5 games)	
2017 Matt Hankins, FS (2 games)	2007 Bryan Bulaga, LG (5 games)
2017 Ihmir Smith-Marsette, WR (3 games)	2006 Dominique Douglas, WR (11 games)
2017 Tristan Wirfs, OL (7 RT, 1 LT)	2006 A.J. Edds, LB (1 game)
2016 Manny Rugamba, CB (3 games)	2003 Mike Jones, LG (7 games)
	2003 Champ Davis, FB (1 game)
2015 Jerminic Smith, WR (2 games)	2000 Benny Sapp, CB (8 games)
2015 James Daniels, LG (2 games)	2000 Bob Sanders, SS (4 games)
	2000 Jonathan Babineaux, FB (3 games)
2013 Matt VandeBerg, WR (2 games)	1999 Fred Barr, LB (6 games)
2013 Desmond King, CB (12 games)	
2012 Greg Garmon, RB (1 game)	



**HAWKEYES IN THE NFL**

Iowa football players have a long tradition of being well prepared for professional football following their college playing careers. Since 2010, 37 Hawkeyes have been selected in the NFL Draft. Today, 32 Hawkeyes are on NFL rosters.



**Former Hawkeye, Current NFL Team**

- C.J. Beathard, San Francisco 49ers
- Austin Blythe, Los Angeles Rams
- Ike Boettger, Buffalo Bills
- Bryan Bulaga, Green Bay Packer
- Adrian Clayborn, Atlanta Falcons
- James Daniels, Chicago Bears
- Mike Daniels, Green Bay Packers
- Nick Easley, Buffalo Bills PS
- Noah Fant, Denver Broncos
- James Ferentz, New England Patriots
- Jake Gervase, Los Angeles Rams
- Parker Hesse, Tennessee Titans PS
- Anthony Hitchens, Kansas City Chiefs
- T.J. Hockenson, Detroit Lions
- Amani Hooker, Tennessee Titans
- Micah Hyde, Buffalo Bills
- Josh Jackson, Green Bay Packers
- Josey Jewell, Denver Broncos
- Jaleel Johnson, Minnesota Vikings
- Desmond King, Los Angeles Chargers
- Christian Kirksey, Cleveland Browns
- George Kittle, San Francisco 49ers
- Casey Kreiter, Denver Broncos
- Greg Mabin, Cincinnati Bengals PS
- Anthony Nelson, Tampa Bay Buccaneers
- Matt Nelson, Detroit Lions PS
- Ben Niemann, Kansas City Chiefs
- Riley Reiff, Minnesota Vikings
- Ross Reynolds, San Francisco 49ers PS
- Brandon Scherff, Washington Redskins
- Marshal Yanda, Baltimore Ravens

**CAPTAINS BY WEEK**

- Miami (Ohio): Ojemudia, Ross, Stanley, Welch
- Rutgers: Ojemudia, Ross, Stanley, Welch
- Iowa State: Ojemudia, Ross, Stanley, Welch
- MTSU: Ojemudia, Ross, Stanley, Welch
- Michigan: Ojemudia, Ross, Stanley, Welch
- Penn State: Ojemudia, Ross, Stanley, Welch
- Purdue: Ojemudia, Ross, Stanley, Welch
- Northwestern: Ross, Stanley, Welch, Young
- Wisconsin: Ross, Stanley, Welch, Young
- Minnesota: Ross, Stanley, Welch, Young
- Illinois: Ross, Stanley, Welch, Young

**IOWA FOOTBALL AND THE NFL**

- The Hawkeyes have had 180 former players in the NFL since 1999, Kirk Ferentz’s first year as head coach (70 draft picks/110 free agents).
- Iowa lost seven defensive starters following 2018. Five of those players are currently with NFL teams, including DB Jake Gervase, DE Parker Hesse, DB Amani Hooker, DE Anthony Nelson, DT Matt Nelson. Anthony Nelson and Hooker left Iowa following their junior seasons.
- At least one Iowa Hawkeye has been selected in every NFL Draft since 1978 (42 consecutive years).
- TE T.J. Hockenson (eighth overall, Detroit) and TE Noah Fant (20th overall, Denver) became the first tight ends from the same school to be drafted in the first round of a single NFL Draft.
- DB Desmond King (Los Angeles Chargers), LS Casey Kreiter (Denver), TE George Kittle (San Francisco), and OL Marshal Yanda (Baltimore) were named All-Pro in 2018.
- Over the past 17 years, 150-of-175 (86 percent) of Iowa’s senior starters have been drafted in the NFL or signed NFL free agent contracts.
- Over the past 12 years, Iowa has had 44 NFL Draft picks, fourth most in the Big Ten -- Ohio State (63), Wisconsin (45), and Michigan (45). Since 2010, Iowa has had 37 players drafted in the NFL, tied for fourth most in the Big Ten – Ohio State (62), Penn State (39), and Wisconsin (37).
- Iowa has had six first round picks in the last nine NFL drafts -- OL Bryan Bulaga, 2010; DE Adrian Clayborn, 2011; OL Riley Reiff, 2012; OL Brandon Scherff, 2015, TE T.J. Hockenson, TE Noah Fant.
- Iowa had six players drafted in the 2012 NFL Draft, which tied for the most in the Big Ten and tied for fourth in the country.
- Former Hawkeye Marshal Yanda (Baltimore OL) is a seven-time Pro-Bowler (2011-16, 2018) and was named NFL All-Pro in 2012, 2013, 2014, 2015, 2016, and 2018.
- In NFL 2011 regular season statistics, former Hawkeye linebackers Chad Greenway (Minnesota) and Pat Angerer (Indianapolis) finished third and fourth, respectively, in tackles. Greenway was named to the Pro Bowl in 2012 and 2013.
- Three former Hawkeyes were involved in the 2012 Super Bowl. DB Tyler Sash played for the Super Bowl champion New York Giants, while LB Jeff Tarpinian was on the injured reserve roster of the New England Patriots. Former Iowa center Brian Ferentz, now is his seventh year on staff and first as Iowa’s offensive coordinator, was New England’s tight ends coach.
- Former Iowa DB Sean Considine and OL Marshal Yanda won Super Bowl rings with the 2012 Baltimore Ravens in the 2013 Super Bowl.
- Former Iowa LB James Morris (injured reserve) earned a Super Bowl ring with the New England Patriots in 2015. Former TE Tony Moeaki played for the Seattle Seahawks in the same game.
- Former center James Ferentz was a member of the 2016 Super Bowl champion Denver Broncos.
- Former DT Jonathan Babineaux played for the Atlanta Falcons in Super Bowl LI. Former DE Adrian Clayborn and former DB Charles Godfrey were on the Atlanta injured reserve roster.
- Former OL Cole Croston was on the New England Patriots roster in Super Bowl LII. Former C James Ferentz and WR Riley McCarron were on the Patriots practice squad.
- Former DL Adrian Clayborn (active), OL James Ferentz (inactive), WR Riley McCarron (injured reserve), and OL Cole Croston (practice squad) earned Super Bowl rings as members of the New England Patriots in Super Bowl LIII.
- Entering the 2019 season, every Iowa senior starting tight end (14) under Kirk Ferentz has been drafted in the NFL or made an NFL team. The NFL has employed 16 Iowa tight ends since 1999 (11 drafted/5 free agents).
- All 11 members of Iowa’s starting defensive unit in 2008 were either drafted or signed to NFL free agent contracts following the draft.





2019 HONORS

Kirk Ferentz

Preseason Bobby Dodd Trophy Watch List

Phil Parker

Broyles Award nominee

Keith Duncan

One of three finalists for the Lou Groza Award
Big Ten Special Teams Player of the Week vs. Illinois
Semifinalist for Lou Groza Award
Big Ten Special Teams Player of the Week vs. Iowa State
One of three Lou Groza Award Stars of the Week vs. Purdue
One of three Lou Groza Award Stars of the Week vs. Iowa State

A.J. Epenesa

Big Ten Defensive Player of the Week vs. Minnesota
Quarterfinalist for Lott IMPACT Trophy
Ted Hendricks Award Preseason Watch List
Nagurski Trophy Preseason Watch List
Big Ten Conference Preseason Watch List
Bednarik Award Preseason Watch List
Lott IMPACT Trophy Watch List
Polynesian Player of the Year Preseason Watch List
Preseason Big Ten Defensive Player of the Year by CollegeFootballNews.com
Preseason first-team All-America by the Associated Press
Preseason first-team All-America by Sports Illustrated
Preseason first-team All-America by CollegeFootballNews.com
Preseason first-team All-America by Athlon Sports
Preseason second-team All-America by Phil Steele
Preseason first-team All-Big Ten by CollegeFootballNews.com
Preseason first-team All-Big Ten by Phil Steele
Preseason first-team All-Big Ten by Athlon Sports

Chauncey Golston

Preseason third-team All-Big Ten by Athlon Sports

Matt Hankins

Preseason third-team All-Big Ten by Athlon Sports

Alaric Jackson

Outland Trophy Preseason Watch List
Preseason first-team All-America by CollegeFootballNews.com
Preseason second-team All-America by Athlon Sports
Preseason second-team All-America by Phil Steele
Preseason first-team All-Big Ten by CollegeFootballNews.com
Preseason first-team All-Big Ten by Phil Steele
Preseason first-team All-Big Ten by Athlon Sports

D.J. Johnson

Big Ten Co-Freshman of the Week vs. Iowa State

Mekhi Sargent

Doak Walker Award Preseason Watch List
Preseason fourth-team All-Big Ten by Athlon Sports

Michael Sleep-Dalton

Named to Ray's 8 Watch List vs. Purdue
Named to Ray's 8 Watch List vs. Rutgers

Ihmir Smith-Marsette

Horning Award Preseason Watch List
Preseason first-team All-America by Athlon Sports
Preseason second-team All-America by Phil Steele
Preseason first-team All-Big Ten by CollegeFootballNews.com
Preseason first-team All-Big Ten by Phil Steele
Preseason first-team All-Big Ten by Athlon Sports

FIND THE NFL-ER

The Hawkeyes have had NFL talent on their offensive line in each of Kirk Ferentz's 20 completed seasons. Seventeen Iowa offensive linemen have been selected in the NFL Draft, including four in the first round. Former Hawkeye linemen under Ferentz have combined for 10 Pro Bowl appearances. Below is a list of players, by year, that played on the Hawkeyes' offensive line prior to joining the NFL.

Table with 4 columns: Year, Player, NFL Service, and Year. Lists NFL draft picks from 1999 to 2018, including players like Bruce Nelson, Eric Steinbach, Sam Aiello, Robert Gallery, David Porter, Mike Elgin, and Kyle Calloway.



2019 HONORS

Nate Stanley

One of 10 finalists for Johnny Unitas Golden Arm Award
Walter Camp Player of the Year Preseason Watch List
Manning Award Preseason Watch List
Johnny Unitas Golden Arm Award Preseason Watch List
Maxwell Award Preseason Watch List
O'Brien Award Preseason Watch List
CFPA Player of the Year Award Preseason Watch List
Preseason third-team All-Big Ten by Phil Steele
Preseason fourth-team All-Big Ten by Athlon Sports

Geno Stone

Preseason second-team All-Big Ten by Athlon Sports
Preseason third-team All-Big Ten by Phil Steele

Jackson Subbert

Patrick Mannelly Award Preseason Watch List

Kristian Welch

Big Ten Defensive Player of the Week vs. Minnesota by CollegeSports-
Madness.com
Preseason fourth-team All-Big Ten by Phil Steele

Nate Wieting

Mackey Award Preseason Watch List
Preseason fourth-team All-Big Ten by Phil Steele

Tristan Wirfs

One of six semifinalists for Outland Trophy
Outland Trophy Preseason Watch List
Preseason second-team All-America by CollegeFootballNews.com
Preseason fourth-team All-America by Athlon Sports
Preseason first-team All-Big Ten by CollegeFootballNews.com
Preseason second-team All-Big Ten by Athlon Sports
Preseason fourth-team All-Big Ten by Phil Steele

CONSECUTIVE GAMES, NOT SHUTOUT

Table with 3 columns: School, Games, Last Shutout. Lists schools like Nebraska, IOWA, Indiana, Penn State, Purdue, Michigan, Wisconsin, Ohio State, Minnesota, Illinois, Maryland, Michigan State, Northwestern, Rutgers with their respective game counts and shutout dates.

INSTANT REPLAY

Table with 3 columns: Game (Rvs), Reviewed Play (Confirmed/Reversed). Lists specific game events such as 'Miami first down reversed', 'Iowa State completed pass confirmed', etc.



**BIG TEN  
BOWL GAMES**
**Quick Lane Bowl – Dec. 26**

Big Ten vs. ACC/Notre Dame  
8:00 p.m. (ESPN)

**Pinstripe Bowl – Dec. 27**

Big Ten vs. ACC/Notre Dame  
3:20 p.m. (ESPN)

**First Responder Bowl – Dec. 30**

Big Ten vs. C-USA  
12:30 p.m. (ESPN)

**Music City Bowl – Dec. 30**

SEC vs. ACC/Big Ten/ND  
4 p.m. (ESPN)

**Orange Bowl – Dec. 30**

ACC vs. Big Ten/SEC/ND  
8 p.m. (ESPN)

**Outback Bowl – Jan. 1**

Big Ten vs SEC  
1 p.m. (ESPN)

**Citrus Bowl – Jan. 1**

Big Ten vs SEC  
1 p.m. (ABC)

**Rose Bowl – Jan. 1**

Big Ten vs. Pac-12  
5 p.m. (ESPN)

**Gator Bowl – Jan. 2**

SEC vs ACC/Big Ten/ND  
7 p.m. (ESPN)

**Armed Forces Bowl – Jan. 4**

Mountain West vs. Big Ten  
11:30 a.m. (ESPN)

**Redbox Bowl – Dec. 30**

Big Ten vs. Pac-12  
1 p.m. (ESPN)

**Holiday Bowl – TBA**

Big Ten vs. Pac-12  
5 p.m. (FS1)

**IOWA PROGRAM NOTES**

- The Hawkeyes have earned bowl eligibility in 18 of the last 19 seasons. Iowa is 8-8 in bowl games since 2001. Only Ohio State (9) and Wisconsin (8) have more bowl wins among Big Ten teams since 2001. The Hawkeyes are 16-15-1 in 32 bowl games. Iowa has won five January bowl games under Ferentz.
- Iowa is the only school to have two head football coaches since 1979. Hayden Fry took over prior to the 1979 season and coached through the 1998 season, posting a record of 143-89-6. Current coach Kirk Ferentz (156-102) replaced Fry and is in his 21st season in 2019. Ferentz also served as Iowa's offensive line coach from 1981-89 under Fry.
- Iowa played in the Big Ten title game for the first time in program history on Dec. 5, 2015. Iowa earned Big Ten Conference championships in 2002 and 2004 and placed second in 2009. Iowa (8-0, 2002; 8-0, 2015) is one of three Big Ten teams to post a perfect mark in conference play since 1998 (BCS era), joining Michigan State (1) and Ohio State (5).
- Iowa has ranked in the top 10 in the final Associated Press and CNN/USA Today coaches polls five times since 2002, including a ranking of seventh in both polls at the conclusion of the 2009 season. Iowa ranked eighth in 2002, 2003 and 2004. The Hawkeyes finished 2015 ranked ninth in the AP poll and 10th in the USA Today Coaches Poll. In the Big Ten, only Ohio State has more top 10 finishes since 2002.
- Since 1936 when the first AP poll was released, Iowa has appeared in the poll 332 times, the fifth highest total in the Big Ten (Ohio State, Michigan, Wisconsin, and MSU). Iowa has been the top-ranked team in the country 11 times.
- Iowa set a school record with 12 wins in 2015. The Hawkeyes won 11 games in 2002 (11-2), and 2009 (11-2). In 2009, Iowa started 9-0 and won 10 regular season games for just the fourth time in school history.
- Iowa won 10 or more games in three consecutive years (2002-04) for the first time in school history.
- Kirk Ferentz has been named Big Ten Coach of the Year four times (2002, 2004, 2009, 2015) and was named National Coach of the Year in 2002 and 2015. Only Michigan's Bo Schembechler (6) has more conference coach of the year honors. Iowa's Hayden Fry and Penn State's Joe Paterno both won the award three times.
- Iowa has had 10 individual national award winners under head coach Kirk Ferentz. They include Brad Banks (2002 Davey O'Brien, Top Quarterback; 2002 Associated Press National Player of the Year); Dallas Clark (2002 Mackey, Top Tight End); Nate Kaeding (2002 Groza, Top Kicker); Robert Gallery (2003 Outland, Top Lineman); Shonn Greene (2008 Doak Walker, Top Running Back); Brandon Scherff (2014 Outland, Top Lineman), Desmond King (2015 Jim Thorpe), Josey Jewell (2017 Lott IMPACT), T.J. Hockenson (2018, Mackey, Top Tight End).
- Iowa's offensive line earned the Joe Moore Award in 2016, an honor bestowed upon the top offensive line unit in the country.
- Iowa's football record in the 2000 decade was 80-45 (.640), a record that ranks as the best decade in Iowa football history, based on total wins. Iowa posted a record of 77-40-4 (.652) during the 1980's and the Hawkeyes were 62-53-2 (.538) in the 1990's. Iowa is 69-46 (.596) since 2010.







# IOWA FOOTBALL

32 Bowl Games    11 Big Ten Championships    27 Consensus All-Americans    14 CFB Hall of Fame Inductees

Date	Opponent	Score	Overall Record	Conference Record	Time	Attend
Aug. 31	Miami (Ohio)	W, 38-14	1-0	0-0	3:05	69,250
Sept. 7	* Rutgers	W, 30-0	2-0	1-0	3:06	61,808
Sept. 14	\$ at Iowa State	W, 18-17	3-0	1-0	5:53	61,500
Sept. 28	Middle Tennessee	W, 48-3	4-0	1-0	3:06	63,706
Oct. 5	* at #18/19 Michigan	L, 3-10	4-1	1-1	3:26	111,519
Oct. 12	* #10/9 Penn State	L, 12-17	4-2	1-2	3:26	69,034
Oct. 19	* Purdue	W, 26-20	5-2	2-2	3:13	69,250
Oct. 26	* at Northwestern	W, 20-0	6-2	3-2	2:52	42,104
Nov. 9	* at #16/16 Wisconsin	L, 22-24	6-3	3-3	3:15	78,018
Nov. 16	* #7/7 Minnesota	W, 23-19	7-3	4-3	3:16	67,518
Nov. 23	* Illinois	W, 19-10	8-3	5-3	3:09	58,331
Nov. 29	* at Nebraska					

\* -- Big Ten Conference game

\$ Iowa Corn Cy-Hawk Series

## ALL PURPOSE YARDS

All Purpose	g	rush	rcv	pr	kr	ir	total	avg/g
Smith-Marsette	11	48	654	0	262	0	964	87.6
Sargent, Mekhi	11	488	139	0	0	0	627	57.0
Goodson, Tyler	11	474	146	0	0	0	620	56.4
Tracy, Tyrone	11	25	569	0	0	0	594	54.0
Ragaini, Nico	11	2	373	96	0	0	471	42.8
Young, Toren	10	408	7	0	0	0	415	41.5
Smith, Brandon	8	0	407	0	0	0	407	50.9
Beyer, Shaun	11	0	108	0	0	0	108	9.8
LaPorta, Sam	10	0	107	0	0	0	107	10.7
Wieting, Nate	9	0	100	0	0	0	100	11.1
Kelly-Martin, I.	4	23	25	0	0	0	48	12.0
Martin, Oliver	8	5	28	0	0	0	33	4.1
Cooper, Max	6	0	-3	18	0	0	15	2.5
Ojemudia, M.	10	0	0	0	0	12	12	1.2
Stone, Geno	11	0	0	8	0	0	8	0.7
Ross, Brady	11	3	4	0	0	0	7	0.6
Moss, Riley	7	0	0	0	0	7	7	1.0
Colbert, Djimon	11	0	0	0	0	6	6	0.5
Golston, C	11	0	0	0	0	3	3	0.3
Stanley, Nate	11	2	0	0	0	0	2	0.2
Petras, Spencer	3	1	0	0	0	0	1	0.3
Team	5	-30	0	0	0	0	-30	-6.0
Total	11	1449	2664	122	262	28	4525	411.4
Opponents	11	1257	2110	73	451	39	3930	357.3





Iowa Hawkeye Football  
IOWA Overall Team Statistics (as of Nov 23, 2019)  
All games



Team Statistics	IOWA	OPP
SCORING	259	134
Points Per Game	23.5	12.2
Points Off Turnovers	32	30
FIRST DOWNS	215	178
Rushing	82	68
Passing	119	102
Penalty	14	8
RUSHING YARDAGE	1449	1257
Yards gained rushing	1743	1486
Yards lost rushing	294	229
Rushing Attempts	387	344
Average Per Rush	3.7	3.7
Average Per Game	131.7	114.3
TDs Rushing	12	4
PASSING YARDAGE	2664	2110
Comp-Att-Int	214-358-6	202-346-10
Average Per Pass	7.4	6.1
Average Per Catch	12.4	10.4
Average Per Game	242.2	191.8
TDs Passing	14	11
TOTAL OFFENSE	4113	3367
Total Plays	745	690
Average Per Play	5.5	4.9
Average Per Game	373.9	306.1
KICK RETURNS: #-Yards	13-262	25-451
PUNT RETURNS: #-Yards	13-122	10-73
INT RETURNS: #-Yards	10-28	6-39
KICK RETURN AVERAGE	20.2	18.0
PUNT RETURN AVERAGE	9.4	7.3
INT RETURN AVERAGE	2.8	6.5
FUMBLES-LOST	6-4	11-6
PENALTIES-Yards	46-349	65-553
Average Per Game	31.7	50.3
PUNTS-Yards	47-1987	65-2671
Average Per Punt	42.3	41.1
Net punt average	39.0	37.7
KICKOFFS-Yards	61-3568	33-1985
Average Per Kick	58.5	60.2
Net kick average	41.3	40.1
TIME OF POSSESSION/Game	32:26	27:34
3RD-DOWN Conversions	65/162	57/155
3rd-Down Pct	40%	37%
4TH-DOWN Conversions	14/20	3/12
4th-Down Pct	70%	25%
SACKS BY-Yards	27-149	21-198
MISC YARDS	0	0
TOUCHDOWNS SCORED	26	15
FIELD GOALS-ATTEMPTS	27-32	10-15
ON-SIDE KICKS	0-0	0-2
RED-ZONE SCORES	(35-37) 95%	(18-23) 78%
RED-ZONE TOUCHDOWNS	(20-37) 54%	(9-23) 39%
PAT-ATTEMPTS	(22-22) 100%	(14-15) 93%
ATTENDANCE	458897	293141
Games/Avg Per Game	7/65557	4/73285
Neutral Site Games		0/0

Score by Quarters	1st	2nd	3rd	4th	OT	Total
IOWA	69	58	48	84	0	259
Opponents	24	41	27	42	0	134



Iowa Hawkeye Football  
IOWA Overall Individual Statistics (as of Nov 23, 2019)  
All games



Rushing	gp	att	gain	loss	net	avg	td	lg	avg/g
Sargent,Mekhi	11	109	499	11	488	4.5	4	22	44.4
Goodson, Tyler	11	103	513	39	474	4.6	3	29	43.1
Young,Toren	10	74	418	10	408	5.5	1	52	40.8
Smith-Marsette	11	8	50	2	48	6.0	1	16	4.4
Tracy,Tyrone	11	4	25	0	25	6.2	0	11	2.3
Kelly-Martin,I.	4	6	23	0	23	3.8	0	9	5.8
Martin, Oliver	8	1	5	0	5	5.0	0	5	0.6
Ross,Brady	11	6	7	4	3	0.5	1	3	0.3
Stanley,Nate	11	64	200	198	2	0.0	1	16	0.2
Ragaini,Nico	11	1	2	0	2	2.0	0	2	0.2
Petras,Spencer	3	1	1	0	1	1.0	1	1	0.3
Pallissard, T.	4	1	0	0	0	0.0	0	0	0.0
Pottebaum, M.	10	1	0	0	0	0.0	0	0	0.0
Team	5	8	0	30	-30	-3.8	0	0	-6.0
Total	11	387	1743	294	1449	3.7	12	52	131.7
Opponents	11	344	1486	229	1257	3.7	4	42	114.3

Passing	gp	effic	comp-att-int	pct	yds	td	lg	avg/g
Stanley,Nate	11	133.30	208-348-6	59.8	2639	14	75	239.9
Petras,Spencer	3	81.00	6-10-0	60.0	25	0	9	8.3
Total	11	131.84	214-358-6	59.8	2664	14	75	242.2
Opponents	11	114.32	202-346-10	58.4	2110	11	73	191.8

Receiving	gp	no.	yds	avg	td	lg	avg/g
Smith-Marsette	11	41	654	16.0	4	58	59.5
Ragaini,Nico	11	41	373	9.1	2	45	33.9
Tracy,Tyrone	11	34	569	16.7	3	75	51.7
Smith,Brandon	8	33	407	12.3	4	34	50.9
Goodson, Tyler	11	21	146	7.0	0	31	13.3
Sargent,Mekhi	11	13	139	10.7	0	41	12.6
Wieting,Nate	9	9	100	11.1	0	25	11.1
Beyer,Shaun	11	6	108	18.0	0	40	9.8
LaPorta, Sam	10	6	107	17.8	0	41	10.7
Martin, Oliver	8	5	28	5.6	1	9	3.5
Kelly-Martin,I.	4	2	25	12.5	0	25	6.2
Young,Toren	10	1	7	7.0	0	7	0.7
Ross,Brady	11	1	4	4.0	0	4	0.4
Cooper,Max	6	1	-3	-3.0	0	0	-0.5
Total	11	214	2664	12.4	14	75	242.2
Opponents	11	202	2110	10.4	11	73	191.8

Punt Returns	no.	yds	avg	td	lg
Ragaini,Nico	9	96	10.7	0	17
Cooper,Max	3	18	6.0	0	16
Stone,Geno	1	8	8.0	0	8
Total	13	122	9.4	0	17
Opponents	10	73	7.3	0	36

Interceptions	no.	yds	avg	td	lg
Ojemudia,M.	3	12	4.0	0	14
Hankins,Matt	2	0	0.0	0	0
Moss,Riley	2	7	3.5	0	7
Stone,Geno	1	0	0.0	0	0
Colbert,Djimon	1	6	6.0	0	6
Golston,C	1	3	3.0	0	3
Total	10	28	2.8	0	14
Opponents	6	39	6.5	0	27

Kick Returns	no.	yds	avg	td	lg
Smith-Marsette	12	262	21.8	0	37
Wieting,Nate	1	0	0.0	0	0
Total	13	262	20.2	0	37
Opponents	25	451	18.0	0	38

Fumble Returns	no.	yds	avg	td	lg
Total	0	0	0.0	0	0
Opponents	1	15	15.0	0	15





Iowa Hawkeye Football  
IOWA Overall Individual Statistics (as of Nov 23, 2019)  
All games



Scoring	td	fg	PAT				dpx	saf	pts
			kick	rush	rcv	pass			
Duncan, Keith	-	27-32	22-22	-	-	-	-	-	103
Smith-Marsette	5	-	-	-	-	-	-	-	30
Sargent, Mekhi	4	-	-	-	-	-	-	-	24
Smith, Brandon	4	-	-	-	-	-	-	-	24
Goodson, Tyler	3	-	-	-	-	-	-	-	18
Tracy, Tyrone	3	-	-	-	-	-	-	-	18
Ragaini, Nico	2	-	-	-	-	-	-	-	12
Ross, Brady	1	-	-	-	-	-	-	-	6
Petras, Spencer	1	-	-	-	-	-	-	-	6
Stanley, Nate	1	-	-	0-1	-	0-2	-	-	6
Martin, Oliver	1	-	-	-	-	-	-	-	6
Young, Toren	1	-	-	-	-	-	-	-	6
Rastetter, C.	-	-	-	-	-	0-1	-	-	0
<b>Total</b>	<b>26</b>	<b>27-32</b>	<b>22-22</b>	<b>0-1</b>	<b>-</b>	<b>0-3</b>	<b>-</b>	<b>-</b>	<b>259</b>
<b>Opponents</b>	<b>15</b>	<b>10-15</b>	<b>14-15</b>	<b>-</b>	<b>-</b>	<b>-</b>	<b>-</b>	<b>-</b>	<b>134</b>

Total Offense	g	plays	rush	pass	total	avg/g
Stanley, Nate	11	412	2	2639	2641	240.1
Sargent, Mekhi	11	109	488	0	488	44.4
Goodson, Tyler	11	103	474	0	474	43.1
Young, Toren	10	74	408	0	408	40.8
Smith-Marsette	11	8	48	0	48	4.4
Petras, Spencer	3	11	1	25	26	8.7
Tracy, Tyrone	11	4	25	0	25	2.3
Kelly-Martin, I.	4	6	23	0	23	5.8
Martin, Oliver	8	1	5	0	5	0.6
Ross, Brady	11	6	3	0	3	0.3
Ragaini, Nico	11	1	2	0	2	0.2
<b>Team</b>	<b>5</b>	<b>8</b>	<b>-30</b>	<b>0</b>	<b>-30</b>	<b>-6.0</b>
<b>Total</b>	<b>11</b>	<b>745</b>	<b>1449</b>	<b>2664</b>	<b>4113</b>	<b>373.9</b>
<b>Opponents</b>	<b>11</b>	<b>690</b>	<b>1257</b>	<b>2110</b>	<b>3367</b>	<b>306.1</b>

Field Goals	fg	pct.	01-19	20-29	30-39	40-49	50-99	lg	blk
Duncan, Keith	27-32	84.4	1-1	10-10	4-5	12-16	0-0	49	0

FG Sequence	IOWA	Opponents
MIAMI	(21)	-
RUTGERS	(46),(19),(43)	-
Iowa State	(25),(40),(42),(39)	(26)
Middle Tennessee	(49),39,(42)	(43)
Michigan	(22)	(28),58,34
PENN STATE	(47),44,(24)	(33)
PURDUE	(30),(44),(42),(38)	(27),(36)
Northwestern	46,(40),(28)	-
Wisconsin	(24),(40),(39)	31,(29)
MINNESOTA	(27)	50,(24),(20)
ILLINOIS	43,(23),47,(45),(24),(29)	51,(28)

Punting	no.	yds	avg	lg	tb	fc	i20	50+	blk
Sleep-Dalton, M	47	1987	42.3	63	4	20	18	9	0
<b>Total</b>	<b>47</b>	<b>1987</b>	<b>42.3</b>	<b>63</b>	<b>4</b>	<b>20</b>	<b>18</b>	<b>9</b>	<b>0</b>
<b>Opponents</b>	<b>65</b>	<b>2671</b>	<b>41.1</b>	<b>69</b>	<b>5</b>	<b>26</b>	<b>23</b>	<b>11</b>	<b>0</b>

Kickoffs	no.	yds	avg	tb	ob	retn	net	ydln
Shudak, Caleb	61	3568	58.5	24	1			
<b>Total</b>	<b>61</b>	<b>3568</b>	<b>58.5</b>	<b>24</b>	<b>1</b>	<b>18.0</b>	<b>41.3</b>	<b>23</b>
<b>Opponents</b>	<b>33</b>	<b>1985</b>	<b>60.2</b>	<b>16</b>	<b>1</b>	<b>20.2</b>	<b>40.1</b>	<b>24</b>

Numbers in (parentheses) indicate field goal was made.



Iowa Hawkeye Football  
IOWA Overall Defensive Statistics (as of Nov 23, 2019)  
All games



#	Defensive Leaders	gp	Tackles				tfl/yds	Sacks		Pass defense			Fumbles		blkd	
			ua	a	tot			no-yds		int-yds	brup	qbh	rcv-yds	ff	kick	saf
34	Welch,Kristian	8	38	32	70	6.0-24	3.0-17	.	2	1	.	.	1	.	.	
8D	Koerner,Jack	11	38	24	62	.	.	.	5	.	2-0	1	.	.		
9	Stone,Geno	11	40	17	57	3.0-18	1.0-14	1-0	3	2	1-0	2	.	.		
32	Colbert,Djimon	11	32	23	55	1.5-2	.	1-6	4	.	.	.	.	.		
8	Hankins,Matt	8	29	17	46	0.5-0	.	2-0	6	.	.	.	.	.		
11	Ojemudia,M.	10	33	10	43	.	.	3-12	6	.	.	.	.	.		
57	Golston,C	11	23	16	39	8.5-23	2.5-12	1-3	4	7	.	.	.	.		
95	Lattimore,C.	11	19	17	36	3.0-18	2.5-15	.	.	4	1-0	.	.	.		
94	Epenesa,A.J.	11	20	11	31	8.5-47	7.0-42	.	3	9	.	3	.	.		
49	Niemann,Nick	11	13	15	28	1.5-10	.	.	.	2	.	.	.	.		
54	Nixon, Daviyon	11	17	9	26	5.5-19	3.0-10	.	1	5	.	.	.	.		
91	Reiff,Brady	8	10	15	25	2.0-5	2.0-5	.	1	1	.	.	.	.		
4A	Belton, Dane	6	14	9	23	1.0-2	.	.	.	.	.	.	.	.		
43	Doyle,Dillon	11	13	10	23	0.5-2	.	.	.	1	.	1	.	.		
2B	Johnson,D.J.	9	11	3	14	.	.	.	2	.	.	.	.	.		
7A	Schulte,Austin	11	4	8	12	1.0-2	.	.	.	1	.	.	.	.		
16	Roberts, Terry	10	3	8	11	.	.	.	.	.	.	.	.	.		
44	Benson,Seth	11	5	5	10	.	.	.	.	.	.	.	.	.		
52	Jones,Amani	11	5	3	8	1.0-11	1.0-11	.	.	.	.	.	.	.		
35	Wade,B.	11	2	6	8	0.5-1	.	.	.	.	.	.	.	.		
17	Young,Devonte	11	6	2	8	.	.	.	.	.	1-0	.	.	.		
97	VanValkenburg	9	2	4	6	.	.	.	.	.	.	.	.	.		
13	Evans, Joe	6	4	2	6	4.0-16	4.0-16	.	.	1	.	.	.	.		
31	Campbell, Jack	9	2	3	5	.	.	.	.	.	.	.	.	.		
1C	Milani,John	11	2	3	5	.	.	.	.	.	.	.	.	.		
26	Merriweather,K.	2	2	3	5	.	.	.	.	.	.	.	.	.		
33	Moss,Riley	7	5	.	5	1.0-1	.	2-7	3	.	.	.	.	.		
99	Shannon,Noah	6	2	2	4	.	.	.	.	.	1-0	1	.	.		
1	Dvorak, Wes	11	.	3	3	.	.	.	.	.	.	.	.	.		
9A	Shudak,Caleb	11	2	.	2	.	.	.	.	.	.	.	.	.		
27	Harris, Jermari	2	2	.	2	.	.	.	.	.	.	.	.	.		
92	Waggoner,John	9	1	1	2	1.0-7	1.0-7	.	.	.	.	.	.	.		
68	Paulsen,Landan	11	1	.	1	.	.	.	.	.	.	.	.	.		
50	Subbert,J.	11	.	1	1	.	.	.	.	.	.	.	.	.		
4	Stanley,Nate	11	1	.	1	.	.	.	.	.	.	.	.	.		
36	Ross,Brady	11	1	.	1	.	.	.	.	.	.	.	.	.		
3C	Marchese,Henry	9	.	1	1	.	.	.	.	.	.	.	.	.		
12	Smith,Brandon	8	.	1	1	.	.	.	.	.	.	.	.	.		
3	Tracy,Tyrone	11	1	.	1	.	.	.	.	.	.	.	.	.		
6	Smith-Marsette	11	1	.	1	.	.	.	.	.	.	.	.	.		
Total		11	404	284	688	50-208	27-149	10-28	40	34	6-0	9	.	.		
Opponents		11	441	290	731	61-279	21-198	6-39	35	29	4-15	3	.	.		



Iowa Hawkeye Football  
IOWA Red-Zone Results (as of Nov 23, 2019)  
All games



IOWA Inside Opponent Red-Zone

Date	Opponent	Score	Times In RZ	Times Scored	Total Pts	Rush TDs	Pass TDs	FGs Made	Failed to score inside RZ							
									FGA	Down	Int	Fumb	Half	Game		
Aug 31, 2019	MIAMI	W 38-14	6	6	38	5	2	3	1	0	0	0	0	0	0	0
Sep 07, 2019	RUTGERS	W 30-0	3	3	13	1	0	1	2	0	0	0	0	0	0	0
Sep 14, 2019	at Iowa State	W 18-17	2	2	9	1	1	0	1	0	0	0	0	0	0	0
Sep 28, 2019	MIDDLE TENNESSEE	W 48-3	6	6	42	6	4	2	0	0	0	0	0	0	0	0
Oct 05, 2019	at Michigan	L 3-10	1	1	3	0	0	0	1	0	0	0	0	0	0	0
Oct 12, 2019	PENN STATE	L 12-17	2	2	6	0	0	0	2	0	0	0	0	0	0	0
Oct 19, 2019	PURDUE	W 26-20	4	4	20	2	2	0	2	0	0	0	0	0	0	0
Oct 26, 2019	at Northwestern	W 20-0	3	2	10	1	1	0	1	1	0	0	0	0	0	0
Nov 09, 2019	at Wisconsin	L 22-24	2	2	10	1	0	1	1	0	0	0	0	0	0	0
Nov 16, 2019	MINNESOTA	W 23-19	3	3	17	2	1	1	1	0	0	0	0	0	0	0
Nov 23, 2019	ILLINOIS	W 19-10	5	4	16	1	1	0	3	1	0	0	0	0	0	0
Totals			37	35	184	20	12	8	15	2	0	0	0	0	0	0
			35 of 37 (94.6%)													

Opponents Inside IOWA Red-Zone

Date	Opponent	Score	Times In RZ	Times Scored	Total Pts	Rush TDs	Pass TDs	FGs Made	Failed to score inside RZ							
									FGA	Down	Int	Fumb	Half	Game		
Aug 31, 2019	MIAMI	W 38-14	2	2	14	2	0	2	0	0	0	0	0	0	0	0
Sep 07, 2019	RUTGERS	W 30-0	0	0	0	0	0	0	0	0	0	0	0	0	0	0
Sep 14, 2019	at Iowa State	W 18-17	1	1	3	0	0	0	1	0	0	0	0	0	0	0
Sep 28, 2019	MIDDLE TENNESSEE	W 48-3	0	0	0	0	0	0	0	0	0	0	0	0	0	0
Oct 05, 2019	at Michigan	L 3-10	3	2	10	1	1	0	1	1	0	0	0	0	0	0
Oct 12, 2019	PENN STATE	L 12-17	2	2	10	1	1	0	1	0	0	0	0	0	0	0
Oct 19, 2019	PURDUE	W 26-20	5	4	20	2	0	2	2	0	0	0	1	0	0	0
Oct 26, 2019	at Northwestern	W 20-0	0	0	0	0	0	0	0	0	0	0	0	0	0	0
Nov 09, 2019	at Wisconsin	L 22-24	5	3	17	2	1	1	1	1	0	0	0	1	0	0
Nov 16, 2019	MINNESOTA	W 23-19	4	3	12	1	1	0	2	0	1	0	0	0	0	0
Nov 23, 2019	ILLINOIS	W 19-10	1	1	3	0	0	0	1	0	0	0	0	0	0	0
Totals			23	18	89	9	4	5	9	2	1	0	1	1	0	0
			18 of 23 (78.3%)													





# Iowa Hawkeye Football

## IOWA Combined Team Statistics (as of Nov 23, 2019)

### Conference games



Date	Opponent	Score	Att.
* Sep 07, 2019	RUTGERS	W 30-0	61808
* Oct 05, 2019	at #18 Michigan	L 3-10	111519
* Oct 12, 2019	#10 PENN STATE	L 12-17	69034
* Oct 19, 2019	PURDUE	W 26-20	69250
* Oct 26, 2019	at Northwestern	W 20-0	42104
* Nov 09, 2019	at #16 Wisconsin	L 22-24	78018
* Nov 16, 2019	#7 MINNESOTA	W 23-19	67518
* Nov 23, 2019	ILLINOIS	W 19-10	58331

Record:	Overall	Home	Away	Neutral
All games	5-3	4-1	1-2	0-0
Conference	5-3	4-1	1-2	0-0
Non-Conference	0-0	0-0	0-0	0-0

Team Statistics	IOWA	OPP
FIRST DOWNS	141	135
Rushing	44	54
Passing	85	74
Penalty	12	7
RUSHING YARDAGE	773	1027
Rushing Attempts	258	276
Average Per Rush	3.0	3.7
Average Per Game	96.6	128.4
TDs Rushing	5	4
PASSING YARDAGE	1918	1461
Comp-Att-Int	151-264-6	143-257-9
Average Per Pass	7.3	5.7
Average Per Catch	12.7	10.2
Average Per Game	239.8	182.6
TDs Passing	9	7
TOTAL OFFENSE	2691	2488
Average Per Play	5.2	4.7
Average Per Game	336.4	311.0
KICK RETURNS: #-Yards	9-188	20-369
PUNT RETURNS: #-Yards	10-91	9-73
INT RETURNS: #-Yards	9-14	6-39
FUMBLES-LOST	5-3	9-4
PENALTIES-Yards	34-282	43-383
PUNTS-AVG	40-42.2	46-40.8
TIME OF POSSESSION/Game	31:15	28:45
3RD-DOWN Conversions	36/113	47/122
4TH-DOWN Conversions	10/15	2/10

Rushing	gp	att	gain	loss	net	avg	td	lg	avg/g
Goodson, Tyler	8	79	361	36	325	4.1	3	29	40.6
Sargent,Mekhi	8	68	259	11	248	3.6	2	21	31.0
Young,Toren	7	50	223	7	216	4.3	0	31	30.9
Tracy,Tyrone	8	4	25	0	25	6.2	0	11	3.1
Martin, Oliver	5	1	5	0	5	5.0	0	5	1.0
Smith-Marsette	8	4	6	2	4	1.0	0	4	0.5
Total	8	258	991	218	773	3.0	5	31	96.6
Opponents	8	276	1213	186	1027	3.7	4	42	128.4

Passing	gp	effic	comp-att-int	pct	yds	td	lg	avg/g
Stanley,Nate	8	126.41	148-258-6	57.4	1910	9	75	238.8
Petras,Spencer	1	61.20	3-6-0	50.0	8	0	9	8.0
Total	8	124.93	151-264-6	57.2	1918	9	75	239.8
Opponents	8	105.38	143-257-9	55.6	1461	7	54	182.6

Receiving	gp	no.	yds	avg	td	lg	avg/g
Ragaini,Nico	8	33	246	7.5	2	21	30.8
Smith-Marsette	8	30	513	17.1	3	58	64.1
Tracy,Tyrone	8	29	447	15.4	3	75	55.9
Smith,Brandon	5	20	259	12.9	1	34	51.8
Goodson, Tyler	8	14	124	8.9	0	31	15.5
Wieting,Nate	6	7	90	12.9	0	25	15.0
LaPorta, Sam	7	6	107	17.8	0	41	15.3
Sargent,Mekhi	8	6	49	8.2	0	22	6.1
Beyer,Shaun	8	2	51	25.5	0	40	6.4
Martin, Oliver	5	2	10	5.0	0	9	2.0
Kelly-Martin,I.	1	1	25	25.0	0	25	25.0
Cooper,Max	5	1	-3	-3.0	0	0	-0.6
Total	8	151	1918	12.7	9	75	239.8
Opponents	8	143	1461	10.2	7	54	182.6

Interceptions	no.	yds	avg	td	lg
Moss,Riley	2	7	3.5	0	7
Ojemudia,M.	2	-2	-1.0	0	1
Hankins,Matt	2	0	0.0	0	0
Golston,C	1	3	3.0	0	3
Colbert,Djimon	1	6	6.0	0	6
Stone,Geno	1	0	0.0	0	0

Field Goals	fg	pct.	01-19	20-29	30-39	40-49	50-99	lg	blk
Duncan, Keith	20-24	83.3	1-1	8-8	3-3	8-12	0-0	47	0

Punting	no.	yds	avg	lg	tb	fc	i20	50+	blk
Sleep-Dalton, M	40	1686	42.2	63	3	16	17	7	0

Scoring	td	fg	PAT				dxp	saf	pts
			kick	rush	rcv	pass			
Duncan, Keith	-	20-24	11-11	-	-	-	-	-	71
Tracy,Tyrone	3	-	-	-	-	-	-	-	18
Smith-Marsette	3	-	-	-	-	-	-	-	18
Goodson, Tyler	3	-	-	-	-	-	-	-	18
Sargent,Mekhi	2	-	-	-	-	-	-	-	12
Ragaini,Nico	2	-	-	-	-	-	-	-	12
Smith,Brandon	1	-	-	-	-	-	-	-	6
Total	14	20-24	11-11	0-1	-	0-2	-	-	155
Opponents	11	8-13	10-11	-	-	-	-	-	100

Punt Returns	no.	yds	avg	td	lg
Ragaini,Nico	6	65	10.8	0	17
Cooper,Max	3	18	6.0	0	16
Stone,Geno	1	8	8.0	0	8
Total	10	91	9.1	0	17
Opponents	9	73	8.1	0	36

Kick Returns	no.	yds	avg	td	lg
Smith-Marsette	8	188	23.5	0	37
Wieting,Nate	1	0	0.0	0	0
Total	9	188	20.9	0	37
Opponents	20	369	18.5	0	38

Score by Quarters	1st	2nd	3rd	4th	OT	Total
IOWA	46	41	21	47	0	155
Opponents	17	34	17	32	0	100

All Purpose	g	rush	rcv	pr	kr	ir	total	avg/g
Smith-Marsette	8	4	513	0	188	0	705	88.1
Tracy,Tyrone	8	25	447	0	0	0	472	59.0
Goodson, Tyler	8	325	124	0	0	0	449	56.1
Ragaini,Nico	8	0	246	65	0	0	311	38.9
Sargent,Mekhi	8	248	49	0	0	0	297	37.1
Total	8	773	1918	91	188	14	2984	373.0
Opponents	8	1027	1461	73	369	39	2969	371.1

Total Offense	g	plays	rush	pass	total	avg/g
Stanley,Nate	8	303	-28	1910	1882	235.2
Goodson, Tyler	8	79	325	0	325	40.6
Sargent,Mekhi	8	68	248	0	248	31.0
Young,Toren	7	50	216	0	216	30.9
Tracy,Tyrone	8	4	25	0	25	3.1
Total	8	522	773	1918	2691	336.4
Opponents	8	533	1027	1461	2488	311.0

# Defensive Leaders	gp	ua	Tackles		tfl/yds	Sacks	Pass defense		Fumbles		blkd	
			a	tot			int-yds	brup	qbh	rcv-yds	ff	kick



Iowa Hawkeye Football  
IOWA Overall Defensive Statistics (as of Nov 23, 2019)  
Conference games



#	Defensive Leaders	gp	Tackles				tfl/yds	Sacks		Pass defense			Fumbles		blkd	
			ua	a	tot			no-yds	int-yds	brup	qbh	rcv-yds	ff	kick	saf	
8D	Koerner,Jack	8	31	20	51	.	.	.	.	3	.	1-0	1	.	.	
34	Welch,Kristian	5	28	19	47	4.5-20	2.0-14	.	2	1	.	.	1	.	.	
9	Stone,Geno	8	34	11	45	2.0-17	1.0-14	1-0	3	2	1-0	1	.	.		
8	Hankins,Matt	7	27	16	43	0.5-0	.	2-0	4	.	.	.	.	.		
32	Colbert,Djimon	8	22	15	37	0.5-1	.	1-6	2	.	.	.	.	.		
57	Golston,C	8	19	14	33	8.5-23	2.5-12	1-3	4	6	.	.	.	.		
95	Lattimore,C.	8	15	15	30	2.0-13	1.5-10	.	.	3	1-0	.	.	.		
11	Ojemudia,M.	7	20	8	28	.	.	2--2	5	.	.	.	.	.		
94	Epenesa,A.J.	8	18	9	27	8.5-47	7.0-42	.	1	8	.	3	.	.		
43	Doyle,Dillon	8	13	10	23	0.5-2	.	.	.	1	.	1	.	.		
4A	Belton, Dane	5	14	7	21	1.0-2	.	.	.	.	.	.	.	.		
91	Reiff,Brady	7	8	12	20	2.0-5	2.0-5	.	1	.	.	.	.	.		
49	Niemann,Nick	8	12	8	20	1.0-9	.	.	.	1	.	.	.	.		
54	Nixon, Daviyon	8	12	5	17	3.0-5	2.0-2	.	1	4	.	.	.	.		
16	Roberts, Terry	7	2	7	9	.	.	.	.	.	.	.	.	.		
17	Young,Devonte	8	6	2	8	.	.	.	.	.	.	.	.	.		
7A	Schulte,Austin	8	3	5	8	1.0-2	.	.	.	1	.	.	.	.		
13	Evans, Joe	6	4	2	6	4.0-16	4.0-16	.	.	1	.	.	.	.		
33	Moss,Riley	6	5	.	5	1.0-1	.	2-7	3	.	.	.	.	.		
31	Campbell, Jack	7	2	3	5	.	.	.	.	.	.	.	.	.		
35	Wade,B.	8	2	3	5	.	.	.	.	.	.	.	.	.		
1C	Milani,John	8	2	2	4	.	.	.	.	.	.	.	.	.		
2B	Johnson,D.J.	6	3	1	4	.	.	.	.	.	.	.	.	.		
52	Jones,Amani	8	3	1	4	.	.	.	.	.	.	.	.	.		
1	Dvorak, Wes	8	.	3	3	.	.	.	.	.	.	.	.	.		
97	VanValkenburg	6	2	1	3	.	.	.	.	.	.	.	.	.		
44	Benson,Seth	8	2	1	3	.	.	.	.	.	.	.	.	.		
99	Shannon,Noah	4	1	1	2	.	.	.	.	.	1-0	1	.	.		
92	Waggoner,John	7	1	1	2	1.0-7	1.0-7	.	.	.	.	.	.	.		
9A	Shudak,Caleb	8	2	.	2	.	.	.	.	.	.	.	.	.		
3	Tracy,Tyrone	8	1	.	1	.	.	.	.	.	.	.	.	.		
6	Smith-Marsette	8	1	.	1	.	.	.	.	.	.	.	.	.		
36	Ross,Brady	8	1	.	1	.	.	.	.	.	.	.	.	.		
50	Subbert,J.	8	.	1	1	.	.	.	.	.	.	.	.	.		
12	Smith,Brandon	5	.	1	1	.	.	.	.	.	.	.	.	.		
4	Stanley,Nate	8	1	.	1	.	.	.	.	.	.	.	.	.		
Total		8	317	204	521	41-170	23-122	9-14	29	28	4-0	8	.	.		
Opponents		8	307	192	499	52-209	16-139	6-39	27	22	3-0	3	.	.		



# IOWA FOOTBALL

32 Bowl Games    11 Big Ten Championships    27 Consensus All-Americans    14 CFB Hall of Fame Inductees

Game	Score	First Downs	Rushing Att-Net	Pass. Yards	Passing Com.-Att.-Int	Total Offense	Punts-Avg.	Fum.-Lost	Pen. Yds.
Miami (Ohio)	14	11	25-59	186	17-27-1	245	7-42.9	0-0	10-77
at Iowa	38	26	41-213	252	21-30-0	465	1-31.0	1-1	5-32
Rutgers	0	5	23-78	47	10-27-2	125	10-47.6	1-1	7-61
at Iowa	30	23	39-194	244	19-34-0	438	6-48.3	0-0	4-37
Iowa	18	18	37-112	201	22-35-0	313	5-47.2	0-0	4-15
at Iowa State	17	20	19-91	327	25-35-0	418	4-39.2	2-2	4-21
Middle Tennessee	3	12	24-80	136	17-27-0	216	8-41.9	0-0	8-72
at Iowa	48	30	51-351	293	20-29-0	644	1-34.0	0-0	3-20
Iowa	3	18	30-1	260	23-42-3	261	7-38.3	1-1	8-60
at Michigan	10	13	33-120	147	14-26-1	267	8-45.6	2-0	4-35
Penn State	17	20	53-177	117	12-24-0	294	7-42.1	0-0	8-80
at Iowa	12	21	30-70	286	25-43-1	356	5-35.0	3-1	1-5
Purdue	20	17	18-33	327	30-50-1	360	6-36.8	2-1	5-40
at Iowa	26	19	33-102	260	23-33-1	362	4-47.2	0-0	7-60
Iowa	20	12	40-123	179	12-26-1	302	6-41.8	0-0	4-50
at Northwestern	0	13	35-64	138	18-32-1	202	6-33.7	1-1	2-21
Iowa	22	15	23-87	208	17-28-0	295	4-41.2	1-1	3-25
at Wisconsin	24	24	46-300	173	16-25-1	473	3-34.3	1-1	8-63
Minnesota	19	23	30-63	368	25-39-1	431	2-31.5	1-0	5-52
at Iowa	23	17	31-117	173	14-23-0	290	4-42.0	0-0	3-16
Illinois	10	20	39-192	144	18-34-2	336	4-38.5	2-1	4-31
at Iowa	19	16	32-79	308	18-35-1	387	4-45.0	0-0	4-29







# IOWA FOOTBALL

32 Bowl Games 11 Big Ten Championships 27 Consensus All-Americans 14 CFB Hall of Fame Inductees

## Individual

Points	14, Keith Duncan vs. Purdue, 10/19/19
Rushing Attempts	21, Tyler Goodson vs. Illinois, 11/23/19
Yards Rushing	131, Toren Young vs. Middle Tennessee, 9/28/19
Pass Attempts	43 (25 comp.), Nate Stanley vs. Penn State, 10/12/19
Pass Completions	25 (43 att.), Nate Stanley vs. Penn State, 10/12/19
Yards Passing	308, Nate Stanley vs. Illinois, 11/23/19
Receptions	9, Brandon Smith vs. Purdue, 10/19/19
Yards Receiving	130, Tyrone Tracy, Jr., at Wisconsin, 11/9/19
Yards Total Offense	316, Nate Stanley vs. Illinois, 11/23/19
All-Purpose Yards	156, Mekhi Sargent vs. Miami (Ohio), 8/31/19
Yards Punt Returns	17, Nico Ragaini at Michigan, 10/5/19
Yards Kickoff Returns	42, Ihmir Smith-Marsette vs. Penn State, 10/12/19
Field Goals Made	4, Keith Duncan, 3X, last vs. Illinois, 11/23/19
Extra Points	6, Keith Duncan vs. Middle Tennessee, 9/28/19
Interceptions	1, 9X, last Matt Hankins/Michael Ojemudia vs. Illinois, 11/23/19
Tackles	13, Jack Koerner vs. Penn State, 10/12/19
Sacks	2.5, A.J. Epenesa vs. Minnesota, 11/16/19
TFL's	2.5, 3X, last A.J. Epenesa vs. Minnesota, 11/16/19

## Team Offense (Iowa highs)

Points	48 vs. Middle Tennessee, 9/28/19
Rushing Attempts	51 vs. Middle Tennessee, 9/28/19
Net Yards Rushing	351 vs. Middle Tennessee, 9/28/19
Pass Attempts	43 (25 comp.) vs. Penn State, 10/12/19
Pass Completions	25 (43 comp.) vs. Penn State, 10/12/19
Yards Passing	208 (18-of-35) vs. Illinois, 11/23/19
Yards Total Offense	644 vs. Middle Tennessee, 9/28/19
Total Plays	80 vs. Middle Tennessee, 9/28/19
First Downs	30 vs. Middle Tennessee, 9/28/19

## Team Defense (Opponents lows)

Points	0, 2X, last at Northwestern, 10/26/19
Rushing Attempts	18 vs. Purdue, 10/19/19
Net Yards Rushing	59 vs. Miami (Ohio), 8/31/19
Pass Attempts	24 (12 comp.) vs. Penn State, 10/12/19
Pass Completions	9 (26 att.) vs. Rutgers, 9/7/19
Yards Passing	41 vs. Rutgers, 9/7/19
Yards Total Offense	125 vs. Rutgers, 9/7/19
Total Plays	49 vs. Rutgers, 9/7/19
First Downs	5 vs. Rutgers, 9/7/19

## Longest Plays

Run	52	Toren Young vs. Middle Tennessee, 9/28/19
Reception	75	Tyrone Tracy, Jr., at Wisconsin, 11/9/19
Field Goal	49	Keith Duncan vs. Middle Tennessee, 9/28/19
Interception Return	14	Michael Ojemudia vs. Miami (Ohio), 8/31/19
Fumble Return	--	
Punt Return	17	Nico Ragaini at Michigan, 10/5/19
Kickoff Return	37	Ihmir Smith-Marsette at Michigan, 10/5/19
Scoring drive	97 (11 plays, 5:37)	vs. Rutgers, 9/7/19
Non-scoring drive	78 (13 plays, 1:45)	vs. Middle Tennessee, 9/28/19





# IOWA FOOTBALL

32 Bowl Games    11 Big Ten Championships    27 Consensus All-Americans    14 CFB Hall of Fame Inductees

**A kickoff was returned for a TD . . .**

by Iowa -- Jordan Cotton (92 yards), vs. Penn State, 10/21/12  
by an opponent -- Will Likely (100 yards), Maryland, 10/31/15

**A punt was returned for a TD . . .**

by Iowa -- Kyle Groeneweg (returned 61 yards on PR), at Illinois, 11/17/18  
by Iowa -- Paki O'Meara (returned 42 yards after block), vs. Eastern Illinois, 9/4/10  
by an opponent -- Christian McCaffrey (63 yards), Stanford, 1/1/16  
by an opponent -- Tremaine McCollum (returned six yards after block), Florida, 1/2/06

**Two punts were returned for a TD . . .**

by Iowa -- Kevonte Martin-Manley (83 and 63 yards), vs. Western Michigan, 9/21/13

**A punt was blocked . . .**

by Iowa -- A.J. Epenesa at Illinois, 11/17/18  
by an opponent -- Jauan Wesley vs. Northern Illinois, 9/1/18

**A punt was blocked and returned for a TD...**

by Iowa -- Ben Niemann vs. Northwestern, 11/1/14  
by an opponent -- Ryan Lewis (block), Pat Amara, Jr., return (TD) vs. Pittsburgh, 9/19/15

**A field goal was blocked...**

by Iowa -- Anthony Nelson vs. Penn State, 9/23/17  
by an opponent -- Rickey Neal vs. Northern Iowa, 9/15/18

**An interception was returned for a TD . . .**

by Iowa -- Geno Stone (24 yards) at Penn State, 10/27/18  
by an opponent -- Chauncey Gardner, Jr., (58 yards), vs. Florida, 1/2/17

**Two interceptions were returned for a TD . . .**

by Iowa (individual) -- Josh Jackson (43 yards, 52 yards) at Wisconsin, 11/11/17  
by Iowa (team) -- Josey Jewell (34 yards), Bo Bower (88 yards) vs. North Texas, 9/26/15

**A fumble was returned for a TD . . .**

by Iowa -- A.J. Epenesa (19 yards) at Illinois, 11/17/18  
by an opponent -- Blake Dueitt (35 yards), vs. Ball State, 9/6/14

**A blocked PAT attempt was returned for a score . . .**

by Iowa -- D.J. Johnson (99 yards), at Penn State, 9/28/02  
by an opponent -- Jason Simmons (85 yards), at Ohio State, 11/2/91

**A safety was scored . . .**

by Iowa -- (2) at Penn State, 10/27/18 on Dominique Daffney blocked punt & PSU bad snap  
by an opponent -- Shareef Miller TFL on Akrum Wadley rush vs. Penn State, 9/23/17

**A player rushed for over 200 yards . . .**

by Iowa -- Akrum Wadley (26-204), at Northwestern, 10/17/15  
by an opponent -- Jonathan Taylor (31-250), at Wisconsin, 11/9/19

**Iowa had two 100 yard receivers...**

T.J.Hockenson (4-107-2), Noah Fant (4-101-1), at Indiana, 10/13/18

**A player passed for over 300 yards . . .**

by Iowa -- Nate Stanley (308), vs. Illinois, 11/23/19  
by an opponent -- Tanner Morgan (368), Minnesota, 11/16/19

**A player scored four TDs . . .**

by Iowa -- Akrum Wadley (4 rush), at Northwestern, 10/17/15  
by an opponent -- Darnell Autry (3 rush, 1 rec.), Northwestern, 11/9/96

**A team rushed for over 400 yards . . .**

by Iowa -- vs. Tulsa (408 yards), 9/13/97  
by an opponent -- Indiana (433 yards), 9/30/00

**A team passed for over 400 yards . . .**

by Iowa -- vs. Indiana (426 yards), 10/23/99  
by an opponent -- Purdue (458 yards), 10/15/16

**A team gained over 600 yards of total offense . . .**

by Iowa -- vs. Middle Tennessee (644 yards), 9/28/19  
by an opponent -- Wisconsin (604 yards), 11/13/99

**A team scored over 50 points . . .**

by Iowa -- at Illinois (63 points), 11/17/18  
by an opponent -- at Minnesota (51 points), 11/8/14

**A team was held under 75 yards rushing . . .**

by Iowa -- vs. Minnesota -- 30-63 yards, 11/16/19  
by an opponent -- vs. Penn State -- 30-70 yards, 10/12/19

**A team was held under 100 yards passing . . .**

by Iowa -- Rutgers (47 yards), 9/7/19  
by an opponent -- Maryland (86 yards), 10/20/18

**A team was held at/under 200 yards of total offense . . .**

by Iowa -- Rutgers (125 yards), 9/7/19  
by an opponent -- vs. Mississippi State (199 yards), 1/1/19

**Iowa scored 3 or more non-offensive touchdowns . . .**

by Iowa -- vs. Western Michigan (2 punts, 2 interceptions), 9/21/13

**Iowa recovered an onside kick . . .**

by Iowa -- first quarter vs. Illinois, 10/7/17

## LARGEST MARGINS

### Iowa Victories

Opponent, Year	Score	Mar.
Iowa Teachers, 1914	95-0	95
Coe, 1908	92-0	92
Iowa Wesleyan, 1890	91-0	91
Cornell, 1904	88-0	88
Cornell, 1913	76-0	76
Des Moines, 1905	72-0	72
Northwestern, 1913	78-6	72
Grinnell, 1904	69-0	69
Iowa Teachers, 1900	68-0	68
Northern Iowa, 1997	66-0	66
Northwestern, 1981	64-0	64
at Illinois, 2018	63-0	63
Cornell, 1920	63-0	63
Indiana, 1997	62-0	62
UTEP, 1986	69-7	62
Grinnell, 1900	63-2	61
Washington ( Mo.), 1902	61-0	61
Knox, 1922	61-0	61
Cornell, 1894	60-0	60
Indiana, 1913	60-0	60
North Dakota St., 1947	59-0	59
Illinois, 1985	59-0	59
Cornell, 1891	64-6	58
Illinois, 1899	58-0	58
Drake, 1985	58-0	58
Upper Iowa, 1900	57-0	57
Western Michigan, 2013	59-3	56
Ball State, 2005	56-0	56
Coe, 1893	56-0	56
Purdue, 1922	56-0	56
Utah State, 1957	70-14	56
Minnesota, 2008	55-0	55
Ripon, 1928	61-6	55
Iowa State, 1985	57-3	54
Northern Illinois, 1986	57-3	54
Cincinnati, 1990	63-10	53
Kansas State, 1959	53-0	53
Northwestern, 2002	62-10	52
Kent State, 2001	51-0	51
Minnesota, 1983	61-10	51
Northern Illinois, 1991	58-7	51

### Iowa Defeats

Opponent, year	Score	Mar.
Michigan, 1902	0-107	107
Illinois, 1902	0-80	80
Minnesota, 1903	0-75	75
Minnesota, 1916	0-67	67
Ohio State, 1950	21-83	62
Denver A.C., 1893	0-58	58
Nebraska, 1980	0-57	57
Michigan, 1971	7-63	56
Michigan, 1970	0-55	55
USC, 1976	0-55	55
Kansas, 1895	0-54	54
Minnesota, 1936	0-52	52
Notre Dame, 1967	6-56	50
Illinois, 1973	0-50	50





# IOWA FOOTBALL

32 Bowl Games 11 Big Ten Championships 27 Consensus All-Americans 14 CFB Hall of Fame Inductees

## OFFENSE

Opponent	WR	TE/WR	LT	LG	C	RG	RT	QB	RB	FB/TE	WR/TE
Miami (Ohio)	Smith	Wieting	Jackson	La. Paulsen	Linderbaum	Le. Paulsen	Wirfs	Stanley	Sargent	Beyer	Smith-Marsette
Rutgers	Smith	Tracy	Wirfs	La. Paulsen	Linderbaum	Schott	Le. Paulsen	Stanley	Sargent	Ross	Smith-Marsette
at Iowa State	Smith	Ragaini	Wirfs	La. Paulsen	Linderbaum	Schott	Le. Paulsen	Stanley	Sargent	Wieting	Smith-Marsette
MTSU	Smith	Wieting	Wirfs	La. Paulsen	Linderbaum	Banwart	Le. Paulsen	Stanley	Sargent	Ross	Smith-Marsette
at Michigan	Smith	Wieting	Jackson	La. Paulsen	Linderbaum	Banwart	Wirfs	Stanley	Sargent	Beyer	Tracy
Penn State	Smith	Wieting	Jackson	La. Paulsen	Linderbaum	Kallenberger	Wirfs	Stanley	Sargent	Beyer	Smith-Marsette
Purdue	Smith	Wieting	Jackson	La. Paulsen	Linderbaum	Kallenberger	Wirfs	Stanley	Sargent	Beyer	Smith-Marsette
at N'western	Tracy	Ragaini	Jackson	La. Paulsen	Linderbaum	Kallenberger	Wirfs	Stanley	Sargent	Beyer	Smith-Marsette
at Wisconsin	Tracy	LaPorta	Jackson	Schott	Linderbaum	Kallenberger	Wirfs	Stanley	Young	Beyer	Cook
Minnesota	Tracy	Wieting	Jackson	La. Paulsen	Linderbaum	Schott	Wirfs	Stanley	Goodson	Ross	Smith-Marsette
Illinois	Tracy	Wieting	Jackson	La. Paulsen	Linderbaum	Schott	Wirfs	Stanley	Goodson	Ross	Smith-Marsette
at Nebraska											
<b>Consec. Starts</b>	<b>4</b>	<b>2</b>	<b>7</b>	<b>2</b>	<b>11</b>	<b>2</b>	<b>23</b>	<b>37</b>	<b>2</b>	<b>2</b>	<b>2</b>
<b>Career Starts</b>	<b>6</b>	<b>14</b>	<b>32</b>	<b>10</b>	<b>11</b>	<b>4</b>	<b>31</b>	<b>37</b>	<b>2</b>	<b>5</b>	<b>15</b>

## DEFENSE

Opponent	RE	DT	DT	LE	WLB	MLB	OLB/CASH	CB	CB	SS	FS/LB
Miami (Ohio)	Epenesa	Reiff	Lattimore	Golston	Colbert	Welch	Johnson	Ojemudia	Hankins	Stone	Merriweather
Rutgers	Epenesa	Reiff	Lattimore	Golston	Colbert	Welch	Niemann	Ojemudia	Hankins	Stone	Koerner
at Iowa State	Epenesa	Nixon	Lattimore	Golston	Colbert	Welch	Niemann	Ojemudia	Johnson	Stone	Koerner
MTSU	Epenesa	Schulte	Lattimore	Golston	Colbert	Welch	Niemann	Ojemudia	Johnson	Stone	Koerner
at Michigan	Epenesa	Schulte	Lattimore	Golston	Colbert	Welch	Niemann	Ojemudia	Johnson	Stone	Koerner
Penn State	Epenesa	Reiff	Lattimore	Golston	Colbert	Welch	Niemann	Ojemudia	Hankins	Stone	Koerner
Purdue	Epenesa	Reiff	Lattimore	Golston	Colbert	Doyle	Niemann	Ojemudia	Hankins	Stone	Koerner
at N'western	Epenesa	Reiff	Lattimore	Golston	Colbert	Doyle	Belton	Ojemudia	Hankins	Stone	Koerner
at Wisconsin	Epenesa	Reiff	Lattimore	Golston	Colbert	Campbell	Niemann	Ojemudia	Hankins	Stone	Wade
Minnesota	Epenesa	Reiff	Lattimore	Golston	Colbert	Welch	Belton	Moss	Hankins	Stone	Koerner
Illinois	Epenesa	Reiff	Lattimore	Golston	Colbert	Welch	Belton	Ojemudia	Hankins	Stone	Koerner
at Nebraska											
<b>Consec. Starts</b>	<b>11</b>	<b>6</b>	<b>11</b>	<b>11</b>	<b>20</b>	<b>2</b>	<b>2</b>	<b>1</b>	<b>6</b>	<b>12</b>	<b>2</b>
<b>Career Starts</b>	<b>11</b>	<b>8</b>	<b>17</b>	<b>11</b>	<b>21</b>	<b>16</b>	<b>3</b>	<b>20</b>	<b>17</b>	<b>19</b>	<b>9</b>

Offense Career Starts		Defense Career Starts	
Quarterback	Nate Stanley (37)	Offensive Line	Cole Banwart (9) Alaric Jackson (32) Mark Kallenberger (4) Tyler Linderbaum (11) Landan Paulsen (10) Levi Paulsen (7) Kyler Schott (4) Tristian Wirfs (31)
Wide Receiver	Tyrone Tracy, Jr. (6) Nico Ragaini (2) Brandon Smith (19) Ihmir Smith-Marsette (15)	Defensive End	A.J. Epenesa (11) Chancey Golston (11)
Running Back	Tyler Goodson (2) Ivory Kelly-Martin (6) Mekhi Sargent (12) Toren Young (5)	Defensive Line	Cedrick Lattimore (17) Daviyon Nixon (1) Brady Reiff (8) Austin Schulte (2)
Fullback	Brady Ross (5)	Linebacker	Dane Belton (3) Jack Campbell (1) Djimion Colbert (21) Dillon Doyle (2) D.J. Johnson (1) Amani Jones (1) Nick Niemann (12) Barrington Wade (1) Kristian Welch (16)
Tight End	Shaun Beyer (5) Drew Cook (1) Sam Laporta (1) Nate Wieting (14)	Defensive Back	Julius Brents (5) Matt Hankins (17) D.J. Johnson (3) Jack Koerner (9) Kaevon Merriweather (1) Riley Moss (7) Michael Ojemudia (20) Geno Stone (19)







# IOWA FOOTBALL

32 Bowl Games 11 Big Ten Championships 27 Consensus All-Americans 14 CFB Hall of Fame Inductees

Opponent	Plays	Yards	T.O.P.	Result	Qtr.	Play
Miami (Ohio) (6)	13	79	6:50	FG	1	Duncan, 21-yd. FG
	9	79	3:34	TD	2	B. Smith, 9-yd pass from Stanley
	7	82	3:20	TD	3	Martin, 9-yd pass from Stanley
	3	56	1:35	TD	3	Sargent, 2-yd. run
	13	75	6:57	TD	4	Young, 2-yd. run
	6	23	2:44	TD	4	Smith-Marsette, 6-yd. pass from Stanley
<b>Iowa Avg. Drive</b>			<b>8.5</b>	<b>65.7</b>	<b>4:30</b>	
Rutgers (6)	5	75	2:42	TD	1	Smith-Marsette, 58-yd. pass from Stanley
	11	97	5:37	TD	2	Tracy, Jr., 7-yd. pass from Stanley
	6	16	2:48	FG	2	Duncan, 46-yd. FG
	5	29	2:58	FG	2	Duncan, 19-yd. FG
	2	56	0:48	TD	3	Smith-Marsette, 23-yd. pass from Stanley
	7	61	3:42	FG	4	Duncan, 43-yd. FG
<b>Iowa Avg. Drive</b>			<b>6.0</b>	<b>55.7</b>	<b>3:19</b>	
at Iowa State (5)	15	68	7:23	FG	1	Duncan, 25-yd. FG
	12	59	5:01	FG	2	Duncan, 40-yd. FG
	12	56	6:06	FG	3	Duncan, 42-yd. FG
	7	25	3:14	TD	4	Stanley, 1-yd. run
	8	54	2:55	FG	4	Duncan, 39-yd. FG
<b>Iowa Avg. Drive</b>			<b>10.8</b>	<b>52.4</b>	<b>5:20</b>	
Middle Tennessee (8)	9	65	3:59	TD	1	Sargent, 4-yd. run
	9	44	5:01	FG	1	Duncan, 49-yd. FG
	5	71	2:47	TD	1	B. Smith, 18-yd. pass from Stanley
	9	81	4:24	TD	2	Ross, 1-yd. run
	5	55	1:22	FG	3	Duncan, 42-yd. FG
	7	80	3:05	TD	3	Smith-Marsette, 14-yd. run
	10	72	5:34	TD	4	B. Smith, 10-yd. pass from Stanley
	13	79	6:25	TD	4	Petrus, 1-yd. run
<b>Iowa Avg. Drive</b>			<b>8.4</b>	<b>68.4</b>	<b>4:29</b>	
at Michigan (1)	14	61	6:25	FG	2	Duncan, 22-yd. FG
<b>Iowa Avg. Drive</b>			<b>14.0</b>	<b>61.0</b>	<b>6:25</b>	
Penn State (3)	11	38	5:28	FG	1	Duncan, 47-yd. FG
	10	84	1:26	FG	2	Duncan, 24-yd. FG
	12	87	2:46	TD	4	B. Smith, 33-yd. pass from Stanley
<b>Iowa Avg. Drive</b>			<b>11.0</b>	<b>69.7</b>	<b>3:00</b>	

DRIVE ANALYSIS				
Distance Length (minus)	Iowa		Opponent	
	TD	FG	TD	FG
0-9	0	0	0	3
10-19	0	2	0	0
20-29	2	4	0	0
30-39	1	3	1	0
40-49	0	3	0	2
50-59	4	6	1	0
60-69	3	6	2	3
70-79	11	2	8	1
80-89	4	1	3	1
90-99	1	0	0	0

GAME OPENING DRIVES						
Game	Iowa			Opponent		
	Pts	Plays	Yds	Pts	Plays	Yds
Miami (OH)	0	9	39	0	4	8
Rutgers	7	5	75	0	6	30
at ISU	3	15	68	7	4	86
MTSU	7	9	65	0	3	(-1)
at Michigan	0	1	(-3)	0	5	14
Penn St.	0	3	5	0	3	(-8)
Purdue	3	15	63	0	6	29
at N'western	0	3	4	0	3	5
at Wisc.	0	4	15	0	5	14
Minnesota	6	8	75	0	12	47
Illinois	7	9	75	0	3	6
at Nebraska						

SECOND HALF OPENING DRIVES						
Game	Iowa			Opponent		
	Pts	Plays	Yds	Pts	Plays	Yds
Miami (OH)	7	7	82	0	3	(-1)
Rutgers	0	6	32	0	3	5
at ISU	0	3	9	7	2	76
MTSU	3	5	55	0	5	4
at Michigan	0	8	39	0	5	22
Penn St.	0	5	24	0	9	34
Purdue	7	9	72	0	8	35
at N'western	7	13	59	0	8	34
at Wisc.	0	4	18	0	3	7
Minnesota	0	8	21	7	6	66
Illinois	0	5	51	0	6	20
at Nebraska						

### 3rd Down and...

IOWA														OPPONENTS													
YARDS	M-OH	RUT	ISU	MTSU	UM	PSU	PUR	NW	WIS	MINN	ILL	NEB	TOTAL	YARDS	M-OH	RUT	ISU	MTSU	UM	PSU	PUR	NW	WIS	MINN	ILL	NEB	TOTAL
1-3	3-6	1-3	4-6	4-8	0-1	3-4	2-4	2-7	1-2	3-3	2-2	0-0	25-46	1-3	2-3	1-3	2-2	0-1	1-2	6-6	2-3	1-2	6-6	3-4	4-5	0-0	28-37
4-6	5-7	1-4	2-5	3-3	3-5	2-6	0-4	1-4	0-3	1-2	0-6	0-0	18-49	4-6	1-5	1-2	0-1	3-3	2-5	2-5	2-4	4-8	2-3	1-2	1-4	0-0	19-42
7-9	0-0	0-2	2-4	1-2	0-1	2-3	1-4	2-4	0-1	0-3	1-2	0-0	9-25	7-9	0-1	0-6	0-2	0-2	0-2	1-3	0-3	1-3	0-4	2-4	0-3	0-0	4-33
10-14	0-0	0-4	1-2	2-3	1-5	1-3	0-1	1-1	0-3	1-3	2-5	0-0	9-30	10-14	1-2	0-3	1-4	0-2	0-2	1-2	2-5	0-4	0-1	1-1	0-1	0-0	6-27
15+	1-1	0-0	1-2	0-0	2-5	0-2	0-0	0-0	0-0	0-0	0-1	0-0	4-11	15+	0-1	0-0	0-0	0-4	0-2	0-3	0-1	0-0	0-0	0-3	0-2	0-0	0-16
TOTAL	9-14	2-13	10-19	10-16	6-17	8-18	3-13	6-16	1-9	5-11	5-16	0-0	65-162	TOTAL	4-12	2-14	3-9	3-12	3-13	10-19	6-16	6-17	8-14	7-14	5-15	0-0	57-155





# IOWA FOOTBALL

32 Bowl Games 11 Big Ten Championships 27 Consensus All-Americans 14 CFB Hall of Fame Inductees

Purdue (6)	15	63	7:15	FG	1	Duncan, 30-yd. FG
	7	56	3:10	FG	1	Duncan, 44-yd. FG
	8	31	4:35	FG	2	Duncan, 42-yd. FG
	9	72	4:27	TD	3	Goodson, 1-yd. run
	7	47	2:54	FG	4	Duncan, 38-yd. FG
	2	35	0:43	TD	4	Sargent, 14-yd. run

***Iowa Avg. Drive*** 8.0 50.7 4:04

at Northwestern (4)	3	50	0:54	TD	1	Tracy, 50-yd. pass from Stanley
	15	57	6:27	FG	2	Duncan, 40-yd. FG
	13	59	6:01	TD	3	Sargent, 1-yd. run
	9	61	4:50	FG	4	Duncan, 28-yd. FG

***Iowa Avg. Drive*** 10.0 56.8 4:33

at Wisconsin (5)	4	10	1:02	FG	1	Duncan, 24-yd. FG
	8	53	3:13	FG	2	Duncan, 40-yd. FG
	9	75	3:10	TD	4	Ragaini, 3-yd. pass from Stanley
	10	26	3:15	FG	4	Duncan, 39-yd. FG
	1	75	0:11	TD	4	Tracy, Jr., 75-yd. pass from Stanley

***Iowa Avg. Drive*** 6.4 47.8 2:10

Minnesota (4)	8	75	3:34	TD	1	Ragaini, 21-yd. pass from Stanley
	9	68	5:27	TD	1	Goodson, 10-yd. run
	6	69	3:20	TD	2	Smith-Marsette, 5-yd. pass from Stanley
	10	29	4:09	FG	4	Duncan, 27-yd. FG

***Iowa Avg. Drive*** 8.3 60.3 4:38

Illinois (5)	9	75	4:44	TD	1	Goodson, 2-yd. run
	10	70	4:43	FG	2	Duncan, 23-yd. FG
	2	22	0:12	FG	2	Duncan, 45-yd. FG
	8	61	4:49	FG	4	Duncan, 24-yd. FG
	9	36	5:02	FG	4	Duncan, 29-yd. FG

***Iowa Avg. Drive*** 7.6 52.8 4:10

**Season Avg. (53)** 8.4 57.8 4:03

### LONGEST DRIVES

**Plays:** 15, 3X, last at Northwestern, 10/26/19 (59 yards, 6:01)

**Yards:** 97 (11 plays, 5:37) vs. Rutgers, 9/7/19

**Time of Possession:** 7:23 (15 plays, 68 yards) at Iowa State, 9/14/19





# IOWA FOOTBALL

32 Bowl Games 11 Big Ten Championships 27 Consensus All-Americans 14 CFB Hall of Fame Inductees

Yards	Type	Player(s)	Opponent
75	Pass	Nate Stanley to Tyrone Tracy, Jr.	at Wisconsin
58	Pass	Nate Stanley to Ihmir Smith-Marsette	Rutgers
52	Rush	Toren Young	MTSU
50	Pass	Nate Stanley to Tyrone Tracy, Jr.	at Northwestern
45	Pass	Nate Stanley to Nico Ragaini	Miami (Ohio)
41	Pass	Nate Stanley to Sam LaPorta	at Northwestern
41	Pass	Nate Stanley to Mekhi Sargent	Miami (Ohio)
40	Pass	Nate Stanley to Ihmir Smith-Marsette	Illinois
40	Pass	Nate Stanley to Shaun Beyer	Illinois
38	Pass	Nate Stanley to Tyrone Tracy, Jr.	at Northwestern
38	Pass	Nate Stanley to Brandon Smith	MTSU
37	Kick Return	Ihmir Smith-Marsette	at Michigan
36	Pass	Nate Stanley to Ihmir Smith-Marsette	Penn State
35	Pass	Nate Stanley to Nico Ragaini	MTSU
34	Pass	Nate Stanley to Brandon Smith	at Michigan
33	Pass	Nate Stanley to Brandon Smith	Penn State
33	Pass	Nate Stanley to Tyrone Tracy, Jr.	MTSU
33	Pass	Nate Stanley to Tyrone Tracy, Jr.	Rutgers
32	Pass	Nate Stanley to Ihmir Smith-Marsette	Purdue
31	Pass	Nate Stanley to Tyler Goodson	at Michigan
31	Rush	Toren Young	Rutgers
30	Pass	Nate Stanley to Brandon Smith	Purdue
29	Pass	Nate Stanley to Ihmir Smith-Marsette	Illinois
29	Pass	Nate Stanley to Ihmir Smith-Marsette	Illinois
29	Kick Return	Ihmir Smith-Marsette	Penn State
29	Rush	Tyler Goodson	Penn State
28	Pass	Nate Stanley to Brandon Smith	at Iowa State
27	Pass	Nate Stanley to Tyrone Tracy, Jr.	Minnesota
27	Pass	Nate Stanley to Ihmir Smith-Marsette	at Michigan
27	Rush	Tyler Goodson	MTSU
27	Pass	Nate Stanley to Shaun Beyer	MTSU
27	Pass	Nate Stanley to Ihmir Smith-Marsette	at Iowa State
26	Run	Tyler Goodson	Minnesota
26	Pass	Nate Stanley to Tyrone Tracy, Jr.	at Wisconsin
26	Kick Return	Ihmir Smith-Marsette	at Northwestern
25	Kick Return	Ihmir Smith-Marsette	Minnesota
25	Pass	Nate Stanley to Brandon Smith	Purdue
25	Pass	Nate Stanley to Nate Wieting	Penn State
25	Rush	Tyler Goodson	MTSU
25	Pass	Nate Stanley to Ihmir Smith-Marsette	Rutgers
25	Pass	Nate Stanley to Ivory Kelly-Martin	Rutgers
23	Pass	Nate Stanley to Ihmir Smith-Marsette	Illinois
23	Pass	Nate Stanley to Nate Wieting	Illinois
23	Pass	Nate Stanley to Ihmir Smith-Marsette	Rutgers
22	Pass	Nate Stanley to Tyrone Tracy, Jr.	Illinois
22	Pass	Nate Stanley to Sam LaPorta	Illinois
22	Kick Return	Ihmir Smith-Marsette	at Wisconsin
22	Pass	Nate Stanley to Mekhi Sargent	at Michigan
22	Rush	Mekhi Sargent	at Iowa State
22	Kick Return	Ihmir Smith-Marsette	at Iowa State
22	Pass	Nate Stanley to Tyrone Tracy	Miami (Ohio)
22	Run	Mekhi Sargent	Purdue
21	Pass	Nate Stanley to Nico Ragaini	Minnesota
21	Run	Tyler Goodson	Minnesota
21	Rush	Tyler Goodson	at Wisconsin
21	Pass	Nate Stanley to Tyrone Tracy	Purdue
20	Pass	Nate Stanley to Ihmir Smith-Marsette	Minnesota
20	Pass	Nate Stanley to Tyler Goodson	Purdue
20	Kick Return	Ihmir Smith-Marsette	Purdue
20	Kick Return	Ihmir Smith-Marsette	MTSU

BY LENGTH		
Yards	No.	TD
20-29	38	2
30-39	14	1
40-49	5	0
50-59	3	2
60-69	0	0
70-79	1	1
80-89	0	0
90+	0	0
<b>TOTAL</b>	<b>61</b>	<b>6</b>

BY PLAY TYPE		
Type	No.	TD
Rushing	10	0
Passing	43	6
Punt Returns	0	0
Kick Returns	8	0
Int. Returns	0	0
Fumble Returns	0	0
Other	0	0
<b>TOTAL</b>	<b>61</b>	<b>6</b>

LONGEST PLAYS OF 2019	
<b>RUSHING</b>	52, Toren Young vs. Middle Tennessee, 9/28/19
<b>RUSHING TOUCHDOWN</b>	14, Mekhi Sargent vs. Purdue, 10/19/19
<b>RECEIVING</b>	75, Tyrone Tracy, Jr. at Wisconsin, 11/9/19
<b>RECEIVING TOUCHDOWN</b>	75, Tyrone Tracy, Jr. at Wisconsin, 11/9/19
<b>PUNT RETURN</b>	17, Nico Ragaini at Michigan, 10/5/19
<b>KICK RETURN</b>	37, Ihmir Smith-Marsette at Michigan, 10/5/19
<b>INTERCEPTION RETURN</b>	14, Michael Ojemudia vs. Miami (Ohio), 8/31/19
<b>FUMBLE RETURN</b>	--
<b>PUNT</b>	63, Michael Sleep-Dalton vs. Purdue, 10/19/19
<b>FIELD GOAL</b>	49, Keith Duncan vs. Middle Tennessee, 9/28/19

## GAME-BY-GAME LONGEST PLAYS

IOWA			OPPONENT		
Yds	Opponent	Player(s)	Yds	Opponent	Player(s)
45	Miami (Ohio)	Nico Ragaini, reception	30	Miami (Ohio)	Luke Mayock, reception
58	Rutgers	Ihmir Smith-Marsette, reception (TD)	23	Rutgers	Isaih Pacheco, reception
28	at Iowa State	Brandon Smith, reception	73	at Iowa State	Tarique Milton, reception (TD)
52	Middle Tennessee	Toren Young, rush	21	Middle Tennessee	Jimmy Marshall, rush
37	at Michigan	Ihmir Smith-Marsette, kick return	51	at Michigan	Nico Collins, reception
36	Penn State	Ihmir Smith-Marsette, reception	22	Penn State	KJ Hamler, reception (TD)
32	Purdue	Ihmir Smith-Marsette, reception	54	Purdue	David Bell, reception
50	at Northwestern	Tyrone Tracy, Jr., reception (TD)	21	Northwestern	Riley Lees, kick return
75	at Wisconsin	Tyrone Tracy, Jr., reception (TD)	52	Wisconsin	Quintez Cephus, reception
27	Minnesota	Tyrone Tracy, Jr., reception	46	Minnesota	Rashod Bateman, reception
40	Illinois	Shaun Beyer/Ihmir Smith-Marsette, reception	37	Illinois	Brandon Peters, rush





# IOWA FOOTBALL

32 Bowl Games    11 Big Ten Championships    27 Consensus All-Americans    14 CFB Hall of Fame Inductees

## IOWA BIG PLAYS

OPPONENT	Rushing			Passing				Special Teams		
	20-29	30-39	40+	20-29	30-39	40-49	50+	FG BLK	XPT BLK	PUNT BLK
Miami (Ohio)	0	0	0	1	0	2	0	0	0	0
Rutgers	0	1	0	3	1	0	1	0	0	0
at Iowa State	1	0	0	2	0	0	0	0	0	0
MTSU	2	0	1	1	4	0	0	0	0	0
at Michigan	0	0	0	2	2	0	0	0	0	0
Penn State	1	0	0	1	2	0	0	0	0	0
Purdue	1	0	0	3	2	0	0	0	0	0
at Northwestern	0	0	0	0	1	1	1	0	0	0
at Wisconsin	1	0	0	1	0	0	1	0	0	0
Minnesota	2	0	0	3	0	0	0	0	0	0
Illinois	0	0	0	6	0	2	0	0	0	0
at Nebraska										
<b>TOTALS</b>	<b>8</b>	<b>1</b>	<b>1</b>	<b>23</b>	<b>12</b>	<b>5</b>	<b>3</b>	<b>0</b>	<b>0</b>	<b>0</b>

## OPPONENT BIG PLAYS

OPPONENT	Rushing			Passing				Special Teams		
	20-29	30-39	40+	20-29	30-39	40-49	50+	FG BLK	XPT BLK	PUNT BLK
Miami (Ohio)	0	0	0	3	1	0	0	0	0	0
Rutgers	0	0	0	1	0	0	0	0	0	0
at Iowa State	0	0	0	1	0	0	2	0	0	0
MTSU	0	0	0	1	0	0	0	0	0	0
at Michigan	0	0	0	1	0	0	1	0	0	0
Penn State	0	0	0	1	0	0	0	0	0	0
Purdue	0	0	0	2	0	1	1	0	0	0
at Northwestern	0	0	0	1	0	0	0	0	0	0
at Wisconsin	0	1	1	1	0	0	1	0	0	0
Minnesota	0	0	0	3	3	1	0	0	0	0
Illinois	0	1	0	0	1	0	0	0	0	0
at Nebraska										
<b>TOTALS</b>	<b>0</b>	<b>2</b>	<b>1</b>	<b>15</b>	<b>5</b>	<b>2</b>	<b>5</b>	<b>0</b>	<b>0</b>	<b>0</b>

## TURNOVERS FORCED

OPPONENT	Iowa					Opponent			
	FUM	INT	TOT	PTS OFF	MARGIN	FUM	INT	TOT	PTS OFF
Miami (Ohio)	0	1	1	7	0	1	0	1	7
Rutgers	1	2	3	6	+3	0	0	0	0
at Iowa State	2	0	2	3	+2	0	0	0	0
MTSU	0	0	0	0	--	0	0	0	0
at Michigan	0	1	1	0	-3	1	3	4	3
Penn State	0	0	0	0	-2	1	1	2	10
Purdue	1	1	2	7	+1	0	1	1	3
at Northwestern	0	1	1	0	+1	0	0	0	0
at Wisconsin	1	1	2	6	+1	1	0	1	7
Minnesota	0	1	1	0	+1	0	0	0	0
Illinois	1	2	3	3	+2	0	1	0	0
at Nebraska									
<b>Totals</b>	<b>6</b>	<b>20</b>	<b>16</b>	<b>43</b>	<b>+6</b>	<b>4</b>	<b>6</b>	<b>10</b>	<b>30</b>







# IOWA FOOTBALL

32 Bowl Games 11 Big Ten Championships 27 Consensus All-Americans 14 CFB Hall of Fame Inductees

## IOWA DRIVE CHARTS

### MIAMI (OHIO)

QTR.	START	TIME	PLAYS-YDS	TOP	RESULT
1st	IA 25	15:00	9-39	4:28	Downs
	IA 18	8:07	13-79	6:50	FIELD GOAL
2nd	IA 21	11:54	9-79	3:34	TOUCHDOWN
	IA 20	3:59	3-(-6)	1:28	Punt
3rd	IA 18	13:26	7-82	3:20	TOUCHDOWN
	IA 44	8:00	3-56	1:35	TOUCHDOWN
	IA 16	4:44	6-49	3:31	Fumble
	IA 25	12:53	13-75	6:57	TOUCHDOWN
4th	M 23	5:47	6-23	2:44	TOUCHDOWN
	IA 11	0:52	2-10	0:52	Half

### RUTGERS

QTR.	START	TIME	PLAYS-YDS	TOP	RESULT
1st	IA 25	15:00	5-75	2:42	TOUCHDOWN
	IA 3	9:13	3-2	1:04	Punt
	IA 11	6:33	6-24	3:15	Punt
	IA 8	1:01	3-0	1:13	Punt
2nd	IA 3	13:50	11-97	5:37	TOUCHDOWN
	R 44	6:38	6-16	2:48	FIELD GOAL
	R 30	2:58	5-29	2:58	FIELD GOAL
3rd	IA 1	12:51	6-32	3:02	Punt
	IA 2	8:19	7-43	3:41	Punt
4th	IA 44	3:38	2-56	0:48	TOUCHDOWN
	IA 14	14:47	7-61	3:42	FIELD GOAL
	IA 19	9:43	4-23	1:36	Punt
	IA 48	5:54	10-24	4:59	Downs

### IOWA STATE

QTR.	START	TIME	PLAYS-YDS	TOP	RESULT
1st	IA 25	15:00	15-68	7:23	FIELD GOAL
	IA 13	5:39	3-6	0:57	Punt
	IA 20	1:45	7-30	3:21	Punt
2nd	IA 4	9:35	3-2	2:12	Punt
	IA 19	5:01	12-59	5:01	FIELD GOAL
3rd	IA 27	13:58	3-9	1:39	Punt
	IA 20	8:21	12-56	6:06	FIELD GOAL
	ISU 25	0:24	7-25	3:14	TOUCHDOWN
4th	IA 25	7:46	8-54	2:55	FIELD GOAL
	IA 39	2:00	3-(-3)	0:31	Punt
	ISU 22	1:29	3-(-8)	1:29	Half

### MIDDLE TENNESSEE

QTR.	START	TIME	PLAYS-YDS	TOP	RESULT
1st	IA 35	15:00	9-65	3:59	TOUCHDOWN
	IA 25	9:55	9-44	5:01	FIELD GOAL
	IA 29	3:02	5-71	2:47	TOUCHDOWN
2nd	IA 19	12:57	9-81	4:24	TOUCHDOWN
	IA 8	5:12	3-(-1)	1:35	Punt
	IA 1	1:47	13-78	1:45	Missed FG
3rd	IA 21	12:14	5-55	1:22	FIELD GOAL
	IA 20	5:24	7-80	3:05	TOUCHDOWN
	IA 28	0:35	10-72	5:34	TOUCHDOWN
4th	IA 21	7:12	13-79	6:25	TOUCHDOWN

## OPPONENT DRIVE CHARTS

### MIAMI (OHIO)

QTR.	START	TIME	PLAYS-YDS	TOP	RESULT
1st	M 36	10:32	4-8	2:25	Punt
	M 23	1:17	10-77	4:23	TOUCHDOWN
2nd	M 21	8:20	8-27	4:21	Punt
	IA 45	2:31	3-4	1:53	Punt
	M 25	15:00	3-(-1)	1:34	Punt
	M 25	10:06	5-4	2:06	Punt
3rd	M 25	6:25	5-35	1:41	Punt
	M 40	1:13	10-60	3:20	TOUCHDOWN
	M 25	5:56	1-0	0:09	Interception
	M 25	3:03	3-7	2:11	Punt

### RUTGERS

QTR.	START	TIME	PLAYS-YDS	TOP	RESULT
1st	R 14	12:18	6-30	3:05	Punt
	R 41	8:09	3-1	1:36	Punt
	R 40	3:18	6-11	2:17	Punt
2nd	R 50	14:48	3-8	0:58	Punt
	R 25	8:13	3-(-9)	1:35	Punt
	R 25	3:50	3-1	0:52	Interception
3rd	R 25	15:00	3-5	2:09	Punt
	R 26	9:49	4-24	1:30	Punt
	R 9	4:38	3-1	1:00	Punt
4th	R 25	2:50	7-21	3:03	Interception
	R 25	11:05	3-4	1:22	Punt
	R 1	8:07	3-7	2:13	Punt
	R 28	0:55	2-11	0:42	Fumble

### IOWA STATE

QTR.	START	TIME	PLAYS-YDS	TOP	RESULT
1st	ISU 14	7:33	5-86	1:49	TOUCHDOWN
	ISU 34	4:42	6-29	2:57	Punt
2nd	ISU 20	13:24	7-32	3:49	Punt
	ISU 48	7:23	5-33	2:22	Fumble
3rd	ISU 24	14:56	2-76	0:53	TOUCHDOWN
	ISU 13	12:19	8-45	3:58	Punt
	ISU 6	2:09	3-0	1:45	Punt
4th	ISU 25	12:10	13-66	4:24	FIELD GOAL
	ISU 25	4:51	6-36	2:51	Downs

### MIDDLE TENNESSEE

QTR.	START	TIME	PLAYS-YDS	TOP	RESULT
1st	M 25	11:01	3-(-1)	1:06	Punt
	M 25	4:54	3-8	1:52	Punt
	M 25	0:15	6-20	2:18	Punt
2nd	M 25	8:33	6-32	3:21	Punt
	I 41	3:37	3-(-5)	1:50	Punt
3rd	M 25	15:00	5-4	2:46	Punt
	M 25	10:52	13-49	5:28	FIELD GOAL
4th	M 25	2:19	3-4	1:44	Punt
	M 25	10:01	7-17	2:49	Punt





# IOWA FOOTBALL

32 Bowl Games 11 Big Ten Championships 27 Consensus All-Americans 14 CFB Hall of Fame Inductees

## IOWA DRIVE CHARTS

### MICHIGAN

QTR.	START	TIME	PLAYS-YDS	TOP	RESULT
1st	IA 21	13:48	1-(-3)	0:07	Fumble
	IA 25	12:19	4-17	1:42	Punt
	IA 50	8:33	3-(-2)	1:47	Punt
	IA 39	6:05	2-4	0:52	Interception
	IA 35	3:43	14-61	6:25	FIELD GOAL
2nd	IA 20	9:36	9-38	4:07	Punt
	IA 48	3:37	5-19	2:08	Interception
3rd	IA 25	15:00	8-39	3:45	Interception
	IA 20	8:44	5-5	3:37	Punt
	IA 33	1:13	4-28	1:26	Punt
4th	IA 20	11:01	4-7	2:47	Punt
	IA 33	7:08	6-16	4:16	Punt
	IA 43	1:35	8-12	0:58	Downs

### PENN STATE

QTR.	START	TIME	PLAYS-YDS	TOP	RESULT
1st	IA 25	15:00	3-5	1:27	Punt
	IA 17	11:57	10-28	3:26	Punt
	IA 33	7:40	11-38	5:28	FIELD GOAL
	IA 21	0:02	3-6	0:46	Punt
2nd	IA 29	8:36	8-45	3:35	Missed FG
	IA 11	1:46	10-84	1:26	FIELD GOAL
3rd	IA 3	10:32	5-24	2:42	Punt
	IA 8	6:19	4-8	1:33	Fumble
4th	IA 25	2:08	7-34	3:08	Punt
	IA 4	10:13	3-17	0:51	Interception
	IA 13	5:17	12-87	2:46	TOUCHDOWN

### PURDUE

QTR.	START	TIME	PLAYS-YDS	TOP	RESULT
1st	IA 25	15:00	15-63	7:15	FIELD GOAL
	IA 18	5:52	7-56	3:10	FIELD GOAL
2nd	IA 9	11:55	5-21	2:49	Punt
	IA 45	6:49	8-31	4:35	FIELD GOAL
3rd	IA 28	11:53	9-72	4:27	TOUCHDOWN
	P 47	6:47	3-4	1:34	Punt
	IA 33	2:48	7-47	2:54	FIELD GOAL
4th	IA 25	13:33	3-3	0:59	Interception
	IA 10	11:36	5-6	2:48	Punt
	IA 30	7:12	4-16	3:22	Punt
	P 35	2:59	2-35	0:43	TOUCHDOWN

### NORTHWESTERN

QTR.	START	TIME	PLAYS-YDS	TOP	RESULT
1st	IA 30	15:00	3-4	0:57	Punt
	N 21	13:29	4-(-7)	1:30	Missed FG
	IA 50	9:32	3-50	0:54	TOUCHDOWN
	IA 21	6:34	3-7	1:33	Punt
	IA 21	3:52	15-57	6:27	FIELD GOAL
2nd	IA 2	7:43	5-49	3:18	Punt
	IA 46	2:37	3-9	1:59	Punt
3rd	IA 41	11:24	13-59	6:01	TOUCHDOWN
	IA 28	2:16	3-3	1:26	Punt
4th	IA 29	14:48	9-61	4:50	FIELD GOAL
	IA 44	7:09	4-(-14)	2:15	Punt
	N 44	2:21	4-(-5)	2:21	Downs

## OPPONENT DRIVE CHARTS

### MICHIGAN

QTR.	START	TIME	PLAYS-YDS	TOP	RESULT
1st	M 25	15:00	5-14	1:12	Punt
	IA 18	13:41	4-8	1:22	FIELD GOAL
	M 30	10:37	6-70	2:04	TOUCHDOWN
	M 40	6:46	2-5	0:41	Interception
	M 31	5:13	3-4	1:30	Punt
	M 29	12:18	5-17	2:42	Punt
2nd	M 14	5:29	3-0	1:52	Punt
	M 4	1:29	6-56	1:29	Missed FG
	M 30	11:15	5-22	2:31	Punt
3rd	M 19	5:07	6-6	3:54	Punt
	M 20	14:47	10-64	3:46	Missed FG
	M 40	8:14	3-2	1:06	Punt
	M 15	2:52	3-8	1:17	Punt

### PENN STATE

QTR.	START	TIME	PLAYS-YDS	TOP	RESULT
1st	IA 41	13:33	3-(-8)	1:36	Punt
	P 20	8:31	3-1	0:51	Punt
	P 20	2:12	5-17	2:10	Punt
	P 15	14:16	15-85	5:40	TOUCHDOWN
2nd	P 26	5:01	9-26	3:15	Punt
	P 20	15:00	9-34	4:28	Punt
3rd	P 28	7:50	3-2	1:31	Punt
	IA 16	4:46	6-1	2:38	FIELD GOAL
4th	P 10	14:00	10-53	3:47	Punt
	I 35	9:22	8-35	4:05	TOUCHDOWN
	P 25	2:31	6-7	2:31	Half

### PURDUE

QTR.	START	TIME	PLAYS-YDS	TOP	RESULT
1st	P 25	7:45	6-29	1:53	Punt
	P 39	2:42	12-52	5:47	Fumble
2nd	P 20	9:06	3-(-7)	2:17	Punt
	P 22	2:14	7-78	1:36	TOUCHDOWN
3rd	P 25	15:00	8-35	3:07	Interception
	P 18	7:26	3-0	0:39	Punt
	P 11	5:13	5-18	2:25	Punt
4th	P 41	14:54	3-3	1:21	Punt
	IA 9	12:34	4-(-1)	0:58	FIELD GOAL
	P 21	8:48	3-6	1:36	Punt
	P 12	3:50	5-70	0:51	FIELD GOAL
	P 28	2:16	11-72	1:52	TOUCHDOWN

### NORTHWESTERN

QTR.	START	TIME	PLAYS-YDS	TOP	RESULT
1st	N 19	14:03	3-5	0:34	Interception
	N 28	11:59	7-22	2:27	Downs
	N 25	8:38	6-14	2:04	Punt
	N 34	5:01	3-3	1:09	Punt
	N 21	12:20	9-37	4:37	Punt
2nd	N 16	4:25	3-5	1:48	Punt
	N 25	15:00	8-34	3:36	Downs
3rd	N 35	5:23	8-37	3:07	Downs
	N 34	0:50	3-4	1:02	Punt
4th	N 15	9:53	9-41	2:44	Downs
	N 14	4:54	7-16	2:33	Punt





# IOWA FOOTBALL

32 Bowl Games 11 Big Ten Championships 27 Consensus All-Americans 14 CFB Hall of Fame Inductees

## IOWA DRIVE CHARTS

### WISCONSIN

QTR.	START	TIME	PLAYS-Yds	TOP	RESULT
1st	IA 28	12:41	4-15	2:45	Punt
	W 16	8:40	4-10	1:02	FIELD GOAL
	IA 20	1:38	6-39	2:52	Fumble
2nd	IA 25	9:44	8-53	3:13	FIELD GOAL
3rd	IA 25	15:00	4-18	2:02	Punt
	IA 42	10:59	4-15	1:59	Punt
	IA 39	6:11	3-(-2)	1:47	Punt
	IA 25	2:16	9-75	3:10	TOUCHDOWN
	W 47	12:42	10-26	3:15	FIELD GOAL
4th	IA 25	3:23	1-75	0:11	TOUCHDOWN

### MINNESOTA

QTR.	START	TIME	PLAYS-Yds	TOP	RESULT
1st	IA 25	15:00	8-75	3:34	TOUCHDOWN
	IA 32	5:45	9-68	5:27	TOUCHDOWN
2nd	IA 31	9:40	6-69	3:20	TOUCHDOWN
	IA 2	2:24	3-9	1:45	Punt
3rd	IA 25	11:35	8-21	3:35	Punt
	IA 22	1:16	6-20	3:22	Punt
4th	M 39	11:22	10-29	4:09	FIELD GOAL
	M 47	3:27	3-5	1:35	Punt
	M 48	0:46	2-(-6)	0:46	Half

### ILLINOIS

QTR.	START	TIME	PLAYS-Yds	TOP	RESULT
1st	IA 25	15:00	9-75	4:44	TOUCHDOWN
	ILL 43	9:10	5-18	1:00	Missed FG
	IA 25	6:26	3-0	0:59	Punt
	IA 44	4:01	3-6	1:27	Punt
2nd	IA 25	14:17	10-70	4:43	FIELD GOAL
	IA 38	7:14	6-28	2:36	Interception
	IA 44	3:58	5-27	1:32	Missed FG
	ILL 49	0:12	2-22	0:12	FIELD GOAL
3rd	IA 20	13:01	6-20	2:19	Punt
	IA 33	3:57	8-61	4:49	FIELD GOAL
4th	IA 16	10:52	3-9	2:04	Punt
	ILL 47	7:46	9-36	5:02	FIELD GOAL
	ILL 26	1:58	4-5	0:22	Downs

## OPPONENT DRIVE CHARTS

### WISCONSIN

QTR.	START	TIME	PLAYS-Yds	TOP	RESULT
1st	W 25	15:00	5-14	2:19	Punt
	W 17	9:56	3-(-1)	1:16	Fumble
	W 29	7:32	11-58	5:54	Missed FG
2nd	W 41	13:46	7-59	4:02	TOUCHDOWN
	W 24	6:22	13-76	6:08	TOUCHDOWN
3rd	W 15	12:58	3-7	1:59	Punt
	W 9	9:00	6-18	2:49	Punt
	W 14	4:24	4-86	2:08	TOUCHDOWN
4th	W 21	14:00	3-20	1:18	Interception
	W 25	9:27	10-64	5:58	FIELD GOAL
	W 25	3:12	8-62	3:12	Half

### MINNESOTA

QTR.	START	TIME	PLAYS-Yds	TOP	RESULT
1st	M 21	11:21	12-47	5:36	Missed FG
	M 7	0:12	12-87	5:25	FIELD GOAL
2nd	M 25	6:20	9-42	3:56	Punt
	IA 46	0:39	5-44	0:39	FIELD GOAL
3rd	M 34	15:00	6-66	3:25	TOUCHDOWN
	M 10	8:00	12-76	6:44	Downs
4th	M 23	12:54	3-(-1)	1:32	Punt
	M 25	7:13	9-75	3:46	TOUCHDOWN
	M 20	1:52	4-(-11)	1:06	Interception

### ILLINOIS

QTR.	START	TIME	PLAYS-Yds	TOP	RESULT
1st	ILL 25	10:16	3-6	1:06	Interception
	ILL 25	8:10	6-75	1:44	TOUCHDOWN
	ILL 21	5:27	3-2	1:26	Punt
	ILL 11	2:34	7-24	3:17	Punt
2nd	ILL 25	9:34	6-7	2:20	Punt
	ILL 19	4:38	3-2	0:40	Punt
	ILL 29	2:26	9-20	2:14	Downs
3rd	ILL 28	15:00	5-51	1:59	Interception
	ILL 13	10:42	12-54	6:45	Missed FG
4th	ILL 25	14:08	9-65	3:16	FIELD GOAL
	ILL 37	8:48	3-10	1:02	Fumble
	ILL 25	2:44	4-1	0:46	Downs
	ILL 21	1:36	5-7	1:36	Half





# IOWA FOOTBALL

32 Bowl Games 11 Big Ten Championships 27 Consensus All-Americans 14 CFB Hall of Fame Inductees

## PASSING

### Peyton Mansell (So.)

Att: 3 vs. UNI (9/15/18)  
Comp: 2, 2X, last vs. UNI (9/15/18)  
Yards: 35 vs. Northern Illinois (9/1/18)  
Long: 30 vs. Northern Illinois (9/1/18)

### Nate Stanley (Sr.)

Att: 49 at Penn State (10/27/18)  
Comp: 27, 2X, last vs. Northwestern (11/10/18)  
Yards: 333 at Iowa State (9/9/17)  
TDs: 6 at Indiana (10/13/18)  
Long: 75, 2X, last at Wisconsin (11/9/19)

### Spencer Petras (RS Fr.)

Att: 6 vs. Rutgers (9/7/19)  
Comp: 3, 2X, last vs. MTSU (9/28/19)  
Yards: 17 vs. MTSU (9/28/19)  
Long: 9 vs. Rutgers (9/7/19)

### Colten Rastetter (Sr.)

Att: 1, 4X, last vs. Nebraska (11/23/18)  
Comp: 1, 4X, last vs. Nebraska (11/23/18)  
Yards: 18 vs. Ohio State (11/4/17)  
TD: 1 at Penn State (10/27/18)

## RUSHING

### Max Cooper (Jr.)

Att: 1 at Indiana (10/13/18)  
Yards: 9 at Indiana (10/13/18)  
Long: 9 at Indiana (10/13/18)

### Tyler Goodson (Fr.)

Att: 21 vs. Illinois (11/23/19)  
Yards: 97 vs. MTSU (9/28/19)  
Long: 29 vs. Penn State (10/12/19)  
TD: 1, 3X, last vs. Illinois (11/23/19)

### Ivory Kelly-Martin (Jr.)

Att: 24 vs. Maryland (10/20/18)  
Yards: 98 vs. Maryland (10/20/18)  
Long: 57 at Nebraska (11/24/17)  
TD: 2 vs. North Texas (9/16/17)

### Peyton Mansell (So.)

Att: 3 vs. Maryland (10/20/18)  
Yards: 17 vs. Maryland (10/20/18)  
TD: 1 vs. Northern Illinois (9/1/18)  
Long: 16 vs. Maryland (10/20/18)

### Oliver Martin (So.)

Att: 1 vs. Rutgers (9/7/19)  
Yards: 5 vs. Rutgers (9/7/19)  
Long: 5 vs. Rutgers (9/7/19)

### Turner Pallissard (RS Fr.)

Att: 1 vs. MTSU (9/28/19)

### Spencer Petras (RS Fr.)

Att: 1 vs. MTSU (9/28/19)  
Yards: 1 vs. MTSU (9/28/19)  
Long: 1 vs. MTSU (9/28/19)  
TD: 1 vs. MTSU (9/28/19)

### Monte Pottebaum (RS Fr.)

Att: 1 vs. MTSU (9/28/19)

### Nico Ragaini (RS Fr.)

Att: 1 vs. Miami, Ohio (8/31/19)  
Yards: 2 vs. Miami, Ohio (8/31/19)  
Long: 2 vs. Miami, Ohio (8/31/19)

### Colten Rastetter (Sr.)

Att: 1 vs. Ohio State (11/4/17)  
Yards: 7 vs. Ohio State (11/4/17)  
Long: 7 vs. Ohio State (11/4/17)

### Brady Ross (Sr.)

Att: 2, 3X, last vs. Purdue (10/19/19)  
Yards: 5, 2X, last at Minnesota (10/6/18)  
Long: 5 at Minnesota (10/6/18)  
TD: 1 vs. MTSU (9/28/19)

### Mekhi Sargent (Jr.)

Att: 26 vs. Nebraska (11/23/18)  
Yards: 173 vs. Nebraska (11/23/18)  
Long: 32 vs. Nebraska (11/23/18)  
TD: 2, 3X, last at Illinois (11/17/18)

### Ihmir Smith-Marsette (Jr.)

Att: 2, 3X, last vs. Illinois (11/23/19)  
Yards: 28 vs. MTSU (9/28/19)  
Long: 20 vs. Wisconsin (9/22/18)  
TD: 1 vs. MTSU (9/28/19)

### Nate Stanley (Sr.)

Att: 8, 3X, last vs. Minnesota (11/16/19)  
Yards: 20 vs. Miami, Ohio (8/31/19)  
Long: 16 vs. Miami, Ohio (8/31/19)  
TD: 1, 2X, last at Iowa State (9/14/19)

### Tyrone Tracy, Jr. (RS Fr.)

Att: 1, 5X, last vs. Illinois (11/23/19)  
Yards: 11 vs. Minnesota (11/16/19)  
Long: 11 vs. Minnesota (11/16/19)

### Tristan Wirfs (Jr.)

Att: 1 at Penn State (10/27/18)  
Yards: 15 at Penn State (10/27/18)  
Long: 15 at Penn State (10/27/18)

### Toren Young (Jr.)

Att: 21 vs. Iowa State (9/8/18)  
Yards: 131 vs. MTSU (9/28/19)  
Long: 52 vs. MTSU (9/28/19)  
TD: 2 at Illinois (11/17/18)

## RECEIVING

### Shaun Beyer (Jr.)

Catches: 3 vs. Miami, Ohio (8/31/19)  
Yards: 40 vs. Illinois (11/23/19)  
Long: 40 vs. Illinois (11/23/19)

### Max Cooper (Jr.)

Catches: 1, 4X, last at Wisconsin (11/9/19)  
Yards: 7 vs. UNI (9/15/18)  
Long: 7 vs. UNI (9/15/18)

### A.J. Epenesa (Jr.)

Catches: 1 at Michigan State (9/30/17)  
Yards: 15 at Michigan State (9/30/17)  
Long: 15 at Michigan State (9/30/17)

### Tyler Goodson (Fr.)

Catches: 5 at Michigan (10/5/19)  
Yards: 62 at Michigan (10/5/19)  
Long: 31 at Michigan (10/5/19)

### Ivory Kelly-Martin (Jr.)

Catches: 3 vs. Northwestern (11/10/18)  
Yards: 40 at Minnesota (10/6/18)  
TD: 1 vs. Illinois (10/7/17)  
Long: 25, 2X, last vs. Rutgers (9/7/19)

### Sam LaPorta (Fr.)

Catches: 2, 2X, last vs. Illinois (11/23/19)  
Yards: 43 at Northwestern (10/26/19)  
Long: 41 at Northwestern (10/26/19)

### Oliver Martin (So.)

Catches: 2, 2X, last vs. Rutgers (9/7/19)  
Yards: 14 vs. Miami, Ohio (8/31/19)  
Long: 9, 2X, last vs. Rutgers (9/7/19)  
TD: 1 vs. Miami, Ohio (8/31/19)

### Nico Ragaini (RS Fr.)

Catches: 7 vs. Penn State (10/12/19)  
Yards: 55 vs. Penn State (10/12/19)  
Long: 45 vs. Miami, Ohio (8/31/19)  
TD: 1, 2X, last vs. Minnesota (11/16/19)

### Brady Ross (Sr.)

Catches: 1, 7X, last vs. Miami, Ohio (8/31/19)  
Yards: 11 vs. Wisconsin (9/22/18)  
Long: 11 vs. Wisconsin (9/22/18)

### Mekhi Sargent (Jr.)

Catches: 4, 2X, last vs. Miami, Ohio (8/31/19)  
Yards: 65 vs. Miami, Ohio (8/31/19)  
TD: 1 vs. Nebraska (11/23/18)  
Long: 48 vs. UNI (9/15/18)

### Brandon Smith (Jr.)

Catches: 9 vs. Purdue (10/19/19)  
Yards: 106 vs. Purdue (10/19/19)  
TD: 2 vs. MTSU (9/28/19)  
Long: 34 at Michigan (10/5/19)

### Ihmir Smith-Marsette (Jr.)

Catches: 5 vs. Penn State (10/12/19)  
Yards: 121 vs. Illinois (11/23/19)  
TD: 2, 2X, last vs. Rutgers (9/7/19)  
Long: 60 at Minnesota (10/6/18)

### Tyrone Tracy, Jr. (RS Fr.)

Catches: 6, 2X, last vs. Illinois (11/23/19)  
Yards: 130 at Wisconsin (11/9/19)  
TD: 1, 3X, last at Wisconsin (11/9/19)  
Long: 75 at Wisconsin (11/9/19)

### Nate Wieting (Sr.)

Catches: 4 vs. Penn State (10/12/19)  
Yards: 54 vs. Penn State (10/12/19)  
Long: 30 vs. Northern Illinois (9/1/18)

### Toren Young (Jr.)

Catches: 2, 2X, last vs. Mississippi St. (1/1/19)  
Yards: 23 at Northwestern (10/21/17)  
TD: 1 at Indiana (10/13/18)  
Long: 23 at Northwestern (10/21/17)







# IOWA FOOTBALL

32 Bowl Games    11 Big Ten Championships    27 Consensus All-Americans    14 CFB Hall of Fame Inductees

## DEFENSE

### Dane Belton (Fr.)

Tackles: 6 vs. Purdue (10/19/19)  
Solo: 4 vs. Minnesota (11/16/19)  
Asst: 3 vs. Purdue (10/19/19)  
TFL: 1 at Northwestern (10/26/19)

### Seth Benson (RS Fr.)

Tackles: 4 vs. Miami, Ohio (8/31/19)  
Solo: 2 vs. Miami, Ohio (8/31/19)  
Asst: 2, 2X, last at Iowa State (9/14/19)

### Shaun Beyer (Jr.)

Tackles: 1 at Penn State (10/27/18)  
Solo: at Penn State (10/27/18)

### Julius Brents (So.)

Tackles: 4 vs. Wisconsin (9/22/18)  
Solo: 3 at Penn State (10/27/18)  
Asst: 2, 2X, last at Minnesota (10/6/18)  
INT: 1 at Minnesota (10/6/18)  
PB: 2 at Minnesota (10/6/18)

### Jack Campbell (Fr.)

Tackles: 4 vs. Purdue (10/19/19)  
Solo: 2 vs. Purdue (10/19/19)  
Asst: 2 vs. Purdue (10/19/19)

### Djimon Colbert (So.)

Tackles: 8, 3X, last at Iowa State (9/14/19)  
Solo: 6 vs. Miami, Ohio (8/31/19)  
Asst: 5, 2X, last at Iowa State (9/14/19)  
INT: 1 vs. Rutgers (9/7/19)  
TFL: 1, 2X, last vs. Miami, Ohio (8/31/19)  
PB: 1, 4X, last vs. Minnesota (11/16/19)

### Max Cooper (Jr.)

Tackles: 1 vs. UNI (9/15/18)  
Solo: 1 vs. UNI (9/15/18)

### Dillon Doyle (RS Fr.)

Tackles: 7, 2X, last at Wisconsin (11/9/19)  
Solo: 4, 2X, last at Wisconsin (11/9/19)  
Asst: 3, 3X, last at Wisconsin (11/9/19)  
TFL: .5 at Northwestern (10/26/19)  
FF: 1 at Michigan (10/5/19)  
QH: 1 at Northwestern (10/26/19)

### Wes Dvorak (Sr.)

Tackles: 1, 5X, last at Northwestern (10/26/19)  
Solo: 1 vs. Ohio State (11/4/17)  
Asst: 1, 4X, last at Northwestern (10/26/19)

### A.J. Epenesa (Jr.)

Tackles: 8 at Illinois (11/17/18)  
Solo: 5 at Illinois (11/17/18)  
Asst: 4 vs. Penn State (10/12/19)  
Sacks: 2.5 vs. Minnesota (11/16/19)  
TFL: 3.5 at Illinois (11/17/18)  
FF: 1, 8X, last vs. Illinois (11/23/19)  
FR: 1 at Illinois (11/17/18)  
QH: 4 vs. Rutgers (9/7/19)  
PB: 1, 8X, last vs. Purdue (10/19/19)  
Punt Block: 1 at Illinois (11/17/18)

### Joe Evans (RS Fr.)

Tackles: 3 vs. Minnesota (11/16/19)  
Solo: 2 vs. Minnesota (11/16/19)  
Asst: 1, 2X, last vs. Minnesota (11/16/19)  
TFL: 1.5, 2X, last vs. Minnesota (11/16/19)  
Sacks: 1.5, 2X, last vs. Minnesota (11/16/19)  
QH: 1 at Northwestern (10/26/19)

### Chauncey Golston (Jr.)

Tackles: 8, 2X, last vs. Penn State (10/12/19)  
Solo: 5 at Michigan (10/5/19)  
Asst: 4 vs. Penn State (10/12/19)  
Sack: 1, 5X, last vs. Penn State (10/12/19)  
TFL: 2.5 at Northwestern (10/26/19)  
FR: 1, 3X, last vs. Mississippi State (1/1/19)  
INT: 1, 2X, last at Northwestern (10/26/19)  
QH: 3 vs. Purdue (10/19/19)  
PB: 1, 3X, last vs. Illinois (11/23/19)

### Matt Hankins (Jr.)

Tackles: 11 vs. Purdue (10/19/19)  
Solo: 8 vs. Purdue (10/19/19)  
Asst: 4 vs. Boston College (12/27/17)  
TFL: 0.5 vs. Penn State (10/12/19)  
PB: 3 vs. Illinois (11/23/19)  
INT: 1, 2X, last vs. Illinois (11/23/19)

### Jermari Harris (Fr.)

Tackles: 2 vs. MTSU (9/28/19)  
Solo: 2 vs. MTSU (9/28/19)

### D.J. Johnson (RS Fr.)

Tackles: 8 at Iowa State (9/14/19)  
Solo: 6 at Iowa State (9/14/19)  
Asst: 2 at Iowa State (9/14/19)  
PB: 2 at Iowa State (9/14/19)

### Amani Jones (Sr.)

Tackles: 9 at Minnesota (10/6/18)  
Solo: 5 at Minnesota (10/6/18)  
Asst: 4 at Minnesota (10/6/18)  
Sack: 1, 2X, last vs. Miami, Ohio (8/31/19)  
TFL: 2 at Minnesota (10/6/18)  
PB: 1 at Purdue (10/15/16)

### Ivory Kelly-Martin (Jr.)

Tackles: 1, 4X, last at Wisconsin (11/11/17)  
Solo: 1, 2X, last at Wisconsin (11/11/17)  
Asst: 1, 2X, last vs. Minnesota (10/28/17)

### Jack Koerner (So.)

Tackles: 13 vs. Penn State (10/12/19)  
Solo: 5, 4X, last vs. Illinois (11/23/19)  
Asst: 9 vs. Penn State (10/12/19)  
FF: 1 at Michigan (10/5/19)  
FR: 1, 2X, last vs. Illinois (11/23/19)  
PB: 2 at Iowa State (9/14/19)

### Cedrick Lattimore (Sr.)

Tackles: 7 vs. Penn State (10/12/19)  
Solo: 4 at Wisconsin (11/9/19)  
Asst: 5 vs. Penn State (10/12/19)  
Sack: 1, 5X, last at Northwestern (10/26/19)  
TFL: 1, 5X, last at Northwestern (10/26/19)  
FF: 1 at Illinois (11/19/16)  
FR: 1 at Wisconsin (11/9/19)  
QH: 1, 6X, last vs. Illinois (11/23/19)

### Peyton Mansell (So.)

Tackles: 1 vs. UNI (9/15/18)  
Solo: 1 vs. UNI (9/15/18)

### Henry Marchese (RS Fr.)

Tackles: 1 at Iowa State (9/14/19)  
Asst: 1 at Iowa State (9/14/19)

### Kaevon Merriweather (So.)

Tackles: 5 vs. Miami, Ohio (8/31/19)  
Solo: 2 vs. Miami, Ohio (8/31/19)  
Asst: 3 vs. Miami, Ohio (8/31/19)  
PB: 1 vs. Miami, Ohio (8/31/19)

### John Milani (Sr.)

Tackles: 2, 4X, last vs. Illinois (11/23/19)  
Solo: 2 at Purdue (11/3/18)  
Asst: 1, 7X, last vs. Illinois (11/23/19)

### Riley Moss (So.)

Tackles: 6 at Indiana (10/13/18)  
Solo: 6 at Indiana (10/13/18)  
Asst: 2 vs. Maryland (10/20/18)  
TFL: 1 vs. Purdue (10/19/19)  
INT: 2 at Minnesota (10/6/18)  
PB: 2 vs. Maryland (10/20/18)

### Nick Niemann (Jr.)

Tackles: 10 vs. Wisconsin (9/22/18)  
Solo: 4, 2X, last vs. Penn State (10/12/19)  
Asst: 7 vs. Wisconsin (9/22/18)  
Sack: 1 vs. Iowa State (9/8/18)  
TFL: 1, 3X, last at Michigan (10/5/19)  
QH: 1, 3X, last at Iowa State (9/14/19)

### Daviyon Nixon (So.)

Tackles: 7 vs. MTSU (9/28/19)  
Solo: 5 vs. MTSU (9/28/19)  
Asst: 2, 2X, last at Northwestern (10/26/19)  
Sack: 2 at Northwestern (10/26/19)  
TFL: 2.5 vs. MTSU (9/28/19)  
QH: 1, 5X, last vs. Purdue (10/19/19)  
PB: 1 at Northwestern (10/26/19)

### Michael Ojemudia (Sr.)

Tackles: 8, 3X, last vs. Illinois (11/23/19)  
Solo: 8 vs. Illinois (11/23/19)  
Asst: 4, 2X, last vs. Wisconsin (9/22/18)  
TFL: 0.5 vs. Wisconsin (9/22/18)  
INT: 1, 6X, last vs. Illinois (11/23/19)  
PB: 2, 3X, last at Northwestern (10/26/19)

### Landan Paulsen (Sr.)

Tackles: 1 vs. Miami, Ohio (8/31/19)  
Solo: 1 vs. Miami, Ohio (8/31/19)

### Brady Reiff (Sr.)

Tackles: 6 vs. Penn State (10/12/19)  
Solo: 3, 2X, last at Wisconsin (11/9/19)  
Asst: 4 vs. Penn State (10/12/19)  
Sack: 1, 3X, last at Wisconsin (11/9/19)  
TFL: 1, 3X, last at Wisconsin (11/9/19)  
INT: 1 vs. Wyoming (9/2/17)  
QH: 1, 2X, last vs. Miami, Ohio (8/31/19)  
PB: 1, 4X, last at Northwestern (10/26/19)  
FF: 1 vs. Ohio State (11/4/17)

### Terry Roberts (RS Fr.)

Tackles: 2, 4X, last vs. Purdue (10/19/19)  
Solo: 1, 3X, last vs. Minnesota (11/16/19)  
Asst: 2, 2X, last vs. Purdue (10/19/19)





# IOWA FOOTBALL

32 Bowl Games    11 Big Ten Championships    27 Consensus All-Americans    14 CFB Hall of Fame Inductees

## Brady Ross (Sr.)

Tackles: 2 vs. Boston College (12/27/17)  
Solo: 1, 8X, last vs. Penn State (10/12/19)  
Asst: 1 vs. Boston College (12/27/17)  
FR: 1 vs. Michigan (11/12/16)

## Mekhi Sargent (Jr.)

Tackles: 1 at Illinois (11/17/18)  
Solo: 1 at Illinois (11/17/18)

## Austin Schulte (Jr.)

Tackles: 4 vs. Penn State (10/12/19)  
Solo: 2 vs. Illinois (11/23/19)  
Asst: 3 vs. Penn State (10/12/19)  
TFL: 1 vs. Penn State (10/12/19)  
QH: 1 vs. Purdue (10/19/19)

## Noah Shannon (RS Fr.)

Tackles: 1, 4X, last at Northwestern (10/26/19)  
Solo: 1, 2X, last vs. MTSU (9/28/19)  
Asst: 1, 2X, last at Northwestern (10/26/19)  
FF: 1 vs. Rutgers (9/7/19)  
FR: 1 vs. Rutgers (9/7/19)

## Caleb Shudak (RS Fr.)

Tackles: 1, 2X, last vs. Minnesota (11/16/19)  
Solo: 1, 2X, last vs. Minnesota (11/16/19)

## Brandon Smith (Jr.)

Tackles: 1 at Michigan (10/5/19)  
Asst: 1 at Michigan (10/5/19)

## Ihmir Smith-Marsette (Jr.)

Tackles: 1, 2X, last vs. Illinois (11/23/19)  
Solo: 1, 2X, last vs. Illinois (11/23/19)

## Nate Stanley (Sr.)

Tackles: 1, 3X, last vs. Purdue (10/19/19)  
Solo: 1, 3X, last vs. Purdue (10/19/19)

## Geno Stone (Jr.)

Tackles: 8, 3X, last vs. Minnesota (11/16/19)  
Solo: 7, 2X, last at Northwestern (10/26/19)  
Asst: 6 at Nebraska (11/24/17)  
TFL: 2 vs. Illinois (11/23/19)  
Sack: 1 vs. Illinois (11/23/19)  
FF: 1, 3X, last vs. Purdue (10/19/19)  
FR: 1 vs. Purdue (10/19/19)  
INT: 1, 6X, last at Michigan (10/5/19)  
PB: 1, 5X, last vs. Minnesota (11/16/19)  
QH: 1, 2X, last vs. Illinois (11/23/19)

## Jackson Subbert (Sr.)

Tackles: 1, 3X, last at Northwestern (10/26/19)  
Solo: 1, 2X, last at Minnesota (10/6/18)  
Asst: 1 at Northwestern (10/26/19)

## Tyrone Tracy, Jr. (RS Fr.)

Tackles: 1 at Michigan (10/5/19)  
Solo: 1 at Michigan (10/5/19)

## Zach VanValkenburg (Jr.)

Tackles: 3 vs. MTSU (9/28/19)  
Solo: 1, 2X, last at Northwestern (10/26/19)  
Asst: 3 vs. MTSU (9/28/19)

## Barrington Wade (Jr.)

Tackles: 3 vs. MTSU (9/28/19)  
Solo: 1, 3X, last at Wisconsin (11/9/19)  
Asst: 3 vs. MTSU (9/28/19)  
TFL: .5 vs. MTSU (9/28/19)

## John Waggoner (RS Fr.)

Tackles: 1, 2X, last vs. Illinois (11/23/19)  
Solo: 1 vs. Purdue (10/19/19)  
Asst: 1 vs. Illinois (11/23/19)  
TFL: 1 vs. Purdue (10/19/19)  
Sack: 1 vs. Purdue (10/19/19)

## Kristian Welch (Sr.)

Tackles: 12 vs. Illinois (11/23/19)  
Solo: 10 vs. Illinois (11/23/19)  
Asst: 5, 3X, last vs. Minnesota (11/16/19)  
Sacks: 1, 4X, last vs. Illinois (11/23/19)  
TFL: 1.5, 2X, last vs. Illinois (11/23/19)  
FF: 1, 2X, last vs. Illinois (11/23/19)  
INT: 1, 2X, last at Illinois (11/17/18)  
FR: 1 vs. UNI (9/15/18)  
QH: 1 vs. Rutgers (9/7/19)  
PB: 1, 3X, last vs. Minnesota (11/16/19)

## Tristan Wirfs (Jr.)

Tackles: 1 at Penn State (10/27/18)  
Solo: at Penn State (10/27/18)

## Devonte Young (Sr.)

Tackles: 4 vs. Purdue (10/19/19)  
Solo: 4 vs. Purdue (10/19/19)  
Asst: 1, 4X, last vs. Minnesota (11/16/19)  
FR: 1 at Iowa State (9/14/19)

## PUNT RETURNS

### Max Cooper (Jr.)

Returns: 1, 4X, last vs. Illinois (11/23/19)  
Yards: 16 vs. Illinois (11/23/19)  
Long: 16 vs. Illinois (11/23/19)

### Nico Ragaini (RS Fr.)

Returns: 4 at Michigan (10/5/19)  
Yards: 54 at Michigan (10/5/19)  
Long: 17 at Michigan (10/5/19)

### Geno Stone (Jr.)

Returns: 1 vs. Purdue (10/19/19)  
Yards: 8 vs. Purdue (10/19/19)  
Long: 8 vs. Purdue (10/19/19)

## KICKOFF RETURNS

### Amani Jones (Sr.)

Returns: 1 at Michigan State (9/30/17)  
Yards: 15 at Michigan State (9/30/17)  
Long: 15 at Michigan State (9/30/17)

### Ivory Kelly-Martin (Jr.)

Returns: 3, 3X, last at Wisconsin (11/11/17)  
Yards: 67 vs. Penn State (9/23/17)  
Long: 35 at Michigan State (9/30/17)

### Brady Ross (Sr.)

Returns: 1, 2X, last at Purdue (10/15/16)  
Yards: 13 vs. North Dakota St. (9/17/16)  
Long: 13 vs. North Dakota St. (9/17/16)

### Ihmir Smith-Marsette (Jr.)

Returns: 5 vs. Mississippi State (1/1/19)  
Yards: 150 vs. Mississippi State (1/1/19)  
Long: 74 at Nebraska (11/24/17)

## Devonte Young (Sr.)

Returns: 1, 3X, last vs. Nebraska (11/23/18)  
Yards: 24 at Indiana (10/13/18)  
Long: 24 at Indiana (10/13/18)

## SPECIALISTS

### Keith Duncan (Jr.)

FG: 4, 3X, last vs. Illinois (11/23/19)  
FGA: 6 vs. Illinois (11/23/19)  
PAT: 7 at Purdue (10/15/16)  
Long: 49 vs. MTSU (9/28/19)

### Ryan Gersonde (So.)

Punts: 5, 2X, last vs. Minnesota (10/28/17)  
Yards: 263 at Northwestern (10/21/17)  
Avg.: 52.6 at Northwestern (10/21/17)  
Long: 61 at Northwestern (10/21/17)

### Colten Rastetter (Sr.)

Punts: 9 at Wisconsin (11/11/17)  
Yards: 362 at Wisconsin (11/11/17)  
Avg.: 55.0 at Northwestern (10/21/17)  
Long: 69 vs. Northern Illinois (9/1/18)

### Michael Sleep-Dalton (Sr.)

Punts: 7 at Michigan (10/5/19)  
Yards: 290 vs. Rutgers (9/7/19)  
Avg: 48.3 vs. Rutgers (9/7/19)  
Long: 63 vs. Purdue (10/19/19)

### Nate Stanley (Sr.)

Punts: 1, 5X, last at Illinois (11/17/18)  
Yards: 47 vs. Ohio State (11/4/17)  
Avg. 47.0 vs. Ohio State (11/4/17)  
Long: 47 vs. Ohio State (11/4/17)





# IOWA FOOTBALL

32 Bowl Games 11 Big Ten Championships 27 Consensus All-Americans 14 CFB Hall of Fame Inductees

### MOST POINTS

- 1. 63 at Illinois.....11-17-18
- 2. 62 vs. North Texas.....9-25-15
- 62 vs. Northwestern.....11-9-02
- 4. 59 vs. Western Michigan.....9-21-13
- 59 vs. Northwestern.....11-10-01
- 6. 57 vs. Akron.....8-31-02
- 7. 56 at Nebraska.....11-24-17
- 56 vs. Ball State.....9-3-05
- 56 vs. Buffalo.....9-6-03

### FEWEST POINTS ALLOWED

- 1. **0 at Northwestern.....10-26-19**
- 0 vs. Rutgers.....9-7-19**
- 0 at Illinois.....11-17-18
- 0 vs. Maryland.....10-20-18
- 0 at Illinois.....11-19-16
- 0 vs. Ball State.....9-26-10
- 0 vs. Minnesota.....11-21-09
- 0 at Minnesota.....11-22-08
- 0 vs. Florida International.....9-6-08
- 0 vs. Syracuse.....9-8-07
- 0 vs. Ball State.....9-3-05
- 0 vs. Kent State.....9-1-01
- 0 vs. Northern Illinois.....9-18-99

### MOST FIRST DOWNS

- 1. **30 vs. Middle Tennessee.....9-28-19**
- 30 vs. Kent State.....9-1-01
- 3. 29 at Iowa State.....9-9-17
- 29 vs. Indiana.....9-30-00
- 29 vs. Indiana.....10-23-99
- 6. 28 vs. North Texas.....9-16-17
- 28 at Purdue.....11-9-13
- 28 vs. Louisiana-Monroe.....9-24-11
- 28 vs. Ball State.....9-26-10
- 28 at Indiana.....10-11-08
- 28 vs. Minnesota.....11-19-05
- 28 vs. Buffalo.....9-6-03

### FEWEST FIRST DOWNS ALLOWED

- 1. **5 vs. Rutgers.....9-7-19**
- 5 vs. Syracuse.....9-8-07
- 3. 6 vs. Eastern Illinois.....9-4-10
- 6 at Minnesota.....11-22-08
- 6 vs. Penn State.....10-23-04
- 6. 7 vs. Maryland.....10-20-18
- 7. 8 vs. Ball State.....9-26-10
- 8 vs. Arizona.....9-19-09
- 9. 9 at Purdue.....9-27-14
- 9 vs. Western Michigan.....9-21-13
- 9 vs. Georgia Tech.....1-5-10
- 9 vs. Penn State.....10-25-03

### MOST RUSHING ATTEMPTS

- 1. 60 at Iowa State.....9-14-13
- 60 vs. Kent State.....9-4-04
- 3. 59 vs. North Texas.....9-16-17
- 59 vs. Northwestern.....11-10-01
- 5. 58 vs. Western Michigan.....9-21-13
- 58 vs. Missouri State.....9-7-13
- 7. 56 vs. Minnesota.....11-16-02
- 8. 55 at Illinois.....11-15-14
- 9. 53 at Purdue.....10-15-16
- 53 vs. Minnesota.....11-17-01
- 11. 52 vs. Maryland.....10-20-18
- 52 at Purdue.....11-9-13

### FEWEST RUSHING ATT., OPPONENT

- 1. 17 by North Texas.....9-16-17
- 17 by Miami (Ohio).....9-7-02
- 3. **18 by Purdue.....10-19-19**
- 19 by Iowa State.....9-14-19**
- 19 by Kent State.....9-4-05
- 6. 20 by Western Michigan.....9-21-13
- 20 by Michigan State.....10-30-10
- 20 by Michigan.....10-26-02
- 20 by Utah State.....9-21-02
- 20 by Texas Tech.....11-29-01

### MOST RUSHING YARDS

- 1. 376 vs. Akron.....8-31-02
- 2. 365 at Purdue.....10-15-16
- 365 vs. Minnesota.....11-16-02
- 4. **351 vs. Middle Tennessee.....9-28-19**
- 5. 318 at Purdue.....11-9-13
- 6. 313 at Nebraska.....11-24-17
- 7. 304 at Illinois.....11-15-14
- 8. 301 vs. Illinois.....10-1-05
- 9. 300 vs. Utah State.....9-21-02
- 10. 298 vs. Missouri State.....9-7-13

### FEWEST RUSHING YARDS ALLOWED

- 1. -13 vs. Kent State.....9-4-04
- 2. 6 vs. Northern Iowa.....9-15-18
- 3. 7 at Minnesota.....11-22-08
- 4. 10 vs. Montana.....9-2-06
- 5. 14 vs. Miami (Ohio).....9-7-02
- 6. 19 vs. Iowa State.....9-8-18
- 19 vs. Wisconsin.....10-12-05

### MOST PASSES ATTEMPTED

- 1. 61 vs. Indiana.....10-23-99
- 2. 56 at Maryland.....10-18-14
- 3. 55 vs. Ball State.....9-6-14
- 55 vs. Florida.....1-1-06
- 5. 50 at Penn State.....10-27-18
- 6. 51 vs. Minnesota.....11-20-99
- 7. 48 vs. Pittsburgh.....9-17-11
- 8. 47 vs. Michigan State.....11-12-11
- 9. 46 vs. Michigan State.....10-5-13
- 46 vs. Purdue.....11-6-04

### MOST PASSES COMPLETED

- 1. 36 vs. Indiana.....9-30-99
- 2. 35 vs. Ball State.....9-6-14
- 3. 32 at Maryland.....10-18-14
- 32 vs. Florida.....1-1-06
- 5. 31 vs. Northern Iowa.....8-30-14
- 31 vs. Pittsburgh.....9-17-11
- 7. 30 vs. Indiana.....9-30-00
- 8. 29 vs. Ohio State.....10-30-99
- 9. 28 vs. Minnesota.....11-20-99

### FEWEST PASSES ATT., OPPONENT

- 1. 9 by Georgia Tech.....1-5-10
- 2. 10 by Northwestern.....10-27-12
- 3. 13 by Nebraska.....9-23-00
- 13 by Iowa State.....9-11-99
- 5. 14 by Wisconsin.....11-22-14
- 14 by Minnesota.....11-8-14
- 14 by Northwestern.....10-26-13
- 14 by Nebraska.....11-23-12
- 9. 15 by Nebraska.....9-4-99
- 10. 16 by Maryland.....10-20-18
- 16 by Northern Illinois.....9-1-12
- 16 by Wisconsin.....11-13-99

### FEWEST PASSES COMP., OPPONENT

- 1. 2 by Georgia Tech.....1-5-10
- 2. 6 by Maryland.....10-20-18
- 6 by Northern Illinois.....9-1-12
- 6 by Iowa State.....9-11-99
- 5. 7 by LSU.....1-1-14
- 7 by Indiana.....10-11-14
- 7 by Northwestern.....10-27-12
- 7 by Syracuse.....9-8-07
- 7 by Buffalo.....9-6-03
- 10. 8 by Nebraska.....11-23-12
- 8 by Ball State.....9-26-10
- 12. 9 by Minnesota.....10-28-17
- 9 by Northwestern.....11-1-14
- 9 by Maine.....8-30-08
- 9 by Penn State.....11-13-04
- 9 by Minnesota.....10-23-04

### MOST PASSING YARDS

- 1. 426 vs. Indiana.....10-23-99
- 2. 399 vs. Pittsburgh.....9-17-11
- 3. 380 vs. Indiana.....9-30-00
- 4. 377 vs. Minnesota.....11-19-05
- 5. 364 at Minnesota.....11-18-06
- 6. 357 vs. Purdue.....10-8-05

### FEWEST PASSING YARDS ALLOWED

- 1. 12 vs. Georgia Tech.....1-5-10
- 2. **47 vs. Rutgers.....9-7-19**
- 47 vs. Maryland.....10-20-18
- 4. 54 vs. Northern Illinois.....9-1-12
- 5. 56 vs. Ball State.....9-26-10
- 6. 58 vs. Buffalo.....9-6-03
- 7. 63 vs. Nebraska.....11-23-12
- 8. 72 at Purdue.....9-27-14
- 9. 73 vs. Minnesota.....11-20-04
- 10. 74 vs. Maryland.....10-31-15
- 11. 75 vs. Northwestern.....11-1-14
- 12. 79 vs. Syracuse.....9-8-07
- 13. 82 at Illinois.....11-17-18

### MOST TOTAL OFFENSE

- 1. **644 vs. Middle Tennessee.....9-28-19**
- 2. 613 vs. Minnesota.....11-19-05
- 3. 602 vs. Northwestern.....11-10-01
- 4. 593 vs. Akron.....8-31-02
- 5. 587 at Illinois.....11-14-14
- 6. 562 vs. Ball State.....9-26-10
- 7. 552 vs. Indiana.....10-23-99
- 8. 546 at Minnesota.....11-18-06
- 9. 545 vs. Northern Iowa.....9-15-18

### FEWEST TOTAL YARDS ALLOWED

- 1. 103 vs. Syracuse.....9-8-07
- 2. 110 vs. Kent State.....9-4-04
- 3. 112 vs. Ball State.....9-26-10
- 4. 115 vs. Maryland.....10-20-18
- 5. **125 vs. Rutgers.....9-7-19**
- 6. 134 at Minnesota.....11-22-08
- 7. 144 vs. Montana.....9-2-06
- 144 vs. Ball State.....9-3-05

### PUNTING AVERAGE (MIN. OF 4)

- 1. 53.0 at Northwestern.....10-21-17
- 2. 51.5 vs. Western Michigan.....9-9-00
- 3. 51.0 vs. Arizona.....9-19-09
- 4. 50.2 vs. Penn State.....11-4-00
- 5. 50.0 vs. Wisconsin.....11-13-99
- 6. 49.2 vs. LSU.....1-1-05
- 7. 49.0 vs. Miami (Ohio).....9-7-02

### MOST TIME OF POSSESSION

- 1. 41:53 vs. Kent State.....9-4-04
- 2. 40:55 vs. Maryland.....10-20-18
- 3. 40:45 vs. North Texas.....9-16-17
- 4. 38:42 vs. Northern Illinois.....9-1-12
- 5. 38:27 vs. Michigan.....10-26-02
- 6. 38:18 vs. Missouri State.....9-7-13
- 7. 38:07 at Indiana.....10-11-08
- 8. 38:03 at Iowa State.....9-14-13
- 9. 37:56 vs. Arizona.....9-19-09
- 10. **37:38 vs. Rutgers.....9-7-19**
- 11. 37:37 at Minnesota.....11-22-08
- 12. 37:36 vs. Nebraska.....11-28-14

Bold denotes 2019





# IOWA FOOTBALL

## #20/#19 IOWA HAWKEYES (1-0) VS. MIAMI REDHAWKS (0-1)

SATURDAY, AUG. 31, 2019 -- KINNICK STADIUM

	1	2	3	4	FINAL
MIAMI, OHIO	0	7	0	7	14
IOWA	3	7	14	14	38

ATTENDANCE: 69,250

TEMPERATURE: 70 DEGREES

TIME OF GAME: 3 HOURS, 5 MINUTES

UP NEXT: IOWA vs. RUTGERS | SEPT. 7 | 11 A.M. | FS1

### IOWA NOTES

#### POSTGAME NOTES

Iowa (1-0) defeated Miami, Ohio (0-1), 38-14 on Saturday at Kinnick Stadium

#### INDIVIDUAL NOTES

QB Nate Stanley threw 3 touchdowns to raise his career total to 55, 1 behind Ricky Stanzi (56) for third all-time in program history. He has 15 career multi-touchdown games.

QB Nate Stanley had 252 yards passing, raising his career total to 5,603 and passing C.J. Beathard for eighth all-time in school history.

LG Landan Paulsen and RG Levi Paulsen became the first set of twin brothers to start for the Hawkeyes since SS Kent Ellis and CB Kevin Ellis in 1980. The last brothers to start in the same game for the Hawkeyes were James and LeShun Daniels. James was Iowa's starting center in the 2016 season opener against Miami (Ohio), and LeShun was Iowa's starting running back.

K Keith Duncan scored 8 points (1 FG, 5 PAT). Duncan had not played in game since January 1, 2017 at the Outback Bowl.

WR Oliver Martin made his Hawkeye debut and caught a 9-yard touchdown. Martin had one receiving touchdown for Michigan in 2018.

#### MISCELLANEOUS

Iowa is 97-32-2 (.740) in season-opening games, including a 18-3 mark under coach Kirk Ferentz. The Hawkeyes have won six straight season openers and are 18-1 since 2001. Iowa has won nine straight nonconference games over the last two seasons.

Iowa opened the season under the lights at Kinnick Stadium for the first time in program history. Iowa has hosted 19 night games in Kinnick Stadium's history, holding a 13-6 record in those contests.

Miami won the toss and elected to defer. The Hawkeyes have played 254 games under head coach Kirk Ferentz. Iowa has opened the game on offense 190 times (117-73). The Hawkeyes have opened the game on defense 64 times (36-28).

Ten different Hawkeyes had at least one reception. Including career firsts from TE Sean Beyer, WR Oliver Martin (first as a Hawkeye), and RB Tyler Goodson.

#### Instant replay:

1) Miami player made the line to gain for a first down (reversed)

#### UP NEXT

The Hawkeyes host Rutgers on Sept. 7 at 11 a.m. (CT) at Kinnick Stadium.

### SCORING SUMMARY

#### First Quarter

IA -- Keith Duncan, 21-yard field goal

#### Second Quarter

MU -- Jack Sorensen, 11-yard pass from Gabbert (Sloman kick)

IA -- Brandon Smith, 9-yard pass from Stanley (Duncan kick)

#### Third Quarter

IA -- Oliver Martin, 9-yard pass from Stanley (Duncan kick)

IA -- Mekhi Sargent, 2-yard rush (Duncan kick)

#### Fourth Quarter

MU -- Andrew Homer, 20-yard pass from Gabbert (Sloman kick)

IA -- Toren Young, 2-yard rush (Duncan kick)

IA -- Smith-Marsette, 6-yard pass from Stanley (Duncan kick)

### TEAM STATS

MU	TEAM STATS	IOWA
11	First Downs	26
25-59	Rushes-Yards	41-213
189	Passing Yards	252
17-27-1	Com-Att-Int	21-30-0
52-245	Total Offense	71-465
7-42.9	Punts-Avg.	1-31
0-0	Fumbles-Lost	1-1
10-77	Penalties-Yards	5-32
24:03	Possession Time	35:57

### INDIVIDUAL LEADERS

#### RUSHING:

MU: Johnson 6-22; Thomas 5-18; Bester 5-16

IOWA: Sargent 14-91; Young 9-48

#### PASSING:

MU: Gabbert 17-27-186, 2 TD, 1 INT

IOWA: Stanley 21-30-252, 3 TD, 0 INT

#### RECEIVING:

MU: Sorenson 5-44; Johnson 5-23; Mayock 3-65

IOWA: Sargent 4-65; Smith-Marsette 4-35-1; Beyer 3-30

#### TACKLES:

MU: Weatherford 10; McWood 10; Brown 7

IOWA: Colbert 8; Welch 8; Merriweather 5







# IOWA FOOTBALL

## #20/19 IOWA HAWKEYES (2-0, 1-0) VS. RUTGERS (1-1, 0-1)

SATURDAY, SEPT. 7, 2019 -- KINNICK STADIUM

	1	2	3	4	FINAL
RUTGERS	0	0	0	0	0
IOWA	7	13	7	3	30

ATTENDANCE: 61,808

TEMPERATURE: 72 DEGREES

TIME OF GAME: 3 HOURS, 6 MINUTES

UP NEXT: IOWA at IOWA STATE | SEPT. 13 | 3 P.M. | FS1

### IOWA NOTES

#### INDIVIDUAL NOTES

QB Nate Stanley threw three touchdowns today (58, 7) to raise his career total to 58 and pass Ricky Stanzi (56) for third in program history. Only Chuck Long (74) and Drew Tate (61) have more career passing touchdowns than Stanley.

QB Nate Stanley has thrown at least one touchdown in seven straight games, the longest streak of his career. He threw three touchdowns today and has 16 career multi-touchdown games. He has 10 career games with at least three passing touchdowns. Only Chuck Long has more in program history (11).

QB Nate Stanley passed for 236 yards today, raising his career total to 5,839 and passing James Vandenberg (5,786) for seventh on Iowa's all-time list.

WR Ihmir Smith-Marsette recorded his first career 100-yard receiving game. He had a career-high 113 yards receiving, and tied career highs in receptions (4) and receiving touchdowns (2).

WR Tyrone Tracy scored his first career touchdown, a 7-yard reception from QB Nate Stanley.

RB Ivory Kelly-Martin tied a career-long with a 25-yard reception to set up Iowa's second touchdown.

PK Keith Duncan connected on a career-long 46-yard field goal in the second quarter.

LB Djimon Colbert recorded his first career interception (6-yard return). The turnover set up a 19-yard field goal before halftime.

DB Michael Ojemudia recorded an interception, his second of the season and fifth of his career.

#### MISCELLANEOUS

Iowa's defense allowed five first downs, tied for the lowest in the Ferentz era, and 125 yards total offense, the fourth lowest total in the Ferentz era.

Iowa allowed 41 yards passing, the second lowest in the Ferentz era (Georgia Tech, Jan. 5, 2010). The Hawkeyes registered eight quarterback hurries, four by DE A.J. Epenesa.

Iowa recorded its first shutout since blanking Illinois 63-0 on Nov. 17, 2018.

Rutgers gained zero total yards on nine offensive plays in the second quarter.

The Hawkeyes have scored in every quarter this season.

### SCORING SUMMARY

#### First Quarter

IA -- Ihmir Smith-Marsette, 58-yard pass from Stanley (Duncan kick)

#### Second Quarter

IA -- Tyrone Tracy, 7-yard pass from Stanley (Duncan kick)

IA -- Keith Duncan, 46-yard field goal

IA -- Keith Duncan, 19-yard field goal

#### Third Quarter

IA -- Ihmir Smith-Marsette, 23-yard pass from Stanley (Duncan kick)

#### Fourth Quarter

IA -- Keith Duncan, 43-yard field goal

### TEAM STATS

RU	TEAM STATS	IOWA
5	First Downs	23
23-84	Rushes-Yards	39-194
189	Passing Yards	244
9-26-2	Com-Att-Int	19-34-0
49-125	Total Offense	73-438
10-47.6	Punts-Avg.	6-48.3
1-1	Fumbles-Lost	0-0
7-61	Penalties-Yards	4-37
22:22	Possession Time	37:38

### INDIVIDUAL LEADERS

#### RUSHING:

RU: Pacheco 10-42; Blackshear 6-30

IOWA: Sargent 13-59; Young 9-59; Goodson 10-53

#### PASSING:

RU: Carter 5-15-22, 0 TD, 1 INT

IOWA: Stanley 16-28-236, 3 TD, 0 INT

#### RECEIVING:

RU: Blackshear 4-(-1); Pacheco 3-25; Melton 1-17

IOWA: Smith-Marsette 4-113-2; Tracy 3-42; Ragaini 3-21

#### TACKLES:

RU: Fogg 7; Singleton 7; Young 4

IOWA: Welch 8; Colbert 5; Stone 4





# IOWA FOOTBALL

## #19/18 IOWA HAWKEYES (3-0) at IOWA STATE (1-1)

SATURDAY, SEPT. 14, 2019 -- JACK TRICE STADIUM

	1	2	3	4	FINAL
IOWA	3	3	3	9	18
IOWA STATE	7	0	7	3	17

ATTENDANCE: 61,500

TEMPERATURE: 72 DEGREES

TIME OF GAME: 5 HOURS, 54 MINUTES

UP NEXT: IOWA vs. MIDDLE TENNESSE STATE | SEPT. 28 | TIME TBA

### IOWA NOTES

Iowa (3-0) defeated Iowa State (1-1), 18-17, on Saturday at Jack Trice Stadium.

It is the first time in 67 meetings the game was decided by a single point.

Iowa retains possession of the Cy-Hawk Trophy. Iowa is 14-3 in its last 17 rivalry trophy games (Iowa State, Minnesota, Nebraska, Wisconsin).

Iowa has won five straight in the series, its longest streak since winning 15 in a row from 1983-97. The Hawkeyes have won four straight in Ames. Iowa improved to 45-22 in the series.

Saturday's game is the second event in the 16th annual Iowa Corn Cy-Hawk series. Iowa leads the 2019-20 Iowa Corn Cy-Hawk Series, 5-0 with wins in soccer and football.

#### INDIVIDUAL NOTES

QB Nate Stanley totaled 222 yards of offense, raising his career total to 5,979, seventh most in school history. He passed James Vandenberg (5,853) and Matt Sherman (5,948) in today's game.

K Keith Duncan set a career high with four field goals (25, 40, 42, 39). His 39-yard field goal with 4:51 left in the fourth quarter proved to be the game winner. He is 8-8 on field goal attempts this season, and 4-4 on attempts 40 yards or longer.

P Michael Sleep-Dalton averaged 47.2 yards on five punts. He had punts of 50 and 51 yards.

WR Nico Ragaini led Iowa with a career-high five receptions.

DB D.J. Johnson led Iowa with a career-high nine tackles. He had seven solo stops, one tackle-for-loss, and two pass breakups.

FS Jack Koerner had a career-high eight tackles. LB Djimon Colbert and DB Geno Stone matched their career highs with eight tackles.

#### MISCELLANEOUS

Iowa held a 2-0 advantage in turnovers, including a fumble recovery in the fourth quarter to clinch the game. Iowa has not had a turnover against Iowa State since 2015.

Iowa has won 10 straight non-conference games since the 2017 season opener.

The game was delayed twice due to weather for a total of 2 hours and 55 minutes. The first delay lasted 49 minutes. The second delay lasted 2 hours and 6 minutes. . It is the second time Iowa has experienced an in-game weather delay (Iowa vs. Tennessee Tech, Sept. 3, 2011,

### SCORING SUMMARY

#### First Quarter

IA -- Keith Duncan, 25-yard field goal

ISU -- Pettway, 51-yard pass from Jones (Assalley kick)

#### Second Quarter

IA -- Keith Duncan, 40-yard field goal

#### Third Quarter

ISU -- Milton, 73-yard pass from Purdy (Assalley kick)

IA -- Keith Duncan, 42-yard field goal

#### Fourth Quarter

IA -- Nate Stanley, 1-yard rush (2-point conversion failed)

ISU -- Assalley 26-yard field goal

IA -- Keith Duncan, 39-yard field goal

### TEAM STATS

IOWA	TEAM STATS	IOWA STATE
18	First Downs	20
37-112	Rushes-Yards	19-91
201	Passing Yards	327
22-35-0	Com-Att-Int	25-35-0
72-313	Total Offense	54-418
5-47.2	Punts-Avg.	4-39.2
0-0	Fumbles-Lost	2-2
4-15	Penalties-Yards	5-21
34:58	Possession Time	25:02

### INDIVIDUAL LEADERS

#### RUSHING:

ISU: Nwangwu 6-54; Purdy 9-34

IOWA: Sargent 13-58; Kelly-Martin 5-20;

#### PASSING:

ISU: Purdy 24-34-276, 1 TD, 0 INT

IOWA: Stanley 22-35-201, 0 TD, 0 INT

#### RECEIVING:

ISU: Milton 8-144; Pettway 5-83

IOWA: Ragaini 5-43; B. Smith 4-51; Smith-Marsette 3-46

#### TACKLES:

ISU: Eisworth 15; White 11; Johnson 8

IOWA: Johnson 9; Colbert 8; Koerner 8; Stone 8





# IOWA FOOTBALL

## #14 IOWA HAWKEYES (4-0) vs. MIDDLE TENNESSEE (1-3)

SATURDAY, SEPT. 28, 2019 -- KINNICK STADIUM

	1	2	3	4	FINAL
MIDDLE TENNESSEE	0	0	3	0	3
#14 IOWA	17	7	10	14	48

ATTENDANCE: 63,706

TEMPERATURE: 63 DEGREES

TIME OF GAME: 3 HOURS, 6 MINUTES

UP NEXT: IOWA at MICHIGAN | OCT. 5 | 11 AM (CT)

### IOWA NOTES

Iowa had 644 yards of total offense, the most in the Ferentz era (previous best was 613 vs. Minnesota in 2005). Iowa's 351 rushing yards rank fourth in the Ferentz era.

#### INDIVIDUAL NOTES

QB Nate Stanley made his 30th consecutive start at quarterback. The only other players in school history with 30 or more consecutive starts at quarterback are Chuck Long (47), Matt Sherman (32), and Matt Rodgers (31). Stanley is 21-9 in 30 career starts.

QB Nate Stanley improved to 11-0 all-time against non-conference opponents (9-0 in the regular season, 2-0 in bowl games).

QB Nate Stanley totaled 275 yards of offense, raising his career total to 6,244, sixth most in school history. He passed C.J. Beathard (5,991) in today's game.

QB Nate Stanley threw two touchdown passes, raising his career total to 60. He has 17 career multi-touchdown games. He is one of three players in school history to throw 60 or more touchdowns (Drew Tate, 61; Chuck Long, 74).

K Keith Duncan kicked a career-long 49-yard field goal on Iowa's second possession. He connected on a 42-yard attempt in the third quarter. He is 6-6 on attempts 40 yards or longer this season. His miss from 39 yards was his first miss of the season. He is 10-11 on field goal attempts this season.

DE Daviyon Nixon had a career-high seven tackles and 2.5 tackles-for-loss (14 yards). He registered his first career sack (8 yards)

RB Toren Young rush for a career-high 131 yards. It is his first career 100-yard rushing game.

WR Tyrone Tracy had a career-high 85 yards receiving.

TE Shaun Beyer's 27-yard reception is a career-long.

WR Brandon Smith set career highs in receptions (6), receiving yards (71), and receiving touchdowns (2).

RB Tyler Goodson rushed for a career-high 97 yards on a career-high 12 attempts.

Three Hawkeyes scored their first career rushing touchdowns: FB Brady Ross (1), WR Ihmir Smith-Marsette (14), and QB Spencer Petras (1).

### SCORING SUMMARY

#### First Quarter

IA -- Mekhi Sargent, 4-yard rush (Duncan kick)  
 IA -- Keith Duncan, 49-yard field goal  
 IA -- Brandon Smith, 18-yard pass from Stanley (Duncan kick)

#### Second Quarter

IA -- Brady Ross, 1-yard rush (Duncan kick)

#### Third Quarter

IA -- Keith Duncan, 42-yard field goal  
 MT -- Crews Holt, 43-yard field goal  
 IA -- Ihmir Smith-Marsette, 14-yard rush (Duncan kick)

#### Fourth Quarter

IA -- Brandon Smith, 10-yard pass from Stanley (Duncan kick)  
 IA -- Spencer Petras, 1-yard rush (Duncan kick)

### TEAM STATS

MIDDLE TENNESSEE	TEAM STATS	IOWA
12	First Downs	30
24-80	Rushes-Yards	51-351
136	Passing Yards	293
17-27-0	Com-Att-Int	20-29-0
51-216	Total Offense	80-644
8-41.9	Punts-Avg.	1-34
0-0	Fumbles-Lost	0-0
8-72	Penalties-Yards	3-20
24:03	Possession Time	35:57

### INDIVIDUAL LEADERS

#### RUSHING:

MT: O'Hara 10-33; McDonald 6-22  
 IOWA: Young 11-131; Goodson 12-97; Sargent 14-91

#### PASSING:

MT: O'Hara 15-22-110, 0 TD, 0 INT  
 IOWA: Stanley 17-25-276, 2 TD, 0 INT

#### RECEIVING:

MT: Pierce 6-43; Lee 2-16  
 IOWA: Smith 6-71; Smith-Marsette 4-60; Tracy 3-85

#### TACKLES:

MT: Moffatt 12; Blankenship 8; Brooks 7  
 IOWA: Welch 9; Ojemudia 7; Nixon 7





# IOWA FOOTBALL

#14 IOWA HAWKEYES (4-1, 1-1) at #19 MICHIGAN (4-1, 2-1)

SATURDAY, OCT. 5, 2019 -- MICHIGAN STADIUM

	1	2	3	4	FINAL
#14 IOWA	0	3	0	0	3
#19 MICHIGAN	10	0	0	0	10

ATTENDANCE: 111,519

TEMPERATURE: 55 DEGREES

TIME OF GAME: 3 HOURS, 25 MINUTES

UP NEXT: IOWA vs. PENN STATE | OCT. 12 | 6:30 PM (CT)

## IOWA NOTES

### INDIVIDUAL NOTES

QB Nate Stanley passed for 260 yards, raising his career total to 6,576. He passed Matt Sherman (6,399) in today's game for sixth all-time in program history.

DB Geno Stone's interception in the second quarter was his first of the season and sixth of his career. He tied for the team lead with four interceptions in 2018.

WR Ihmir Smith-Marsette's 37-yard kickoff return was a season-long.

DE Chauncey Golston tied for the team-lead with a career-high eight tackles. LB Kristian Welch also had eight tackles. Welch has led or shared the team lead in tackles in four-of-five games this season.

WR Nico Ragaini led Iowa with a career-high six catches. His 46 yards receiving are also a career best.

RB Tyler Goodson set career highs in receptions (6) and receiving yards (62). His 62 receiving yards led the team.

On his fourth pass attempt, QB Nate Stanley threw his first interception of the season, ending his streak of 139 attempts without an interception. Stanley threw three interceptions, a career-high, and the most by a Hawkeye quarterback since C.J. Beathard threw three interceptions against Florida at the 2017 Outback Bowl.

### MISCELLANEOUS

The 10 points allowed by Iowa are the fewest points allowed in a loss since falling to Iowa State, 9-6, on Sept. 8, 2012. Iowa came into the game 61-1 when holding opponents to 10 points or fewer under Kirk Ferentz.

RB Mekhi Sargent's fumble on Iowa's first play from scrimmage was the first fumble lost by a Hawkeye tailback (Goodson, Kelly-Martin, Sargent, Young) in 186 carries (at Northwestern, Nov. 10, 2018).

Michigan's 2-yard touchdown rush in the second quarter was the first rushing touchdown allowed by Iowa this season.

The Hawkeyes were held scoreless in the first quarter. It was the first time this year Iowa was held scoreless in a quarter, and the first time in 19 quarters dating back to the first quarter of the 2019 Outback Bowl.

Iowa was held out of the endzone for the first time since the 2017 Outback Bowl (L, 30-3).

Today's attendance was 111,519, the second largest crowd ever for an Iowa football game. The top five attended games are all at Michigan.

## SCORING SUMMARY

### First Quarter

UM -- Jake Moody, 28-yard field goal

UM -- Zach Charbonnet, 2-yard rush (Nordin kick)

### Second Quarter

IA -- Keith Duncan, 22-yard field goal

### Third Quarter

### Fourth Quarter

## TEAM STATS

IOWA	TEAM STATS	MICHIGAN
18	First Downs	13
30-1	Rushes-Yards	33-120
260	Passing Yards	147
23-42-3	Com-Att-Int	14-26-1
72-261	Total Offense	59-267
7-38.3	Punts-Avg.	8-45.6
1-1	Fumbles-Lost	2-0
8-60	Penalties-Yards	4-35
33:57	Possession Time	26:03

## INDIVIDUAL LEADERS

### RUSHING:

IOWA: Young 8-49; Goodson 6-15

MICHIGAN: Charbonnet 13-42; Wilson 4-28

### PASSING:

IOWA: Stanley 23-42-260, 0 TD, 3 INT

MICHIGAN: Patterson 14-26-147, 0 TD, 1 INT

### RECEIVING:

IOWA: Ragaini 6-46; Goodson 5-62; Smith-Marsette 4-60

MICHIGAN: Peoples-Jones 4-26; Collins 3-63

### TACKLES:

IOWA: Welch 8; Golston 8; Niemann 7

MICHIGAN: Hudson 11; Glasgow 9; Hill 6







# IOWA FOOTBALL

#10 PENN STATE (6-0, 3-0) vs. #17 IOWA HAWKEYES (4-2, 1-2)

SATURDAY, OCT. 12, 2019 -- KINNICK STADIUM

	1	2	3	4	FINAL
#10 PENN STATE	0	7	3	7	17
#17 IOWA	3	3	0	6	12

ATTENDANCE: 69,034

TEMPERATURE: 54 DEGREES

TIME OF GAME: 3 HOURS, 26 MINUTES

UP NEXT: IOWA vs. PURDUE | OCT. 19 | 11 A.M. (CT)

## IOWA NOTES

### INDIVIDUAL NOTES

FS Jack Koerner had a game and career-high 13 tackles, the most by a Hawkeyes since LB Josey Jewell had 13 against Purdue in 2017. Four more Hawkeyes set career highs in tackles: DL Cedrick Lattimore (7), DL Brady Reiff (6), LB Dillon Doyle (5), and DL Austin Schulte (4). DE Chauncey Golston tied his career high with eight tackles.

QB Nate Stanley set season highs in completions (25), attempts (43), and passing yards (286).

Three Hawkeyes set career highs in receptions and receiving yards: Brandon Smith (7-86), Nico Ragaini (7-55), and Nate Wieting (4-54). WR Ihmir Smith-Marette set a career high in receptions (5).

QB Nate Stanley threw one touchdown pass, raising his career total to 61 and tying Drew Tate for second all-time in program history. He trails Chuck Long (74) on the all-time list.

QB Nate Stanley passed for 286 yards, raising his career total to 6,862. He passed Matt Rodgers (6,725) for fifth in school history. Stanley totaled 281 yards of offense tonight, raising his career total to 6,720 yards of total offense, fifth all-time. He passed Chuck Hartlieb tonight on Iowa's all-time list.

RB Tyler Goodson's 29-yard rush in the second quarter was a career long.

RG Mark Kallenberger made his first career start.

### MISCELLANEOUS

The last three games in the series have been decided by one possession.

Iowa scored three points in the first quarter. It is the first time this season Penn State allowed points in the first quarter.

Penn State won the toss and deferred. The Hawkeyes have played 259 games under head coach Kirk Ferentz. Iowa has opened the game on offense 194 times (120-74). The Hawkeyes have opened the game on defense 65 times (36-29).

### Instant replay:

- 1) Penn State touchdown (confirmed)
- 2) Penn State touchdown (reversed)
- 3) Nate Stanley incomplete pass (confirmed)
- 4) Penn State targeting (reversed)
- 5) Iowa touchdown (confirmed)

### UP NEXT

The Hawkeyes host Purdue on Oct. 19 at Kinnick Stadium. Kickoff is at 11 a.m. (CT). The game is televised on ESPN2.

## SCORING SUMMARY

### First Quarter

IA -- Keith Duncan, 47-yard field goal

### Second Quarter

PSU -- KJ Hamler, 22-yard pass from Clifford (Pinegar kick)

IA -- Keith Duncan, 24-yard field goal

### Third Quarter

PSU -- Jake Pinegar, 33-yard field goal

### Fourth Quarter

PSU -- Noah Cain, 5-yard touchdown rush (Pinegar kick)

IA -- B. Smith, 33-yard pass from Stanley (2-pt conversion failed)

## TEAM STATS

PENN STATE	TEAM STATS	IOWA
20	First Downs	21
53-177	Rushes-Yards	30-70
117	Passing Yards	286
12-24-0	Com-Att-Int	25-43-1
77-294	Total Offense	73-356
7-42.1	Punts-Avg.	5-35.0
0-0	Fumbles-Lost	3-1
8-80	Penalties-Yards	1-5
32:52	Possession Time	27:08

## INDIVIDUAL LEADERS

### RUSHING:

PENN STATE: Cain 22-102; Clifford 16-52

IOWA: Goodson 8-35; Young 7-22

### PASSING:

PENN STATE: Clifford 12-24-117, 1 TD, 0 INT

IOWA: Stanley 25-43-286, 1 TD, 1 INT

### RECEIVING:

PENN STATE: Hamler 7-61; Freiermuth 2-25

IOWA: Smith 7-86; Ragaini 7-55; Smith-Marsette 5-72

### TACKLES:

PENN STATE: Reid 7; Wade 7; Mustipher 7

IOWA: Koerner 13; Welch 8; Golston 8





# IOWA FOOTBALL

PURDUE BOILERMAKERS (2-5, 1-3) vs. #23 IOWA HAWKEYES (5-2, 2-2)

SATURDAY, OCT. 19, 2019 -- KINNICK STADIUM

	1	2	3	4	FINAL
PURDUE	0	7	0	13	20
#23 IOWA	6	3	7	10	26

ATTENDANCE: 69,250

TEMPERATURE: 58 DEGREES

TIME OF GAME: 3 HOURS, 13 MINUTES

UP NEXT: IOWA at NORTHWESTERN | OCT. 26 | 11 A.M. (CT)

## IOWA NOTES

### INDIVIDUAL NOTES

WR Brandon Smith set career highs in receptions (9) and receiving yards (106). It is his first career 100-yard receiving game. Smith left the game following his ninth reception with 4:21 left in the fourth quarter and did not return.

QB Nate Stanley made his 33rd consecutive start, the second longest streak by a Hawkeye QB in program history (Long, 47).

QB Nate Stanley passed for 260 yards, raising his career total to 7,122. He passed Chuck Hartlieb (6,934) for fourth in school history. Stanley totaled 269 yards of offense tonight, raising his career total to 6,989 yards of total offense, fourth all-time. He passed Matt Rodgers (6,855) on Iowa's all-time list.

DL John Waggoner's 7-yard sack in the second quarter was his first career tackle.

RB Tyler Goodson's 1-yard touchdown rush in the third quarter was the first touchdown of his career.

WR Ihmir Smith-Marsette caught 3 passes for 57 yards. He has 991 career receiving yards. He is nine yard shy of becoming the 42nd player in program history to reach 1,000 yards receiving.

LB Dillon Doyle made his first career start.

RB Mekhi Sargent's 14-yard touchdown rush in the fourth quarter ties for Iowa's longest touchdown rush (Smith-Marsette) of the season. Iowa has nine touchdown rushes this season (2, 2, 1, 4, 1, 14, 1, 1, 14).

K Keith Duncan connected on four field goals (30, 44, 42, 38). He is 10-11 on field goal tries of 40-yards or more.

P Michael Sleep-Daulton's 63-yard punt in the fourth quarter was a season-long.

DB Matt Hankins recovered a fumble in the second quarter. SS Geno Stone forced the fumble. It is the first career fumble recovery by Hankins, the third career forced fumble for Stone. Hankins had a game and career-high 11 tackles. Freshman Dane Belton had a career-high six tackles.

### MISCELLANEOUS

Iowa's defense allowed 33 yards rushing, the lowest total allowed against a Big Ten team since holding Minnesota to 30 yards rushing in 2013. Purdue rushed 18 times, the third lowest total by any opponent in the Ferentz era.

## SCORING SUMMARY

### First Quarter

IA -- Keith Duncan, 30-yard field goal

IA -- Keith Duncan, 44-yard field goal

### Second Quarter

IA -- Keith Duncan, 42-yard field goal

PU -- David Bell, 7-yard pass from Plummer (Dellinger kick)

### Third Quarter

IA -- Tyler Goodson, 1-yard rush (Duncan kick)

### Fourth Quarter

IA -- Keith Duncan, 38-yard field goal

PU -- J.D. Dillinger, 27-yard field goal

PU -- J.D. Dillinger, 36-yard field goal

IA -- Mekhi Sargent, 14-yard rush (Duncan kick)

PU -- Payne Durham, 1-yard pass from Plummer (Dellinger kick)

## TEAM STATS

PURDUE	TEAM STATS	IOWA
17	First Downs	19
18-33	Rushes-Yards	33-102
327	Passing Yards	260
30-50-1	Com-Att-Int	23-33-1
68-360	Total Offense	66-362
6-36.8	Punts-Avg.	4-47.2
2-1	Fumbles-Lost	0-0
5-40	Penalties-Yards	7-60
24:22	Possession Time	35:38

## INDIVIDUAL LEADERS

### RUSHING:

PURDUE: Doerue 10-26; Plummer 7-4

IOWA: Sargent 13-68; Young 5-17

### PASSING:

PURDUE: Plummer 30-50, 327, 2 TD, 1 INT

IOWA: Stanley 23-33, 260, 0 TD, 1 INT

### RECEIVING:

PURDUE: Bell 13-197; Hopkins 5-51

IOWA: Smith 9-106; Ragaini 6-31; Smith-Marsette 3-57

### TACKLES:

PURDUE: Barnes 8; Mosley 7; Thineeman 7; Holt 7

IOWA: Hankins 11; Belton 6; Stone 6; Colbert 6





# IOWA FOOTBALL

#20 IOWA HAWKEYES (6-2, 3-2) vs. NORTHWESTERN WILDCATS (1-6, 0-5)

SATURDAY, OCT. 26, 2019 -- RYAN FIELD

	1	2	3	4	FINAL
#20 IOWA	7	3	7	3	20
NORTHWESTERN	0	0	0	0	0

ATTENDANCE: 42,104  
 TEMPERATURE: 47 DEGREES  
 TIME OF GAME: 2 HOURS, 53 MINUTES  
 UP NEXT: IOWA BYE WEEK | NOV. 2

## IOWA NOTES

Iowa is bowl eligible for the 18th time in the last 19 seasons.

Kirk Ferentz has 94 Big Ten Conference wins, one shy of tying Joe Paterno for No. 5 all-time in conference history.

Iowa has four shutouts in its last 11 Big Ten Conference games (Rutgers and Northwestern in 2019, Maryland and Illinois in 2018). No other Big Ten team has more than one shutout since the start of 2018.

QB Nate Stanley's 50-yard touchdown pass to WR Tyrone Tracy in the first quarter was the 62nd touchdown pass of his career, No. 2 all-time in program history (Chuck Long, 74). Stanley entered the game tied with QB Drew Tate (61) on the all-time list.

WR Tyrone Tracy's 50-yard touchdown reception in the first quarter was his longest career reception, and second career touchdown. The play was Iowa's third longest of the season (Smith-Marsette 58-yard touchdown reception vs. Rutgers; Toren Young 52-yard rush against Middle Tennessee State).

DE Chauncey Golston recorded an interception (3 yards) in the first quarter, his second career interception (2019 Outback Bowl).

QB Nate Stanley made his 34th consecutive start, the second longest streak by a Hawkeye QB in program history (Long, 47).

RB Mekhi Sargent's 1-yard rushing touchdown in the third quarter was his fourth rushing touchdown of the year, and Iowa's 10th of the season. Among Iowa's 10 rushing scores, five have been from the 1-yard line, each by a different Hawkeye (QB Nate Stanley, FB Brady Ross, QB Spencer Petras, RB Tyler Goodson, Sargent).

DB Dane Belton made his first career start and recorded five tackles. He is the 25th true freshman in the Ferentz era to start.

WR Ihmir Smith-Marsette's 7-yard reception in the first quarter put him over 1,000 career receiving yards. He is the 42nd player in program history to reach 1,000 yards receiving. He has 71 career receptions for 1,011 yards.

TE Sam LaPorta's 41-yard reception in the second quarter was his first career reception.

WR Tyrone Tracy caught 2 passes for a career-high 88 yards.

K Keith Duncan connected on two field goals today (40, 28). He missed from 46 yards. Duncan is 11-13 on field goal tries of 40-yards or more this season. He has 19 made field goals this season, the most since Daniel Murray had 19 in 2009, and tied for the fifth most in single-season history.

## SCORING SUMMARY

### First Quarter

IA -- Tyrone Tracy, 50-yard pass from Stanley (Duncan kick)

### Second Quarter

IA -- Keith Duncan, 40-yard field goal

### Third Quarter

IA -- Mekhi Sargent, 1-yard rush (Duncan kick)

### Fourth Quarter

IA -- Keith Duncan, 28-yard field goal

## TEAM STATS

IOWA	TEAM STATS	NORTHWESTERN
12	First Downs	13
40-123	Rushes-Yards	35-64
179	Passing Yards	138
12-26-0	Com-Att-Int	18-32-1
66-302	Total Offense	67-202
6-41.8	Punts-Avg.	6-33.7
0-0	Fumbles-Lost	0-0
4-50	Penalties-Yards	2-21
33:31	Possession Time	26:29

## INDIVIDUAL LEADERS

### RUSHING:

IOWA: Goodson 11-58; Sargent 15-46

NORTHWESTERN: Bowser 14-36; Anderson 5-31

### PASSING:

IOWA: Stanley 12-26-179, 1 TD, 0 INT

NORTHWESTERN: Smith 18-32-138, 0 TD, 1 INT

### RECEIVING:

IOWA: Smith-Marsette 3-20; Tracy 2-88; LaPorta 2-43

NORTHWESTERN: Chiaokhioa-Bowman 4-41; James 3-21

### TACKLES:

IOWA: Stone 7; Doyle 7; Epenesa 5; Nixon 5

NORTHWESTERN: Gallagher 5; Newsome 6; Bergin 5





# IOWA FOOTBALL

#18 IOWA HAWKEYES (6-3, 3-3) at #16 WISCONSIN BADGERS (7-2, 4-2)

SATURDAY, NOV. 9, 2019 -- CAMP RANDALL STADIUM

	1	2	3	4	FINAL
#18 IOWA	3	3	0	16	22
#16 WISCONSIN	0	14	7	3	24

ATTENDANCE: 78,018

TEMPERATURE: 42 DEGREES

TIME OF GAME: 3 HOURS, 12 MINUTES

UP NEXT: IOWA HOST MINNESOTA | NOV. 16

## IOWA NOTES

### INDIVIDUAL NOTES

K Keith Duncan connected on three field goals today (24, 40, 39). He has 22 made field goals this season, a new single-season school record. The record of 21 was previously shared by Rob Houghtlin (1987), Nate Kaeding (2002), and Kyle Schlicher (2004). Duncan is 22-25 on field attempts this season, and 12-14 on field goal tries of 40-yards. Duncan has 29 career made field goals, tying Miguel Recinos for eighth all-time.

WR Tyrone Tracy's 75-yard touchdown reception in the fourth quarter was Iowa's longest play of the season, the longest reception of Tracy's career, and ties for the longest pass of QB Nate Stanley's career (Nick Easley, 2019 Outback Bowl).

WR Tyrone Tracy set career highs in receptions (5) and receiving yard (130). It is his first career 100-yard receiving game, and the most receiving yards by a Hawkeye since Jake Duzey had 6 receptions for 138 yards against Ohio State in 2013. It is the most receiving yards by a Hawkeye wide receiver since Marvin McNutt had 8 receptions for 130 yards against Michigan State in 2011.

QB Nate Stanley threw for 208 yards, raising his career total to 7,509 and passing Ricky Stanzi (7,377) for third all-time in program history. Stanly had 205 yards total offense, raising his career total to 7,377 and passing Stanzi (7,373) for third all-time in program history.

QB Nate Stanley threw two touchdowns today (3, 75). He has 64 career touchdown passes in his career, No. 2 all-time in program history (Chuck Long, 74). Stanley has 18 career multi-touchdown games, including four this season. Stanley made his 35th consecutive start, the second longest streak by a Hawkeye QB in program history (Long, 47).

Two true freshmen made their first career starts. TE Sam LaPorta is the first true freshman in the Ferentz era to start at tight end, and LB Jack Campbell is the fourth true freshman in the Ferentz era to start at linebacker (James Morris, 2010; A.J. Edds, 2006; Fred Barr, 1999). Since 1999, 27 true freshmen have started for the Hawkeyes.

LB Barrington Wade made his first career start.

CB Matt Hankins' interception in the fourth quarter was the first of his career, and Iowa's seventh of the season. Hankins had a game-high eight tackles.

WR Nico Ragaini caught a 3-yard touchdown in the fourth quarter, the first touchdown of his career.

## SCORING SUMMARY

### First Quarter

IA -- Keith Duncan, 24-yard field goal

### Second Quarter

WIS -- Danny Davis, 17-yard rush (Larsh kick)

IA -- Keith Duncan, 40-yard field goal

WIS -- Danny Davis, 4-yard pass from Coan (Larsh kick)

### Third Quarter

WIS -- Quintez Cephus, 27-yard pass from Coan (Larsh kick)

### Fourth Quarter

IA -- Nico Ragaini, 3-yard pass from Stanley (Duncan kick)

IA -- Keith Duncan, 39-yard field goal

WIS -- Collin Larsh 40-yard field goal

IA -- Tyrone Tracy, 75-yard pass from Stanley (2-point try failed)

## TEAM STATS

IOWA	TEAM STATS	WISCONSIN
15	First Downs	24
23-87	Rushes-Yards	46-300
208	Passing Yards	173
17-28-0	Com-Att-Int	16-25-1
51-295	Total Offense	71-473
4-41.2	Punts-Avg.	3-34.3
1-1	Fumbles-Lost	1-1
3-25	Penalties-Yards	8-63
22:36	Possession Time	37:24

## INDIVIDUAL LEADERS

### RUSHING:

IOWA: Young 9-44; Goodson 5-26

WISCONSIN: Taylor 31-250; Watson 6-32

### PASSING:

IOWA: Stanley 17-28-208, 2 TD, 0 INT

WISCONSIN: Coan 16-25-173, 2 TD, 1 INT

### RECEIVING:

IOWA: Tracy 5-130; Ragaini 6-32; Smith-Marsette 3-27

WISCONSIN: Cephus 5-94; Davis 4-19

### TACKLES:

IOWA: Hankins 8; Ojemudia 7; Koerner 7; Doyle 7

WISCONSIN: Baun 6; Orr 6; Sanborn 5





# IOWA FOOTBALL

#8 MINNESOTA (9-1, 6-1) at #20 IOWA HAWKEYES (7-3, 4-3)

SATURDAY, NOV. 16, 2019 -- KINNICK STADIUM

	1	2	3	4	FINAL
#8 MINNESOTA	0	6	7	6	19
#20 IOWA	13	7	0	3	23

ATTENDANCE: 67,518

TEMPERATURE: 38 DEGREES

TIME OF GAME: 3 HOURS, 16 MINUTES  
UP NEXT: IOWA HOST ILLINOIS | NOV. 23

## IOWA NOTES

Kirk Ferentz has 95 Big Ten Conference wins, tying Joe Paterno for No. 5 all-time in conference history. Hayden Fry ranks fourth in conference history with 96 wins.

LB Kristian Welch returned to the lineup for the first time since Week 6 and led Iowa with a game-high 11 tackles, matching his career best. SS Geno Stone also matched his career-high with eight tackles.

DE A.J. Epenesa had 2.5 of Iowa's season-high six sacks. It is the most sacks by a Hawkeye defense since 2013 (Northwestern).

K Keith Duncan connected on one field goal today (27). He has 23 made field goals this season, a single-season school record. Duncan is 23-26 on field attempts this season, and 12-14 on field goal tries of 40-yards. Duncan has 32 career made field goals, tying Daniel Murray for seventh all-time.

QB Nate Stanley threw two touchdowns today (21, 5). He has 66 career touchdown passes in his career, No. 2 all-time in program history (Chuck Long, 74). Stanley has 19 career multi-touchdown games, including five this season. Stanley made his 36th consecutive start, the second longest streak by a Hawkeye QB in program history (Long, 47).

RB Tyler Goodson made his first career start. He is the fourth true freshman to start this season, and the 28th true freshman to start under Ferentz. He is the fifth true freshman running back to start in the Ferentz era, and the first since Greg Garmon in 2012 (Goodson 2015, Garmon 2012, Canzeri 2011, Coker 2010, Wegher (2009).

RB Tyler Goodson's 10-yard touchdown rush in the first quarter was his first career touchdown.

WR Tyrone Tracy had a career-high six receptions for 77 yards. He has 16 receptions for 323 yards the last four games. He had 12 receptions for 190 yards in the first six games.

Iowa's defense held Minnesota to a season-low 19 points. The Gophers had scored at least 31 points in eight straight games.

The Hawkeyes played their third trophy game of the season (2-1). Iowa defended the Cy-Hawk Trophy with an 18-17 win at Iowa State on Sept. 14, lost at Wisconsin 24-22 on Nov. 9, and defeated Minnesota, 23-19, today. The Hawkeyes are 15-4 in their last 19 rivalry trophy games (Iowa State, Minnesota, Nebraska, Wisconsin), with all four losses coming to Wisconsin.

Nov. 16, 2019 marks the 130th anniversary of Iowa football. The Hawkeyes played their first football game on Nov. 16, 1889, against Grinnell. Iowa has played 1,256 games since beginning football in 1889. Iowa's overall record is 657-560-39 (.539).

## SCORING SUMMARY

### First Quarter

IA -- Nico Ragaini, 21-yard pass from Stanley (kick failed)  
IA -- Tyler Goodson, 10-yard rush (Duncan kick)

### Second Quarter

MINN -- Brock Walker, 24-yard field goal  
IA -- Smith Marsette, 5-yard pass from Stanley (Duncan kick)  
MINN -- Brock Walker, 20-yard field goal

### Third Quarter

MINN -- Tyler Johnson, 28-yard pass from Morgan (Walker kick)

### Fourth Quarter

IA -- Keith Duncan, 27-yard field goal  
MINN -- Rodney Smith, 1-yard touchdown rush (kick failed)

## TEAM STATS

MINNESOTA	TEAM STATS	IOWA
23	First Downs	17
30-63	Rushes-Yards	31-117
368	Passing Yards	173
25-39-1	Com-Att-Int	14-23-0
69-431	Total Offense	54-290
2-31.5	Punts-Avg.	4-42.0
1-0	Fumbles-Lost	0-0
5-52	Penalties-Yards	3-16
32:20	Possession Time	27:40

## INDIVIDUAL LEADERS

### RUSHING:

MINNESOTA: Smith 14-46; Brooks 4-23  
IOWA: Goodson 13-94; Sargent 6-18

### PASSING:

MINNESOTA: Morgan 25-36-368 1 TD, 0 INT  
IOWA: Stanley 14-23-173 2 TD, 0 INT

### RECEIVING:

MINNESOTA: Johnson 9-170; Bateman 6-98; Douglas 4-60  
IOWA: Tracy 6-77; Smith-Marsette 4-43; Ragaini 2-30

### TACKLES:

MINNESOTA: Winfield 8; St-Juste 7; Barber 6  
IOWA: Welch 11; Hankins 8; Stone 8







# IOWA FOOTBALL

ILLINOIS (6-5, 4-4) at #17 IOWA HAWKEYES (8-3, 5-3)

SATURDAY, NOV. 23, 2019 -- KINNICK STADIUM

	1	2	3	4	FINAL
ILLINOIS	7	0	0	0	10
#17 IOWA	7	6	0	6	19

ATTENDANCE: 58,331

TEMPERATURE: 36 DEGREES

TIME OF GAME: 3 HOURS, 10 MINUTES

UP NEXT: IOWA AT NEBRASKA | NOV. 29

## IOWA NOTES

Kirk Ferentz has 96 Big Ten Conference wins, tying Hayden Fry for No. 4 all-time in conference history.

The win was Iowa's eighth of the season. Iowa has five straight seasons with at least eight wins, its longest such stretch since 1981-87. Iowa has 12 seasons with eight or more wins since 1999.

### INDIVIDUAL NOTES

K Keith Duncan connected on four field goals today (23, 45, 24, 29) to break the Big Ten single-season record. The four made field goals ties a career high (Iowa State, Purdue). He has 27 made field goals this season, a single-season school record. His six field goal attempts today are a career best. Duncan is 23-26 on field attempts this season, and 12-14 on field goal tries of 40-yards. Duncan has 36 career made field goals, sixth all-time.

LB Kristian Welch had a team and career-high 12 tackles. Ten of the tackles were solo stops. His 12th tackle was a sack on the final play of the game. Welch has led Iowa in tackles six times this season.

QB Nate Stanley recorded his fifth career 300-yard passing game. He finished 18-35 for 308 yards. Eight of Stanley's 18 completions were 20-yards or more, including all four completions to WR Ihmir Smith-Marsette. Stanley's first five completions were at least 18 yards.

SS Geno Stone's sack in the second quarter was the first of his career. Stone is the only Hawkeye this season to have at least one sack, one interception, one pass breakup, on forced fumble, and one recovered fumble.

WR Ihmir Smith-Marsette had a career-high 121 receiving yards on four receptions. It is his second career 100-yard receiving game, and second this season (Rutgers, 113).

DB Michael Ojemudia and DB Matt Hankins recorded interceptions for Iowa. It is the second multi-interception game for Iowa this season (Rutgers, 2). Ojemudia matched his career-high with eight tackles.

### MISCELLANEOUS

Iowa had three takeaways. Illinois had one. It is the first time this season the Illini had fewer than two takeaways in a game.

Iowa won the toss and elected to receive. The Hawkeyes have played 264 games under head coach Kirk Ferentz. Iowa has opened the game on offense 198 times (125-74). The Hawkeyes have opened the game on defense 66 times (36-30).

## SCORING SUMMARY

### First Quarter

IA -- Tyler Goodson, 2-yard touchdown rush (Duncan kick)

ILL -- Donny Navarro, 31-yard pass from Peters (McCourt kick)

### Second Quarter

IA -- Keith Duncan, 23-yard field goal

IA -- Keith Duncan, 45-yard field goal

### Third Quarter

### Fourth Quarter

IA -- Keith Duncan, 24-yard field goal

ILL -- James McCourt, 28-yard field goal

IA -- Keith Duncan, 29-yard field goal

## TEAM STATS

ILLINOIS	TEAM STATS	IOWA
20	First Downs	16
39-192	Rushes-Yards	32-79
144	Passing Yards	308
18-34-2	Com-Att-Int	18-35-1
73-336	Total Offense	67-387
4-38.5	Punts-Avg.	4-45.0
2-1	Fumbles-Lost	0-0
4-31	Penalties-Yards	4-29
28:11	Possession Time	31:49

## INDIVIDUAL LEADERS

### RUSHING:

ILLINOIS: Peters 10-76; Brown 14-67; Corbin 6-38

IOWA: Goodson 21-38; Stanley 4-22

### PASSING:

ILLINOIS: Peters 16-31-125, 1 TD, 2 INT

IOWA: Stanley 18-35-308, 0 TD, 1 INT

### RECEIVING:

ILLINOIS: Imatorbhedbe 4-36; Williams 4-24; Navarro 3-36

IOWA: Tracy 6-56; Smith-Marsette 4-121; LaPorta 2-27

### TACKLES:

ILLINOIS: Harding 12; Green 8; Tolson 7

IOWA: Welch 12; Ojemudia 8; Koerner 7; Colbert 7





# IOWA FOOTBALL

## 2019 Numerical Roster

No.	Name	Pos.	No.	Name	Pos.	No.	Name	Pos.
1	* Wes Dvorak	DB	22	Michael Sleep-Dalton	P	59	Nathan Nelson	DE
1	Nolan Donald	WR	23	Shadrick Byrd	RB	60	Noah Fenske	OL
2	Peyton Mansell	QB	26	* Kaevon Merriweather ^	DB	61	** Cole Banwart	OL
2	Ryan Gersonde	P	27	Jermari Harris	DB	63	Justin Britt	OL
3	Tyrone Tracy, Jr.	WR	28	** Toren Young	RB	64	Kyler Schott	OL
3	* Keith Duncan	PK	28	* Jack Koerner	DB	65	Tyler Linderbaum	OL
4	** Nate Stanley ^	QB	29	Sebastian Castro	DB	66	*** Levi Paulsen	OL
4	Dane Belton	DB	29	Jackson Ritter	WR	66	Dalles Jacobus	DL
5	Jestin Jacobs	LB	30	Quinn Schulte	DB	68	* Landan Paulsen	OL
5	Oliver Martin	WR	31	Jack Campbell	LB	69	Tyler Endres	OL
6	** Ihmir Smith-Marsette ^	WR	32	* Djimon Colbert	LB	70	Kyle Sorensen	OL
7	** Colten Rastetter	P	33	* Riley Moss ^	DB	71	* Mark Kallenberger	OL
7	Spencer Petras	QB	34	*** Kristian Welch ^	LB	72	Coy Kirkpatrick	OL
8	** Matt Hankins ^	DB	35	* Barrington Wade	LB	73	Cody Ince	OL
8	Alex Padilla	QB	36	*** Brady Ross	FB	74	** Tristan Wirfs ^	OL
9	** Geno Stone ^	DB	37	Kyler Fisher	DB	74	Austin Schulte	DL
9	Jack Combs	WR	38	Monte Pottebaum	FB	75	Jeff Jenkins	OL
10	* Mekhi Sargent	RB	39	*** Nate Wieting	TE	76	Ezra Miller	OL
10	Caleb Shudak	PK	40	Turner Pallissard	FB	77	** Alaric Jackson	OL
11	*** Michael Ojemudia	DB	41	Colton Dinsdale	LB	79	Jack Plumb	OL
11	Connor Kapisak	QB	41	Johnny Plewa	FB	80	Josiah Miamen	TE
12	* Brandon Smith ^	WR	42	** Shaun Beyer	TE	81	Desmond Hutson	WR
12	D.J. Johnson	DB	43	Dillon Doyle	LB	82	Calvin Lockett	WR
13	* Henry Marchese	DB	44	Seth Benson ^	LB	83	Alec Kritta	WR
13	Joe Evans	DE	45	* Joe Ludwig	FB	84	Sam LaPorta	TE
14	Daraun McKinney	DB	46	Logan Klemp	LB	84	Austin Spiewak	LS
15	Dallas Craddieth	DB	47	Nick Anderson	LB	85	Logan Lee	DE/TE
15	Tyler Goodson	RB	48	Bryce Schulte	TE	85	* Nate Vejvoda	LS
16	Terry Roberts	DB	49	** Nick Niemann	LB	86	Tommy Kujawa	TE
16	Charlie Jones	WR	50	* Jackson Subbert	LS	88	Jackson Frericks	TE
17	*** Devonte Young ^	DB	50	Louie Stec	DT	89	Nico Ragaini	WR
17	Ryan Schmidt	QB	52	*** Amani Jones ^	LB	90	Taajhir McCall	DL
18	* Drew Cook	TE	53	Spencer Daufeldt	DL	91	** Brady Reiff	DL
18	* John Milani	DB	54	Daviyon Nixon	DT	92	John Waggoner	DL
19	* Max Cooper ^	WR	54	Matt Fagan	OL	93	Jake Karchinski	DL
19	Mike Timm	LB	55	Luke Empen	OL	94	** A.J. Epenesa ^	DE
20	* Julius Brents ^	DB	55	Yahweh Jeudy	LB	95	*** Cedrick Lattimore ^	DL
20	Keontae Lockett	RB	56	Nick DeJong	OL	96	Lucas Amaya	K
21	** Ivory Kelly-Martin ^	RB	57	* Chauncey Golston	DL	97	Zach VanValkenburg	DL
21	Thomas Hartlieb	DB	57	Clayton Thurm	OL	98	Chris Reames	DL
22	Samson Evans	RB	58	Taylor Fox	DL	99	Noah Shannon	DL

\* - - indicates letters won

^ - - redshirt year still available



# IOWA FOOTBALL

32 Bowl Games

11 Big Ten Championships

27 Consensus All-Americans

14 CFB Hall of Fame Inductees

## Offense

Pos. ....No.	Name	Ht.	Wt.	Yr.	Hometown (Previous School)
WR..... 3	Tyrone Tracy, Jr.	5-11	200	#Fr.	Camby, Ind. (Decatur Central)
12	* Brandon Smith ^	6-2	218	Jr.	Lake Cormorant, Miss. (Lake Cormorant)
TE..... 39	*** Nate Wieting	6-4	250	Sr.	Rockford, Ill. (Lutheran)
84	Sam LaPorta ^	6-4	242	Fr.	Highland, Ill. (Highland)
<b>OR</b> 42	** Shaun Beyer	6-5	244	Jr.	Shellsburg, Iowa (Cedar Rapids Kennedy)
LT ..... 77	** Alaric Jackson	6-6	320	Jr.	Detroit, Mich. (Renaissance)
79	Jack Plumb	6-7	272	#Fr.	Green Bay, Wis. (Bay Port)
LG ..... 68	* Landan Paulsen	6-5	305	Sr.	Moville, Iowa (Woodbury Central)
71	* Mark Kallenberger	6-5	291	So.	Bettendorf, Iowa (Bettendorf)
C ..... 65	Tyler Linderbaum	6-3	286	#Fr.	Solon, Iowa (Solon)
75	Jeff Jenkins	6-3	266	#Fr.	Crystal Lake, Ill. (Prairie Ridge)
RG ..... 64	Kyler Schott	6-2	290	So.	Coggan, Iowa (North Linn)
63	Justin Britt ^	6-5	290	Fr.	Indianapolis, Ind. (Warren Central)
RT..... 74	** Tristan Wirfs ^	6-5	322	Jr.	Mount Vernon, Iowa (Mount Vernon)
66	*** Levi Paulsen	6-5	305	Sr.	Moville, Iowa (Woodbury Central)
WR..... 6	** Ihmir Smith-Marsette ^	6-1	183	Jr.	Newark, N.J. (Weequahic)
89	Nico Ragaini	6-0	192	#Fr.	East Haven, Conn. (Avon Old Farms Prep)
QB..... 4	** Nate Stanley ^	6-4	243	Sr.	Menomonie, Wis. (Menomonie)
7	Spencer Petras	6-5	230	#Fr.	San Rafael, Calif. (Marin Catholic)
RB ..... 15	Tyler Goodson ^	5-10	190	Fr.	Suwanee, Ga. (North Gwinnett)
28	** Toren Young	5-11	223	Jr.	Madison, Wis. (Monona Grove)
<b>OR</b> 10	* Mekhi Sargent	5-9	212	Jr.	Key West, Fla. (Key West/Iowa Western)
FB..... 36	*** Brady Ross	6-0	246	Sr.	Humboldt, Iowa (Humboldt)
40	Turner Pallissard	6-0	242	#Fr.	Frankfort, Ill. (Lincoln-Way East)
PK ..... 3	* Keith Duncan	5-10	180	Jr.	Weddington, N.C. (Weddington)
10	Caleb Shudak	5-8	180	Jr.	Council Bluffs, Iowa (Lewis Central)

## Defense

Pos. ....No.	Name	Ht.	Wt.	Yr.	Hometown (Previous School)
LE..... 57	* Chauncey Golston	6-5	270	Jr.	Detroit, Mich. (East English Village)
92	John Waggoner	6-5	270	#Fr.	Des Moines, Iowa (Dowling)
<b>OR</b> 13	Joe Evans	6-2	240	#Fr.	Ames, Iowa (Ames)
LT ..... 95	*** Cedrick Lattimore ^	6-3	295	Sr.	Redford, Mich. (East English Village)
54	Daviyon Nixon	6-3	309	So.	Kenosha, Wis. (Indian Trail/Iowa Western)
RT..... 91	** Brady Reiff	6-3	277	Sr.	Parkston, S.D. (Parkston)
74	Austin Schulte	6-4	287	Jr.	Pella, Iowa (Pella)
RE ..... 94	** A.J. Epenesa ^	6-6	280	Jr.	Glen Carbon, Ill. (Edwardsville)
97	Zach VanValkenburg	6-4	270	Jr.	Zeeland, Mich. (Zeeland West)
Leo/Cash.... 49	** Nick Niemann	6-4	235	Jr.	Sycamore, Ill. (Sycamore)
35	* Barrington Wade	6-1	236	Jr.	Skokie, Ill. (Niles North)
MLB ..... 34	*** Kristian Welch	6-3	239	Sr.	Iola, Wis. (Iola-Scandinavia)
43	Dillon Doyle	6-3	235	#Fr.	Iowa City, Iowa (West)
WLB ..... 32	* Djimon Colbert	6-1	235	So.	Shawnee Mission, Kan. (Bishop Miege)
44	Seth Benson	6-0	227	#Fr.	Sioux Falls, S.D. (Washington)
LC..... 8	** Matt Hankins ^	6-0	185	Jr.	Lewisville, Tex. (Marcus)
12	D.J. Johnson	5-11	183	#Fr.	Indianapolis, Ind. (North Central)
SS..... 9	** Geno Stone ^	5-10	210	Jr.	New Castle, Pa. (Senior)
4	Dane Belton ^	6-1	190	Fr.	Tapa Fla. (Jesuit)
FS..... 28	* Jack Koerner	6-0	204	So.	Des Moines, Iowa (Dowling)
26	* Kaevon Merriweather ^	6-0	210	So.	Belleville, Mich. (Belleville)
RC ..... 11	*** Michael Ojemudia	6-1	200	Sr.	Farmington Hills, Mich. (Harrison)
33	* Riley Moss ^	6-1	191	So.	Ankeny, Iowa (Centennial)
PT..... 22	Michael Sleep-Dalton	6-0	212	Sr.	Geelong, Australia (St. Joseph's College/ASU)
7	** Colten Rastetter	6-1	213	Sr.	Guttenberg, Iowa (Clayton Ridge)

**Punt Returns:** 19 Max Cooper      **Kickoff Returns:** 6 Ihmir Smith-Marsette  
 9 Geno Stone      17 Devonte Young

**Deep Snaps:** 50 Jackson Subbert      **Holder:** 7 Colten Rastetter  
 85 Nate Vejvoda

\* -- Letters won

^ -- Redshirt year still available

# -- Indicates redshirt freshman

