



# IOWA HAWKEYES

9-9 Overall, 0-5 Big Ten

3 FINAL FOURS | 8 BIG TEN CHAMPIONSHIPS | 2 BIG TEN TOURNAMENT TITLES | 25 NCAA TOURNAMENTS

## IOWA (9-9, 0-5) vs. ILLINOIS (10-7, 0-4)

Jan. 11, 2018 // Champaign, Illinois // State Farm Center (15,544) // 7:01 p.m. CT

### IOWA HAWKEYES

Pos.	No.	Name	Ht.	Wt.	Yr.	Hometown	Statistical Summary
G	3	Jordan Bohannon	6-0	190	So.	Marion, Iowa	12.1 ppg, 2.3 rpg, 5.0 apg
G	4	Isaiah Moss	6-5	205	RS-Jr.	Chicago, Ill.	12.1 ppg, 2.1 rpg, 1.9 apg
F	51	Nicholas Baer	6-7	210	RS-Jr.	Bettendorf, Iowa	5.6 ppg, 5.9 rpg, 1.3 spg
F	55	Luka Garza	6-11	235	Fr.	Washington, D.C.	10.2 ppg, 6.2 rpg, 1.3 bpg
C	5	Tyler Cook	6-9	255	So.	St. Louis, Mo.	14.7 ppg, 6.3 rpg, 1.5 apg

Head Coach: Fran McCaffery (Penn, 1979); Eighth Season at Iowa (146-110); 21st Season Overall (397-287)

### ILLINOIS FIGHTING ILLINI

Pos.	No.	Name	Ht.	Wt.	Yr.	Hometown	Statistical Summary
G	1	Trent Frazier	6-1	170	Fr.	Wellington, Fla.	9.6 ppg, 1.7 rpg, 2.5 apg
G	13	Mark Smith	6-4	225	Fr.	Edwardsville, Ill.	8.1 ppg, 1.6 rpg, 1.5 apg
G	24	Mark Alstork	6-5	190	Sr.	Dayton, Ohio	6.6 ppg, 4.2 rpg, 2.5 apg
F	43	Michael Finke	6-10	235	RS-Jr.	Champaign, Ill.	10.6 ppg, 5.4 rpg, 1.2 apg
F	12	Leron Black	6-7	230	RS-Jr.	Memphis, Tenn.	14.3 ppg, 5.7 rpg, 1.1 apg

Head Coach: Brad Underwood (Kansas State, 1986); First Season at Illinois (10-7); Fifth Season Overall (119-34)

## GAME #19 STORYLINES

- Iowa has won two of the last three meetings against Illinois in Champaign, Illinois.
- Thursday will be the second of three consecutive road contests for the Hawkeyes.
- Iowa is 9-1 when scoring 80 points or more and 5-0 when Iowa has fewer turnovers than its opponent this season.
- Jordan Bohannon registered his fourth career double-double in points and assists last Thursday. Bohannon has four 10+ assists games in his career, which tie Andre Woolridge for fourth most by a Hawkeye in program history.
- Fran McCaffery has 397 wins in 22 seasons as a head coach; he is three victories from reaching the 400-win milestone.
- Jordan Bohannon ranks second in the Big Ten in 3-point field goal accuracy (min. 2.5 made per game), shooting at a 44 percent clip. He also ranks third in 3-pointers made (2.6). Bohannon made five triples in Sunday's contest at Maryland.
- Tyler Cook has averaged 1.9 dunks per game over the last eight games. Cook has 35 dunks this season, including a season-best six in Iowa's win over Drake on Dec. 16. Cook is averaging a team-best 17.6 points and seven rebounds in Iowa's five Big Ten games.
- Luka Garza is a two-time Big Ten Freshman of the Week honoree (Nov. 13 and Jan. 2). Garza was rewarded for a second time after posting personal bests in scoring (25), 3-pointers made (3), and blocks (5), while also grabbing a game-best seven rebounds in only 16 minutes of action in Iowa's win over Northern Illinois. Garza made all eight of his field goal attempts, including three 3-pointers, and was 6-of-8 from the foul line.
- Iowa averages 7.6 3-pointers made in games played away from Carver-Hawkeye Arena.
- Iowa is shooting the basketball at a 53 percent clip in its nine victories and has made 50.5 percent of its field goal attempts in its nine home games.
- The Hawkeyes rank fifth in the country in assists per game, averaging 19.2 per contest. Additionally, Iowa ranks 25th in total free throw attempts (399), 28th in assist-to-turnover ratio (1.39), 36th nationally in total rebounds per contest (40), 48th in rebounding margin (+5.8), and 52nd in field goal percentage (.481).
- Iowa's top seven scorers are underclassmen with sophomore Tyler Cook leading the pack (14.7) and rebounding (6.3). Freshman Luka Garza ranks first on the team in blocks (1.3), while sophomore Jordan Bohannon ranks first in assists (5.0).

## 2017-18 SCHEDULE/RESULTS

Date	Opponent (TV)	Time
Nov. 10	Chicago State	W, 95-62
Nov. 12	Alabama State ^	W, 92-58
Nov. 16	Grambling State	W, 85-74
Nov. 20	vs. Louisiana #	L, 71-80
Nov. 21	vs. South Dakota State #	L, 72-80
Nov. 22	vs. UAB #	W, 95-85
Nov. 28	at Virginia Tech %	L, 55-79
Dec. 2	Penn State	L, 73-77
Dec. 4	at Indiana	L, 64-77
Dec. 7	at Iowa State +	L, 78-84
Dec. 10	Southern	W, 91-60
Dec. 16	vs. Drake *	W, 94-60
Dec. 19	Southern Utah	W, 92-64
Dec. 22	vs. Colorado !	W, 80-73
Dec. 29	Northern Illinois	W, 98-75
Jan. 2	Michigan	L, 68-75
Jan. 4	Ohio State	L, 81-92
Jan. 7	at Maryland	L, 73-91
Jan. 11	at Illinois (FS1)	7:01 p.m.
Jan. 17	at Rutgers (BTN)	6 p.m.
Jan. 20	Purdue (ESPN/2)	11 a.m.
Jan. 23	Wisconsin (ESPN/2)	6 p.m.
Jan. 27	at Nebraska (BTN)	7 p.m.
Jan. 30	Minnesota (BTN)	8 p.m.
Feb. 3	at Penn State (BTN)	5/7 p.m.
Feb. 6	Michigan State (ESPN/2)	8 p.m.
Feb. 10	at Ohio State (BTN)	5/7 p.m.
Feb. 14	at Michigan (BTN)	5:30 p.m.
Feb. 17	Indiana (ESPN/2)	1 p.m.
Feb. 21	at Minnesota (BTN)	8 p.m.
Feb. 25	Northwestern (BTN)	6:30 p.m.

all times listed are central

^ -- Cayman Islands Classic Preliminary Game  
 # -- Cayman Islands Classic - Cayman Islands  
 % -- Big Ten/ACC Challenge  
 + -- Iowa Corn Cy-Hawk Series  
 \* -- The Hy-Vee Classic - Des Moines, Iowa  
 ! -- Played in Sioux Falls, South Dakota  
 \$ -- Big Ten Tournament - New York City

## PRONUNCIATION GUIDE

Kirk Speraw.....	SPEAR-awe
Nicholas Baer.....	BAY-IR
Maishe Dailey.....	MAY-she
Luka Garza.....	LOU-kah
Ryan Kriener.....	KREEN-ir
Jack Nunge.....	NONE-gee (rhymes with bungee)
Cordell PemsI.....	PEM-sul
Dom Uhl.....	YULE

## MULTIMEDIA GAME INFORMATION

### TELEVISION

#### • FS1

Tim Brando (PxP)  
 Stephen Bardo (analyst)

### MOBILE APPS/ONLINE

#### • FOXSPORTSGO

### RADIO

#### • Hawkeye Radio Network • Sirius 83, XM 83

Gary Dolphin (PxP)  
 Bob Hansen (analyst)

### LIVE STATISTICS

#### • StatBroadcast

hawkeyesports.com



## INSIDE THE NUMBERS

	IOWA	ILL
Scoring Average	80.7	78.9
Scoring Defense	75.0	70.5
Scoring Margin	+5.7	+8.4
FG%	.481	.439
FG% Defense	.437	.440
FT%	.667	.739
3-PT FG%	.385	.322
3-PT FG% Defense	.332	.328
Rebound Margin	+5.8	+4.5
Assists Per Game	19.2	14.3
Turnovers Per Game	13.8	14.8
Steals Per Game	5.4	8.0
Blocks Per Game	4.9	2.2

## MISCELLANEOUS STATS

Double-Figure Scoring Games...					
Player	14-15	15-16	16-17	17-18	Career
Tyler Cook	---	---	19	13	32
Jordan Bohannon	---	---	17	11	28
Isaiah Moss	---	---	9	12	21
Cordell Pems	---	---	15	4	19
Nicholas Baer	---	5	10	2	17
Dom Uhl	1	7	1	---	9
Luka Garza	---	---	---	9	9
Brady Ellingson	---	1	6	1	8
Ahmad Wagner	---	1	4	1	6
Jack Nunge	---	---	---	6	6
Maishe Dailey	---	---	---	3	3
Ryan Kriener	---	---	2	---	2

20-Point Scoring Games...					
Player	14-15	15-16	16-17	17-18	Career
Jordan Bohannon	---	---	5	2	7
Tyler Cook	---	---	2	5	7
Brady Ellingson	---	1	1	---	2
Isaiah Moss	---	---	1	2	3
Luka Garza	---	---	---	2	2

Double-Figure Rebounding Games...					
Player	14-15	15-16	16-17	17-18	Career
Nicholas Baer	---	---	6	3	9
Tyler Cook	---	---	3	1	4
Cordell Pems	---	---	2	1	3
Luka Garza	---	---	---	3	3
Dom Uhl	---	1	1	---	2

Double-Doubles...					
Player	14-15	15-16	16-17	17-18	Career
Nicholas Baer	---	---	3	1	4
Jordan Bohannon	---	---	3	1	4
Tyler Cook	---	---	2	1	3
Luka Garza	---	---	---	2	2
Dom Uhl	---	1	---	---	1
Cordell Pems	---	---	1	---	1

4+ Three-Pointer Games...					
Player	14-15	15-16	16-17	17-18	Career
Jordan Bohannon	---	---	8	7	15
Isaiah Moss	---	---	2	3	5
Nicholas Baer	---	1	3	---	4
Brady Ellingson	---	---	2	---	2

5+ Assists Games...					
Player	14-15	15-16	16-17	17-18	Career
Jordan Bohannon	---	---	20	10	30
Brady Ellingson	---	---	2	1	3
Nicholas Baer	---	---	2	1	3
Cordell Pems	---	---	1	1	2
Isaiah Moss	---	---	1	1	2
Ahmad Wagner	---	---	1	---	1
Dom Uhl	---	---	1	---	1
Tyler Cook	---	---	---	1	1

3+ Steals Games...					
Player	14-15	15-16	16-17	17-18	Career
Nicholas Baer	---	---	---	8	8
Jordan Bohannon	---	---	---	2	2
Cordell Pems	---	---	---	2	2
Jack Nunge	---	---	---	2	2
Dom Uhl	---	---	1	---	1
Ahmad Wagner	---	---	1	---	1
Tyler Cook	---	---	---	1	1
Isaiah Moss	---	---	---	1	1
Luka Garza	---	---	---	1	1

3+ Blocks Games...					
Player	14-15	15-16	16-17	17-18	Career
Nicholas Baer	---	1	6	1	8
Luka Garza	---	---	---	4	4
Dom Uhl	---	1	1	---	2
Ryan Kriener	---	---	2	---	2
Jack Nunge	---	---	---	2	2
Ahmad Wagner	---	---	1	---	1
Cordell Pems	---	---	1	---	1

## 2017-18 MARGIN OF VICTORY/DEFEAT

Points	1	2	3	4	5	6	7	8	9	10+	15+	20+
Wins	0	0	0	0	0	0	1	0	0	2	0	6
Losses	0	0	0	1	0	1	1	1	1	2	0	1

### THE SETTING

Iowa (9-9, 0-5) remains on the road for the second straight contest Thursday when the Hawkeyes square-off against Illinois (10-7, 0-4). Tipoff is set for 7:01 p.m. (CT) inside the State Farm Center in Champaign, Illinois. Thursday will be the only regular season meeting between the two teams in 2017-18.

### ON THE AIR

**Radio:** Iowa games are broadcast on the Hawkeye Radio Network. Gary Dolphin handles the play-by-play, along with color commentator Bob Hansen. The network includes more than 40 stations that blanket the state of Iowa and include portions of Illinois, Nebraska, Minnesota, Missouri and Wisconsin. The Hawkeye Radio Network coverage includes a 60-minute pregame show.

**TV:** Thursday's game will be televised nationally on FS1 (FOXSPORTSGO). Tim Brando and Stephen Bardo will call the action.

### SECOND HALF RUN MARYLAND OVER IOWA

Six Maryland players scored in double figures in a 91-73 win over Iowa Sunday evening inside the XFINITY Center in College Park, Maryland.

- Iowa made 10 of its first 14 3-point attempts, finishing the game making 52 percent (11-of-21) from long distance. The Hawkeyes made seven more triples than Maryland.
- Sophomore Isaiah Moss led all scorers with a career-high 25 points, bolstered by 4-of-6 shooting from 3-point range. Backcourt mate Jordan Bohannon contributed 17 points and five assists. Bohannon scored 15 of his 17 points via the 3-point shot.
- Iowa led 64-61 midway through the second half before Maryland ended the game on a 30-9 run covering the final 10:17.
- Maryland attempted 15 more free throws and made 13 more foul shots than Iowa.
- The Terrapins shot 56.7 percent from the field, making 34 of their 60 attempts.
- Anthony Cowan had 15 points, seven assists and zero turnovers directing Maryland's offense. Other Terrapins in double figures included Bruno Fernando (21), Darryl Morsell (14), Mical Cekovsky (13), and Kevin Huerter (12).
- The game featured four ties and eight lead changes.
- Sunday was the only regular season meeting between Iowa and Maryland.

### ALL-TIME SERIES RECORDS

Illinois holds an 85-71 advantage in the series that began with a 46-36 Iowa win in 1908. The Fighting Illini have won the last three meetings, including both contests last season.

Illinois holds a 62-16 advantage in games played in Champaign. Iowa won two straight games at the State Farm Center in 2014 and 2016 before the Fighting Illini notched a 76-64 victory over Iowa on Jan. 25, 2017.

## 2017-18 IOWA HAWKEYES ROSTER

No.	Name	Pos.	Ht.	Wt.	Yr.	Hometown (High School)
0	Ahmad Wagner	F	6-7	235	Jr.	Yellow Springs, Ohio (Wayne)
1	Maishe Dailey	G	6-7	195	So.	Beachwood, Ohio (Beachwood)
2	Jack Nunge	F	6-11	225	Fr.	Newburgh, Ind. (Castle)
3	Jordan Bohannon	G	6-0	180	So.	Marion, Iowa (Linn-Mar)
4	Isaiah Moss	G	6-5	205	So. <sup>A</sup>	Chicago, Ill. (Simeon)
5	Tyler Cook	F	6-9	255	So.	St. Louis, Mo. (Chaminade Prep)
11	Charlie Rose	G	6-4	190	Sr.	Elmhurst, Ill. (York Community)
13	Austin Ash	G	6-2	160	Fr.	Cedar Rapids, Iowa (Mount Vernon)
15	Ryan Kriener	F	6-9	250	So.	Spirit Lake, Iowa (Spirit Lake)
20	Riley Till	F	6-7	200	Fr. <sup>A</sup>	Dubuque, Iowa (Wahlert)
24	Brady Ellingson	G	6-4	196	Jr. <sup>A</sup>	Menomonee Falls, Wis. (Hamilton)
25	Dom Uhl	F	6-9	220	Sr.	Frankfurt, Germany (Point Pleasant Beach, NJ)
30	Connor McCaffery	G	6-5	200	Fr.	Iowa City, Iowa (West)
35	Cordell Pems	F	6-8	240	So.	Dubuque, Iowa (Wahlert)
51	Nicholas Baer	F	6-7	210	Jr. <sup>A</sup>	Bettendorf, Iowa (Bettendorf)
55	Luka Garza	F	6-11	235	Fr.	Washington, D.C. (Maret)

**Head Coach:** Fran McCaffery

**Assistant Coaches:** Kirk Speraw, Sherman Dillard, Andrew Francis



## HEAD COACH FRAN McCAFFERY

Fran McCaffery, who is signed through the 2023 season, is in his eighth season as the head basketball coach at the University of Iowa and his 22nd year overall as a college head coach. McCaffery has reached the 20-win plateau eight of the last 11 seasons, including four of the last five years.

McCaffery spent five seasons (2005-10) as the head coach at Siena, six years at UNC-Greensboro (1999-2005) and three seasons at Lehigh (1985-88) before joining the Hawkeyes.

McCaffery has three decades of Division I coaching experience. He completed his 35th season as a collegiate coach in 2017, which includes 21 years as a head coach and 14 as an assistant. McCaffery is one of 12 coaches to lead four different Division I teams to the NCAA Tournament.

McCaffery, 57, holds a career mark of 397-287 (.580) and guided his teams to 11 postseason appearances (seven NCAA and four NIT). He is 146-110 (.570) at Iowa. McCaffery led Iowa to NCAA Tournament victories in two of the last three years (2015 and 2016), the first time Hawkeye teams have won tournament games in consecutive seasons since 1996-97.

Since taking over the Iowa program in 2010, the Hawkeyes have earned six postseason tournament berths (3 NCAA, 3 NIT). McCaffery coached Iowa to 25 victories in 2013, equaling the second-most win total in program history. McCaffery has guided five different Hawkeyes to all-conference honors, including four straight first team honorees. The last time Iowa had four consecutive first-team all-league honorees was 1945-48.

McCaffery has posted upper division finishes in each of the past five seasons at Iowa and 17 of 21 seasons as a head coach. He has posted 20 wins or more eight of the last 11 seasons, including four of the last five years at Iowa (2013, 2014, 2015, and 2016).

McCaffery and the Hawkeyes have made Carver-Hawkeye Arena one of the most feared arenas to play nationally. Fans have embraced McCaffery and his team's style of play with attendance increasing by more than 50 percent since 2010. The Hawkeyes boast a 73-17 (.811) home record the last five seasons, which includes a school-record 18 wins in 2014.

McCaffery's five years at Siena were the best in its 70-year history. He led the Saints on an incredible run that ended with three straight Metro Atlantic Athletic Conference championships and NCAA Tournament appearances. In so doing, Siena became the only program in the country to win its regular season and postseason title 2008-10.

McCaffery's Saints owned a 112-51 (.687) record in his five years with the program. He guided the Saints to four consecutive 20-win seasons.

The 2009 MAAC Coach of the Year and 2010 District I Coach of the Year is the third winningest coach, by percentage, in league history (.682, .756). He is the only coach to guide a MAAC program to two NCAA Tournament wins. McCaffery led his 2008 and 2009 teams to first round NCAA Tournament victories over Vanderbilt and Ohio State, respectively.

In his final two seasons at Siena, he coached the Saints to back-to-back 27-win campaigns and boasted a combined 39-3 (.929) record against MAAC opponents, which included MAAC Tournament contests.

McCaffery began his coaching career as an assistant at Penn (1982-83) and Lehigh (1983-85). After three seasons as head coach at Lehigh, he spent 11 seasons as an assistant at Notre Dame (1988-99).

McCaffery played basketball at Wake Forest his freshman year (1977-78) and then concluded his collegiate playing career at Penn his final three seasons (1979-82).

He earned his B.S. degree in Economics from The Wharton School (Penn) in 1982. McCaffery also earned a Master of Education from Lehigh in 1985.



### COACHING HONORS

NABC District I Coach of the Year, 2009-10

MAAC Coach of the Year, 2008-09

### HEAD COACHING EXPERIENCE

Lehigh (1985-88): .....49-39 (.557); 8-6 (.571) League  
UNC-Greensboro (1999-05).....90-87 (.508); 49-47 (.510) League  
Siena (2005-10) .....112-51 (.687); 68-22 (.756) League  
Iowa (2010-present): .....146-110 (.570); 64-67 (.488) League

## THE McCAFFERY FILE

**Born:** May 23, 1959  
**Hometown:** Philadelphia, Pa.  
**High School:** LaSalle, 1977  
**College:** B.S. in Economics, The Wharton School (Penn), 1982  
Master of Education, Lehigh, 1985  
**Family:** Wife, Margaret  
Sons, Connor, Patrick and Jonathan Francis  
Daughter, Marit Katherine  
Brother, Jack (sportswriter in Philadelphia area)

### Coaching Honors

MAAC Coach of the Year, 2009

NABC District I Coach of the Year, 2009-10

### Coaching History (30 years)

1982-83 Assistant Coach, Penn  
1983-85 Assistant Coach, Lehigh  
1985-88 Head Coach, Lehigh  
1988-99 Assistant Coach, Notre Dame  
1999-05 Head Coach, UNC-Greensboro  
2005-10 Head Coach, Siena  
2010-present Head Coach, University of Iowa

### Coaching Chart

Overall (21 seasons): 397-287 (.580)

At Iowa (eight seasons): 146-110 (.570)

At Siena (five seasons): 112-51 (.688)

At UNCG (six seasons): 90-87 (.508)

At Lehigh (three seasons): 49-40 (.551)

NCAA Tournament (eight appearances\*): 4-8

NIT (four appearances): 6-4

*\*McCaffery is the first coach to bring three different programs from one-bid leagues to the NCAA Tournament (conferences that sent just one team the year his program advanced).*

### McCaffery in Postseason Play

1988 NCAA Tournament -- Lehigh  
1989 NCAA Tournament -- Notre Dame  
1990 NCAA Tournament -- Notre Dame  
1992 NIT -- Notre Dame  
1997 NIT -- Notre Dame  
2001 NCAA Tournament -- UNC-Greensboro  
2002 NIT -- UNC-Greensboro  
2008 NCAA Tournament -- Siena  
2009 NCAA Tournament -- Siena  
2010 NCAA Tournament -- Siena  
2012 NIT -- Iowa  
2013 NIT -- Iowa  
2014 NCAA Tournament -- Iowa  
2015 NCAA Tournament -- Iowa  
2016 NCAA Tournament -- Iowa  
2017 NIT -- Iowa

### Playing Experience

Wake Forest, 1977-78

Penn, 1979-82

## Big Ten Standings/Schedule

Team	Big Ten	Pct.	Overall	Pct.
Purdue	4-0	1.000	15-2	.882
Ohio State	4-0	1.000	13-4	.765
Michigan State	3-1	.750	15-2	.882
Michigan	3-1	.750	14-3	.824
Maryland	3-2	.600	14-4	.778
Minnesota	2-2	.500	13-4	.765
Penn State	2-2	.500	12-5	.706
Nebraska	2-2	.500	11-6	.647
Indiana	2-2	.500	9-7	.563
Wisconsin	2-2	.500	9-8	.529
Rutgers	1-3	.250	11-6	.647
Northwestern	1-3	.250	10-7	.588
Illinois	0-4	.000	10-7	.588
<b>IOWA</b>	<b>0-5</b>	<b>.000</b>	<b>9-9</b>	<b>.500</b>

### Tuesday, Jan. 9

Penn State at Indiana, 5:30 p.m.  
Wisconsin at Nebraska, 7:30 p.m.  
Purdue at Michigan, 8 p.m.

### Wednesday, Jan. 10

Rutgers at Michigan State, 6 p.m.  
Minnesota at Northwestern, 8 p.m.

### Thursday, Jan. 11

Maryland at Ohio State, 6 p.m.  
**IOWA at Illinois, 7 p.m.**

### Friday, Jan. 12

Nebraska at Penn State, 6 p.m.

### Saturday, Jan. 13

Michigan at Michigan State, 11 a.m.  
Purdue at Minnesota, 11 a.m.

*All times are central*

## National Rankings

### AP Poll

Jan. 9

1. Villanova
2. West Virginia
3. Virginia
4. Michigan State
5. Purdue
6. Wichita State
7. Duke
8. Texas Tech
9. Oklahoma
10. Xavier
11. Arizona State
12. Kansas
13. Seton Hall
14. Cincinnati
15. Gonzaga
16. TCU
17. Arizona
18. Miami
19. Clemson
20. North Carolina
21. Kentucky
22. Auburn
23. Florida State
24. Tennessee
25. Creighton

### USA Today Poll

Jan. 9

1. Villanova
2. West Virginia
3. Virginia
4. Michigan State
5. Wichita State
6. Duke
7. Purdue
8. Texas Tech
9. Oklahoma
10. Xavier
11. Arizona State
12. Kansas
13. Cincinnati
14. Gonzaga
15. Seton Hall
16. TCU
17. Clemson
18. North Carolina
19. Miami
20. Kentucky
21. Arizona
22. Creighton
23. Tennessee
24. Auburn
25. Notre Dame

## 2017-18 IOWA CAPTAINS

Iowa captains are senior Dom Uhl and junior Nicholas Baer.

### SCOUTING ILLINOIS

- Illinois is 10-7 overall, winning its first six games of the season. Since the hot start, the Fighting Illini have gone 4-7, including losing all four of their Big Ten games.
- The Fighting Illini are in the middle of a stretch of playing four of five games away from home. Illinois lost the first two games of this stretch on the road both by 10-point decisions at Minnesota at Michigan.
- Illinois is 9-1 at home this season with the lone setback coming to Maryland by one point in overtime on Dec. 3.
- The Fighting Illini lost their last outing, 79-69, on Jan. 6 in Ann Arbor. The Wolverines made five more 3-pointers and seven more free throws than the Fighting Illini. No Illinois starter reached double figures, with Kipper Nichols (17) and Greg Eboigbodin (10) leading the squad off the bench.
- Illinois ranks second in the Big Ten in steals (8.0), third in turnover margin (+3.9), and fourth in free throw accuracy (.739) and 3-point field goal percentage defense (.328). Junior guard Aaron Jordan is first in the league in 3-point field goal percentage, making 32-of-60 attempts (.533).
- Illinois ranks sixth in the country in forced turnovers per contest (18.71), 10th in offensive rebounds per game (14.18), 26th in turnover margin (+3.9), 29th in free throws made (281), and 40th in free throws attempted (380). Individually, freshman Trent Frazier is 86th in the nation in total steals (28).
- Brad Underwood is in his first season as head coach at Illinois. Underwood arrived at Illinois from Oklahoma State, where he led OSU to a 20-win season and 2017 NCAA Tournament appearance. Prior to his one year at Oklahoma State, he led the Stephen F. Austin to Southland Conference regular season and tournament titles in each of his three seasons.

### LAST MEETING

Illinois shot 55 percent from the floor in the second half to rally and beat Iowa, 70-66, in Iowa City on Feb. 18, 2017, and sweep the season series.

- Three Hawkeyes netted double figures: Peter Jok (16), Tyler Cook (14), and Jordan Bohannon (11).
- After forcing 21 turnovers in the previous game at Michigan State, Iowa's defense forced 17 Illini errors.
- Iowa outscored Illinois by 10 at the free throw line (17-7), making 77 percent of its attempts (17-of-22).
- The Illini shot 47 percent (27-of-57) from the field for the game, while the Hawkeyes shot 39 percent (21-of-54).
- Malcolm Hill scored a game-best 21 points, while Te'Jon Lucas, Jalen Coleman-Lands, and Michael Finke each scored 12 points.

### GARZA SHINES IN FRESHMAN CAMPAIGN

Freshman Luka Garza leads the team in blocked shots (1.3), is second in rebounding (6.2), free throws made (47) and attempts (79), and is fourth in scoring (10.2).

Garza has made 31 of his last 40 free throws (.775) after starting the season 16-of-39 (.410) from the charity stripe. Additionally, he has shot 50 percent or better from the field in nine of the last 11 games.

Garza has netted double figures in five of Iowa's last eight games. He had his best game as a collegiate player against Northern Illinois, going 8-of-8 from the field, including making all three 3-pointers, and 6-of-8 from the charity stripe, scoring a personal-best 25 points. He also denied a season-best five shots. His efforts garnered the forward Big Ten Freshman of the Week accolades for the second time this season (Nov. 13 and Jan. 2).

Against Chicago State on Nov. 10, Garza became the second Hawkeye in the last 20 years to register 16 points and five rebounds in their debut (Aaron White in 2011).

Garza followed up that performance against Chicago State (16 points, 5 rebounds) with a double-double against Alabama State. The native of Washington, D.C., had 11 points and a game-best 13 rebounds. Garza is the fifth Hawkeye to post a double-double in either his first or second game over the last 20 years, joining Dean Oliver, Reggie Evans, Devon Archie, and Aaron White. Garza's efforts in those first two wins garnered the forward Big Ten Freshman of the Week accolades.



### **COOKIN' WITH TYLER**

Tyler Cook ranks first in scoring (14.7) and rebounding (6.3). Cook has made a team-best 58.4 percent of his field goal attempts (minimum 125 attempts).

He had the best game of his collegiate career against UAB (29 points on 8-of-11 shooting from the field and 13-of-16 from the free throw line).

During Iowa's five-game win streak (Dec. 10-Dec. 29), Cook averaged 15.2 points. He made 30-of-44 (.682) field goals and 16-of-24 (.667) free throws. He dunked the ball nine times during that stretch, including a season-high six versus Drake. Overall, Cook has 32 dunks this season.

Cook is eight in the league in field goal accuracy (.584) and is 17th in rebounding (6.3). The native of St. Louis has one double-double to his credit this season (Penn State).

Not only has Cook done a good job getting to the free throw line, but making his foul shots. Cook ranks 35th nationally in free throw attempts (109) and 62nd in free throw makes (76). He also ranks 45th in field goal percentage (.584).

### **STANDING TALL**

Iowa has a nine players on its 16-play roster who stand 6-foot-7 or taller. The Hawkeyes own a +5.8 rebounding margin, which ranks third in the Big Ten and 48th nationally. Iowa averages 40 rebounds per game, which ranks 36th in the country. Iowa has only averaged 40 rebounds or more per game once since the 1996-97 season (40.3 in 2013-14).

### **MISSING IN ACTION**

Iowa has played two games this season (Drake and Southern Utah) with a full active roster of 16.

- Connor McCaffery: 14 games (combination of ankle, mono, tonsils)
- Nicholas Baer: first six games (finger)
- Ahmad Wagner: UAB (shoulder) and Colorado (ankle)
- Ryan Kriener: Indiana (concussion)
- Cordell Pems: Southern University (leg laceration)

### **CONNOR McCAFFERY OUT INDEFINITELY**

Freshman guard Connor McCaffery underwent a tonsillectomy on Dec. 27 at the University of Iowa Hospitals and Clinics as a result of recurrent bouts of throat infections and his recent case of mononucleosis.

McCaffery, who already missed 10 games of his freshman campaign due to a sprained ankle and mononucleosis, will be out for an indeterminate period of time.

The native of Iowa City has played limited minutes in four non-conference games.

### **BACK IN ACTION**

Sophomore forward Cordell Pems had successful sports hernia surgery in May. Pems did not participate in the Prime Time League nor Iowa's exhibition games overseas.

Pems is averaging 5.9 points and 5.4 rebounds in 17 contests. The native of Dubuque, Iowa, reached double figures four times this season, including netting 10 points in Iowa's win over Colorado. He scored 10 points and snagged eight rebounds before leaving Iowa's game at Iowa State on Dec. 7, due to injury. Pems did not play against Southern on Dec. 10, however returned to action versus Drake posting eight rebounds and six points.

Pems netted a game-high 15 points in Iowa's win over Alabama State on Nov. 12. He had a personal-best 14 rebounds and a career-best six assists at Virginia Tech. The 14 boards against the Hokies are the fifth most by a Big Ten player this season.

Pems started 14 of 34 games a year ago, averaging 8.9 points and five rebounds per contest. The forward shot a single-season school record 61.7 percent (116-of-188) from the field his during freshman campaign.

### **IOWA HISTORY**

Iowa has played 2,758 games since beginning basketball in 1902. Iowa's overall record is 1,621-1,137 (.588). Iowa's 1,621 wins are 39th most among Division I programs. That includes a 1,036-363 (.740) record in home games, a 581-771 (.430) record in contests away from Iowa City, a 762-769 (.498) mark in Big Ten games and a 441-137 (.763) record in Carver-Hawkeye Arena.

### **LAST THREE GAMES STATISTICS**

#	Player	gp-gs	min	avg	Total		3-Point		F-Throw		Rebounds				pf	dq	a	to	blk	stl	pts	avg
					fg-fga	fg%	3fg-fga	3fg%	ft-fa	ft%	off	def	tot	avg								
05	Cook, Tyler	3-3	88	29.3	20-37	.541	0-0	.000	16-23	.696	6	12	18	6.0	9	1	2	8	2	2	56	18.7
03	Bohannon, Jordan	3-3	99	33.0	15-37	.405	10-22	.455	4-4	1.000	0	7	7	2.3	10	0	18	9	0	0	44	14.7
04	Moss, Isaiah	3-3	76	25.3	15-30	.500	5-10	.500	3-5	.600	2	3	5	1.7	4	0	6	4	2	1	38	12.7
55	Garza, Luka	3-2	63	21.0	10-18	.556	1-3	.333	6-8	.750	5	7	12	4.0	6	0	0	3	3	1	27	9.0
51	Baer, Nicholas	3-3	78	26.0	8-14	.571	4-7	.571	0-2	.000	8	12	20	6.7	9	1	7	3	4	3	20	6.7
01	Dailey, Maishe	3-0	61	20.3	8-20	.400	3-6	.500	0-1	.000	1	7	8	2.7	1	0	6	3	0	0	19	6.3
35	Pems, Cordell	3-0	56	18.7	2-6	.333	0-0	.000	5-6	.833	0	11	11	3.7	4	0	5	5	0	0	9	3.0
02	Nunge, Jack	3-1	19	6.3	2-6	.333	1-3	.333	0-0	.000	1	2	3	1.0	2	0	2	2	0	0	5	1.7
15	Kriener, Ryan	3-0	17	5.7	1-3	.333	0-0	.000	0-0	.000	1	1	2	0.7	3	0	1	2	1	0	2	0.7
00	Wagner, Ahmad	3-0	27	9.0	1-2	.500	0-1	.000	0-1	.000	3	2	5	1.7	4	0	2	1	0	0	2	0.7
24	Ellingson, Brady	2-0	16	8.0	0-4	.000	0-1	.000	0-0	.000	0	1	1	0.5	0	0	1	0	0	0	0	0.0
Team											4	3	7		2			1				
Total.....		3	600		82-177	.463	24-53	.453	34-50	.680	31	68	99	33.0	54	2	50	41	12	7	222	74.0
Opponents.....		3	599		97-183	.530	22-62	.355	42-58	.724	25	74	99	33.0	51	1	53	28	6	16	258	86.0

## IOWA'S 2017-18 STATISTICAL COMPARISONS

	All Games	Big Ten	Home Games	Away Games	Iowa Wins	Iowa Losses
Record	9-9	0-5	6-3	3-6	9-0	0-9
Points	80.7	71.8	86.1	75.3	90.9	70.6
Opp. Pts	75.0	82.4	70.8	79.2	68.3	81.7
FG%	.481	.455	.505	.459	.530	.435
FG Def.	.437	.486	.417	.446	.402	.473
3-PT%	.385	.427	.405	.364	.401	.368
3-pt. Def.	.332	.396	.343	.320	.295	.371
FT%	.667	.638	.672	.659	.688	.626
REB	40.0	36.0	40.7	39.3	41.0	39.0
AST	19.2	16.6	22.0	16.4	22.6	15.9
TO	13.8	15.4	12.0	15.7	12.2	15.4
STL	5.4	3.6	6.1	4.7	6.9	3.9
BLK	4.9	4.8	6.2	3.7	5.8	4.1

## FRAN MCCAFFERY TO BE INDUCTED INTO SIENA HALL OF FAME

The Siena Athletics Hall of Fame Class of 2017 includes former men's basketball head coach Fran McCaffery. McCaffery and three others, including former player Ronald Moore (2009-12), will be enshrined in a special ceremony on Feb. 18 at the Times Union Center, prior to the men's basketball game versus Monmouth.

McCaffery led Siena to the most decorated five-year run in program history, which culminated with the Saints being the only Division I program to win both their regular season and tournament championships for three consecutive years from 2008-10. The Philadelphia native amassed a 112-51 (.687) overall record from 2005-10, including a 68-22 (.756) mark in the MAAC. McCaffery guided Siena to four straight 20-win seasons and MAAC Tournament Championship Game appearances. Named the 2009-10 NABC District I Coach of the Year and 2008-09 MAAC Coach of the Year, he led Siena to school record-tying 27-win seasons in each of his last two years at the helm, which included a program record 15-game winning streak in his final campaign. McCaffery both recruited and coached four fellow Siena Athletics Hall of Famers, and three of the top-five scorers in program history.

## BOHANNON NAMED CANDIDATE FOR BOB COUSY AWARD

Sophomore Jordan Bohannon is on the 20-player watch list for the 2018 Bob Cousy Point Guard of the Year Award. The annual honor recognizes the top point guards in Division I men's college basketball. A national committee comprised of top college basketball personnel determined the watch list of 20 candidates.

Bohannon has four 10+ assists games in his career (Indiana, South Dakota, TCU, and Ohio State), which ties Andre Woolridge for fourth most by a Hawkeye in program history.

The native of Marion, Iowa, has had a great start to the 2017-18 campaign, dishing out a team-best 90 assists, and averaging 12.1 points. He is averaging 2.61 3-pointers made per game, which ranks third in the league and 113th in the country.

Bohannon, one of five players named to the All-Big Ten Freshman Team, led the Hawkeyes in assists (175) and 3-pointers made (89), and was third in scoring (10.9 ppg). He was one of only two freshmen in the country over the last 25 seasons to register 175+ assists and 85+ 3-pointers. His 89 triples shattered Iowa's single-season freshman record, besting Matt Gatens' previous mark of 52 set in 2009. Bohannon's 175 assists are the most by an Iowa freshman and rank eighth-best by any Hawkeye player in a single season. He finished the season by posting a school-record three straight double-doubles in points and assists (Indiana, South Dakota, and TCU).

## COACHING EXPERIENCE

Fran McCaffery has the most experienced coaching staffs in the country. The Iowa men's basketball staff has 58 years of combined collegiate head coaching experience and more than 125 years of collegiate coaching under their belts. Listed below are the number of years of head coaching experience on the Iowa staff.

Coach	Years
Fran McCaffery	21 years
Kirk Speraw	20 years
Sherman Dillard	10 years
Andrew Francis	2 years
Al Seibert	5 years

## HAWKEYE FASTBREAKS

- Iowa is 74-16 when scoring 80 points or more, the last eight seasons. The Hawkeyes are 67-2 when holding opponents to fewer than 61 points, the last eight years.
- Iowa was credited with 34 assists on 36 field goals in its non-conference finale against Northern Illinois. The 34 assists tie the school single-game record previously set on Dec. 1, 1984 against George Mason and are the most by a Big Ten team this season.
- Iowa is one of only three teams to have posted a Big Ten record of .500 or better each of the last five seasons (Michigan State and Wisconsin).
- Iowa has won 51 of its last 55 nonconference home games, dating back to 2012.
- Fran McCaffery and his coaching staff are the first in program history to win 18 games or more in six straight seasons. McCaffery's 137 victories rank second behind Tom Davis (152) for most in the first seven seasons as Iowa's head coach.
- Fran McCaffery has guided Iowa to upper division finishes in the Big Ten in each of the last five seasons. McCaffery has accumulated 17 first division finishes in 21 years as a head coach.

## HAWKEYES GO UNDEFEATED IN EUROPE

Iowa finished its European Tour with a perfect record in August notching wins in Germany, Switzerland, and Italy.

Four Hawkeyes averaged in double figures in the four games. Freshman Luka Garza averaged a double-double (22.5 points, 10.3 rebounds), sophomore Isaiah Moss averaged 12.5 points, Cook averaged 12.3 points, while Ryan Kriener averaged 11.3 points. As a team, the Hawkeyes shot 48.6 percent from the field, out-rebounded their opponents by 18, and had a +5.8 turnover margin.

Iowa played its first game in Germany, the home of Hawkeye senior Dom Uhl. The native of Frankfurt, Germany, had seven points, seven rebounds, three assists, two steals, and a block in his homecoming.

Garza led the team in scoring in all four games.

## RECENT GRADUATES PLAYING PROFESSIONAL BASKETBALL

A number of recent Iowa basketball graduates are playing professionally: Melsahn Basabe (Poland), Anthony Clemmons (Kazakhstan), Gabriel Olaseni (Spain), Jarrod Uthoff (NBA G League: Fort Wayne Mad Ants), Peter Jok (NBA G League: Northern Arizona Suns), Adam Woodbury (NBA G League: Westchester Knicks), and Aaron White (Lithuania).



## IOWA SIGNS 2 PREP STANDOUTS

Joe Wieskamp and C.J. Fredrick signed a National Letter of Intent to attend the University of Iowa on Nov. 8, 2017.

### C.J. Fredrick

Guard, 6-foot-4, 185 pounds

Cincinnati, Ohio (Covington Catholic High School)

- Averaged 19.7 ppg, 3.2 rpg, and 1.5 spg in 19 games as a junior
- Helped led Covington HS to district championship & regional runners-up honors... team ranked sixth in the state both his junior & senior seasons
- Team captain as a junior and senior
- Made 134-of-246 field goal attempts (.545), including 38-of-94 (.404) from 3-point range as a junior
- Averaged 10.7 ppg, 2.7 rpg, and 1.6 apg as a sophomore
- 2017 Most Outstanding Player 35th District Boys Basketball Tournament
- Helped his team place third at the 2016 King of the Bluegrass Tournament, while earning all-tournament team accolades
- Played on the Indian Elite AAU squad and head coach Mike Fox
- 2016 and 2017 All-Conference Division 1 All-Star Team
- 2016 & 2017 Northern Kentucky Coaches Association All-Star Team
- 2017 Adidas AAU No. 1 Class of 2018 Top 3-Point Percentage Shooter (.506)

### FRAN McCAFFERY ON C.J. FREDRICK

"C.J. is a good shooter and scorer, but also is a good ball handler and creates shots for other people. He's equally adept at making plays for himself and his teammates that help you win. C.J. is fiercely competitive and can play multiple positions. He felt comfortable here during the recruiting process, watched us on TV, and really studied our program. I coached his uncle and have known his father for a long time."

### Joe Wieskamp (pronounced WEEZ-kamp)

Guard, 6-foot-7, 195 pounds

Muscatine, Iowa (Muscatine High School)

- School record holder in career points (1,573), points in a single-game (50), 3-pointers in a single-season (62), scoring average (30.4 ppg), and career rebounds
- Averaged a school-record 30.4 points per game as a junior
- Made a school-record 62 3-pointers last season as a junior
- Team captain his senior year
- Two-time first team all-state honoree
- 2017 Iowa Gatorade Player of the Year
- Currently ranked 40th and 68th by Rivals and ESPN, respectively, in the Class of 2018
- Averaged 18.6 points as a freshman, 21.6 points as a sophomore, and 30.4 points as a junior
- 2017 All-Iowa Boys Basketball Elite Team (Des Moines Register)
- MAC Player of the Year as a junior
- Three-time first-team All-MAC Player
- Also played on the Iowa Barnstormers AAU program
- Member of the Adidas US-Select Team
- NBPA Top 100 All-Tournament Team
- Excels in the classroom, boasting a 4.0 GPA
- National Honor Society member

### FRAN McCAFFERY ON JOE WIESKAMP

"Not only is Joe is an incredibly versatile player, but he is a person with terrific character, basketball intellect, and commitment to the team. He has one of the best 3-point shooting strokes I have ever seen. We could not be more thrilled because he epitomizes everything you look for. He understands how to win and does what it takes to win."

## RECENT BIG TEN SUCCESS

Below is a list of conference wins the last three years and four years. The Hawkeyes rank high in both breakdowns.

### Last 3 Years (2015-17)

1.	Wisconsin .....	40
2.	Purdue .....	38
	Maryland .....	38
4.	Michigan State .....	35
5.	<b>IOWA .....</b>	<b>34</b>
6.	Indiana .....	31
7.	Ohio State .....	29
8.	Michigan .....	28
9.	Northwestern .....	24
10.	Illinois .....	22
11.	Minnesota .....	19
12.	Nebraska .....	17
	Penn State .....	17
14.	Rutgers .....	6

### Last 4 Years (2014-17)

1.	Wisconsin .....	52
2.	Michigan State .....	47
3.	<b>IOWA .....</b>	<b>43</b>
	Michigan .....	43
	Purdue .....	43
6.	Ohio State .....	39
7.	Indiana .....	38
8.	Northwestern .....	30
9.	Illinois .....	29
10.	Nebraska .....	28
11.	Minnesota .....	27
12.	Penn State .....	23

## WEEKLY NEWS CONFERENCE SCHEDULE

Head coach Fran McCaffery will hold a weekly news conference and teleconferences to discuss his team preview upcoming games. Below are the upcoming dates:

### News Conference Schedule

Jan. 16 (Tues.); Jan. 29 (Mon., 2 pm); Feb. 5 (Mon, 2 pm); Feb. 16 (Fri.)

### Teleconferences

Jan. 19 (Fri.); Jan. 22 (Mon.); Jan. 26 (Fri.); Feb. 2 (Fri.); Feb. 9 (Fri.)

## IOWA HEADSHOTS AVAILABLE ONLINE

Up-to-date head shots of all Iowa players and coaches are available on the internet at [pics.hawkeyesports.com](http://pics.hawkeyesports.com).

## ON THE HORIZON

Iowa will be idle this weekend before playing its third straight road game at Rutgers on Wednesday, Jan. 17, in Piscataway, New Jersey. Tipoff is slated for 6 p.m. (CT) with the game being televised on BTN.

# 51 NICHOLAS BAER

RS-Junior • Forward • 6-7 • 210  
Bettendorf, Iowa • Bettendorf HS



## 2017-18 GAME-BY-GAME STATS

Opponent	Date	gs	min	Total		3-Pointers		Free throws		Rebounds				pf	a	t/o	blk	stl	pts	avg	
				fg-fga	pct	3fg-fga	pct	ft-fa	pct	off	def	tot	avg								
at Virginia Tech	11/28/17		22	2-9	.222	1-5	.200	0-0	.000	1	3	4	4.0	2	0	2	0	1	5	5.0	
PENN STATE	12/02/17	*	26	2-7	.286	0-3	.000	0-0	.000	3	2	5	4.5	1	0	2	2	0	4	4.5	
at Indiana	12/04/17		14	1-3	.333	1-3	.333	0-0	.000	0	3	3	4.0	4	1	3	3	1	3	4.0	
at Iowa State	12/07/17		21	3-7	.429	2-5	.400	0-0	.000	5	2	7	4.8	4	2	2	0	0	8	5.0	
SOUTHERN	12/10/17	*	12	1-3	.333	1-2	.500	1-3	.333	1	2	3	4.4	2	2	1	0	1	4	4.8	
vs Drake	12/16/17	*	23	5-12	.417	1-4	.250	0-1	.000	5	9	14	6.0	1	5	2	1	5	11	5.8	
SOUTHERN UTAH	12/19/17	*	21	2-4	.500	0-2	.000	1-1	1.000	3	7	10	6.6	1	2	2	1	2	5	5.7	
vs Colorado	12/22/17	*	19	1-5	.200	0-2	.000	0-0	.000	0	3	3	6.1	2	1	1	1	2	2	5.3	
NORTHERN ILLINOIS	12/29/17	*	12	2-3	.667	1-2	.500	0-0	.000	1	1	2	5.7	1	0	0	0	1	5	5.2	
MICHIGAN	01/02/18	*	26	1-1	1.000	1-1	1.000	0-2	.000	3	4	7	5.8	2	2	2	1	2	3	5.0	
OHIO STATE	01/04/18	*	24	4-7	.571	2-4	.500	0-0	.000	1	1	2	5.5	5	1	1	1	1	10	5.5	
at Maryland	01/07/18	*	28	3-6	.500	1-2	.500	0-0	.000	4	7	11	5.9	2	4	0	2	0	7	5.6	
Totals			9	248	27-67	.403	11-35	.314	2-7	.286	27	44	71	5.9	27	20	18	12	16	67	5.6

## SEASON / CAREER STATS

### POINTS

SEASON: 11 VS. DRAKE (12/16/17)  
CAREER: 20 VS. PENN STATE (3/5/17)

### REBOUNDS

SEASON: 14 VS. DRAKE (12/16/17)  
CAREER: 14 VS. DRAKE (12/16/17)

### ASSISTS

SEASON: 5 VS. DRAKE (12/16/17)  
CAREER: 6 VS. SAVANNAH STATE (11/13/16)

### BLOCKS

SEASON: 3 AT INDIANA (12/4/17)  
CAREER: 6, 2X, LAST AT NEBRASKA (1/5/17)

### STEALS

SEASON: 5 VS. DRAKE (12/16/17)  
CAREER: 5 VS. DRAKE (12/16/17)

### MINUTES

SEASON: 28, AT MARYLAND (1/7/18)  
CAREER: 35 VS. INDIANA (2/21/17)

### FIELD GOALS MADE

SEASON: 5 VS. DRAKE (12/16/17)  
CAREER: 8 VS. TENNESSEE TECH (12/22/15)

### FIELD GOALS ATTEMPTED

SEASON: 12 VS. DRAKE (12/16/17)  
CAREER: 13 VS. VILLANOVA (3/20/16)

### 3-POINT FIELD GOALS MADE

SEASON: 2, 2X, LAST VS. OHIO STATE (1/4/18)  
CAREER: 4, 4X, LAST VS. TCU (3/19/17)

### 3-POINT FIELD GOALS ATTEMPTED

SEASON: 5, 2X, LAST AT IOWA STATE (12/7/17)  
CAREER: 7, 2X, LAST VS. ILLINOIS (2/18/17)

### FREE THROWS MADE

SEASON: 1, 2X LAST VS. SOUTHERN UTAH (12/19/17)  
CAREER: 6 VS. IOWA STATE (12/8/16)

### FREE THROWS ATTEMPTED

SEASON: 3 VS. SOUTHERN (12/10/17)  
CAREER: 7 VS. IOWA STATE (12/8/16)

- Missed Iowa's first six games due to a broken pinky finger in non-shooting hand (left)
- Started eight games, including the last eight (five wins)
- Grabbed a game-high 11 rebounds, along with seven points, four assists, and no turnovers Sunday at Maryland
- Tallied 10 points on 4-of-7 shooting from the field versus Ohio State
- Stuffed the stat sheet in win over Drake with a career-high 14 rebounds and five steals, while also being credited with five assists and 11 points
- Made at least one 3-pointer in nine of 12 games played
- Blocked a team-best three shots at Indiana
- Started first game of the year posting season bests in rebounds (5) and blocks (2) versus Penn State
- Awarded the 2017 Big Ten Sixth Man of the Year as a sophomore
- Only Division I player in 2016-17 and only Big Ten player over the last 25 seasons to amass 250 points, 45 steals, 45 3-pointers, and 40+ blocked shots in a season

## PRODUCTION TRACKER

	Season	Career
Scored 10+ Points:	2	17
Scored 15+ Points:	0	4
Scored 20+ Points:	0	1
Had 5+ Assists:	1	3
Had 3+ Blocks:	1	8
Had 3+ Steals:	1	8
Made 3+ 3-Pointers:	0	10
Led Team in Scoring:	0	2
Led Team in Rebounding:	3	16
Led Team in Assists:	0	1
Led Team in Steals:	6	19
Led Team in Blocks:	5	26
Double-Double:	1	4



## CAREER STATS

YEAR	G/GS	FG-A	PCT	3-PT	PCT	FT-A	PCT	RB	AVG	PF-FO	AS	TO	BK	ST	PTS	AVG
Fresh.	33/0	61-123	.496	26-66	.394	10-15	.667	85	2.6	49-0	17	17	19	23	158	4.8
Soph.	34/10	91-203	.448	46-116	.397	27-44	.614	197	5.8	78-1	59	27	43	48	255	7.5
Junior	12/9	27-67	.403	11-35	.314	2-7	.286	71	5.9	27-1	20	18	12	16	67	5.6
TOTALS	79/19	179-393	.455	83-217	.382	39-66	.591	353	4.5	154-2	96	62	74	87	480	6.1





# 3 JORDAN BOHANNON

Sophomore • Guard • 6-0 • 180  
Marion, Iowa • Linn-Mar HS



## 2017-18 GAME-BY-GAME STATS

Opponent	Date	gs	min	Total		3-Pointers		Free throws		Rebounds				pf	a	t/o	blk	stl	pts	avg	
				fg-fga	pct	3fg-fga	pct	ft-fa	pct	off	def	tot	avg								
CHICAGO STATE	11/10/17	*	21	4-10	.400	4-7	.571	0-0	.000	0	1	1	1.0	1	6	0	0	1	12	12.0	
ALABAMA STATE	11/12/17	*	18	1-4	.250	1-4	.250	2-2	1.000	0	1	1	1.0	1	6	1	0	0	5	8.5	
GRAMBLING STATE	11/16/17	*	28	1-7	.143	1-4	.250	9-10	.900	1	1	2	1.3	2	7	1	0	2	12	9.7	
vs Louisiana	11/20/17	*	36	7-16	.438	4-9	.444	3-4	.750	0	1	1	1.3	2	1	4	0	0	21	12.5	
vs South Dakota State	11/21/17	*	32	2-5	.400	2-5	.400	1-2	.500	1	1	2	1.4	3	7	1	0	0	7	11.4	
vs UAB	11/22/17	*	35	9-12	.750	6-8	.750	6-6	1.000	0	1	1	1.3	1	4	2	0	1	30	14.5	
at Virginia Tech	11/28/17	*	36	4-12	.333	4-8	.500	0-0	.000	0	2	2	1.4	1	3	2	0	0	12	14.1	
PENN STATE	12/02/17	*	34	3-6	.500	2-4	.500	0-0	.000	0	2	2	1.5	2	4	3	0	1	8	13.4	
at Indiana	12/04/17	*	29	2-8	.250	2-6	.333	1-2	.500	0	4	4	1.8	1	4	5	0	0	7	12.7	
at Iowa State	12/07/17	*	31	7-13	.538	5-10	.500	0-0	.000	0	1	1	1.7	3	2	4	0	0	19	13.3	
SOUTHERN	12/10/17	*	25	1-6	.167	0-3	.000	2-2	1.000	0	3	3	1.8	1	5	0	0	1	4	12.5	
vs Drake	12/16/17	*	29	6-8	.750	3-4	.750	0-1	.000	0	2	2	1.8	0	7	1	0	0	15	12.7	
SOUTHERN UTAH	12/19/17	*	29	1-7	.143	1-4	.250	0-0	.000	1	4	5	2.1	2	7	2	0	0	3	11.9	
vs Colorado	12/22/17	*	27	4-7	.571	1-4	.250	5-7	.714	0	6	6	2.4	2	2	3	0	1	14	12.1	
NORTHERN ILLINOIS	12/29/17	*	21	2-7	.286	1-5	.200	0-0	.000	0	2	2	2.3	0	7	0	0	0	5	11.6	
MICHIGAN	01/02/18	*	33	4-11	.364	4-7	.571	0-0	.000	0	4	4	2.4	3	3	2	0	0	12	11.6	
OHIO STATE	01/04/18	*	30	6-13	.462	1-5	.200	2-2	1.000	0	1	1	2.4	4	10	1	0	0	15	11.8	
at Maryland	01/07/18	*	36	5-13	.385	5-10	.500	2-2	1.000	0	2	2	2.3	3	5	6	0	0	17	12.1	
Totals			18	530	69-165	.418	47-107	.439	33-40	.825	3	39	42	2.3	32	90	38	0	7	218	12.1

### SEASON / CAREER STATS

#### POINTS

SEASON: 30 VS. UAB (11/22/17)  
CAREER: 30 VS. UAB (11/22/17)

#### REBOUNDS

SEASON: 6 VS. COLORADO (12/22/17)  
CAREER: 6 VS. COLORADO (12/22/17)

#### ASSISTS

SEASON: 10 VS. OHIO STATE (1/4/18)  
CAREER: 13 VS. TCU (3/19/17)

#### BLOCKS

SEASON: - - -  
CAREER: 1, 2X, LAST AT MINNESOTA (2/8/17)

#### STEALS

SEASON: 2, 2X, LAST VS. GRAMBLING ST (11/16/17)  
CAREER: 4, 2X, LAST VS. INDIANA (2/21/17)

#### MINUTES

SEASON: 36, 3X, LAST AT MARYLAND (1/7/18)  
CAREER: 45 AT MINNESOTA (2/8/17)

#### FIELD GOALS MADE

SEASON: 9 VS. UAB (11/22/17)  
CAREER: 9 VS. UAB (11/22/17)

#### FIELD GOALS ATTEMPTED

SEASON: 16 VS. LOUISIANA (11/20/17)  
CAREER: 18 AT NOTRE DAME (11/29/16)

#### 3-POINT FIELD GOALS MADE

SEASON: 6 VS. UAB (11/22/17)  
CAREER: 8 AT MARYLAND (2/25/17)

#### 3-POINT FIELD GOALS ATTEMPTED

SEASON: 10, 2X, LAST AT MARYLAND (1/7/18)  
CAREER: 15 AT NOTRE DAME (11/29/16)

#### FREE THROWS MADE

SEASON: 9 VS. GRAMBLING STATE (11/16/17)  
CAREER: 9 VS. GRAMBLING STATE (11/16/17)

#### FREE THROWS ATTEMPTED

SEASON: 10 VS. GRAMBLING STATE (11/16/17)  
CAREER: 10 VS. GRAMBLING STATE (11/16/17)

- In B1G stats, ranks second in 3-point accuracy (.439), and third in assists (5.0) and 3-pointers made per game (2.6)
- Ranks second on the team in scoring (12.1) and first in assists (5.0)
- Made four or more 3-pointers seven times, including a season-high six in victory versus UAB
- Credited with seven or more assists six times this season, including four of the last seven games
- Tallied 17 points, bolstered by 5-of-10 shooting from 3-point range, at Maryland on Sunday
- Had a season-best 10 assists versus Ohio State, along with 15 points last Thursday
- Registered seven assists with zero turnovers to go along with five points scored in win over Northern Illinois
- Dished out a game-high five assists and had zero turnovers in win over Southern University
- Tallied a team-best 19 points, bolstered by 5-of-10 shooting from 3-point range, at Iowa State
- Made first four 3-point attempts at Virginia Tech, finishing the game with 12 points on 4-of-8 from 3-point range
- Posted career bests in free throws made (9) and attempted (10) in win over Grambling State
- Scored a career-best 30 points, bolstered by 6-of-8 shooting from 3-point range, in win over UAB
- One of only two freshmen nationally the last 25 years to register 175+ assists and 85+ 3-pointers
- His 175 assists are most by a Hawkeye freshman in a single-season, besting Jeff Horner's 140 in 2003

## PRODUCTION TRACKER

	Season	Career
Scored 10+ Points:	11	28
Scored 15+ Points:	6	16
Scored 20+ Points:	2	7
Had 5+ Assists:	9	28
Had 3+ Blocks:	0	0
Had 3+ Steals:	0	2
Made 3+ 3-Pointers:	7	20
Led Team in Scoring:	2	9
Led Team in Rebounding:	0	0
Led Team in Assists:	16	39
Led Team in Steals:	2	9
Led Team in Blocks:	0	0
Double-Double:	0	3



## CAREER STATS

YEAR	G/GS	FG-A	PCT	3-PT	PCT	FT-A	PCT	RB	AVG	PF-FO	AS	TO	BK	ST	PTS	AVG
Fresh.	34/28	118-304	.388	89-214	.416	47-55	.855	76	2.2	55-0	175	76	2	29	372	10.9
Soph.	18/18	69-165	.418	47-107	.439	33-40	.825	42	2.3	32-0	90	38	0	7	218	12.1
TOTALS	52/46	187-469	.399	136-321	.424	80-95	.842	118	2.3	87-0	265	114	2	36	590	11.3

# 5 TYLER COOK

Sophomore • Forward • 6-9 • 255  
St. Louis, Missouri • Chaminade Prep



## 2017-18 GAME-BY-GAME STATS

Opponent	Date	gs	min	Total		3-Pointers		Free throws		Rebounds				pf	a	t/o	blk	stl	pts	avg	
				fg-fga	pct	3fg-fga	pct	ft-fa	pct	off	def	tot	avg								
CHICAGO STATE	11/10/17	*	21	4-4	1.000	0-0	.000	4-7	.571	2	4	6	6.0	1	3	0	0	1	12	12.0	
ALABAMA STATE	11/12/17	*	16	4-8	.500	0-1	.000	2-4	.500	2	4	6	6.0	2	2	0	0	1	10	11.0	
GRAMBLING STATE	11/16/17	*	29	4-6	.667	0-0	.000	7-8	.875	4	3	7	6.3	4	1	3	1	1	15	12.3	
vs Louisiana	11/20/17	*	22	2-5	.400	0-0	.000	2-2	1.000	2	4	6	6.3	2	0	0	0	0	6	10.8	
vs South Dakota State	11/21/17	*	28	4-10	.400	0-0	.000	3-4	.750	1	5	6	6.2	5	1	1	2	0	11	10.8	
vs UAB	11/22/17	*	35	8-11	.727	0-0	.000	13-16	.813	1	5	6	6.2	4	1	3	0	0	29	13.8	
at Virginia Tech	11/28/17	*	29	6-10	.600	0-0	.000	4-6	.667	1	8	9	6.6	3	1	2	2	0	16	14.1	
PENN STATE	12/02/17	*	34	7-13	.538	0-0	.000	9-13	.692	7	5	12	7.3	1	4	5	0	1	23	15.3	
at Indiana	12/04/17	*	14	4-8	.500	1-1	1.000	0-0	.000	4	1	5	7.0	3	0	3	0	1	9	14.6	
at Iowa State	12/07/17	*	25	1-5	.200	0-2	.000	0-2	.000	4	4	8	7.1	2	5	3	0	0	2	13.3	
SOUTHERN	12/10/17	*	17	3-5	.600	0-0	.000	2-2	1.000	0	4	4	6.8	4	0	1	2	0	8	12.8	
vs Drake	12/16/17	*	26	10-13	.769	0-1	.000	3-3	1.000	1	3	4	6.6	3	3	6	0	1	23	13.7	
SOUTHERN UTAH	12/19/17	*	22	7-12	.583	0-0	.000	2-4	.500	1	6	7	6.6	2	1	0	1	0	16	13.8	
vs Colorado	12/22/17	*	31	4-7	.571	0-0	.000	4-8	.500	3	3	6	6.6	2	0	4	2	0	12	13.7	
NORTHERN ILLINOIS	12/29/17	*	17	6-7	.857	0-0	.000	5-7	.714	2	1	3	6.3	0	3	3	0	0	17	13.9	
MICHIGAN	01/02/18	*	34	10-15	.667	0-0	.000	8-11	.727	0	8	8	6.4	1	1	4	1	1	28	14.8	
OHIO STATE	01/04/18	*	27	7-15	.467	0-0	.000	7-8	.875	6	3	9	6.6	3	0	1	1	0	21	15.2	
at Maryland	01/07/18	*	27	3-7	.429	0-0	.000	1-4	.250	0	1	1	6.3	5	1	3	0	1	7	14.7	
Totals			18	454	94-161	.584	1-5	.200	76-109	.697	41	72	113	6.3	47	27	42	12	8	265	14.7

### SEASON / CAREER STATS

#### POINTS

SEASON: 29 vs. UAB (11/22/17)

CAREER: 30 vs. UAB (11/22/17)

#### REBOUNDS

SEASON: 12 vs. PENN STATE (12/2/17)

CAREER: 12 vs. PENN STATE (12/2/17)

#### ASSISTS

SEASON: 5 AT IOWA STATE (12/7/17)

CAREER: 5 AT IOWA STATE (12/7/17)

#### BLOCKS

SEASON: 2, 4X, LAST VS. COLORADO (12/22/17)

CAREER: 2, 4X, LAST VS. COLORADO (12/22/17)

#### STEALS

SEASON: 1, 6X, LAST AT MARYLAND (1/7/18)

CAREER: 3 AT RUTGERS (1/31/17)

#### MINUTES

SEASON: 35 vs. UAB (11/22/17)

SEASON: 35 vs. UAB (11/22/17)

#### FIELD GOALS MADE

SEASON: 10, 2X, LAST VS. MICHIGAN (1/2/18)

CAREER: 10, 2X, LAST VS. MICHIGAN (1/2/18)

#### FIELD GOALS ATTEMPTED

SEASON: 15, 2X, LAST VS. OHIO STATE (1/4/18)

CAREER: 15, 2X, LAST VS. OHIO STATE (1/4/18)

#### 3-POINT FIELD GOALS MADE

SEASON: 1 AT INDIANA (12/4/17)

CAREER: 1, 2X, LAST AT INDIANA (12/4/16)

#### 3-POINT FIELD GOALS ATTEMPTED

SEASON: 2 AT IOWA STATE (12/7/17)

CAREER: 3 VS. SETON HALL (11/17/16)

#### FREE THROWS MADE

SEASON: 13 vs. UAB (11/22/17)

CAREER: 13 vs. UAB (11/22/17)

#### FREE THROWS ATTEMPTED

SEASON: 13, 2X LAST VS. PENN STATE (12/2/17)

CAREER: 13, 2X LAST VS. PENN STATE (12/2/17)

- In B1G stats, ranks eighth in field goal percentage (.584), 13th in scoring (14.7), and 17th in rebounds (6.3)
- Dunked the ball 35 times this season, including a season-best six in Iowa's win over Drake
- Made a team-best 58.4% of his field goal attempts and has team bests in FTs made (76) and attempted (109)
- Grabbed six or more rebounds in 13 of Iowa's 18 games
- Scored in double figures a team-best 13 times, including six of the last seven contests
- Led team in scoring (21) and rebounds (9) versus Ohio State last Thursday, including making 7-of-8 free throws
- Registered game highs in scoring (28) and rebounds (8) versus Michigan
- Netted a game-high 23 points on 10-of-13 shooting from the field and 3-of-3 from the FT line in win over Drake
- Posted first double-double of the season, totaling game bests in scoring (23) and rebounding (12) vs. Penn State
- Averaged 15.3 points and six rebounds in three games at the Cayman Islands Classic
- Poured in a career-best 29 points (8-of-11 FG, 13-of-16 FT) in win over UAB
- His 13 free throws made versus UAB are the fourth most in the Fran McCaffery era (2010-present)
- Had his 22 consecutive field goals made streak snapped on his first attempt against Alabama State; streak spanned four games, dating back to the second half of the Indiana game at the Big Ten Tournament on March 9

## PRODUCTION TRACKER

	Season	Career
Scored 10+ Points:	13	32
Scored 15+ Points:	9	16
Scored 20+ Points:	5	7
Had 5+ Assists:	0	0
Had 3+ Blocks:	0	0
Had 3+ Steals:	0	1
Made 3+ 3-Pointers:	0	0
Led Team in Scoring:	4	6
Led Team in Rebounding:	6	16
Led Team in Assists:	1	2
Led Team in Steals:	3	6
Led Team in Blocks:	5	12
Double-Double:	1	3



## CAREER STATS

YEAR	G/GS	FG-A	PCT	3-PT	PCT	FT-A	PCT	RB	AVG	PF-FO	AS	TO	BK	ST	PTS	AVG
Fresh.	27/26	128-231	.554	2-8	.250	73-122	.598	143	5.3	67-0	26	65	11	18	331	12.3
Soph.	18/18	94-161	.584	1-5	.200	76-109	.697	113	6.3	47-2	27	42	12	8	265	14.7
TOTALS	45/44	222-392	.566	3-13	.231	149-231	.645	256	5.7	114-2	53	107	23	26	596	13.2



# 1 MAISHE DAILEY

Sophomore • Guard • 6-7 • 195  
Beachwood, Ohio • Beachwood HS



## 2017-18 GAME-BY-GAME STATS

Opponent	Date	gs	min	Total		3-Pointers		Free throws		Rebounds				pf	a	t/o	blk	stl	pts	avg
				fg-fga	pct	3fg-fga	pct	ft-fa	pct	off	def	tot	avg							
CHICAGO STATE	11/10/17	18	3-5	.600	1-2	.500	3-3	1.000	1	1	2	2.0	1	1	3	0	0	0	10	10.0
ALABAMA STATE	11/12/17	20	4-10	.400	2-6	.333	1-2	.500	0	2	2	2.0	0	3	0	0	0	2	11	10.5
GRAMBLING STATE	11/16/17	7	1-2	.500	1-2	.500	0-0	.000	0	0	0	1.3	0	1	0	0	0	0	3	8.0
vs Louisiana	11/20/17	17	1-2	.500	0-1	.000	2-2	1.000	0	1	1	1.3	0	2	0	0	0	0	4	7.0
vs South Dakota State	11/21/17	5	0-2	.000	0-2	.000	0-0	.000	0	0	0	1.0	0	0	0	0	0	0	0	5.6
vs UAB	11/22/17	20	1-2	.500	1-1	1.000	4-4	1.000	0	2	2	1.2	1	1	0	0	0	0	7	5.8
at Virginia Tech	11/28/17	12	2-5	.400	0-2	.000	0-0	.000	0	0	0	1.0	1	0	2	0	0	0	4	5.6
PENN STATE	12/02/17	4	0-0	.000	0-0	.000	0-0	.000	0	0	0	0.9	0	0	0	0	0	0	0	4.9
at Indiana	12/04/17	21	1-7	.143	1-4	.250	0-0	.000	0	5	5	1.3	0	4	0	0	0	0	3	4.7
at Iowa State	12/07/17	18	2-4	.500	2-3	.667	0-0	.000	0	6	6	1.8	1	0	1	0	0	0	6	4.8
SOUTHERN	12/10/17	21	3-9	.333	3-6	.500	0-0	.000	2	2	4	2.0	0	2	0	0	0	0	9	5.2
vs Drake	12/16/17	13	0-1	.000	0-1	.000	0-0	.000	0	1	1	1.9	0	1	1	0	0	0	0	4.8
SOUTHERN UTAH	12/19/17	18	3-6	.500	2-4	.500	0-0	.000	0	3	3	2.0	0	2	1	0	1	0	8	5.0
vs Colorado	12/22/17	27	5-7	.714	2-3	.667	4-6	.667	1	4	5	2.2	0	1	0	0	0	0	16	5.8
NORTHERN ILLINOIS	12/29/17	12	3-3	1.000	1-1	1.000	1-2	.500	0	0	0	2.1	0	4	0	0	0	0	8	5.9
MICHIGAN	01/02/18	16	2-4	.500	1-2	.500	0-0	.000	0	1	1	2.0	1	2	3	0	0	0	5	5.9
OHIO STATE	01/04/18	23	4-10	.400	1-2	.500	0-0	.000	0	3	3	2.1	0	1	0	0	0	0	9	6.1
at Maryland	01/07/18	22	2-6	.333	1-2	.500	0-1	.000	1	3	4	2.2	0	3	0	0	0	0	5	6.0
Totals		0	294	37-85	.435	19-44	.432	15-20	.750	5	34	39	2.2	5	28	11	0	3	108	6.0

### SEASON / CAREER STATS

#### POINTS

SEASON: 16 VS. COLORADO (12/22/17)  
CAREER: 16 VS. COLORADO (12/22/17)

#### REBOUNDS

SEASON: 6 AT IOWA STATE (12/7/17)  
CAREER: 7 VS. DELAWARE STATE (12/22/16)

#### ASSISTS

SEASON: 4, 2X, LAST VS. N. ILLINOIS (12/29/17)  
CAREER: 8 VS. ALABAMA STATE (11/12/17)

#### BLOCKS

SEASON: ---  
CAREER: 1 VS. SAVANNAH STATE (11/13/16)

#### STEALS

SEASON: 2 VS. ALABAMA STATE (11/12/17)  
CAREER: 2, 2X, LAST VS. ALABAMA ST (11/12/17)

#### MINUTES

SEASON: 27 VS. COLORADO (12/22/17)  
CAREER: 27 VS. COLORADO (12/22/17)

#### FIELD GOALS MADE

SEASON: 5 VS. COLORADO (12/22/17)  
CAREER: 5 VS. COLORADO (12/22/17)

#### FIELD GOALS ATTEMPTED

SEASON: 10, 2X, LAST VS. OHIO STATE (1/4/18)  
CAREER: 10, 2X, LAST VS. OHIO STATE (1/4/18)

#### 3-POINT FIELD GOALS MADE

SEASON: 3 VS. SOUTHERN (12/10/17)  
CAREER: 3 VS. SOUTHERN (12/10/17)

#### 3-POINT FIELD GOALS ATTEMPTED

SEASON: 6, 2X, LAST VS. SOUTHERN (12/10/17)  
CAREER: 7 VS. DELAWARE STATE (12/22/16)

#### FREE THROWS MADE

SEASON: 4, 2X, LAST VS. COLORADO (12/22/17)  
CAREER: 4, 2X, LAST VS. COLORADO (12/22/17)

#### FREE THROWS ATTEMPTED

SEASON: 6 VS. COLORADO (12/22/17)  
CAREER: 6 VS. COLORADO (12/22/17)

- Posted career bests in scoring (16), minutes played (27), and free throws made (4) and attempted (6) in win over Colorado
- Played double-digit minutes in 15 of 18 games, including 20 minutes or more in seven games in 2017-18
- Sank at least one 3-pointer in 13 contests this year, including a career-best three in win over Southern Univ.
- Contributed nine points and three rebounds in 23 minutes versus Ohio State
- Pulled down a season-best six rebounds to go along with six points at Iowa State
- Tied a career best playing 21 minutes at Indiana, while dishing out a season-best four assists with zero turnovers
- Scored seven points, including crucial 3-pointer from the baseline late in the game, in win over UAB
- Netted double figures in two of Iowa's first six games, including scoring a career-high 11 points vs. Alabama State

## PRODUCTION TRACKER

	Season	Career
Scored 10+ Points:	3	3
Scored 15+ Points:	1	1
Scored 20+ Points:	0	0
Had 5+ Assists:	0	0
Had 3+ Blocks:	0	0
Had 3+ Steals:	0	0
Made 3+ 3-Pointers:	1	1
Led Team in Scoring:	1	1
Led Team in Rebounding:	1	1
Led Team in Assists:	2	2
Led Team in Steals:	1	1
Led Team in Blocks:	0	0
Double-Double:	0	0



## CAREER STATS

YEAR	G/GS	FG-A	PCT	3-PT	PCT	FT-A	PCT	RB	AVG	PF-FO	AS	TO	BK	ST	PTS	AVG
Fresh.	12/0	10-22	.455	4-12	.333	3-6	.500	19	1.6	6-0	5	5	1	4	27	2.3
Soph.	18/0	37-85	.435	19-44	.432	15-20	.750	39	2.2	5-0	28	11	0	3	108	6.0
TOTALS	30/0	47-107	.439	23-56	.411	18-26	.692	58	1.9	11-0	33	16	1	7	135	4.5

# 24 BRADY ELLINGSON

RS-Junior • Guard • 6-4 • 196  
Menomonee Falls, Wisconsin • Hamilton HS



## 2017-18 GAME-BY-GAME STATS

Opponent	Date	gs	min	Total		3-Pointers		Free throws		Rebounds				pf	a	t/o	blk	stl	pts	avg
				fg-fga	pct	3fg-fga	pct	ft-fa	pct	off	def	tot	avg							
CHICAGO STATE	11/10/17		28	3-5	.600	3-5	.600	0-0	.000	0	1	1	1.0	0	4	1	0	0	9	9.0
ALABAMA STATE	11/12/17		20	3-6	.500	3-5	.600	0-0	.000	0	1	1	1.0	0	4	0	0	0	9	9.0
GRAMBLING STATE	11/16/17		15	1-3	.333	0-2	.000	0-0	.000	0	2	2	1.3	0	3	1	0	0	2	6.7
vs Louisiana	11/20/17		10	0-3	.000	0-2	.000	0-0	.000	0	1	1	1.3	0	0	0	0	1	0	5.0
vs South Dakota State	11/21/17		9	0-1	.000	0-1	.000	0-0	.000	0	1	1	1.2	0	0	2	0	0	0	4.0
vs UAB	11/22/17		6	0-1	.000	0-1	.000	0-0	.000	0	0	0	1.0	0	0	1	0	1	0	3.3
at Virginia Tech	11/28/17		7	0-2	.000	0-2	.000	0-0	.000	0	0	0	0.9	2	0	0	1	1	0	2.9
PENN STATE	12/02/17		6	0-0	.000	0-0	.000	0-0	.000	0	0	0	0.8	1	3	0	0	0	0	2.5
at Indiana	12/04/17		24	6-9	.667	3-4	.750	1-2	.500	0	1	1	0.8	1	4	0	1	1	16	4.0
at Iowa State	12/07/17 *		30	3-11	.273	1-6	.167	0-1	.000	0	4	4	1.1	1	5	2	0	2	7	4.3
SOUTHERN	12/10/17		15	3-5	.600	2-4	.500	0-0	.000	0	1	1	1.1	0	1	0	0	0	8	4.6
vs Drake	12/16/17		12	1-3	.333	0-0	.000	0-0	.000	0	0	0	1.0	0	0	0	0	0	2	4.4
SOUTHERN UTAH	12/19/17		3	1-1	1.000	0-0	.000	1-1	1.000	0	0	0	0.9	0	0	0	0	0	3	4.3
vs Colorado	12/22/17		1	0-0	.000	0-0	.000	0-0	.000	0	0	0	0.9	0	0	1	0	0	0	4.0
NORTHERN ILLINOIS	12/29/17		17	2-4	.500	2-4	.500	0-0	.000	0	2	2	0.9	0	2	1	0	1	6	4.1
MICHIGAN	01/02/18		10	0-2	.000	0-1	.000	0-0	.000	0	1	1	0.9	0	1	0	0	0	0	3.9
OHIO STATE	01/04/18		6	0-2	.000	0-0	.000	0-0	.000	0	0	0	0.9	0	0	0	0	0	0	3.6
Totals		1	219	23-58	.397	14-37	.378	2-4	.500	0	15	15	0.9	5	27	9	2	7	62	3.6

## SEASON / CAREER STATS

### POINTS

SEASON: 16 AT INDIANA (12/4/17)

CAREER: 23 VS. SAVANNAH STATE (11/13/16)

### REBOUNDS

SEASON: 4 AT IOWA STATE (12/7/17)

CAREER: 4, 3X, LAST AT IOWA STATE (12/7/17)

### ASSISTS

SEASON: 5 AT IOWA STATE (12/7/17)

CAREER: 5, 3X, LAST AT IOWA STATE (12/7/17)

### BLOCKS

SEASON: 1, 2X, LAST AT INDIANA (12/4/17)

CAREER: 1, 2X, LAST AT INDIANA (12/4/17)

### STEALS

SEASON: 2 AT IOWA STATE (12/7/17)

CAREER: 2, 2X, LAST AT IOWA STATE (12/7/17)

### MINUTES

SEASON: 30 AT IOWA STATE (12/7/17)

CAREER: 30 AT IOWA STATE (12/7/17)

### FIELD GOALS MADE

SEASON: 6 AT INDIANA (12/4/17)

CAREER: 7, 2X, LAST VS. SAVANNAH ST (11/13/16)

### FIELD GOALS ATTEMPTED

SEASON: 11 AT IOWA STATE (12/7/17)

CAREER: 11 AT IOWA STATE (12/7/17)

### 3-POINT FIELD GOALS MADE

SEASON: 3, 3X, LAST AT INDIANA (12/4/17)

CAREER: 5 VS. OHIO STATE (1/28/17)

### 3-POINT FIELD GOALS ATTEMPTED

SEASON: 6 AT IOWA STATE (12/7/17)

CAREER: 7 VS. OHIO STATE (1/28/17)

### FREE THROWS MADE

SEASON: 1 AT INDIANA (12/4/17)

CAREER: 5, 2X, LAST VS. SAVANNAH ST (11/13/16)

### FREE THROWS ATTEMPTED

SEASON: 1 AT IOWA STATE (12/7/17)

CAREER: 6 VS. COPPIN STATE (11/15/15)

- Thirty seven of his 58 field goal attempts have come from 3-point territory
- Shifted from shooting guard to point guard the first 10 games due to Connor McCaffery missing time
- Played only three minutes and one minute versus Southern Utah and Colorado, respectively, due to injury (ankle)
- Started first game in his 78 career game played at Iowa State on Dec. 7
- Registered season bests in rebounds (4), assists (5), and blocks (1) at Iowa State
- Tallied a game and season-best 16 points, while being credited with four assists at Indiana

## PRODUCTION TRACKER

	Season	Career
Scored 10+ Points:	1	8
Scored 15+ Points:	1	4
Scored 20+ Points:	0	2
Had 5+ Assists:	0	2
Had 3+ Blocks:	0	0
Had 3+ Steals:	0	0
Made 3+ 3-Pointers:	0	5
Led Team in Scoring:	0	3
Led Team in Rebounding:	0	0
Led Team in Assists:	2	4
Led Team in Steals:	2	5
Led Team in Blocks:	0	0
Double-Double:	0	0



## CAREER STATS

YEAR	G/GS	FG-A	PCT	3-PT	PCT	FT-A	PCT	RB	AVG	PF-FO	AS	TO	BK	ST	PTS	AVG
Fresh.	7/0	4-8	.500	4-6	.667	1-2	.500	0	0.0	1-0	4	1	0	1	13	1.9
RS-Fresh.	27/0	28-61	.459	12-44	.273	7-10	.700	18	0.7	21-0	12	11	0	5	75	2.9
Soph.	34/0	49-111	.441	32-68	.471	18-18	1.000	39	1.1	28-0	37	14	0	11	148	4.4
Junior	17/1	23-58	.397	14-37	.378	2-4	.500	15	0.9	5-0	27	9	2	7	62	3.6
TOTALS	85/1	104-238	.437	62-155	.400	28-34	.824	72	0.8	55-0	80	35	2	24	298	3.5





# 55 **LUKA GARZA**

**Freshman • Forward • 6-11 • 235**  
**Washington, D.C. • Maret School**



## 2017-18 GAME-BY-GAME STATS

Opponent	Date	gs	min	Total		3-Pointers		Free throws		Rebounds				pf	a	t/o	blk	stl	pts	avg	
				fg-fga	pct	3fg-fga	pct	ft-fga	pct	off	def	tot	avg								
CHICAGO STATE	11/10/17	*	18	6-6	1.000	0-0	.000	4-8	.500	1	4	5	5.0	1	1	1	3	0	16	16.0	
ALABAMA STATE	11/12/17	*	19	2-8	.250	0-1	.000	7-11	.636	5	8	13	9.0	1	1	1	2	0	11	13.5	
GRAMBLING STATE	11/16/17	*	28	6-9	.667	0-1	.000	1-4	.250	2	7	9	9.0	3	2	2	3	2	13	13.3	
vs Louisiana	11/20/17	*	12	0-2	.000	0-1	.000	0-0	.000	1	4	5	8.0	2	2	2	0	1	0	10.0	
vs South Dakota State	11/21/17	*	28	2-7	.286	0-2	.000	0-3	.000	2	8	10	8.4	1	1	0	1	0	4	8.8	
vs UAB	11/22/17	*	29	6-8	.750	0-0	.000	2-3	.667	2	5	7	8.2	4	1	1	3	0	14	9.7	
at Virginia Tech	11/28/17	*	14	2-6	.333	0-0	.000	0-2	.000	2	2	4	7.6	2	0	0	1	0	4	8.9	
PENN STATE	12/02/17	*	14	2-4	.500	0-1	.000	2-4	.500	0	3	3	7.0	0	0	0	0	1	6	8.5	
at Indiana	12/04/17	*	15	3-4	.750	0-0	.000	0-2	.000	1	2	3	6.6	2	1	1	0	0	6	8.2	
at Iowa State	12/07/17		7	1-1	1.000	0-0	.000	0-2	.000	1	3	4	6.3	2	1	2	0	0	2	7.6	
SOUTHERN	12/10/17		19	7-10	.700	1-1	1.000	8-10	.800	6	7	13	6.9	3	2	1	1	0	23	9.0	
vs Drake	12/16/17		17	4-8	.500	1-2	.500	4-6	.667	3	4	7	6.9	3	1	0	0	3	13	9.3	
SOUTHERN UTAH	12/19/17		19	5-9	.556	0-1	.000	7-8	.875	3	2	5	6.8	1	1	2	2	0	17	9.9	
vs Colorado	12/22/17		11	1-4	.250	0-1	.000	0-0	.000	2	2	4	6.6	3	2	1	0	0	2	9.4	
NORTHERN ILLINOIS	12/29/17		16	8-8	1.000	3-3	1.000	6-8	.750	0	7	7	6.6	2	1	1	5	0	25	10.4	
MICHIGAN	01/02/18		21	3-8	.375	0-0	.000	0-0	.000	3	2	5	6.5	1	0	1	1	1	6	10.1	
OHIO STATE	01/04/18	*	26	4-7	.571	1-3	.333	6-8	.750	2	4	6	6.5	2	0	0	1	0	15	10.4	
at Maryland	01/07/18	*	16	3-3	1.000	0-0	.000	0-0	.000	0	1	1	6.2	3	0	2	1	0	6	10.2	
Totals			11	329	65-112	.580	6-17	.353	47-79	.595	36	75	111	6.2	36	17	18	24	8	183	10.2

### SEASON / CAREER STATS

#### POINTS

SEASON: 25 VS. NORTHERN ILLINOIS (12/29/17)

#### REBOUNDS

SEASON: 13, 2X, LAST VS. SOUTHERN (12/10/17)

#### ASSISTS

SEASON: 2, 4X, LAST VS. COLORADO (12/22/17)

#### BLOCKS

SEASON: 5 VS. NORTHERN ILLINOIS (12/29/17)

#### STEALS

SEASON: 3 VS. DRAKE (12/16/17)

#### MINUTES

SEASON: 29 VS. UAB (11/22/17)

#### FIELD GOALS MADE

SEASON: 8 VS. NORTHERN ILLINOIS (12/29/17)

#### FIELD GOALS ATTEMPTED

SEASON: 10 VS. SOUTHERN (12/10/17)

#### 3-POINT FIELD GOALS MADE

SEASON: 3 VS. NORTHERN ILLINOIS (12/29/17)

#### 3-POINT FIELD GOALS ATTEMPTED

SEASON: 3 VS. NORTHERN ILLINOIS (12/29/17)

#### FREE THROWS MADE

SEASON: 8 VS. SOUTHERN (12/10/17)

#### FREE THROWS ATTEMPTED

SEASON: 11 VS. ALABAMA STATE (11/12/17)

- Two-time Big Ten Freshman of the Week (Nov. 13 and Jan. 2)
- In B1G stats, ranks 12th in blocked shots (1.3), 10th in field goal percentage (.580) and 18th in rebounds (6.2)
- Posted double figures nine times, including five of the last eight contests
- Was 16-of-39 (.410) from the foul line the first 10 games; made 31 of last 40 (.775) the last eight games combined
- Ranks first on the team in blocked shots (1.3), second in rebounding (6.2), and fourth in scoring (10.2)
- Contributed 15 points (4-7 FGs, 6-8 FTs) versus Ohio State, along with six rebounds last Thursday
- Registered personal bests in scoring (25), blocked shots (5), and 3-pointers (3) in win over Northern Illinois
- Credited with a personal-best three steals in win over Drake
- Posted second double-double scoring 23 points and a personal-best 13 rebounds in win over Southern
- Led team in rebounding (7) and blocks (3) while also scoring 14 points in win over UAB
- Grabbed a team-best 10 rebounds versus South Dakota State at Cayman Islands Classic
- Led team in scoring (13.5), rebounding (9.0), and blocks (2.5) in wins over Chicago State and Alabama State
- Fifth Hawkeye to post a double-double in either his first or second game over the last 20 years (Dean Oliver, Reggie Evans, Devon Archie, Aaron White)

## PRODUCTION TRACKER

	Season	Career
Scored 10+ Points:	9	9
Scored 15+ Points:	5	5
Scored 20+ Points:	2	2
Had 5+ Assists:	0	0
Had 3+ Blocks:	4	4
Had 3+ Steals:	1	1
Made 3+ 3-Pointers:	0	0
Led Team in Scoring:	4	4
Led Team in Rebounding:	6	6
Led Team in Assists:	1	1
Led Team in Steals:	2	2
Led Team in Blocks:	7	7
Double-Double:	2	2




## CAREER STATS

YEAR	G/GS	FG-A	PCT	3-PT	PCT	FT-A	PCT	RB	AVG	PF-FO	AS	TO	BK	ST	PTS	AVG
Fresh.	18/11	65-112	.580	6-17	.353	47-79	.595	111	6.2	36-0	17	18	24	8	183	10.2



# 15 RYAN KRIENER

Sophomore • Forward • 6-9 • 250  
Spirit Lake, Iowa • Spirit Lake HS



## 2017-18 GAME-BY-GAME STATS

Opponent	Date	gs	min	Total		3-Pointers		Free throws		Rebounds				pf	a	t/o	blk	stl	pts	avg
				fg-fga	pct	3fg-fga	pct	ft-fa	pct	off	def	tot	avg							
CHICAGO STATE	11/10/17	14	2-3	.667	0-0	.000	0-1	.000	0	1	1	1.0	3	2	3	2	0	4	4.0	
ALABAMA STATE	11/12/17	17	2-2	1.000	0-0	.000	0-0	.000	1	3	4	2.5	4	4	0	0	1	4	4.0	
GRAMBLING STATE	11/16/17	11	2-2	1.000	0-0	.000	0-0	.000	1	0	1	2.0	1	1	1	0	0	4	4.0	
vs Louisiana	11/20/17	26	1-5	.200	0-0	.000	1-3	.333	1	3	4	2.5	5	2	0	1	2	3	3.8	
vs South Dakota State	11/21/17	10	2-2	1.000	1-1	1.000	0-0	.000	0	1	1	2.2	1	0	3	0	0	5	4.0	
vs UAB	11/22/17	11	1-1	1.000	0-0	.000	0-0	.000	0	1	1	2.0	4	0	2	0	0	2	3.7	
at Virginia Tech	11/28/17	5	0-1	.000	0-0	.000	0-0	.000	0	0	0	1.7	3	0	0	0	2	0	3.1	
PENN STATE	12/02/17	7	2-3	.667	1-1	1.000	0-0	.000	3	1	4	2.0	2	2	0	1	1	5	3.4	
at Iowa State	12/07/17	6	1-4	.250	0-1	.000	0-0	.000	2	1	3	2.1	1	0	0	0	0	2	3.2	
SOUTHERN	12/10/17	12	3-6	.500	0-1	.000	0-0	.000	0	3	3	2.2	0	2	1	1	2	6	3.5	
vs Drake	12/16/17	15	2-6	.333	0-1	.000	0-0	.000	0	2	2	2.2	2	2	0	0	0	4	3.5	
SOUTHERN UTAH	12/19/17	10	2-3	.667	0-0	.000	1-2	.500	1	3	4	2.3	0	3	1	0	1	5	3.7	
vs Colorado	12/22/17	5	1-1	1.000	0-0	.000	0-0	.000	1	1	2	2.3	0	1	2	0	0	2	3.5	
NORTHERN ILLINOIS	12/29/17	17	2-5	.400	0-1	.000	1-2	.500	2	1	3	2.4	1	2	0	0	0	5	3.6	
MICHIGAN	01/02/18	4	0-1	.000	0-0	.000	0-0	.000	0	0	0	2.2	0	1	0	0	0	0	3.4	
OHIO STATE	01/04/18	8	0-0	.000	0-0	.000	0-0	.000	1	1	2	2.2	0	0	1	1	0	0	3.2	
at Maryland	01/07/18	5	1-2	.500	0-0	.000	0-0	.000	0	0	0	2.1	3	0	1	0	0	2	3.1	
Totals		0	183	24-47	.511	2-6	.333	3-8	.375	13	22	35	2.1	30	22	15	6	9	53	3.1

## SEASON / CAREER STATS

### POINTS

SEASON: 6, VS. SOUTHERN (12/10/17)

CAREER: 14, 2X, LAST VS. OHIO STATE (1/28/17)

### REBOUNDS

SEASON: 5 VS. PENN STATE (12/2/17)

CAREER: 7 VS. OHIO STATE (1/28/17)

### ASSISTS

SEASON: 4 VS. ALABAMA STATE (11/12/17)

CAREER: 4 VS. ALABAMA STATE (11/12/17)

### BLOCKS

SEASON: 2 VS. CHICAGO STATE (11/10/17)

CAREER: 3, 2X, LAST VS. INDIANA (2/21/17)

### STEALS

SEASON: 2, 3X, LAST VS. SOUTHERN (12/10/17)

CAREER: 2, 3X, LAST VS. SOUTHERN (12/10/17)

### MINUTES

SEASON: 26 VS. LOUISIANA (11/20/17)

CAREER: 26 VS. LOUISIANA (11/20/17)

### FIELD GOALS MADE

SEASON: 3 VS. SOUTHERN (12/10/17)

CAREER: 6, 2X, LAST VS. OHIO STATE (1/28/17)

### FIELD GOALS ATTEMPTED

SEASON: 6, 2X LAST VS. DRAKE (12/16/17)

CAREER: 7, 2X, LAST VS. OHIO STATE (1/28/17)

### 3-POINT FIELD GOALS MADE

SEASON: 1, 2X, LAST VS. PENN STATE (12/2/17)

CAREER: 1, 3X, LAST VS. PENN STATE (12/2/17)

### 3-POINT FIELD GOALS ATTEMPTED

SEASON: 1, 4X, LAST VS. DRAKE (12/16/17)

CAREER: 1, 5X, LAST VS. DRAKE (12/16/17)

### FREE THROWS MADE

SEASON: 1, 3X, LAST VS. N. ILLINOIS (12/29/17)

CAREER: 2, 3X, LAST VS. OHIO STATE (1/28/17)

### FREE THROWS ATTEMPTED

SEASON: 3 VS. LOUISIANA (11/20/17)

CAREER: 3, 3X, LAST VS. LOUISIANA (11/20/17)

- Did not play at Indiana on Dec. 4 (concussion)
- Scored four points or more in nine games this season
- Netted five points and had three rebounds in victory over Northern Illinois
- Scored a season-high six points and led team in steals with two in win over Southern University
- Tallied five points, four rebounds, one block, and one steal before leaving game in the second half due to injury Saturday versus Penn State
- Dished out a career-best four assists in win over Alabama State
- Led team in steals (2) at Virginia Tech
- Netted a season-best five points, sinking second career 3-pointer, versus SDSU at Cayman Islands Classic
- Led team in steals (2), assists (2), and blocked shots) versus Louisiana

## PRODUCTION TRACKER

	Season	Career
Scored 10+ Points:	0	2
Scored 15+ Points:	0	0
Scored 20+ Points:	0	0
Had 5+ Assists:	0	0
Had 3+ Blocks:	0	2
Had 3+ Steals:	0	0
Made 3+ 3-Pointers:	0	0
Led Team in Scoring:	0	1
Led Team in Rebounding:	0	0
Led Team in Assists:	0	0
Led Team in Steals:	4	4
Led Team in Blocks:	2	5
Double-Double:	0	0



## CAREER STATS

YEAR	G/GS	FG-A	PCT	3-PT	PCT	FT-A	PCT	RB	AVG	PF-FO	AS	TO	BK	ST	PTS	AVG
Fresh.	28/0	38-69	.551	1-5	.200	9-15	.600	61	2.2	39-0	11	18	9	6	86	3.1
Soph.	17/0	24-47	.511	2-6	.333	3-8	.375	35	2.1	30-1	22	15	6	9	53	3.1
TOTALS	45/0	62-116	.534	3-11	.273	12-23	.522	96	2.1	69-1	33	33	15	15	139	3.1



# 30 CONNOR McGAFFERY

Freshman • Guard • 6-5 • 200  
Iowa City, Iowa • Iowa West HS



## 2017-18 GAME-BY-GAME STATS

Opponent	Date	gs	min	Total		3-Pointers		Free throws		Rebounds				pf	a	t/o	blk	stl	pts	avg
				fg-fga	pct	3fg-fga	pct	ft-fa	pct	off	def	tot	avg							
SOUTHERN	12/10/17	17		1-1	1.000	1-1	1.000	2-3	.667	0	3	3	3.0	0	4	1	0	1	5	5.0
vs Drake	12/16/17	9		0-0	.000	0-0	.000	0-0	.000	0	0	0	1.5	0	0	0	0	0	0	2.5
SOUTHERN UTAH	12/19/17	15		0-1	.000	0-1	.000	0-0	.000	0	1	1	1.3	1	2	0	0	0	0	1.7
vs Colorado	12/22/17	12		1-1	1.000	0-0	.000	1-1	1.000	0	0	0	1.0	1	1	3	0	1	3	2.0
Totals		0	53	2-3	.667	1-2	.500	3-4	.750	0	4	4	1.0	2	7	4	0	2	8	2.0

## SEASON / CAREER STATS

### POINTS

SEASON: 5 VS. SOUTHERN (12/10/17)

### REBOUNDS

SEASON: 3 VS. SOUTHERN (12/10/17)

### ASSISTS

SEASON: 4 VS. SOUTHERN (12/10/17)

### BLOCKS

SEASON: - - -

### STEALS

SEASON: 1 VS. SOUTHERN (12/10/17)

### MINUTES

SEASON: 17 VS. SOUTHERN (12/10/17)

### FIELD GOALS MADE

SEASON: 1 VS. SOUTHERN (12/10/17)

### FIELD GOALS ATTEMPTED

SEASON: 1, 2X, LAST VS. SOUTHERN UTAH (12/19/17)

### 3-POINT FIELD GOALS MADE

SEASON: 1 VS. SOUTHERN (12/10/17)

### 3-POINT FIELD GOALS ATTEMPTED

SEASON: 1, 2X, LAST VS. SOUTHERN UTAH (12/19/17)

### FREE THROWS MADE

SEASON: 2 VS. SOUTHERN (12/10/17)

### FREE THROWS ATTEMPTED

SEASON: 3 VS. SOUTHERN (12/10/17)

- Underwent tonsillectomy on Dec. 26; out indefinitely
- Missed first two games due to a sprained ankle
- Missed following eight outings due to illness (mono)
- Played in first collegiate game on Dec. 10 in win over Southern University, collecting five points, four assists, three rebounds, and one steal

## PRODUCTION TRACKER

	Season	Career
Scored 10+ Points:	0	0
Scored 15+ Points:	0	0
Scored 20+ Points:	0	0
Had 5+ Assists:	0	0
Had 3+ Blocks:	0	0
Had 3+ Steals:	0	0
Made 3+ 3-Pointers:	0	0
Led Team in Scoring:	0	0
Led Team in Rebounding:	0	0
Led Team in Assists:	0	0
Led Team in Steals:	0	0
Led Team in Blocks:	0	0
Double-Double:	0	0



## CAREER STATS

YEAR	G/GS	FG-A	PCT	3-PT	PCT	FT-A	PCT	RB	AVG	PF-FO	AS	TO	BK	ST	PTS	AVG
Fresh.	4/0	2-3	.667	1-2	.500	3-4	.750	4	1.0	2-0	7	4	0	2	8	2.0



# 4 ISAIAH MOSS

RS-Sophomore • Guard • 6-5 • 205  
Chicago, Illinois • Simeon HS



## 2017-18 GAME-BY-GAME STATS

				Total		3-Pointers		Free throws		Rebounds										
Opponent	Date	gs	min	fg-fga	pct	3fg-fga	pct	ft-fa	pct	off	def	tot	avg	pf	a	t/o	blk	stl	pts	avg
CHICAGO STATE	11/10/17	*	13	5-7	.714	4-6	.667	0-0	.000	0	1	1	1.0	2	1	1	0	1	14	14.0
ALABAMA STATE	11/12/17	*	18	4-7	.571	2-5	.400	2-2	1.000	0	2	2	1.5	3	1	2	1	0	12	13.0
GRAMBLING STATE	11/16/17	*	30	4-9	.444	3-6	.500	4-4	1.000	0	2	2	1.7	3	1	0	0	2	15	13.7
vs Louisiana	11/20/17	*	20	6-17	.353	2-5	.400	10-10	1.000	2	1	3	2.0	4	1	1	0	0	24	16.3
vs South Dakota State	11/21/17	*	32	8-16	.500	2-7	.286	0-0	.000	0	2	2	2.0	1	3	4	0	2	18	16.6
vs UAB	11/22/17	*	32	5-11	.455	1-2	.500	1-2	.500	0	2	2	2.0	2	4	1	0	1	12	15.8
at Virginia Tech	11/28/17	*	22	1-6	.167	0-2	.000	0-0	.000	0	2	2	2.0	2	1	4	0	0	2	13.9
PENN STATE	12/02/17	*	31	6-13	.462	1-3	.333	0-0	.000	0	3	3	2.1	2	2	4	0	1	13	13.8
at Indiana	12/04/17	*	17	1-5	.200	0-1	.000	0-0	.000	0	4	4	2.3	0	1	2	0	0	2	12.4
at Iowa State	12/07/17	*	17	2-8	.250	0-4	.000	0-0	.000	0	2	2	2.3	0	1	1	1	0	4	11.6
SOUTHERN	12/10/17	*	21	4-10	.400	4-9	.444	0-0	.000	1	1	2	2.3	0	2	0	0	1	12	11.6
vs Drake	12/16/17	*	22	4-8	.500	1-4	.250	0-0	.000	0	0	0	2.1	1	2	0	0	1	9	11.4
SOUTHERN UTAH	12/19/17	*	24	6-14	.429	3-8	.375	1-1	1.000	1	2	3	2.2	2	1	1	0	2	16	11.8
vs Colorado	12/22/17	*	32	5-12	.417	0-4	.000	6-8	.750	0	4	4	2.3	4	2	3	0	0	16	12.1
NORTHERN ILLINOIS	12/29/17	*	25	4-7	.571	3-4	.750	0-0	.000	0	1	1	2.2	0	5	1	0	1	11	12.0
MICHIGAN	01/02/18	*	23	2-4	.500	0-2	.000	2-2	1.000	0	0	0	2.1	2	1	1	1	0	6	11.6
OHIO STATE	01/04/18	*	21	3-10	.300	1-2	.500	0-2	.000	2	2	4	2.2	2	3	2	1	0	7	11.4
at Maryland	01/07/18	*	32	10-16	.625	4-6	.667	1-1	1.000	0	1	1	2.1	0	2	1	0	1	25	12.1
Totals		18	432	80-180	.444	31-80	.388	27-32	.844	6	32	38	2.1	30	34	29	4	13	218	12.1

### SEASON / CAREER STATS

#### POINTS

SEASON: 25 AT MARYLAND (1/7/18)  
CAREER: 25 AT MARYLAND (1/7/18)

#### REBOUNDS

SEASON: 4, 3X, LAST VS. OHIO STATE (1/4/18)  
CAREER: 6 VS. STETSON (12/5/16)

#### ASSISTS

SEASON: 5 VS. NORTHERN ILLINOIS (12/29/17)  
CAREER: 5, 2X, LAST VS. N. ILLINOIS (12/29/17)

#### BLOCKS

SEASON: 1, 4X, LAST VS. OHIO STATE (1/4/18)  
CAREER: 2, 3X, LAST VS. S. DAKOTA (3/15/17)

#### STEALS

SEASON: 2, 3X, LAST VS. SOUTHERN UTAH (12/19/17)  
CAREER: 5 VS. INDIANA (3/9/17)

#### MINUTES

SEASON: 32, 4X, LAST AT MARYLAND (1/7/17)  
CAREER: 37 AT NEBRASKA (1/5/17)

#### FIELD GOALS MADE

SEASON: 10 AT MARYLAND (1/7/18)  
CAREER: 10 AT MARYLAND (1/7/18)

#### FIELD GOALS ATTEMPTED

SEASON: 17 VS. LOUISIANA (11/20/17)  
CAREER: 17 VS. LOUISIANA (11/20/17)

#### 3-POINT FIELD GOALS MADE

SEASON: 4, 3X LAST AT MARYLAND (1/7/18)  
CAREER: 5 VS. STETSON (12/5/16)

#### 3-POINT FIELD GOALS ATTEMPTED

SEASON: 9 VS. SOUTHERN (12/10/17)  
CAREER: 9, 2X, LAST VS. SOUTHERN (12/10/17)

#### FREE THROWS MADE

SEASON: 10 VS. LOUISIANA (11/20/17)  
CAREER: 10 VS. LOUISIANA (11/20/17)

#### FREE THROWS ATTEMPTED

SEASON: 10 VS. LOUISIANA (11/20/17)  
CAREER: 10 VS. LOUISIANA (11/20/17)

- Ranks second on the team, averaging 12.1 points per game
- Scored in double figures 12 times, second most on the squad
- Netted a career-best 25 points, bolstered by 4-of-6 shooting from 3-point territory, in Sunday's game at Maryland
- Tied career high with five assists and netted 11 points, bolstered by 3-of-4 shooting from 3-point range, in win over NIU
- Missed only five free throw attempts this season (27-of-32, .844)
- Made at least one 3-pointer in all but five games this season
- Voted to the Cayman Islands Classic All-Tournament Team, averaging 18 points in three games played
- Poured in a career-best 24 points, bolstered by a perfect 10-of-10 at the FT line, versus Louisiana
- Registered team bests in scoring (18) and steals (2) versus South Dakota State

## PRODUCTION TRACKER

	Season	Career
Scored 10+ Points:	12	21
Scored 15+ Points:	6	10
Scored 20+ Points:	2	3
Had 5+ Assists:	1	2
Had 3+ Blocks:	0	0
Had 3+ Steals:	0	1
Made 3+ 3-Pointers:	5	9
Led Team in Scoring:	4	4
Led Team in Rebounding:	0	0
Led Team in Assists:	2	2
Led Team in Steals:	5	8
Led Team in Blocks:	3	10
Double-Double:	0	0



## CAREER STATS

YEAR	G/GS	FG-A	PCT	3-PT	PCT	FT-A	PCT	RB	AVG	PF-FO	AS	TO	BK	ST	PTS	AVG
Fresh.	34/28	84-204	.412	29-81	.358	23-31	.742	55	1.6	42-1	29	36	13	19	220	6.5
Soph.	18/18	80-180	.444	31-80	.388	27-32	.844	38	2.1	30-0	34	29	4	13	218	12.1
TOTALS	52/46	164-384	.427	60-161	.373	50-63	.794	93	1.8	72-1	63	65	17	32	438	8.4





# 2 JACK NUNGE

Freshman • Forward • 6-11 • 225  
Newburgh, Indiana • New Castle HS



## 2017-18 GAME-BY-GAME STATS

Opponent	Date	gs	min	Total		3-Pointers		Free throws		Rebounds				pf	a	t/o	blk	stl	pts	avg
				fg-fga	pct	3fg-fga	pct	ft-fa	pct	off	def	tot	avg							
CHICAGO STATE	11/10/17		19	2-4	.500	0-1	.000	6-7	.857	1	3	4	4.0	1	0	2	1	4	10	10.0
ALABAMA STATE	11/12/17		20	2-6	.333	2-4	.500	0-0	.000	2	3	5	4.5	1	1	1	2	3	6	8.0
GRAMBLING STATE	11/16/17		27	6-8	.750	3-5	.600	2-4	.500	1	6	7	5.3	0	2	0	1	0	17	11.0
vs Louisiana	11/20/17		28	3-6	.500	0-1	.000	3-5	.600	2	0	2	4.5	1	0	4	0	1	9	10.5
vs South Dakota State	11/21/17		25	5-5	1.000	2-2	1.000	2-4	.500	1	1	2	4.0	2	1	2	0	1	14	11.2
vs UAB	11/22/17	*	14	0-3	.000	0-1	.000	0-0	.000	1	2	3	3.8	2	3	0	0	0	0	9.3
at Virginia Tech	11/28/17		20	2-4	.500	0-1	.000	0-0	.000	2	4	6	4.1	1	0	1	0	1	4	8.6
PENN STATE	12/02/17		15	1-1	1.000	0-0	.000	0-0	.000	0	1	1	3.8	2	0	2	3	0	2	7.8
at Indiana	12/04/17	*	26	4-8	.500	2-4	.500	2-2	1.000	1	5	6	4.0	3	1	0	1	1	12	8.2
at Iowa State	12/07/17	*	23	7-14	.500	1-5	.200	1-3	.333	4	4	8	4.4	4	4	0	1	0	16	9.0
SOUTHERN	12/10/17	*	20	2-5	.400	1-2	.500	6-6	1.000	0	2	2	4.2	1	2	1	4	0	11	9.2
vs Drake	12/16/17	*	10	2-3	.667	0-0	.000	1-1	1.000	0	0	0	3.8	2	0	2	1	0	5	8.8
SOUTHERN UTAH	12/19/17	*	21	4-5	.800	0-1	.000	1-2	.500	0	4	4	3.8	0	4	1	1	0	9	8.8
vs Colorado	12/22/17	*	10	1-2	.500	0-1	.000	1-1	1.000	0	1	1	3.6	0	1	0	0	0	3	8.4
NORTHERN ILLINOIS	12/29/17	*	21	3-8	.375	1-4	.250	0-0	.000	1	1	2	3.5	0	1	1	2	2	7	8.3
MICHIGAN	01/02/18	*	8	1-3	.333	0-2	.000	0-0	.000	0	0	0	3.3	1	2	0	0	0	2	7.9
OHIO STATE	01/04/18		8	1-3	.333	1-1	1.000	0-0	.000	1	1	2	3.2	1	0	2	0	0	3	7.6
at Maryland	01/07/18		3	0-0	.000	0-0	.000	0-0	.000	0	1	1	3.1	0	0	0	0	0	0	7.2
Totals			9	318	46-88	.523	13-35	.371	25-35	.714	17	39	56	3.1	22	22	19	17	130	7.2

### SEASON / CAREER STATS

#### POINTS

SEASON: 17 VS. GRAMBLING STATE (11/16/17)

#### REBOUNDS

SEASON: 8 AT IOWA STATE (12/7/17)

#### ASSISTS

SEASON: 4, 2X, LAST VS. SOUTHERN UTAH (12/19/17)

#### BLOCKS

SEASON: 4 VS. SOUTHERN (12/10/17)

#### STEALS

SEASON: 4 VS. CHICAGO STATE (11/10/17)

#### MINUTES

SEASON: 28 VS. LOUISIANA (11/20/17)

#### FIELD GOALS MADE

SEASON: 7 AT IOWA STATE (12/7/17)

#### FIELD GOALS ATTEMPTED

SEASON: 14 AT IOWA STATE (12/7/17)

#### 3-POINT FIELD GOALS MADE

SEASON: 3 VS. GRAMBLING STATE (11/16/17)

#### 3-POINT FIELD GOALS ATTEMPTED

SEASON: 5, 2X, LAST AT IOWA STATE (12/7/17)

#### FREE THROWS MADE

SEASON: 6, 2X, LAST VS. SOUTHERN (12/10/17)

#### FREE THROWS ATTEMPTED

SEASON: 7 VS. CHICAGO STATE (11/10/17)

- Started nine games, including eight of the last 10
- Ranks second on the team in steals (13) and blocked shots (17)
- Played a season-low three minutes in Sunday's game at Maryland
- Scored in double figures for the sixth time, and third straight game, with 11 points and denied a game and personal-best four shots in win over Southern University
- Grabbed a game-high eight rebounds to go along with 16 points at Iowa State
- Netted 12 points and snagged a team-best six rebounds at Indiana
- Rejected a game-best three shots and made only field goal attempt versus Penn State
- Netted double figures in three of Iowa's first six games (Chicago State, Grambling State, South Dakota State)
- Dished out a career-best three assists in first career start in Iowa's win over UAB
- Scored 14 points, bolstered by 5-of-5 shooting from the field and 2-of-2 from 3-point range, versus SDSU
- Posted season bests in scoring (17), rebounding (7), and 3-pointers made (3) in win over Grambling State

## PRODUCTION TRACKER

	Season	Career
Scored 10+ Points:	6	6
Scored 15+ Points:	2	2
Scored 20+ Points:	0	0
Had 5+ Assists:	0	0
Had 3+ Blocks:	0	0
Had 3+ Steals:	2	2
Made 3+ 3-Pointers:	1	1
Led Team in Scoring:	1	1
Led Team in Rebounding:	2	2
Led Team in Assists:	0	0
Led Team in Steals:	4	4
Led Team in Blocks:	5	5
Double-Double:	0	0



## CAREER STATS

YEAR	G/GS	FG-A	PCT	3-PT	PCT	FT-A	PCT	RB	AVG	PF-FO	AS	TO	BK	ST	PTS	AVG
Fresh.	18/9	46-88	.523	13-35	.371	25-35	.714	56	3.1	22-0	22	19	17	13	130	7.2

**2017-18 GAME-BY-GAME STATS**

				Total		3-Pointers		Free throws		Rebounds											
Opponent	Date	gs	min	fg-fga	pct	3fg-fga	pct	ft-fita	pct	off	def	tot	avg	pf	a	t/o	blk	stl	pts	avg	
CHICAGO STATE	11/10/17	13		2-5	.400	0-0	.000	1-3	.333	1	4	5	5.0	4	1	2	0	0	5	5.0	
ALABAMA STATE	11/12/17	24		6-9	.667	0-0	.000	3-8	.375	4	1	5	5.0	1	1	2	1	1	15	10.0	
GRAMBLING STATE	11/16/17	13		0-0	.000	0-0	.000	3-4	.750	1	1	2	4.0	1	1	3	0	0	3	7.7	
vs Louisiana	11/20/17	18		2-3	.667	0-0	.000	0-0	.000	1	7	8	5.0	2	1	2	1	0	4	6.8	
vs South Dakota State	11/21/17	12		0-1	.000	0-0	.000	2-2	1.000	0	3	3	4.6	1	2	1	0	0	2	5.8	
vs UAB	11/22/17	16		0-1	.000	0-0	.000	1-4	.250	0	5	5	4.7	0	4	0	1	0	1	5.0	
at Virginia Tech	11/28/17	21		2-8	.250	0-0	.000	2-2	1.000	7	7	14	6.0	1	6	0	1	0	6	5.1	
PENN STATE	12/02/17	19		4-6	.667	0-0	.000	2-4	.500	0	5	5	5.9	2	1	2	0	0	10	5.8	
at Indiana	12/04/17	18		1-4	.250	0-0	.000	0-1	.000	0	2	2	5.4	2	1	2	1	1	2	5.3	
at Iowa State	12/07/17	17		5-6	.833	0-0	.000	0-0	.000	4	4	8	5.7	1	3	1	0	0	10	5.8	
vs Drake	12/16/17	12		2-3	.667	0-0	.000	2-3	.667	3	5	8	5.9	1	1	1	0	0	6	5.8	
SOUTHERN UTAH	12/19/17	9		3-3	1.000	0-0	.000	2-2	1.000	0	4	4	5.8	1	0	1	0	1	8	6.0	
vs Colorado	12/22/17	25		3-7	.429	0-0	.000	4-5	.800	4	4	8	5.9	1	2	1	2	0	10	6.3	
NORTHERN ILLINOIS	12/29/17	23		4-8	.500	0-0	.000	1-2	.500	0	4	4	5.8	2	4	1	1	1	9	6.5	
MICHIGAN	01/02/18	17		2-3	.667	0-0	.000	2-2	1.000	0	4	4	5.7	2	2	0	0	0	6	6.5	
OHIO STATE	01/04/18	18		0-1	.000	0-0	.000	1-2	.500	0	5	5	5.6	1	1	2	0	0	1	6.1	
at Maryland	01/07/18	21		0-2	.000	0-0	.000	2-2	1.000	0	2	2	5.4	1	2	3	0	0	2	5.9	
Totals		0	296	36-70	.514	0-0	.000	28-46	.609	25	67	92	5.4	24	33	24	8	4	100	5.9	

**SEASON / CAREER STATS****POINTS**

SEASON: 15 VS. ALABAMA STATE (11/12/17)  
CAREER: 21 VS. STETSON (12/5/16)

**REBOUNDS**

SEASON: 14 AT VIRGINIA TECH (11/28/17)  
CAREER: 14 AT VIRGINIA TECH (11/28/17)

**ASSISTS**

SEASON: 6 AT VIRGINIA TECH (11/28/17)  
CAREER: 6 AT VIRGINIA TECH (11/28/17)

**BLOCKS**

SEASON: 2 VS. COLORADO (12/22/17)  
CAREER: 3 VS. RUTGERS (1/8/17)

**STEALS**

SEASON: 2 VS. COLORADO (12/22/17)  
CAREER: 4 VS. SOUTH DAKOTA (3/15/17)

**MINUTES**

SEASON: 25 VS. COLORADO (12/22/17)  
CAREER: 34 AT NEBRASKA (1/5/17)

**FIELD GOALS MADE**

SEASON: 6 VS. ALABAMA STATE (11/12/17)  
CAREER: 9 VS. STETSON (12/5/16)

**FIELD GOALS ATTEMPTED**

SEASON: 9 VS. ALABAMA STATE (11/12/17)  
CAREER: 12 VS. INDIANA (3/9/17)

**3-POINT FIELD GOALS MADE**

SEASON: ---  
CAREER: ---

**3-POINT FIELD GOALS ATTEMPTED**

SEASON: ---  
CAREER: 1 VS. SETON HALL (11/17/16)

**FREE THROWS MADE**

SEASON: 4 VS. COLORADO (12/22/17)  
CAREER: 6, 2X, LAST AT MICH. ST. (2/11/17)

**FREE THROWS ATTEMPTED**

SEASON: 8 VS. ALABAMA STATE (11/12/17)  
CAREER: 8, 2X, LAST VS. ALABAMA ST (11/12/17)

- Attempted at least one free throw in 15 of 17 games played
- Ranks fourth on the squad in rebounding, pulling down 5.4 per contest
- Grabbed eight rebounds and scored six points in 26-point win over Drake
- Posted team highs in rebounding (8), assists (2), and blocks (2) while also scoring 10 points in win over Colorado
- Missed Southern University game due to deep laceration of right leg sustained at Iowa State
- Registered 10 points, three assists, and a team-best eight rebounds before leaving game due to injury at ISU
- Posted game and career highs in rebounding (14) and assists (6), while also scoring six points and rejecting one shot at Virginia Tech
- The 14 rebounds are Virginia Tech are the fifth most by a Big Ten player this season
- Tallied a game-best 15 points, bolstered by 6-of-9 shooting from the field, in Iowa's win over Alabama State
- Shared team high assists honors with a season-best four in Iowa's win over UAB
- Made a school single-season record 61.7 percent of his field goal attempts as a freshman, besting Russ Millard's 60.9 percent set in 1996

**PRODUCTION TRACKER**

	Season	Career
Scored 10+ Points:	4	19
Scored 15+ Points:	1	6
Scored 20+ Points:	0	1
Had 5+ Assists:	1	2
Had 3+ Blocks:	0	1
Had 3+ Steals:	0	0
Made 3+ 3-Pointers:	0	0
Led Team in Scoring:	1	3
Led Team in Rebounding:	4	10
Led Team in Assists:	3	3
Led Team in Steals:	1	6
Led Team in Blocks:	2	11
Double-Double:	0	1


**CAREER STATS**

YEAR	G/GS	FG-A	PCT	3-PT	PCT	FT-A	PCT	RB	AVG	PF-FO	AS	TO	BK	ST	PTS	AVG
Fresh.	34/14	116-188	.617	0-1	.000	69-120	.575	169	5.0	84-0	37	53	24	25	301	8.9
Soph.	17/0	36-70	.514	0-0	.000	28-46	.609	92	5.4	24-0	33	24	8	4	100	5.9
TOTALS	51/14	152-258	.589	0-1	.000	97-166	.584	261	5.1	108-0	70	77	32	29	401	7.9



# 11 CHARLIE ROSE

Senior • Guard • 6-4 • 190  
Elmhurst, Illinois • York Community



## 2017-18 GAME-BY-GAME STATS

Opponent	Date	gs	min	Total		3-Pointers		Free throws		Rebounds				pf	a	t/o	blk	stl	pts	avg
				fg-fga	pct	3fg-fga	pct	ft-fa	pct	off	def	tot	avg							
CHICAGO STATE	11/10/17	3		0-0	.000	0-0	.000	0-0	.000	0	0	0	0.0	1	0	0	0	0	0	0.0
ALABAMA STATE	11/12/17	4		1-2	.500	0-1	.000	0-0	.000	1	0	1	0.5	0	0	1	0	0	2	1.0
SOUTHERN	12/10/17	2		0-1	.000	0-1	.000	0-0	.000	0	1	1	0.7	0	0	0	0	0	0	0.7
vs Drake	12/16/17	1		1-1	1.000	0-0	.000	0-0	.000	0	0	0	0.5	0	0	0	0	0	2	1.0
SOUTHERN UTAH	12/19/17	2		0-1	.000	0-1	.000	0-0	.000	0	1	1	0.6	0	1	1	0	0	0	0.8
NORTHERN ILLINOIS	12/29/17	2		0-0	.000	0-0	.000	0-0	.000	0	0	0	0.5	0	1	0	0	0	0	0.7
Totals		0	14	2-5	.400	0-3	.000	0-0	.000	1	2	3	0.5	1	2	2	0	0	4	0.7

### SEASON / CAREER STATS

#### POINTS

SEASON: 2 VS. DRAKE (12/16/17)

CAREER: 3 VS. NORTH DAKOTA ST (11/17/14)

#### REBOUNDS

SEASON: 1, 3X, LAST VS. SOUTHERN UTAH (12/19/17)

CAREER: 1, 4X, LAST VS. SOUTHERN UTAH (12/19/17)

#### ASSISTS

SEASON: 1, 2X, LAST VS. N. ILLINOIS (12/29/17)

CAREER: 1, 3X, LAST VS. SOUTHERN UTAH (12/19/17)

#### BLOCKS

SEASON: ---

CAREER: ---

#### STEALS

SEASON: ---

CAREER: ---

#### MINUTES

SEASON: 3 VS. CHICAGO STATE (11/10/17)

CAREER: 3, 4X, LAST VS. CHICAGO ST (11/10/17)

#### FIELD GOALS MADE

SEASON: 1 VS. DRAKE (12/16/17)

CAREER: 1, 3X, LAST VS. DRAKE (12/16/17)

#### FIELD GOALS ATTEMPTED

SEASON: 2 VS. ALABAMA STATE (11/12/17)

CAREER: 2, 2X, LAST VS. ALABAMA ST (11/12/17)

#### 3-POINT FIELD GOALS MADE

SEASON: ---

CAREER: 1 VS. NORTH DAKOTA ST (11/17/14)

#### 3-POINT FIELD GOALS ATTEMPTED

SEASON: 1, 3X, LAST VS. SOUTHERN UTAH (12/19/17)

CAREER: 1, 4X, LAST VS. SOUTHERN UTAH (12/19/17)

#### FREE THROWS MADE

SEASON: ---

CAREER: ---

#### FREE THROWS ATTEMPTED


SEASON: ---

CAREER: ---

- Non-scholarship athlete
- Had an assist in victory over Northern Illinois last Friday
- Played in six games this season, scoring his first bucket in Iowa's win over Alabama State
- Scored a bucket in the remaining seconds in Iowa's 26-point win over Drake

## PRODUCTION TRACKER

	Season	Career
Scored 10+ Points:	0	0
Scored 15+ Points:	0	0
Scored 20+ Points:	0	0
Had 5+ Assists:	0	0
Had 3+ Blocks:	0	0
Had 3+ Steals:	0	0
Made 3+ 3-Pointers:	0	0
Led Team in Scoring:	0	0
Led Team in Rebounding:	0	0
Led Team in Assists:	0	0
Led Team in Steals:	0	0
Led Team in Blocks:	0	0
Double-Double:	0	0




## CAREER STATS

YEAR	G/GS	FG-A	PCT	3-PT	PCT	FT-A	PCT	RB	AVG	PF-FO	AS	TO	BK	ST	PTS	AVG
Fresh.	8/0	1-1	1.000	1-1	1.000	0-0	.000	0	0.0	0-0	1	1	0	0	3	0.4
Junior	7/0	1-3	.333	0-1	.000	0-0	.000	1	0.2	3-0	1	1	0	0	2	0.3
Senior	6/0	2-5	.400	0-3	.000	0-0	.000	3	0.5	1-0	2	2	0	0	4	0.7
TOTALS	21/0	4-9	.444	1-5	.200	0-0	.000	4	0.2	4-0	4	4	0	0	9	0.4

# 20 RILEY TILL

RS-Freshman • Forward • 6-7 • 200  
Dubuque, Iowa • Wahlert HS



## 2017-18 GAME-BY-GAME STATS

Opponent	Date	gs	min	Total		3-Pointers		Free throws		Rebounds				pf	a	t/o	blk	stl	pts	avg
				fg-fga	pct	3fg-fga	pct	ft-fa	pct	off	def	tot	avg							
CHICAGO STATE	11/10/17	5		0-0	.000	0-0	.000	0-0	.000	0	1	1	1.0	0	0	1	0	1	0	0.0
ALABAMA STATE	11/12/17	4		0-1	.000	0-1	.000	0-0	.000	0	0	0	0.5	0	0	0	0	0	0	0.0
vs South Dakota State	11/21/17	0		0-0	.000	0-0	.000	0-0	.000	0	0	0	0.3	0	0	0	0	0	0	0.0
SOUTHERN	12/10/17	4		0-2	.000	0-2	.000	0-0	.000	0	0	0	0.3	1	0	0	0	0	0	0.0
vs Drake	12/16/17	2		0-0	.000	0-0	.000	0-0	.000	0	0	0	0.2	0	0	0	0	0	0	0.0
SOUTHERN UTAH	12/19/17	3		1-1	1.000	0-0	.000	0-0	.000	0	0	0	0.2	1	0	0	0	0	2	0.3
NORTHERN ILLINOIS	12/29/17	2		0-1	.000	0-1	.000	0-0	.000	0	0	0	0.1	0	0	0	0	1	0	0.3
Totals		0	20	1-5	.200	0-4	.000	0-0	.000	0	1	1	0.1	2	0	1	0	2	2	0.3

### SEASON / CAREER STATS

#### POINTS

SEASON: 2 VS. SOUTHERN UTAH (12/19/17)

#### REBOUNDS

SEASON: 1 VS. ALABAMA STATE (11/12/17)

#### ASSISTS

SEASON: ---

#### BLOCKS

SEASON: ---

#### STEALS

SEASON: 1, 2X, LAST VS. N. ILLINOIS (12/29/17)

#### MINUTES

SEASON: 5 VS. CHICAGO STATE (11/10/17)

#### FIELD GOALS MADE

SEASON: 1 VS. SOUTHERN UTAH (12/19/17)

#### FIELD GOALS ATTEMPTED

SEASON: 2 VS. SOUTHERN (12/10/17)

#### 3-POINT FIELD GOALS MADE

SEASON: ---

#### 3-POINT FIELD GOALS ATTEMPTED

SEASON: 2 VS. SOUTHERN (12/10/17)

#### FREE THROWS MADE

SEASON: ---


#### FREE THROWS ATTEMPTED

SEASON: ---

- Non-scholarship athlete
- Had a steal in victory over Northern Illinois last Friday
- Played limited minutes in seven games this season
- Redshirted last season as a true freshman

## PRODUCTION TRACKER

	Season	Career
Scored 10+ Points:	0	0
Scored 15+ Points:	0	0
Scored 20+ Points:	0	0
Had 5+ Assists:	0	0
Had 3+ Blocks:	0	0
Had 3+ Steals:	0	0
Made 3+ 3-Pointers:	0	0
Led Team in Scoring:	0	0
Led Team in Rebounding:	0	0
Led Team in Assists:	0	0
Led Team in Steals:	0	0
Led Team in Blocks:	0	0
Double-Double:	0	0



## CAREER STATS

YEAR	G/GS	FG-A	PCT	3-PT	PCT	FT-A	PCT	RB	AVG	PF-FO	AS	TO	BK	ST	PTS	AVG
Fresh.	7/0	1-5	.200	0-4	.000	0-0	.000	1	0.1	2-0	0	1	0	2	2	0.3



# 25 DOM UHL

Senior • Forward • 6-9 • 220  
Frankfurt, Germany • Point Pleasant Beach HS (NJ)



## 2017-18 GAME-BY-GAME STATS

Opponent	Date	gs	min	Total		3-Pointers		Free throws		Rebounds				pf	a	t/o	blk	stl	pts	avg
				fg-fga	pct	3fg-fga	pct	ft-fa	pct	off	def	tot	avg							
CHICAGO STATE	11/10/17	8		0-1	.000	0-1	.000	1-2	.500	0	3	3	3.0	2	0	2	1	0	1	1.0
ALABAMA STATE	11/12/17	8		1-2	.500	0-0	.000	0-2	.000	2	2	4	3.5	0	1	0	0	0	2	1.5
vs South Dakota State	11/21/17	2		0-0	.000	0-0	.000	0-0	.000	0	0	0	2.3	0	0	0	0	0	0	1.0
vs UAB	11/22/17	2		0-0	.000	0-0	.000	0-0	.000	0	0	0	1.8	0	0	1	0	0	0	0.8
at Indiana	12/04/17	2		0-1	.000	0-0	.000	0-0	.000	0	0	0	1.4	0	0	1	0	0	0	0.6
SOUTHERN	12/10/17	4		0-0	.000	0-0	.000	0-0	.000	0	1	1	1.3	0	0	0	0	0	0	0.5
vs Drake	12/16/17	2		0-0	.000	0-0	.000	0-0	.000	0	0	0	1.1	0	0	1	0	0	0	0.4
SOUTHERN UTAH	12/19/17	3		0-0	.000	0-0	.000	0-0	.000	0	1	1	1.1	0	1	0	1	0	0	0.4
NORTHERN ILLINOIS	12/29/17	4		0-0	.000	0-0	.000	0-0	.000	0	0	0	1.0	0	0	0	0	0	0	0.3
Totals		0	35	1-4	.250	0-1	.000	1-4	.250	2	7	9	1.0	2	2	5	2	0	3	0.3

## SEASON / CAREER STATS

### POINTS

SEASON: 2 VS. ALABAMA STATE (11/12/17)  
CAREER: 18 VS. COPPIN STATE (11/15/15)

### REBOUNDS

SEASON: 4 VS. ALABAMA STATE (11/12/17)  
CAREER: 10, 2X, LAST VS. SETON HALL (11/17/16)

### ASSISTS

SEASON: 1, 2X, LAST VS. SOUTHERN UTAH (12/19/17)  
CAREER: 6 VS. OHIO STATE (1/28/17)

### BLOCKS

SEASON: 1, 2X, LAST VS. SOUTHERN UTAH (12/19/17)  
CAREER: 5 VS. RUTGERS (1/8/17)

### STEALS

SEASON: ---  
CAREER: 3 AT MARQUETTE (11/19/15)

### MINUTES

SEASON: 8, 2X, LAST VS. ALABAMA ST (11/12/17)  
CAREER: 28 VS. DRAKE (12/19/15)

### FIELD GOALS MADE

SEASON: 1 VS. ALABAMA STATE (11/12/17)  
CAREER: 7 VS. COPPIN STATE (11/15/15)

### FIELD GOALS ATTEMPTED

SEASON: 2 VS. ALABAMA STATE (11/12/17)  
CAREER: 10, 2X, LAST VS. UMKC (12/5/15)

### 3-POINT FIELD GOALS MADE

SEASON: ---  
CAREER: 3 VS. COPPIN STATE (11/15/15)

### 3-POINT FIELD GOALS ATTEMPTED

SEASON: 2 VS. ALABAMA STATE (11/12/17)  
CAREER: 5, 2X, LAST VS. COPPIN ST (11/15/15)

### FREE THROWS MADE

SEASON: 1 VS. CHICAGO STATE (11/10/17)  
CAREER: 6, 2X, LAST VS. KENN. ST. (11/11/16)

### FREE THROWS ATTEMPTED

SEASON: 2, 2X, LAST VS. ALABAMA ST (11/12/17)  
CAREER: 10, 2X, LAST VS. KENN. ST. (11/11/16)

- Played eight minutes and scored in each of Iowa's first two games of the season
- Seen limited minutes in nine games

## PRODUCTION TRACKER

	Season	Career
Scored 10+ Points:	0	9
Scored 15+ Points:	0	2
Scored 20+ Points:	0	0
Had 5+ Assists:	0	1
Had 3+ Blocks:	0	2
Had 3+ Steals:	0	1
Made 3+ 3-Pointers:	0	1
Led Team in Scoring:	0	1
Led Team in Rebounding:	0	5
Led Team in Assists:	0	0
Led Team in Steals:	0	5
Led Team in Blocks:	0	8
Double-Double:	0	1



## CAREER STATS

YEAR	G/GS	FG-A	PCT	3-PT	PCT	FT-A	PCT	RB	AVG	PF-FO	AS	TO	BK	ST	PTS	AVG
Fresh.	33/0	26-72	.361	5-27	.185	11-21	.524	61	1.8	25-0	14	23	7	8	68	2.1
Soph.	33/1	69-166	.416	27-60	.450	34-58	.586	119	3.6	40-0	27	25	12	16	199	6.0
Junior	32/7	34-97	.351	10-42	.238	35-52	.673	102	3.2	31-0	38	31	9	5	113	3.5
Senior	9/0	1-4	.250	0-1	.000	1-4	.250	9	1.0	2-0	2	5	2	0	3	0.3
TOTALS	107/8	130-339	.383	42-130	.323	81-135	.600	291	2.7	98-0	81	84	30	29	383	3.6

# AHMAD WAGNER

Junior • Forward • 6-7 • 235  
Yellow Springs, Ohio • Wayne HS



## 2017-18 GAME-BY-GAME STATS

				Total		3-Pointers		Free throws		Rebounds											
Opponent	Date	gs	min	fg-fga	pct	3fg-fga	pct	ft-fa	pct	off	def	tot	avg	pf	a	t/o	blk	stl	pts	avg	
CHICAGO STATE	11/10/17	*	19	0-2	.000	0-0	.000	2-4	.500	2	4	6	6.0	2	4	1	0	0	2	2.0	
ALABAMA STATE	11/12/17	*	12	2-3	.667	1-1	1.000	0-2	.000	4	3	7	6.5	1	1	1	0	1	5	3.5	
GRAMBLING STATE	11/16/17	*	12	0-0	.000	0-0	.000	1-2	.500	0	1	1	4.7	0	1	2	1	1	1	2.7	
vs Louisiana	11/20/17	*	11	0-1	.000	0-0	.000	0-0	.000	0	1	1	3.8	1	1	2	0	1	0	2.0	
vs South Dakota State	11/21/17	*	17	5-6	.833	1-1	1.000	0-0	.000	2	1	3	3.6	3	1	1	0	1	11	3.8	
at Virginia Tech	11/28/17	*	12	1-3	.333	0-0	.000	0-0	.000	1	1	2	3.3	1	0	1	0	0	2	3.5	
PENN STATE	12/02/17		10	1-2	.500	0-0	.000	0-0	.000	0	1	1	3.0	2	0	0	0	0	2	3.3	
at Indiana	12/04/17		20	2-8	.250	0-1	.000	0-0	.000	4	0	4	3.1	4	0	1	0	1	4	3.4	
at Iowa State	12/07/17		5	1-1	1.000	0-0	.000	0-0	.000	0	1	1	2.9	0	0	1	1	0	2	3.2	
SOUTHERN	12/10/17		11	0-0	.000	0-0	.000	1-2	.500	0	3	3	2.9	3	0	1	0	0	1	3.0	
vs Drake	12/16/17		7	0-1	.000	0-1	.000	0-0	.000	1	0	1	2.7	1	1	0	0	0	0	2.7	
SOUTHERN UTAH	12/19/17		1	0-0	.000	0-0	.000	0-0	.000	0	0	0	2.5	0	0	0	0	0	0	2.5	
NORTHERN ILLINOIS	12/29/17		11	0-1	.000	0-1	.000	0-0	.000	1	2	3	2.5	2	4	0	0	0	0	2.3	
MICHIGAN	01/02/18		8	0-0	.000	0-0	.000	0-0	.000	0	0	0	2.4	1	1	0	0	0	0	2.1	
OHIO STATE	01/04/18		9	0-0	.000	0-0	.000	0-1	.000	2	1	3	2.4	2	1	0	0	0	0	2.0	
at Maryland	01/07/18		10	1-2	.500	0-1	.000	0-0	.000	1	1	2	2.4	1	0	1	0	0	2	2.0	
Totals			6	175	13-30	.433	2-6	.333	4-11	.364	18	20	38	2.4	24	15	12	2	5	32	2.0

### SEASON / CAREER STATS

#### POINTS

SEASON: 11 vs. SDSU (11/21/17)  
CAREER: 12, 4X, LAST AT ILLINOIS (1/25/17)

#### REBOUNDS

SEASON: 7 vs. ALABAMA STATE (11/12/17)  
CAREER: 9, 2X, LAST vs. SAVANNAH ST (11/13/16)

#### ASSISTS

SEASON: 4, 2X, LAST vs. N. ILLINOIS (12/29/17)  
CAREER: 5 AT NORTHWESTERN (1/15/17)

#### BLOCKS

SEASON: 1, 2X, LAST AT IOWA STATE, 12/7/17  
CAREER: 4 vs. KENNESAW STATE (11/11/16)

#### STEALS

SEASON: 1, 4X, LAST vs. SDSU (11/21/17)  
CAREER: 3 vs. NORTHWESTERN (1/31/16)

#### MINUTES

SEASON: 20 AT INDIANA (12/4/17)  
CAREER: 26 vs. NORTHERN IOWA (12/17/16)

#### FIELD GOALS MADE

SEASON: 5 vs. SDSU (11/21/17)  
CAREER: 5, 3X, LAST vs. SDSU (11/21/17)

#### FIELD GOALS ATTEMPTED

SEASON: 8 AT INDIANA (12/4/17)  
CAREER: 8, 2X, LAST AT INDIANA (12/4/17)

#### 3-POINT FIELD GOALS MADE

SEASON: 1, 2X, LAST vs. SDSU (11/21/17)  
CAREER: 1, 2X, LAST vs. SDSU (11/21/17)

#### 3-POINT FIELD GOALS ATTEMPTED

SEASON: 1, 4X, LAST vs. DRAKE (12/16/17)  
CAREER: 1, 7X, LAST vs. DRAKE (12/16/17)

#### FREE THROWS MADE

SEASON: 2 vs. CHICAGO STATE (11/10/17)  
CAREER: 6 vs. MARYLAND (1/19/17)

#### FREE THROWS ATTEMPTED

SEASON: 4 vs. CHICAGO STATE (11/10/17)  
CAREER: 8 vs. MARYLAND (1/19/17)

- Tied a career high with four assists in win over Northern Illinois
- Started the first five games of the season
- Missed two games due to injury: UAB (shoulder) and Colorado (ankle)
- Made his first career 3-pointer in the first half of win over Alabama State
- Netted a season-best 11 points, including making second career triple, versus SDSU at Cayman Islands Classic

## PRODUCTION TRACKER

	Season	Career
Scored 10+ Points:	1	6
Scored 15+ Points:	0	0
Scored 20+ Points:	0	0
Had 5+ Assists:	0	1
Had 3+ Blocks:	0	1
Had 3+ Steals:	0	1
Made 3+ 3-Pointers:	0	0
Led Team in Scoring:	0	0
Led Team in Rebounding:	1	2
Led Team in Assists:	0	2
Led Team in Steals:	1	7
Led Team in Blocks:	1	6
Double-Double:	0	0



## CAREER STATS

YEAR	G/GS	FG-A	PCT	3-PT	PCT	FT-A	PCT	RB	AVG	PF-FO	AS	TO	BK	ST	PTS	AVG
Fresh.	32/0	32-47	.681	0-1	.000	19-37	.514	84	2.6	49-2	6	11	13	9	83	2.6
Soph.	34/18	63-123	.512	0-2	.000	38-82	.463	116	3.4	71-0	46	30	14	27	164	4.8
Junior	16/6	13-30	.433	2-6	.333	4-11	.364	38	2.4	24-0	15	12	2	5	30	2.0
TOTALS	82/24	108-200	.540	2-9	.222	61-130	.469	238	2.9	144-2	67	53	29	41	277	3.4



# GAME-BY-GAME RESULTS

Overall: 9-9      Big Ten: 0-5      Home: 6-3      Away: 0-4      Neutral: 3-2

Date	Opponent	Result	Attend.	Top Scorer	Top Rebounder
Nov. 10	Chicago State	W, 95-62	12,100	Luka Garza, 16	Wagner/Cook, 6
Nov. 12	Alabama State	W, 92-58	11,637	Cordell Pemsli, 15	Luka Garza, 13
Nov. 16	Grambling State	W, 85-74	10,540	Jack Nunge, 17	Luka Garza, 9
^ Nov. 20	vs. Louisiana	L, 71-80	1,200	Isaiah Moss, 24	Cordell Pemsli, 8
^ Nov. 21	vs. South Dakota State	L, 72-80	1,275	Isaiah Moss, 18	Luka Garza, 10
^ Nov. 22	vs. UAB	W, 95-85	1,020	Jordan Bohannon, 30	Luka Garza, 7
\$ Nov. 28	at Virginia Tech	L, 55-79	7,101	Tyler Cook, 16	Cordell Pemsli, 14
* Dec. 2	Penn State	L, 73-77	12,805	Tyler Cook, 23	Tyler Cook, 12
* Dec. 4	at Indiana	L, 64-77	17,222	Brady Ellingson, 16	Jack Nunge, 6
+ Dec. 7	at Iowa State	L, 78-84	14,384	Jordan Bohannon, 19	Nunge/Cook/Pemsli, 8
Dec. 10	Southern	W, 91-60	11,397	Luka Garza, 23	Luka Garza, 13
# Dec. 16	vs. Drake	W, 90-64	13,828	Tyler Cook, 23	Nicholas Baer, 14
Dec. 19	Southern Utah	W, 92-64	10,220	Luka Garza, 17	Nicholas Baer, 10
@ Dec. 22	vs. Colorado	W, 80-73	3,250	Moss/Dailey, 16	Cordell Pemsli, 8
Dec. 29	Northern Illinois	W, 98-75	14,665	Luka Garza, 25	Luka Garza, 7
* Jan. 2	Michigan	L, 68-75	11,363	Tyler Cook, 28	Tyler Cook, 8
* Jan. 4	Ohio State	L, 81-92	10,933	Tyler Cook, 21	Tyler Cook, 9
* Jan. 7	at Maryland	L, 73-91	13,352	Isaiah Moss, 25	Nicholas Baer, 11

^ - Cayman Islands Classic -- George Town, Cayman Islands

\$ - Big Ten/ACC Challenge

+ - Iowa Corn Cy-Hawk Series

# - The Hy-Vee Classic -- Des Moines, Iowa

@ - Played in Sioux Falls, South Dakota

\* - Big Ten Conference Game

% - Big Ten Tournament -- New York City

Attendance Summary	Games	Totals	Average
Home	9	105,660	11,740
Away	4	52,059	13,014
Neutral	5	20,573	4,114
<b>Totals</b>	<b>18</b>	<b>178,292</b>	<b>9,905</b>



# GAME-BY-GAME STATISTICS

Team	Score	FG-A	PCT	3-PT. FG	PCT	FT-A	PCT	REB	PF	AS	TO	BS	ST
at Iowa	95	31-52	.596	12-22	.545	21-35	.600	38	19	23	17	7	8
Chicago State	62	23-61	.377	6-26	.231	10-18	.556	33	33	10	20	2	9
at Iowa	92	32-68	.471	11-29	.379	17-33	.515	53	14	25	9	6	9
Alabama State	58	24-64	.375	4-14	.286	6-11	.545	38	22	10	17	6	5
at Iowa	85	25-46	.543	8-20	.400	27-36	.750	36	14	20	13	6	8
Grambling State	74	29-68	.426	10-24	.417	6-6	1.000	27	25	19	11	2	7
Iowa	71	22-60	.367	6-19	.316	21-26	.808	39	19	10	15	2	6
vs. Louisiana	80	30-61	.492	5-21	.238	15-22	.682	39	23	25	13	5	9
Iowa	72	28-55	.509	8-21	.381	8-15	.533	35	17	16	15	3	4
vs. South Dakota State	80	27-61	.443	10-20	.500	16-19	.842	32	15	10	11	1	9
Iowa	95	30-50	.600	8-13	.615	27-35	.771	29	18	18	11	4	3
vs. UAB	85	31-69	.449	7-25	.280	16-18	.889	35	22	15	9	1	7
Iowa	55	22-66	.333	5-20	.250	6-10	.600	44	20	11	14	5	5
at Virginia Tech	79	25-58	.431	7-23	.304	22-28	.786	40	13	15	10	4	6
at Iowa	73	28-55	.509	4-12	.333	13-21	.619	39	15	16	18	6	5
Penn State	77	28-64	.438	12-23	.522	9-11	.818	30	22	19	14	7	8
Iowa	64	25-65	.385	10-24	.417	4-9	.444	42	20	17	18	6	6
at Indiana	77	27-66	.409	8-21	.381	15-23	.652	47	16	14	10	6	11
Iowa	78	33-74	.446	11-36	.306	1-8	.125	53	19	23	18	3	2
at Iowa State	84	30-65	.462	9-27	.333	15-20	.750	31	13	16	8	1	9
at Iowa	91	28-63	.444	13-32	.406	22-28	.786	46	15	22	7	8	6
Southern	60	21-70	.300	3-21	.143	15-20	.750	45	22	4	11	2	4
Iowa	90	37-67	.552	6-18	.333	10-15	.667	41	14	23	14	2	10
vs. Drake	64	24-55	.436	9-26	.346	7-9	.778	24	17	14	19	2	6
at Iowa	92	35-67	.522	6-22	.273	16-21	.762	48	11	25	12	6	7
Southern Utah	64	24-61	.393	8-26	.308	8-14	.571	29	22	17	12	0	6
Iowa	80	26-53	.491	3-15	.200	25-36	.694	43	15	13	19	5	4
vs. Colorado	73	29-68	.426	6-23	.261	9-17	.529	31	25	10	11	2	12
at Iowa	98	36-62	.581	12-26	.462	14-21	.667	35	8	34	8	8	7
Northern Illinois	75	30-69	.435	8-22	.364	7-10	.700	35	17	13	12	1	8
at Iowa	68	25-52	.481	6-15	.400	12-17	.706	31	14	16	13	4	4
Michigan	75	28-57	.491	11-25	.440	8-10	.800	30	15	18	10	0	8
at Iowa	81	29-68	.426	7-17	.412	16-23	.696	40	20	17	11	5	1
Ohio State	92	35-66	.530	7-20	.350	15-23	.652	38	22	16	9	5	6
Iowa	73	28-57	.491	11-2	.524	6-10	.600	28	10	17	17	3	2
at Maryland	91	34-60	.567	4-17	.235	19-25	.760	31	14	19	9	1	2







# SEASON & CAREER BESTS/THE LAST TIME...

## Season Bests

Player	Points	3-Pointers	Rebounds	Assists	Blocks	Steals
Nicholas Baer	11, Drake	2, Iowa State	14, Drake	5, Drake	3, Indiana	5, Drake
Jordan Bohannon	30, UAB	6, UAB	6, Colorado	10, Ohio State	---	2, Grambling St
Tyler Cook	29, UAB	1, Indiana	12, Penn State	5, Iowa State	2, four times	1, eight times
Maishe Dailey	16, Colorado	3, Southern	6, Iowa State	4, twice	---	2, Alabama State
Brady Ellingson	16, Indiana	3, three times	4, Iowa State	5, Iowa State	1, twice	2, Iowa State
Luka Garza	25, NIU	3, NIU	13, twice	2, four times	5, NIU	2, Grambling St
Ryan Kriener	6, Southern	1, twice	4, four times	4, Alabama State	2, Chicago State	3, Drake
Connor McCaffery	5, Southern	1, Southern	3, Southern	4, Southern	---	1, twice
Isaiah Moss	25, Maryland	4, three times	4, twice	5, NIU	1, three times	2, three times
Jack Nunge	17, Grambling St	3, Grambling St	8, Iowa State	4, twice	4, Southern	4, Chicago State
Cordell Pemsil	15, Alabama State	---	14, Virginia Tech	6, Virginia Tech	2, Colorado	1, four times
Charlie Rose	2, twice	---	1, three times	1, twice	---	---
Riley Till	2, Southern Utah	---	1, Chicago State	---	---	1, twice
Dom Uhl	2, Alabama State	---	4, Alabama State	1, twice	1, twice	---
Ahmad Wagner	11, SDSU	1, twice	7, Alabama State	4, twice	1, twice	1, five times

## Career Bests

Player	Points	3-Pointers	Rebounds	Assists	Blocks	Steals
Nicholas Baer	20, Penn State, '17	4, three times	14, Drake, '17	6, Savannah St, '16	6, twice	5, Drake, '17
Jordan Bohannon	30, UAB, '17	8, Maryland, '17	6, Colorado, '17	13, TCU, '17	1, Nebraska '17	4, twice
Tyler Cook	29, UAB, '17	1, three times	12, Penn State, '17	5, Iowa State, '17	2, four times	3, Rutgers, '17
Maishe Dailey	16, Colorado, '17	3, Southern, '17	7, Delaware St, '16	4, twice	1, Savannah St, '16	2, twice
Brady Ellingson	23, Savannah St, '16	5, Ohio State, '17	4, twice	5, three times	1, twice	2, twice
Luka Garza	25, NIU, '17	3, NIU, '17	13, twice	2, four times	5, NIU, '17	3, Drake, '17
Ryan Kriener	14, twice	1, three times	7, Ohio State	4, Alabama St, '17	3, twice	2, three times
Connor McCaffery	5, Southern, '17	1, Southern, '17	3, Southern, '17	4, Southern, '17	---	1, twice
Isaiah Moss	25, Maryland, '18	5, Stetson, '16	6, Stetson, '16	5, twice	2, three times	5, Indiana, '17
Jack Nunge	17, Grambling St, '17	3, Grambling St, '17	8, Iowa State, '17	4, twice	4, Southern, '17	4, Chicago St, '17
Cordell Pemsil	21, Stetson, '16	---	14, Virginia Tech, '17	6, Virginia Tech, '17	3, Rutgers, '17	4, South Dakota, '17
Charlie Rose	3, NDSU, '14	1, NDSU, '14	1, four times	1, four times	---	---
Riley Till	---	---	1, Chicago St, '17	---	---	1, twice
Dom Uhl	18, Coppin St, '15	3, Coppin St, '15	10, twice	6, Ohio State, '17	5, Rutgers, '17	3, Marquette, '15
Ahmad Wagner	12, four times	1, twice	9, twice	5, Northwestern, '17	4, KSU, '16	3, Northwestern, '16

### The Last Time a Player . . .

#### **Had 30 or more points**

Iowa -- 30, Jordan Bohannon vs. UAB, 11/22/17  
Opponent -- 34, Glynn Watson Jr., Nebraska, 1/5/17

#### **Made at least 90% of his FGA (10 att.)**

Iowa -- .900 (9-10), Aaron White vs. Md.-Eastern Shore, 11/14/13  
Opponent -- .900 (9-10), E.J. Singler, Oregon, 3/18/12

#### **Made 100% of his FTA (10 att.)**

Iowa -- 1.000 (10-10), Isaiah Moss vs. Louisiana, 11/20/17  
Opponent -- 1.000 (12-12), Bonzie Colson, Notre Dame, 11/29/16

#### **Had 15 or more rebounds**

Iowa -- 18, Adam Woodbury vs. Wisconsin, 2/24/16  
Opponent -- 17, Bonzie Colson, Notre Dame 11/29/16

#### **Had 10 or more assists**

Iowa -- 10, Jordan Bohannon vs. Ohio State, 1/4/18  
Opponent -- 10, Nick Weiler-Babb, Iowa State, 12/7/17

#### **Had 5 or more blocks**

Iowa -- 5, Luka Garza vs. Northern Illinois, 12/29/17  
Opponent -- 5, Alex Olah, Northwestern, 2/15/15

#### **Had 5 or more steals**

Iowa -- 5, Nicholas Baer vs. Drake, 12/16/17  
Opponent -- 5, Tevin King, South Dakota State, 11/21/17

### The Last Time a Team . . .

#### **Scored 100 or more points**

Iowa -- 116 vs. Savannah State, 11/13/16  
Opponent -- 101 by Minneosta, 2/8/17

#### **Scored 40 or fewer points**

Iowa -- 40 at Wisconsin, 3/3/10  
Opponent -- 39 by UNC Wilmington, 11/8/13

#### **Won an overtime game**

Iowa -- 96-90 (OT) vs. Indiana, 2/21/17  
Opponent -- 95-92 (OT) by TCU, 3/19/17

#### **Made at least 60% of its FGA (20 att.)**

Iowa -- .600 (30-50) vs. UAB, 11/22/17  
Opponent -- .603 (35-58) by Indiana, 3/9/17

#### **Made at least 50% of its 3-pt. FGA (8 att.)**

Iowa -- .615 (18-13) vs. UAB, 11/22/17  
Opponent -- .500 (12-23) by Penn State, 12/1/17

#### **Made at least 90% of its FTA (10 att.)**

Iowa -- 1.000 (13-13) at Purdue, 12/28/16  
Opponents -- .939 (15-16) by Illinois, 2/25/15





# SEASON HIGHS & LOWS/SPECIALITY STATS

## CATEGORY

<b>Points</b>	<b>High</b>	98	<b>IOWA</b>	Northern Illinois	92	<b>OPPONENTS</b>	Ohio State
	<b>Low</b>	55		Virginia Tech	58		Alabama State
<b>FG Made</b>	<b>High</b>	37		Drake	35		Ohio State
	<b>Low</b>	22		Louisiana/Virginia Tech	21		Southern
<b>FG Att.</b>	<b>High</b>	74		Iowa State	70		Southern
	<b>Low</b>	46		Grambling State	55		Drake
<b>FG%</b>	<b>High</b>	.600		UAB	.567		Maryland
	<b>Low</b>	.333		Virginia Tech	.300		Southern
<b>3FG Made</b>	<b>High</b>	13		Southern	12		Penn State
	<b>Low</b>	3		Colorado	3		Southern
<b>3FG Att.</b>	<b>High</b>	36		Iowa State	27		Iowa State
	<b>Low</b>	12		Penn State	14		Alabama State
<b>3FG%</b>	<b>High</b>	.615		UAB	.522		Penn State
	<b>Low</b>	.200		Colorado	.143		Southern
<b>FTM</b>	<b>High</b>	27		Grambling State/UAB	22		Virginia Tech
	<b>Low</b>	1		Iowa State	6		Alabama State/Grambling State
<b>FTA</b>	<b>High</b>	36		Grambling State/Colorado	28		Virginia Tech
	<b>Low</b>	8		Iowa State	6		Grambling State
<b>FT% (min. 10)</b>	<b>High</b>	.808		Louisiana	.889		UAB
	<b>Low</b>	.515		Alabama State	.529		Colorado
<b>Off. Reb.</b>	<b>High</b>	22		Alabama State	16		Indiana/Southern
	<b>Low</b>	4		UAB	3		Southern Utah
<b>Def. Reb.</b>	<b>High</b>	38		Southern Utah	31		Virginia Tech/Indiana
	<b>Low</b>	19		Maryland	14		Grambling State
<b>Total Reb.</b>	<b>High</b>	53		Alabama State/Iowa State	47		Indiana
	<b>Low</b>	28		Maryland	23		Alabama State
<b>Assists</b>	<b>High</b>	34		Northern Illinois	25		Louisiana
	<b>Low</b>	10		Louisiana	4		Southern
<b>Steals</b>	<b>High</b>	10		Drake	12		Colorado
	<b>Low</b>	1		Ohio State	2		Maryland
<b>Blocks</b>	<b>High</b>	8		Southern/Northern Illinois	7		Penn State
	<b>Low</b>	2		Louisiana/Drake	0		Southern Utah/Michigan
<b>Turnovers</b>	<b>High</b>	19		Colorado	20		Chicago State
	<b>Low</b>	7		Southern	8		Iowa State
<b>Fouls</b>	<b>High</b>	20		Four times	33		Chicago State
	<b>Low</b>	8		Northern Illinois	13		Virginia Tech/Iowa State

## GAME-BY-GAME SPECIALTY STATS

Date	Opponent	Pts. Off	Pts. In	2nd	Bench
		TO's	Paint	Chance	Points
11/10	Chicago State	15	30	17	39
11/12	Alabama State	33	38	27	49
11/16	Grambling State	12	30	13	29
11/20	vs. Louisiana	14	26	13	20
11/21	vs. South Dakota St	15	28	6	21
11/22	vs. UAB	13	36	5	10
11/28	at Virginia Tech	3	30	13	19
12/2	Penn State	14	42	13	19
12/4	at Indiana	10	26	12	28
12/7	at Iowa State	9	38	16	30
12/10	Southern	14	24	17	52
12/16	vs. Drake	25	52	19	27
12/19	Southern Utah	15	52	13	43
12/22	vs. Colorado	15	34	15	33
12/29	Northern Illinois	21	42	2	53
1/2	Michigan	9	30	2	17
1/4	Ohio State	8	26	24	13
1/7	at Maryland	15	22	15	11
AVG.		14.4	33.7	13.4	28.5

## IOWA AND OPPONENT INDIVIDUAL HIGH PERFORMANCES

### CATEGORY

<b>Points</b>	30	<b>IOWA</b>	Jordan Bohannon vs. UAB	27	<b>OPPONENTS</b>	Keita Bates-Diop (Ohio State)
<b>Field Goals Made</b>	10		Cook vs. Drake/Moss at Maryland	10		Keita Bates-Diop (Ohio State)
<b>Field Goals Attempted</b>	17 (6-17)		Isaiah Moss vs. Louisiana	18		2x, last by Lindell Wigginton (Iowa State)
<b>Field Goal Percentage (min. 5 made)</b>	1.000 (8-8)		Luka Garza vs. Northern Illinois	1.000 (6-6)		Bryce Washington (Louisiana)
<b>3-Point Field Goals Made</b>	6 (6-8)		Jordan Bohannon vs. UAB	4		4x, last by Lindell Wigginton (Iowa State)
<b>3-Point Field Goals Attempted</b>	10		Bohannon at Iowa State/Maryland	10 (4-10)		Anthony Gaston (Grambling State)
<b>3-Point Field Goals Pct. (min. 4 made)</b>	.750 (6-8)		Jordan Bohannon vs. UAB	.400 (4-10)		Anthony Gaston (Grambling State)
<b>Free Throws Made</b>	13 (13-16)		Tyler Cook vs. UAB	7		Chris Cokely (UAB)/Anthony Cowan (Maryland)
<b>Free Throws Attempted</b>	16 (13-16)		Tyler Cook vs. UAB	9 (7-9)		Anthony Cowan (Maryland)
<b>Free Throw Pct. (min. 7 made)</b>	1.000 (10-10)		Isaiah Moss vs. Louisiana	.875 (7-8)		Chris Cokely (UAB)
<b>Offensive Rebounds</b>	7		2x, last by Tyler Cook vs. Penn State	5		Axel Mpoyo (Grambling State)
<b>Defensive Rebounds</b>	9		Nicholas Baer vs. Drake	12		Keita Bates-Diop (Ohio State)
<b>Total Rebounds</b>	14		Pemsl at Virginia Tech/Baer vs. Drake	13		Keita Bates-Diop (Ohio State)
<b>Assists</b>	10		Jordan Bohannon vs. Ohio State	11		Marcus Stroman (Louisiana)
<b>Steals</b>	5		Nicholas Baer vs. Drake	5		Tevin King (SDSU)
<b>Blocks</b>	5		Luka Garza vs. Northern Illinois	4		3x, last by De'Ron Davis (Indiana)
<b>Turnovers</b>	6		Tyler Cook vs. Drake	7		Graham Woodward (Drake)





# 2017-18 IOWA RECORD WHEN...

When playing at home:	6-3	When leading at the half:	9-1	When wearing White:	7-3
When playing on the road:	0-4	When trailing at the half:	0-7	When wearing Black:	2-6
When playing on a neutral court:	3-2	When tied at the half:	0-1	When wearing Gold:	0-0

When Iowa scores 100 points or more:	0-0	Iowa field goal percentage at home:	269-533	.505
When Iowa scores 90-99 points:	7-0	Iowa field goal percentage on road:	251-547	.459
When Iowa scores 80-89 points:	2-1	Iowa 3-point percentage at home:	79-195	.405
When Iowa scores 70-79 points:	0-5	Iowa 3-point percentage on road:	68-187	.364
When Iowa scores under 70 points:	0-3	Iowa free throw percentage at home:	158-235	.672
		Iowa free throw percentage on road:	108-164	.659

When opponent scores 100 points or more:	0-0	On Sunday:	2-1
When opponent scores 90-99 points:	0-2	On Monday:	0-2
When opponent scores 80-89 points:	1-3	On Tuesday:	1-3
When opponent scores 70-79 points:	3-4	On Wednesday:	1-0
When opponent scores 60-69 points:	4-0	On Thursday:	1-2
When opponent scores fewer than 60 points:	1-0	On Friday:	3-0
		On Saturday:	1-1

When Iowa shoots at least 50% from the field:	6-2	On BTN:	4-2
When Iowa shoots less than 50% from the field:	3-7	On CBS:	0-0
When opponent shoots at least 50% from the field:	0-2	On ESPN:	0-0
When opponent shoots less than 50% from the field:	9-7	On ESPN2:	0-3
When Iowa has higher FG% than opponent:	9-2	On ESPNU:	0-1
When opponent has higher FG%:	0-7	On BTN Plus:	4-0
When FG% is equal:	0-0	On FS1:	0-1
		On CBS SN:	0-0
		On NBC SN:	0-0
		truTV:	0-0

When Iowa outrebounds opponent:	7-6	On NBC SN:	0-0
When opponent has more rebounds:	1-2	truTV:	0-0
When rebounds are equal:	1-1		
When Iowa shoots at least 80% from the line:	0-1	Most Points, First Half:	56 vs. Northern Illinois
When Iowa shoots less than 80% from the line:	9-8	Fewest Points, First Half:	17 vs. Louisiana
When opponent shoots at least 80% from the line:	2-4	Most Points Allowed, First Half:	48 by Michigan/Maryland
When opponent shoots less than 80% from the line:	7-6	Fewest Points Allowed, First Half:	22 vs. Alabama State
When Iowa shoots more free throws than opponent:	9-4	Most Points, Second Half:	54 vs. Louisiana
When opponent shoots more free throws:	0-5	Fewest Points, Second Half:	17 at Virginia Tech
When free throws attempts are equal:	0-1	Most Points Allowed, Second Half:	48 by UAB/Iowa State
When Iowa has higher FT% than opponent:	5-2	Fewest Points Allowed, Second Half:	27 by Michigan
When opponent has higher FT%:	5-8	Largest Halftime Advantage:	25 vs. Chicago St/Alabama St
When FT% is equal:	0-0	Largest Halftime Deficit:	20 vs. Louisiana

When Iowa shoots at least 50% from 3-point range:	2-1
When Iowa shoots less than 50% from 3-point range:	7-8
When opponent shoots at least 50% from 3-point range:	0-2
When opponent shoots less than 50% from 3-point range:	9-7
When Iowa has a higher 3-point FG% than opponent:	6-3
When opponent has a higher 3-point FG%:	3-6
When 3-point FG% is equal:	0-0

When Iowa has more assists than opponent:	9-4
When opponent has more assists:	0-5
When assists are equal:	0-0

When Iowa has fewer turnovers than opponent:	5-0
When opponent has fewer turnovers:	3-9
When turnovers are equal:	1-0
When Iowa has more steals than opponent:	4-0
When opponent has more steals:	5-8
When steals are equal:	0-1



# UNDER McCAFFERY... IOWA RECORD WHEN...

When playing at home:	101-33	When leading at the half:	125-31	When wearing White:	95-37
When playing on the road:	28-50	When trailing at the half:	17-76	When wearing Black:	35-66
When playing on a neutral court:	17-25	When tied at the half:	3-2	When wearing Gold:	15-6
When Iowa scores 100 points or more:	6-0	Iowa field goal percentage at home:	3615-7772	.465	
When Iowa scores 90-99 points:	24-4	Iowa field goal percentage on road:	3035-7112	.426	
When Iowa scores 80-89 points:	45-10	Iowa 3-point percentage at home:	883-2439	.362	
When Iowa scores 70-79 points:	46-31	Iowa 3-point percentage on road:	745-2202	.338	
When Iowa scores under 70 points:	25-65	Iowa free throw percentage at home:	2341-3286	.712	
		Iowa free throw percentage on road:	1657-2333	.710	
When opponent scores 100 points or more:	0-4	On Sunday:	27-20		
When opponent scores 90-99 points:	2-16	On Monday:	10-4		
When opponent scores 80-89 points:	3-25	On Tuesday:	21-17		
When opponent scores 70-79 points:	37-40	On Wednesday:	15-17		
When opponent scores 60-69 points:	47-23	On Thursday:	19-25		
When opponent scores fewer than 60 points:	57-2	On Friday:	17-10		
		On Saturday:	35-16		
When Iowa shoots at least 50% from the field:	44-10	On BTN:	58-53		
When Iowa shoots less than 50% from the field:	102-100	On CBS:	1-2		
When opponent shoots at least 50% from the field:	3-43	On ESPN:	10-13		
When opponent shoots less than 50% from the field:	143-67	On ESPN2:	12-16		
When Iowa has higher FG% than opponent:	129-19	On ESPNU:	14-9		
When opponent has higher FG%:	16-88	On FS1:	1-1		
When FG% is equal:	2-2	On Mediacom:	12-0		
		On CBS SN:	1-3		
When Iowa outrebounds opponent:	110-44	On NBC SN:	2-1		
When opponent has more rebounds:	33-61	truTV:	1-0		
When rebounds are equal:	3-5				
When Iowa shoots at least 80% from the line:	35-20	Most Points, First Half: 59 vs. Savannah State, '16			
When Iowa shoots less than 80% from the line:	111-88	Fewest Points, First Half: 14 vs. Indiana, '13			
When opponent shoots at least 80% from the line:	29-23	Most Points Allowed, First Half: 55 vs. Michigan State, '12			
When opponent shoots less than 80% from the line:	118-86	Fewest Points Allowed, First Half: 12 vs. UNC Wilmington, '13			
When Iowa shoots more free throws than opponent:	120-48	Most Points, Second Half: 58 vs. SIU-Edwardsville, '10			
When opponent shoots more free throws:	20-58	Fewest Points, Second Half: 15 vs. Northern Iowa, '14			
When free throws attempts are equal:	6-4	Most Points Allowed, Second Half: 61 at Oregon, '12			
When Iowa has higher FT% than opponent:	94-47	Fewest Points Allowed, Second Half: 16 vs. UNI, '10			
When opponent has higher FT%:	49-60	Largest Halftime Advantage: 37 vs. Arkansas-Pine Bluff, '13			
When FT% is equal:	3-3	Largest Halftime Deficit: 25 vs. Villanova, '16			
When Iowa shoots at least 50% from 3-point range:	20-8				
When Iowa shoots less than 50% from 3-point range:	125-103				
When opponent shoots at least 50% from 3-point range:	2-19				
When opponent shoots less than 50% from 3-point range:	145-91				
When Iowa has a higher 3-point FG% than opponent:	105-37				
When opponent has a higher 3-point FG%:	36-75				
When 3-point FG% is equal:	0-1				
When Iowa has more assists than opponent:	112-28				
When opponent has more assists:	29-71				
When assists are equal:	5-10				
When Iowa has fewer turnovers than opponent:	98-38				
When opponent has fewer turnovers:	40-61				
When turnovers are equal:	9-10				
When Iowa has more steals than opponent:	89-37				
When opponent has more steals:	43-62				
When steals are equal:	14-10				





# IOWA SUPERLATIVES UNDER McCAFFERY

## TEAM

### Most Points Scored

1. 116 -- Savannah State (11/13/16)
2. 111 -- SIU Edwardsville (11/26/10)
3. 109 -- Md. Eastern Shore (11/14/13)
4. 105 -- Central Arkansas (12/19/11)
5. 103 -- Coppin State (11/15/15)
- 103 -- Abilene Christian (11/17/13)

### Fewest Points Allowed

1. 36 -- Howard (11/15/12)
2. 39 -- UNC Wilmington (11/8/13)
- 39 -- Northern Iowa (12/7/10)
4. 40 -- Louisiana Monroe (11/16/10)
5. 41 -- Abilene Christian (11/17/13)

### Field Goals Made

1. 42 -- Savannah State (11/13/16)
- 42 -- Central Arkansas (12/19/11)
3. 40 -- Coppin State (11/15/15)
4. 38 -- Abilene Christian (11/17/13)
5. **37 -- Drake (12/16/17)**
- 37 -- SIU Edwardsville (11/26/10)
- 37 -- Oregon (3/18/12)

### Field Goals Attempted

1. 87 -- Savannah State (11/13/16)
2. 77 -- Nebraska (1/5/17)
- 79 -- Oregon (3/18/12)
4. 76 -- Central Arkansas (12/19/11)
- 76 -- South Dakota (12/4/12)

### Field Goal Percentage (20 Made)

1. .643 -- Maryland (2/8/15)
2. .630 -- Indiana (1/29/12)
3. .627 -- Michigan (2/5/15)
4. .623 -- Abilene Christian (11/17/13)
5. .617 -- Arkansas-Pine Bluff (12/22/13)

### 3-Point Field Goals Made

1. 18 -- Savannah State (11/13/16) \*
2. 16 -- Maryland (2/25/17)
- 16 -- TCU (3/19/17)
4. 14 -- Omaha (12/3/16)
5. **13 -- Southern (12/10/17)**
- 13 -- Northern Illinois (11/17/11)

### 3-Point Field Goals Attempted

1. 43 -- Savannah State (11/13/16) \*
2. **36 -- Iowa State (12/7/17)**
3. 35 -- Notre Dame (11/29/16)
4. 34 -- Omaha (12/3/16)
5. **32 -- Southern (12/10/17)**

### 3-Point FG Percentage (10 Made)

1. .619 (13-21) Northern Illinois (11/17/11)
2. .615 (16-26) Maryland (2/25/17)
3. .611 (11-18) Rutgers (1/31/17)
4. .588 (10-17) Arkansas-Pine Bluff (12/22/13)
- .588 (10-17) Michigan (2/1/14)

### Free Throws Made

1. 39 -- Indiana (2/21/17)
2. 38 -- Omaha (11/10/13)
3. 32 -- Md. Eastern Shore (11/14/13)
4. 31 -- Penn State (2/15/14)
- 31 -- Wichita State (11/21/12)
- 31 -- Penn State (1/31/13)
- 31 -- Nebraska (1/5/15)

### Free Throws Attempted

1. 49 -- Omaha (11/10/13)
2. 47 -- Indiana (2/21/17)
3. 43 -- UM Eastern Shore (11/14/13)
- 43 -- Michigan State (1/28/14)
5. 40 -- Penn (11/22/13)
- 40 -- Penn State (2/15/14)

### Free Throw Percentage (10 Made)

1. 1.000 (15-15) Virginia (3/27/13)
2. 1.000 (13-13) Purdue (12/28/16)
3. .929 (26-28) North Florida (12/22/14)
4. .926 (25-27) Penn State (2/28/15)
5. .923 (12-13) Iowa State (12/12/14)
6. .917 (11-12) Michigan St (3/15/13)

### Most Rebounds

1. 57 -- Md. Eastern Shore (11/14/13)
2. 56 -- UNC Wilmington (11/8/13)
- 56 -- Brown (12/3/11)
- 56 -- SC State (12/19/12)
5. 54 -- Fairleigh Dickinson (12/9/13)
- 54 -- Coppin State (12/22/12)

### Most Assists

1. **34 -- Northern Illinois (12/29/17)**
2. 33 -- Savannah State (11/13/16)
3. 32 -- Central Arkansas (12/19/11)
4. 31 -- Coppin State (11/15/15)
5. 26 -- Northern Illinois (11/17/11)
- 26 -- TCU (3/19/17)
7. **25 -- Southern Utah (12/19/17)**
- 25 -- Alabama State (11/12/17)**
- 25 -- Abilene Christian (11/17/13)

### Most Steals

1. 19 -- SIU Edwardsville (11/26/10)
2. 16 -- UMBC (12/6/14)
3. 15 -- Rutgers (1/31/17)
4. 14 -- Maryland (1/19/17)
- 14 -- Marquette (11/19/15)
- 14 -- Penn (11/22/13)
- 14 -- Idaho St (12/4/10)
- 14 -- Chicago St (11/11/11)
9. 13 -- Rutgers (2/19/15)
- 13 -- IPFW (11/26/11)
- 13 -- UT-Pan American (11/9/12)

### Most Blocked Shots

1. 14 -- Drake (12/19/15) \*
2. 13 -- Illinois (3/5/13)
3. 12 -- UNC Wilmington (11/8/13)
- 12 -- Northern Illinois (11/26/14)
5. 11 -- Michigan State (12/29/15)
6. 10 -- Penn State (2/15/14)
- 10 -- UT-Pan American (11/9/12)

### Fewest Turnovers

1. 3 -- Temple (3/18/16)
- 3 -- Drake (12/19/15)
3. 4 -- Michigan (1/17/16)
- 4 -- Northwestern (2/15/15)
5. 5 -- Stetson (12/5/16)
- 5 -- Davidson (3/20/15)
- 5 -- Abilene Christian (11/17/13)
- 5 -- Drake (12/7/13)
- 5 -- UTEP (11/29/13)
- 5 -- Purdue (3/2/14)
- 5 -- Boise St (12/22/11)

\* -- denotes school record

## INDIVIDUAL

### Most Points:

1. 42 -- Peter Jok vs. Memphis (11/26/16)
2. 35 -- Peter Jok vs. Indiana (2/21/17)
3. 34 -- Peter Jok vs. Nebraska (1/5/17)
4. 33 -- Peter Jok vs. Omaha (12/3/16)
- 33 -- Matt Gatens vs. Wisconsin (2/23/12)
6. 32 -- Jarrod Uthoff vs. Iowa State (12/10/15)
7. 31 -- Devyn Marble vs. Oregon (3/18/12)

### Field Goals Made

1. 12 -- Jarrod Uthoff vs. Iowa State (12/10/15)
- 12 -- Matt Gatens vs. Wisconsin (2/23/12)
- 12 -- Peter Jok vs. Nebraska (1/5/17)
4. 11 -- Jarrod Uthoff vs. Michigan (3/5/16)
- 11 -- Aaron White vs. Davidson (3/20/15)
- 11 -- Aaron White vs. Iowa State (12/13/13)
- 11 -- Peter Jok vs. Memphis (11/26/16)
- 11 -- Peter Jok vs. Seton Hall (11/17/16)
- 11 -- Peter Jok vs. Kennesaw St. (11/11/16)
- 11 -- Peter Jok vs. Purdue (1/12/17)

### Field Goals Attempted

1. 24 -- Devyn Marble vs. Wisconsin (1/5/14)
- 24 -- Peter Jok vs. Nebraska (1/5/17)
3. 23 -- Devyn Marble vs. Xavier (11/28/13)
- 23 -- Devyn Marble vs. Villanova (11/30/13)
5. 21 -- Jarrod Uthoff vs. Temple (3/18/16)
- 21 -- Matt Gatens vs. Minnesota (1/16/11)
- 21 -- Peter Jok vs. Seton Hall (11/17/16)
- 21 -- Peter Jok vs. Omaha (12/3/16)

### 3-Point FG Made

1. 8 -- Peter Jok vs. Memphis (11/26/16)
- 8 -- Jordan Bohannon vs. Maryland (2/25/17)
3. 7 -- Jordan Bohannon vs. Notre Dame (11/29/16)
- 7 -- Jordan Bohannon vs. TCU (3/19/17)
- 7 -- Devyn Marble vs. Oregon (3/18/12)
- 7 -- Matt Gatens vs. Wisconsin (2/23/12)
- 7 -- Matt Gatens vs. Indiana (2/19/12)

### 3-Point Field Goals Attempted

1. 15 -- Jordan Bohannon at Notre Dame (12/3/16)
2. 12 -- Jordan Bohannon vs. Omaha (12/3/16)
3. 11 -- Jordan Bohannon vs. Indiana (3/9/17)
- 11 -- Peter Jok at Notre Dame (11/29/16)
- 11 -- Peter Jok vs. Memphis (11/26/16)
- 11 -- Peter Jok vs. Nebraska (1/5/17)
- 11 -- Peter Jok vs. Penn State (2/17/16)
- 11 -- Jarrod Uthoff vs. N'western (2/15/15)
- 11 -- Josh Oglesby at Wisconsin (2/6/13)

### Free Throws Made

1. 22 -- Peter Jok vs. Indiana (2/21/17) \*
2. 14 -- Roy Devyn Marble vs. UNI (12/15/12)
- 14 -- Aaron White vs. Texas (11/20/14)
4. **13 -- Tyler Cook vs. UAB (11/22/17)**
- 13 -- Aaron White vs. Wisconsin (1/19/13)
6. 12 -- Peter Jok vs. Omaha (12/3/16)
- 12 -- Peter Jok vs. Memphis (11/26/16)
- 12 -- Devyn Marble vs. Indiana (12/31/12)
- 12 -- Aaron White vs. Nebraska (1/5/15)
- 12 -- Gabriel Olaseni vs. Nebraska (1/5/15)

### Most Rebounds:

1. 18 -- Adam Woodbury vs. Wisconsin (2/24/16)
2. 17 -- Aaron White vs. Iowa State (12/13/13)
3. 16 -- Gabriel Olaseni at Purdue (1/24/15)
4. 15 -- Jarrod Uthoff vs. Minnesota (2/14/16)
- 15 -- Adam Woodbury vs. Indiana (2/11/16)
- 15 -- Adam Woodbury vs. Penn State (2/3/16)
- 15 -- Aaron White vs. Omaha (11/10/13)
- 15 -- Jarryd Cole vs. UNI (12/7/10)

### Most Assists

1. 13 -- Jordan Bohannon vs. TCU (3/19/17)
2. 12 -- Mike Gesell vs. Minnesota (2/14/16)
- 12 -- Mike Gesell vs. Coppin State (11/15/15)
4. 11 -- Jordan Bohannon vs. South Dakota (3/15/17)
- 11 -- Mike Gesell vs. Michigan (3/5/16)
- 11 -- Devyn Marble vs. Wisconsin (2/22/14)
- 11 -- Bryce Cartwright vs. Dayton (3/13/12)
8. **10 -- Jordan Bohannon vs. Ohio State (1/4/18)**
- 10 -- Jordan Bohannon vs. Indiana (3/9/17)
- 10 -- Mike Gesell vs. Nebraska (1/5/16)
- 10 -- Mike Gesell vs. Tenn. Tech (12/22/15)
- 10 -- Bryce Cartwright at Oregon (3/18/12)
- 10 -- Bryce Cartwright vs. Mich St (2/2/11)

### Most Steals

1. 7 -- Eric May vs. SIUE (11/26/10)
2. 6 -- Roy Devyn Marble vs. Penn (11/22/13)
- 6 -- Eric May at Wake Forest (11/30/10)
4. **5 -- Nicholas Baer vs. Drake (12/16/17)**
- 5 -- Isaiah Moss vs. Indiana (3/9/17)
- 5 -- Jarryd Cole at Mich St (3/2/11)
- 5 -- Matt Gatens vs. Idaho St (12/4/10)
- 5 -- Aaron White vs. North Florida (12/22/14)
- 5 -- Mike Gesell at Penn State (2/28/15)

### Most Blocks

1. 7 -- Melsahn Basabe vs. Iowa St (12/10/10)
- 7 -- Gabriel Olaseni vs. Illinois (3/5/13)
3. 6 -- Nicholas Baer at Nebraska (1/5/17)
- 6 -- Jarrod Uthoff vs. Minnesota (2/14/16)
- 6 -- Jarrod Uthoff vs. Michigan State (12/29/15)
- 6 -- Nicholas Baer vs. Drake (12/19/15)
- 6 -- Melsahn Basabe vs. Ohio St (1/4/11)



## Game 1 - Iowa 95, Chicago State 62

### Official Basketball Box Score -- Game Totals -- Final Statistics Chicago State vs Iowa

11/10/17 8:05 p.m. at Carver-Hawkeye Arena - Iowa City, IA

#### Chicago State 62 • 0-1

#	Player		Total		3-Ptr		Rebounds			PF	TP	A	TO	Blk	Stl	Min
			FG	FGA	FG	FGA	FT	FTA	Off							
10	Harris, Anthony	f	3-4	1-2	0-1		1	2	3	4	7	1	3	0	1	24
23	Szpir, Patrick	c	2-6	0-1	2-2		3	3	6	4	6	1	4	0	0	19
00	Burns, Glen	g	0-1	0-1	2-2		1	0	1	4	2	2	2	0	1	19
14	Sims, Jr., Fred	g	6-16	2-8	1-2		0	2	2	2	15	0	0	0	0	29
35	Shaw, Rob	g	5-11	0-3	0-0		0	1	1	2	10	6	3	0	4	39
02	Pruitt, Jelani		1-4	0-0	2-2		2	1	3	2	4	0	1	0	0	11
03	Simmons, Deionte		1-2	0-0	2-3		1	1	2	4	4	0	0	0	0	5
11	Townsen, Jr., Nathan		1-1	1-1	0-2		0	0	0	1	3	0	0	0	0	3
15	Henton, Simeon		0-1	0-0	1-2		0	0	0	0	1	0	0	0	1	6
21	Bowles, Cameron		1-4	0-1	0-2		2	1	3	3	2	0	2	1	1	12
30	Bell, Travon		0-5	0-4	0-0		0	3	3	1	0	0	0	0	0	11
32	Byrd, Montana		0-1	0-1	0-0		0	0	0	1	0	0	1	0	0	5
37	Joyce, John		2-4	2-4	0-0		1	0	1	2	6	0	1	0	1	14
42	Stephens-Holmes, Jale		1-1	0-0	0-0		1	2	3	3	2	0	2	1	0	12
	Team						3	2	5							
Totals			23-61	6-26	10-18		15	18	33	33	62	10	20	2	9	200
FG % 1st Half: 11-37			29.7%	2nd half: 12-24		50.0%	Game: 23-61		37.7%	Deadball						
3FG % 1st Half: 0-14			0.0%	2nd half: 6-12		50.0%	Game: 6-26		23.1%	Rebounds						
FT % 1st Half: 5-7			71.4%	2nd half: 5-11		45.5%	Game: 10-18		55.6%	3						

#### Iowa 95 • 1-0

#	Player		Total		3-Ptr		Rebounds			PF	TP	A	TO	Blk	Stl	Min
			FG-FGA	FG-FGA	FT-FTA	Off	Def	Total								
00	Wagner, Ahmad	f	0-2	0-0	2-4	2	4	6	2	2	4	1	0	0	19	
05	Cook, Tyler	r	4-4	0-0	4-7	2	4	6	1	12	3	0	0	1	21	
55	Garza, Luka	c	6-6	0-0	4-8	1	4	5	1	16	1	1	3	0	18	
03	Bohannon, Jordan	g	4-10	4-7	0-0	0	1	1	1	12	6	0	0	0	21	
04	Moss, Isaiah	g	5-7	4-6	0-0	0	1	1	2	14	1	1	0	1	13	
01	Dailey, Maishe		3-5	1-2	3-3	1	1	2	1	10	1	3	0	0	18	
02	Nunge, Jack		2-4	0-1	6-7	1	3	4	1	10	0	2	1	4	19	
11	Rose, Charlie		0-0	0-0	0-0	0	0	0	1	0	0	0	0	0	3	
15	Kriener, Ryan		2-3	0-0	0-1	0	1	1	3	4	2	3	2	0	14	
20	Till, Riley		0-0	0-0	0-0	0	1	1	0	0	0	1	0	1	5	
24	Ellingson, Brady		3-5	3-5	0-0	0	1	1	0	9	4	1	0	0	28	
25	Uhl, Dom		0-1	0-1	1-2	0	3	3	2	1	0	2	1	0	8	
35	Pemsl, Cordell		2-5	0-0	1-3	1	4	5	4	5	1	2	0	0	13	
	Team					2	0	2								
Totals			31-52	12-22	21-35	10	28	38	19	95	23	17	7	8	200	
FG % 1st Half: 19-31			61.3%	2nd half: 12-21		57.1%	Game: 31-52		59.6%	Deadball						
3FG % 1st Half: 7-14			50.0%	2nd half: 5-8		62.5%	Game: 12-22		54.5%	Rebounds						
FT % 1st Half: 7-14			50.0%	2nd half: 14-21		66.7%	Game: 21-35		60.0%	7						

Officials: Glenn Mayborg, Lewis Garrison, Brooks Wells  
Technical fouls: Chicago State-None. Iowa-None.  
Attendance: 12100

Score by periods	1st	2nd	Total
Chicago State	27	35	62
Iowa	52	43	95

	In	Off	2nd	Fast	Bench
Points	Paint	T/O	Chance	Break	
CSU	30	14	8	14	22
IOWA	30	15	17	5	39

Last FG - CSU 2nd-00:14, IOWA 2nd-00:24.  
Largest lead - CSU by 2 1st-19:39, IOWA by 40 2nd-09:36.  
CSU led for 00:45. IOWA led for 38:54. Game was tied for 00:21.

Score tied - 0 times.  
Lead changed - 1 time.

## Game 3 - Iowa 85, Grambling State 74

### Official Basketball Box Score -- Game Totals -- Final Statistics Grambling State vs Iowa

11/16/17 7:00 p.m. at Carver-Hawkeye Arena - Iowa City, IA

#### Grambling State 74 • 0-2

#	Player		Total		3-Ptr		Rebounds					PF	TP	A	To	Blk	Stl	Min.
			FG-FGA	FG-FGA	FT-FTA	Off	Def	Tot										
11	Mpoyo, Axel	f	8-18	1-1	4-4	5	1	6	1	21	2	1	1	2			35	
32	Jackson, DeVante	f	0-2	0-1	0-0	0	1	1	3	0	1	0	0	0			15	
01	Smith, Jr., Ivy	g	3-7	1-1	0-0	1	1	2	4	7	8	1	0	0			30	
04	Gaston, Anthony	g	6-14	4-10	0-0	2	1	3	4	16	4	1	0	1			37	
05	Thomas, Shirmane	g	2-6	1-3	0-0	1	4	5	3	5	2	3	0	1			25	
02	Ribeiro, Nigel		5-9	2-3	0-0	0	0	0	2	12	2	0	0	0			16	
03	Wright, Kareem		0-1	0-1	0-0	0	0	0	0	0	0	0	0	0			2	
10	Wilks, Drake		0-2	0-2	0-0	0	0	0	1	0	0	1	0	0			6	
12	Jackson, Bobby		0-2	0-0	0-0	2	4	6	3	0	0	1	1	1			14	
23	Wol, Diing Diing		0-0	0-0	0-0	0	0	0	0	0	0	1	0	1			4	
24	Jones, Dontae		5-7	1-2	2-2	0	2	2	4	13	0	2	0	0			16	
Team						2	0	2										
Totals			29-68	10-24	6-6	13	14	27	25	74	19	11	2	7			200	
FG % 1st Half: 14-32			43.8%	2nd half: 15-36		41.7%	Game: 29-68		42.6%	Deadball								
3FG % 1st Half: 5-10			50.0%	2nd half: 5-14		35.7%	Game: 10-24		41.7%	Rebounds								
FT % 1st Half: 2-2			100.0	2nd half: 4-4		100.0	Game: 6-6		100.0	0								

#### Iowa 85 • 3-0

#	Player		Total		3-Ptr		Rebounds		PF	TP	A	TO	Blk	Stl	Min
			FG-FGA	FG-FGA	FT-FTA	Off	Def								
00	Wagner, Ahmad	f	0-0	0-0	1-2	0	1	1	0	1	1	2	1	1	12
05	Cook, Tyler	r	4-6	0-0	7-8	4	3	7	4	15	1	3	1	1	29
55	Garza, Luka	c	6-9	0-1	1-4	2	7	9	3	13	2	2	3	2	28
03	Bohannon, Jordan	g	1-7	1-4	9-10	1	1	2	2	12	7	1	0	2	28
04	Moss, Isaiah	g	4-9	3-6	4-4	0	2	2	3	15	1	0	0	2	30
01	Dailey, Maishe		1-2	1-2	0-0	0	0	0	0	3	1	0	0	0	7
02	Nunge, Jack		6-8	3-5	2-4	1	6	7	0	17	2	0	1	0	27
15	Kriener, Ryan		2-2	0-0	0-0	1	0	1	1	4	1	1	0	0	11
24	Ellingson, Brady		1-3	0-2	0-0	0	2	2	0	2	3	1	0	0	15
35	Pemsl, Cordell		0-0	0-0	3-4	1	1	2	1	3	1	3	0	0	13
	Team					0	3	3							
Totals			25-46	8-20	27-36	10	26	36	14	85	20	13	6	8	200
FG % 1st Half: 12-22			54.5%	2nd half: 13-24			54.2%	Game: 25-46			54.3%	Deadball			
3FG % 1st Half: 6-14			42.9%	2nd half: 2-6			33.3%	Game: 8-20			40.0%	Rebounds			
FT % 1st Half: 13-18			72.2%	2nd half: 14-18			77.8%	Game: 27-36			75.0%	6			

Officials: Keith Kimble, Edwin Young, John Floyd  
Technical fouls: Grambling State-None. Iowa-None.  
Attendance: 10540

Score by periods	1st	2nd	Total
Grambling State	35	39	74
Iowa	43	42	85

	In	Off	2nd	Fast	Bench
Points	Paint	T/O	Chance	Break	
GRAMMB	30	21	12	6	25
IOWA	30	12	13	2	29

Last FG - GRAMMBB 2nd-00:31, IOWA 2nd-02:49.  
Largest lead - GRAMMBB by 3 2nd-10:58, IOWA by 13 2nd-02:49.  
GRAMMB led for 01:14. IOWA led for 32:41. Game was tied for 06:05.

Score tied - 7 times.  
Lead changed - 4 times.

## Game 2 - Iowa 92, Alabama State 58

### Official Basketball Box Score -- Game Totals -- Final Statistics Alabama State vs Iowa

11/12/17 3:00 p.m. at Carver-Hawkeye Arena - Iowa City, IA

#### Alabama State 58 • 0-2

#	Player		Total	3-Ptr	Rebounds			PF	TP	A	TO	Blk	Stl	Min	
			FG-FGA	FG-FGA	FT-FTA	Off	Def	Tot							
14	Jones, Ed	f	2-8	0-1	1-1	1	1	2	5	5	0	0	1	0	23
24	Johnsen, Brandon	f	6-8	0-0	1-4	0	7	7	3	13	0	1	4	2	34
03	Davis, Gene	g	3-6	2-2	0-1	1	1	2	1	8	2	4	0	0	21
05	Ewuoso, Tobi	g	6-14	0-0	1-2	4	6	10	4	13	4	1	0	2	32
12	Gee, Reginald	g	5-12	2-4	3-3	3	5	8	0	15	0	1	0	0	26
02	Johnson, Michah		1-1	0-0	0-0	0	1	1	1	2	2	3	0	0	7
10	Ross, Jacoby		0-3	0-3	0-0	0	0	0	0	0	1	1	0	0	12
11	Rogers, Austin		0-2	0-1	0-0	0	0	0	2	0	0	1	0	0	12
13	Deneus, Fredens		0-0	0-0	0-0	0	0	0	0	0	0	0	0	0	2
15	Pichardo, Fausto		0-1	0-0	0-0	0	0	0	4	0	0	1	0	0	5
21	Wright, Marice		1-4	0-1	0-0	4	2	6	1	2	1	0	1	1	15
30	LeFlore, Terrance		0-4	0-2	0-0	1	0	1	1	0	0	2	0	0	7
52	Rogers, Steve		0-1	0-0	0-0	0	0	0	0	0	0	1	0	0	4
	Team					1	0	1			1				
	Totals		24-64	4-14	6-11	15	23	38	22	58	10	17	6	5	200
	FG % 1st Half:	10-34	29.4%	2nd half:	14-30	46.7%	Game:	24-64	37.5%						Deadball
3FG	% 1st Half:	1-8	12.5%	2nd half:	3-6	50.0%	Game:	4-14	28.6%						Rebounds
FT	% 1st Half:	1-4	25.0%	2nd half:	5-7	71.4%	Game:	6-11	54.5%						0

## Game 5 - South Dakota State 80, Iowa 72

### Official Basketball Box Score -- Game Totals -- Final Statistics

Iowa vs South Dakota State  
11/21/17 Noon at Cayman Island Classic

#### Iowa 72 • 3-2

#	Player	Total		3-Ptr		Rebounds			PF	TP	A	TO	Blk	Stl	Min
		FG-FGA	FG-FGA	FT-FTA	FT-FTA	Off	Def	Tot							
00	Wagner, Ahmad	f	5-6	1-1	0-0	2	1	3	3	11	1	1	0	1	17
05	Cook, Tyler	f	4-10	0-0	3-4	1	5	6	5	11	1	1	2	0	28
55	Garza, Luka	f	2-7	0-2	0-3	2	8	10	1	4	1	0	1	0	28
03	Bohannon, Jordan	g	2-5	2-5	1-2	1	1	2	3	7	7	1	0	0	32
04	Moss, Isaiah	g	8-16	2-7	0-0	0	2	2	1	18	3	4	0	2	32
01	Dailey, Maishe	g	0-2	0-2	0-0	0	0	0	0	0	0	0	0	0	5
02	Nunge, Jack	g	5-5	2-2	2-4	1	1	2	2	14	1	2	0	1	25
15	Kriener, Ryan	g	2-2	1-1	0-0	0	1	1	1	5	0	3	0	0	10
20	Till, Riley	g	0-0	0-0	0-0	0	0	0	0	0	0	0	0	0	0+
24	Ellingson, Brady	g	0-1	0-1	0-0	0	1	1	0	0	0	2	0	0	9
25	Uhl, Dom	g	0-0	0-0	0-0	0	0	0	0	0	0	0	0	0	2
35	Pemsl, Cordell	g	0-1	0-0	2-2	0	3	3	1	2	2	1	0	0	12
Team						2	3	5							
Totals			28-55	8-21	8-15	9	26	35	17	72	16	15	3	4	200
FG % 1st Half: 14-33		42.4%	2nd half: 14-22		63.6%	Game: 28-55		50.9%	Deadball						
3FG % 1st Half: 3-11		27.3%	2nd half: 5-10		50.0%	Game: 8-21		38.1%	Rebounds						
FT % 1st Half: 2-2		100.0	2nd half: 6-13		46.2%	Game: 8-15		53.3%	3						

#### South Dakota State 80 • 4-2

#	Player	Total			3-Ptr		Rebounds			PF	TP	A	TO	Blk	Stl	Min
		FG-FGA	FG-FGA	FT-FTA	Off	Def	Tot									
23	Reed Tellinghuisen	f	4-12	2-4	5-5	0	3	3	3	15	2	0	0	0	0	36
24	Mike Daum	f	4-11	1-3	1-2	1	2	3	2	10	4	4	0	1	31	
45	Ian Theisen	f	2-2	1-1	0-0	2	7	9	4	5	0	0	0	2	20	
02	Tevin King	g	7-13	1-3	1-2	2	5	7	0	16	3	0	0	5	33	
03	Chris Howell	g	0-4	0-0	0-0	0	0	0	0	0	1	1	0	0	11	
00	Brandon Key		1-2	0-0	0-0	0	2	2	1	2	0	2	0	1	7	
01	Skyler Flatten		0-1	0-0	0-0	0	0	0	0	0	0	0	0	0	6	
05	David Jenkins Jr.		7-12	3-7	6-7	1	2	3	2	23	0	1	0	0	28	
25	Lane Severyn		2-4	2-2	3-3	2	1	3	3	9	0	1	1	0	28	
Team						2	0	2								
Totals			27-61	10-20	16-19	10	22	32	15	80	10	11	1	9	200	
FG % 1st Half: 12-30 40.0% 2nd half: 15-31 48.4% Game: 27-61 44.3%																Deadball Rebounds 1
3FG % 1st Half: 4-9 44.4% 2nd half: 6-11 54.5% Game: 10-20 50.0%																
FT % 1st Half: 8-8 100.0 2nd half: 8-11 72.7% Game: 16-19 84.2%																
Officials: Ron Groover, Steve Olsen, Rob Kuenen																
Technical fouls: Iowa-None. South Dakota State-None.																
Attendance: 1275																

Score by periods	1st	2nd	Total
Iowa	33	39	72
South Dakota State	36	44	80

Last FG - Iowa 2nd-00:13, SDSU 2nd-02:08.  
Largest lead - Iowa by 6 1st-18:16, SDSU by 9 2nd-00:42.  
Iowa led for 09:22. SDSU led for 26:25. Game was tied for 04:13.

Points	In	Off	2nd	Fast	Bench
IOWA	28	15	6	7	21
SDSU	26	25	11	7	34

Score tied - 10 times.  
Lead changed - 9 times.

## Game 7 - Virginia Tech 79, Iowa 55

### Official Basketball Box Score -- Game Totals -- Final Statistics

Iowa vs Virginia Tech  
11/28/17 9:00 PM at Cassell Coliseum, Blacksburg, Va.

#### Iowa 55 • 4-3

#	Player	Total		3-Ptr		Rebounds			PF	TP	A	TO	Blk	Stl	Min
		FG-FGA	FG-FGA	FT-FTA	FT-FTA	Off	Def	Tot							
00	Wagner, Ahmad	*	1-3	0-0	0-0	1	1	2	1	2	0	1	0	0	12
03	Bohannon, Jordan	*	4-12	4-8	0-0	0	2	2	1	12	3	2	0	0	36
04	Moss, Isaiah	*	1-6	0-2	0-0	0	2	2	2	2	1	4	0	0	22
05	Cook, Tyler	*	6-10	0-0	4-6	1	8	9	3	16	1	2	2	0	29
55	Garza, Luka	*	2-6	0-0	0-2	2	2	4	2	4	0	0	1	0	14
01	Dailey, Maishe	g	2-5	0-2	0-0	0	0	0	1	4	0	2	0	0	12
02	Nunge, Jack	g	2-4	0-1	0-0	2	4	6	1	4	0	1	0	1	20
15	Kriener, Ryan	g	0-1	0-0	0-0	0	0	0	3	0	0	0	0	2	5
24	Ellingson, Brady	g	0-2	0-2	0-0	0	0	0	2	0	0	0	1	1	7
35	Pemsl, Cordell	g	2-8	0-0	2-2	7	7	14	1	6	6	0	1	0	21
51	Baer, Nicholas	g	2-9	1-5	0-0	1	3	4	2	5	0	2	0	1	22
Team						1	0	1							
Totals			22-66	7-20	6-10	15	29	44	20	55	11	14	5	5	200
FG % 1st Half: 15-29		51.7%	2nd half: 7-17		18.9%	Game: 22-66		33.3%	Deadball						
3FG % 1st Half: 4-8		50.0%	2nd half: 1-12		8.3%	Game: 5-20		25.0%	Rebounds						
FT % 1st Half: 4-4		100.0	2nd half: 2-6		33.3%	Game: 6-10		60.0%	1,1						

#### Virginia Tech 79 • 6-1

#	Player		Total		3-Ptr		Rebounds			PF	TP	A	TO	Blk	Stl	Min
			FG-FGA	FG-FGA	FT-FTA	Off	Def	Tot								
04	N. Alexander-Walker	*	1-4	1-2	2-2	0	4	4	2	5	1	2	2	0	22	
05	Justin Robinson	*	2-8	0-1	0-0	2	5	7	2	4	6	3	0	2	30	
10	Justin Bibbs	*	4-13	2-7	4-4	0	3	3	1	14	2	1	0	0	28	
13	Ahmed Hill	*	6-13	3-9	3-5	1	6	7	2	18	2	0	0	1	30	
24	Kerry Blackshear Jr.	*	2-3	0-1	3-4	3	7	10	3	7	0	1	1	0	17	
01	Tyrie Jackson	g	0-0	0-0	0-0	0	2	2	0	0	1	0	0	0	5	
06	Wabissa Bede	g	0-0	0-0	0-0	0	1	1	0	0	0	0	0	0	2	
11	Devin Wilson	g	1-1	0-0	1-2	0	0	0	1	3	1	1	0	1	18	
14	P.J. Horne	g	6-7	0-0	4-6	2	0	2	2	16	0	0	0	0	21	
15	Chris Clarke	g	3-8	1-3	5-5	1	2	3	0	12	2	1	1	2	25	
21	Nick Fullard	g	0-0	0-0	0-0	0	0	0	0	0	0	0	0	0	1	
22	Justin Ammerman	g	0-1	0-0	0-0	0	0	0	0	0	0	0	0	0	1	
Team						0	1	1								
Totals			25-58	7-23	22-28	9	31	40	13	79	15	10	4	6	200	
FG % 1st Half: 11-27			40.7%	2nd half: 14-31		45.2%	Game: 25-58		43.1%	Deadball						
3FG % 1st Half: 5-12			41.7%	2nd half: 2-11		18.2%	Game: 7-23		30.4%	Rebounds						
FT % 1st Half: 11-15			73.3%	2nd half: 11-13		84.6%	Game: 22-28		78.6%	0,1						

Score by periods	1st	2nd	Total
Iowa	38	17	55
Virginia Tech	38	41	79

Last FG - Iowa 2nd-02:35, VT 2nd-02:08.  
Largest lead - Iowa by 5 1st-15:52, VT by 27 2nd-04:35.  
Iowa led for 11:34. VT led for 24:40. Game was tied for 03:46.

Score tied - 6 times.  
Lead changed - 7 times.

## Game 6 - Iowa 95, UAB 85

### Official Basketball Box Score -- Game Totals -- Final Statistics

Iowa vs UAB  
11/22/17 Noon at Cayman Island Classic

#### Iowa 95 • 4-2

#	Player	Total		3-Ptr		Rebounds			PF	TP	A
---	--------	-------	--	-------	--	----------	--	--	----	----	---



## Game 9 - Indiana 77, Iowa 64

### Official Basketball Box Score -- Game Totals -- Final Statistics

#### Iowa vs Indiana

12/04/17 8:00 p.m. at Simon Skjodt Assembly Hall

#### Iowa 64 • 4-5, 0-2

#	Player	Total		3-Ptr		Rebounds			PF	TP	A	TO	Blk	Stl	Min
		FG-FGA	FG-FGA	FT-FTA	FT-FTA	Off	Def	Tot							
02	Nunge, Jack	f	4-8	2-4	2-2	1	5	6	3	12	1	0	1	1	26
05	Cook, Tyler	f	4-8	1-1	0-0	4	1	5	3	9	0	3	0	1	14
55	Garza, Luka	f	3-4	0-0	0-2	1	2	3	2	6	1	1	0	0	15
03	Bohannon, Jordan	g	2-8	2-6	1-2	0	4	4	1	7	4	5	0	0	29
04	Moss, Isaiah	g	1-5	0-1	0-0	0	4	4	0	2	1	2	0	0	17
00	Wagner, Ahmad	g	2-8	0-1	0-0	4	0	4	4	4	0	1	0	1	20
01	Dailey, Maishe	g	1-7	1-4	0-0	0	5	5	0	3	4	0	0	0	21
24	Ellingson, Brady	g	6-9	3-4	1-2	0	1	1	1	16	4	0	1	1	24
25	Uhl, Dom	g	0-1	0-0	0-0	0	0	0	0	0	0	1	0	0	2
35	Pemsl, Cordell	g	1-4	0-0	0-1	0	2	2	2	2	1	2	1	1	18
51	Baer, Nicholas	g	1-3	1-3	0-0	0	3	3	4	3	1	3	3	1	14
Team						4	1	5							
Totals			25-65	10-24	4-9	14	28	42	20	64	17	18	6	6	200

FG % 1st Half: 9-31 29.0% 2nd half: 16-34 47.1% Game: 25-65 38.5%  
 3FG % 1st Half: 6-14 42.9% 2nd half: 4-10 40.0% Game: 10-24 41.7%  
 FT % 1st Half: 2-5 40.0% 2nd half: 2-4 50.0% Game: 4-9 44.4%

#### Indiana 77 • 5-4, 1-1

#	Player	Total		3-Ptr		Rebounds			PF	TP	A	TO	Blk	Stl	Min
		FG-FGA	FG-FGA	FT-FTA	FT-FTA	Off	Def	Tot							
13	Morgan, Juwan	f	6-9	0-1	3-4	4	6	10	3	15	0	1	1	2	29
20	Davis, DeRon	f	5-11	0-0	3-9	4	2	6	0	13	1	2	4	2	18
01	Aljami Durham	g	3-7	1-3	0-0	1	1	2	3	7	0	1	0	1	22
02	Newkirk, Josh	g	2-5	1-1	1-2	2	5	7	0	6	1	1	0	2	28
04	Johnson, Robert	g	2-9	1-6	4-4	0	7	7	1	9	3	2	0	1	32
03	Smith, Justin	g	0-4	0-0	0-0	1	1	2	0	0	1	1	1	0	7
10	Jager, Johnny	g	0-0	0-0	0-0	0	0	0	0	0	0	0	0	0	1
11	Green, Devonte	g	4-8	2-4	2-2	1	1	2	2	12	4	2	0	1	25
15	McRoberts, Zach	g	1-2	0-0	0-0	1	1	2	2	2	1	0	0	1	12
21	McSwain Jr., Freddie	g	0-1	0-0	0-0	0	2	2	2	0	1	0	0	0	4
22	Moore, Clifton	g	0-1	0-0	0-0	0	0	0	1	0	0	0	0	0	2
30	Hartman, Collin	g	4-9	3-6	2-2	0	5	5	2	13	2	0	0	1	20
35	Priller, Tim	g	0-0	0-0	0-0	0	0	0	0	0	0	0	0	0	0+
Team						2	0	2							
Totals			27-66	8-21	15-23	16	31	47	16	77	14	10	6	11	200

FG % 1st Half: 14-33 42.4% 2nd half: 13-33 39.4% Game: 27-66 40.9%  
 3FG % 1st Half: 5-13 38.5% 2nd half: 3-8 37.5% Game: 8-21 38.1%  
 FT % 1st Half: 8-11 72.7% 2nd half: 7-12 58.3% Game: 15-23 65.2%

Officials: Bo Boroski, Gene Statero, Keith Kimble

Technical fouls: Iowa-None. Indiana-None.

Attendance: 17222

Score by periods	1st	2nd	Total
Iowa	26	38	64
Indiana	41	36	77

Points	In	Off	2nd	Fast	Bench
IOWA	26	10	12	7	28
INDIANA	36	22	12	15	27

Last FG - IOWA 2nd-00:19, IND 2nd-03:06.  
 Largest lead - IOWA by 3 1st-19:41, IND by 22 2nd-03:06.  
 IOWA led for 04:06. IND led for 34:52. Game was tied for 01:02.

Score tied - 3 times.  
 Lead changed - 9 times.

## Game 11 - Iowa 91, Southern 60

### Official Basketball Box Score -- Game Totals -- Final Statistics

#### Southern vs Iowa

12/10/17 4 p.m. at Carver-Hawkeye Arena - Iowa City, IA

#### Southern 60 • 2-8, 0-0

#	Player	Total		3-Ptr		Rebounds			PF	TP	A	TO	Blk	Stl	Min
		FG-FGA	FG-FGA	FT-FTA	FT-FTA	Off	Def	Tot							
02	Emanuel Sheperd	f	0-4	0-0	2-2	3	3	6	2	2	1	1	1	0	22
12	Jared Sam	f	3-10	0-0	5-6	2	8	10	2	11	1	1	0	1	36
03	Eddie Reese	g	3-9	1-5	1-2	1	4	5	0	8	1	3	0	1	26
04	Chris Thomas	g	4-10	1-3	1-2	2	1	3	3	10	0	1	0	1	26
10	Jamar Sandifer	g	1-6	0-2	0-0	1	4	5	4	2	0	0	0	0	15
00	Richard Lee	g	1-5	0-3	0-0	0	2	2	2	2	0	0	0	0	8
01	LaQuentin Collins	g	0-3	0-1	2-2	0	1	1	0	2	0	1	0	0	14
14	Aaron Ray	g	4-7	1-2	3-4	0	0	0	4	12	0	0	0	1	21
22	Shaquille Benson	g	3-7	0-0	1-2	5	1	6	1	7	0	0	1	0	15
28	DeRias Johnson	g	2-8	0-5	0-0	1	1	2	1	4	1	1	0	0	10
44	Mubashar Ali	g	0-1	0-0	0-0	0	1	1	3	0	1	1	0	0	7
Team						1	3	4							
Totals			21-70	3-21	15-20	16	29	45	22	60	4	11	2	4	200

FG % 1st Half: 10-33 30.3% 2nd half: 11-37 29.7% Game: 21-70 30.0%  
 3FG % 1st Half: 1-8 12.5% 2nd half: 2-13 15.4% Game: 3-21 14.3%  
 FT % 1st Half: 10-14 71.4% 2nd half: 5-6 83.3% Game: 15-20 75.0%

#### Iowa 91 • 5-6, 0-2

#	Player	Total		3-Ptr		Rebounds			PF	TP	A	TO	Blk	Stl	Min
		FG-FGA	FG-FGA	FT-FTA	FT-FTA	Off	Def	Tot							
02	Nunge, Jack	f	2-5	1-2	6-6	0	2	2	1	11	2	1	4	0	20
05	Cook, Tyler	f	3-5	0-0	2-2	0	4	4	4	8	0	1	2	0	17
51	Baer, Nicholas	f	1-3	1-2	1-3	1	2	3	2	4	2	1	0	1	12
03	Bohannon, Jordan	g	1-6	0-3	2-2	0	3	3	1	4	5	0	0	1	25
04	Moss, Isaiah	g	4-10	4-9	0-0	1	1	2	0	12	2	0	0	1	21
00	Wagner, Ahmad	g	0-0	0-0	1-2	0	3	3	3	1	0	1	0	0	11
01	Dailey, Maishe	g	3-9	3-6	0-0	2	2	4	0	9	2	0	0	0	21
11	Rose, Charlie	g	0-1	0-1	0-0	0	1	1	0	0	0	0	0	0	2
15	Kriener, Ryan	g	3-6	0-1	0-0	0	3	3	0	6	2	1	1	2	12
20	Till, Riley	g	0-2	0-2	0-0	0	0	0	1	0	0	0	0	0	4
24	Ellingson, Brady	g	2-4	0-0	0-0	0	1	1	0	8	1	0	0	0	15
25	Uhl, Dom	g	0-0	0-0	0-0	0	1	1	0	0	0	0	0	0	4
30	McCaffery, Connor	g	1-1	1-1	2-3	0	3	3	0	5	4	1	0	1	17
55	Garza, Luka	g	7-10	1-1	8-10	6	7	13	3	23	2	1	1	0	19
Team						0	3	3							
Totals			28-63	13-32	22-28	10	36	46	15	91	22	7	8	6	200

FG % 1st Half: 12-29 41.4% 2nd half: 16-34 47.1% Game: 28-63 44.4%  
 3FG % 1st Half: 7-15 46.7% 2nd half: 6-17 35.3% Game: 13-32 40.6%  
 FT % 1st Half: 10-13 76.9% 2nd half: 12-15 80.0% Game: 22-28 78.6%

Officials: Mike Eades, Kelly Pfeifer, John Gaffney

Technical fouls: Southern-None. Iowa-Cook, Tyler.

Attendance: 11397

Score by periods	1st	2nd	Total
Southern	31	29	60
Iowa	41	50	91

Points	In	Off	2nd	Fast	Bench
SOUTHE	24	11	13	6	27
IOWA	34	14	17	12	52

Last FG - SOUTHERN 2nd-00:46, IOWA 2nd-02:51.  
 Largest lead - SOUTHERN by 6 1st-08:28, IOWA by 35 2nd-01:46.  
 SOUTHERN led for 05:38. IOWA led for 31:41. Game was tied for 02:41.

Score tied - 4 times.  
 Lead changed - 3 times.

## Game 10 - Iowa State 84, Iowa 78

### Official Basketball Box Score -- Game Totals -- Final Statistics

#### Iowa vs Iowa State

12/07/17 7:01 p.m. at Hilton Coliseum - Ames, Iowa

#### Iowa 78 • 4-6

#	Player		Total		3-Ptr		Rebounds			PF	TP	A	TO	Blk	Stl	Min
			FG	FGA	FG	FGA	FT	FTA	Off							
02	Nunge, Jack	*	7-14	1-5	1-3	4	4	8	4	16	4	0	1	0	23	
03	Bohannon, Jordan	*	7-13	5-10	0-0	0	1	1	3	19	2	4	0	0	31	
04	Moss, Isaiah	*	2-8	0-4	0-0	0	2	2	0	4	1	1	1	0	17	
05	Cook, Tyler	*	1-5	0-2	0-2	4	4	8	2	2	5	3	0	0	25	
24	Ellingson, Brady	*	3-11	1-6	0-1	0	4	4	1	7	5	2	0	2	30	
00	Wagner, Ahmad		1-1	0-0	0-0	0	1	1	0	2	0	1	1	0	5	
01	Dailey, Maishe		2-4	2-3	0-0	0	6	6	1	6	0	1	0	0	18	
15	Kriener, Ryan		1-4	0-1	0-0	2	1	3	1	2	0	0	0	0	6	
35	Pemsl, Cordell		5-6	0-0	0-0	4	4	8	1	10	3	1	0	0	17	
51	Baer, Nicholas		3-7	2-5	0-0	5	2	7	4	8	2	2	0	0	21	
55	Garza, Luka		1-1	0-0	0-2	1	3	4	2	2	1	2	0	0	7	
	Team					0	1	1				1				
Totals			33-74	11-36	1-8	20	33	53	19	78	23	18	3	2	200	



## Game 13 - Iowa 92, Southern Utah 64

**Official Basketball Box Score -- Game Totals -- Final Statistics**  
**Southern Utah vs Iowa**  
**12/19/17 8:05 p.m. at Carver-Hawkeye Arena - Iowa City, IA**

**Southern Utah 64 • 6-5, 0-0**

#	Player	Total		3-Ptr		Rebounds			PF	TP	A	TO	Blk	Stl	Min
		FG-FGA	FG-FGA	FT-FTA	FT-FTA	Off	Def	Tot							
10	Calloway, Jacob	f	3-6	2-4	0-2	1	1	2	2	8	2	3	0	2	18
34	Musoko, Christian	f	2-2	0-0	0-0	0	1	1	4	4	0	1	0	0	15
04	Marin, Dre	f	3-8	0-3	0-0	0	6	6	1	6	3	3	0	1	34
12	Cohee, Jaden	g	5-14	1-4	1-2	1	5	6	0	12	5	2	0	0	34
14	McGee, James	g	2-7	2-7	0-0	0	1	1	3	6	4	1	0	0	31
02	Better, Brandon	g	3-11	2-6	4-4	0	0	0	4	12	1	0	0	0	17
05	Lyons, Jordan	g	0-0	0-0	0-0	0	0	0	0	0	1	0	0	0	9
15	Aytes, Jamal	g	4-9	0-0	0-0	0	3	3	3	8	0	1	0	0	15
22	Madunic, Ivan	g	1-2	1-2	2-4	0	5	5	4	5	1	1	0	3	16
23	Johnson, Matthew	g	0-0	0-0	0-0	0	0	0	1	0	0	0	0	0	2
44	Swallow, Joel	g	1-2	0-0	1-2	1	1	2	0	3	0	0	0	0	9
Team						0	3	3							
Totals			24-61	8-26	8-14	3	26	29	22	64	17	12	0	6	200
FG % 1st Half: 12-33		36.4%	2nd half: 12-28		42.9%	Game: 24-61		39.3%	Deadball						
3FG % 1st Half: 5-16		31.3%	2nd half: 3-10		30.0%	Game: 8-26		30.8%	Rebounds						
FT % 1st Half: 2-6		33.3%	2nd half: 6-8		75.0%	Game: 8-14		57.1%	2						

**Iowa 92 • 7-6, 0-2**

#	Player	Total		3-Ptr		Rebounds			PF	TP	A	TO	Blk	Stl	Min
		FG-FGA	FG-FGA	FT-FTA	FT-FTA	Off	Def	Tot							
02	Nunge, Jack	f	4-5	0-1	1-2	0	4	4	0	9	4	1	1	0	21
05	Cook, Tyler	f	7-12	0-0	2-4	1	6	7	2	16	1	0	1	0	22
51	Baer, Nicholas	f	2-4	0-2	1-1	3	7	10	1	5	2	2	1	2	21
03	Bohannon, Jordan	g	1-7	1-4	0-0	1	4	5	2	3	7	2	0	0	29
04	Moss, Isaiah	g	6-14	3-8	1-1	1	2	3	2	16	1	1	0	2	24
00	Wagner, Ahmad	g	0-0	0-0	0-0	0	0	0	0	0	0	0	0	0	1
01	Dailey, Maishe	g	3-6	2-4	0-0	0	3	3	0	8	2	1	0	1	18
11	Rose, Charlie	g	0-1	0-1	0-0	0	1	1	0	0	1	1	0	0	2
15	Kriener, Ryan	g	2-3	0-0	1-2	1	3	4	0	5	3	1	0	1	10
20	Till, Riley	g	1-1	0-0	0-0	0	0	0	1	2	0	0	0	0	3
24	Ellingson, Brady	g	1-1	0-0	1-1	0	0	0	0	3	0	0	0	0	3
25	Uhl, Dom	g	0-0	0-0	0-0	0	1	1	0	0	1	0	1	0	3
30	McCaffery, Connor	g	0-1	0-1	0-0	0	1	1	0	2	0	0	0	0	15
35	Pemsl, Cordell	g	0-3	0-0	2-2	0	4	4	1	8	0	1	0	1	9
55	Garza, Luka	g	5-9	0-1	7-8	3	2	5	1	17	1	2	2	0	19
Team						0	0	0							
Totals			35-67	6-22	16-21	10	38	48	11	92	25	12	6	7	200
FG % 1st Half: 17-32		53.1%	2nd half: 18-35		51.4%	Game: 35-67		52.2%	Deadball						
3FG % 1st Half: 4-10		40.0%	2nd half: 2-12		16.7%	Game: 6-22		27.3%	Rebounds						
FT % 1st Half: 13-16		81.3%	2nd half: 3-5		60.0%	Game: 16-21		76.2%	1						

Officials: Gene Steratore, Steve McJunkins, Bill Ek  
 Technical fouls: Southern Utah-None. Iowa-None.  
 Attendance: 10220

Score by periods	1st	2nd	Total
Southern Utah	31	33	64
Iowa	51	41	92

Last FG - SUU 2nd-01:47, IOWA 2nd-01:12.  
 Largest lead - SUU by 1 1st-18:04, IOWA by 30 2nd-03:34.  
 SUU led for 00:15. IOWA led for 38:34. Game was tied for 01:11.

Points	In	Off	2nd	Fast	Bench
SUU	Paint	T/O	Chance	Break	
IOWA	24	15	3	4	28
	52	15	13	15	43

Score tied - 0 times.  
 Lead changed - 2 times.

## Game 15 - Iowa 98, Northern Illinois 75

**Official Basketball Box Score -- Game Totals -- Final Statistics**  
**Northern Illinois vs Iowa**  
**12/29/17 7:05 p.m. at Carver-Hawkeye Arena - Iowa City, IA**

**Northern Illinois 75 • 7-6, 0-0**

#	Player	Total		3-Ptr		Rebounds			PF	TP	A	TO	Blk	Stl	Min
		FG-FGA	FG-FGA	FT-FTA	FT-FTA	Off	Def	Tot							
04	James, Lacey	f	0-1	0-0	1-2	2	2	4	1	0	1	0	1	0	12
42	Bradley, Levi	f	1-8	0-2	0-0	3	0	3	2	2	0	1	0	2	23
00	Thorpe, Dante	g	5-10	1-2	0-0	1	3	4	0	11	1	2	0	0	22
02	Daow, Gaiges	g	5-8	2-4	0-0	1	5	6	1	12	2	3	0	2	23
10	German, Eugene	g	8-15	2-5	2-2	0	3	3	0	20	3	3	0	1	23
05	Thomas, Justin	g	6-11	2-4	2-2	0	2	2	1	16	2	0	0	1	29
11	McCarty, Noah	g	0-1	0-0	0-0	1	0	1	4	0	0	0	0	0	11
12	Demogorontas, A.	g	0-3	0-1	1-2	0	2	2	1	1	3	2	0	1	17
22	Henry-Hayes, Rod	g	1-3	1-3	0-0	0	1	1	0	3	0	0	1	0	14
32	Zelis, Andrew	g	1-3	0-0	0-0	1	0	1	0	2	1	0	0	0	4
33	Hamilton, Owen	g	3-6	0-1	1-2	2	4	6	4	7	1	0	0	1	21
55	Danowski, Brandon	g	0-0	0-0	0-0	0	0	0	0	0	0	0	0	0	1
Team						2	0	2							
Totals			30-69	8-22	7-10	13	22	35	17	75	13	12	1	8	200
FG % 1st Half: 13-33		39.4%	2nd half: 17-36		47.2%	Game: 30-69		43.5%	Deadball						
3FG % 1st Half: 3-11		27.3%	2nd half: 5-11		45.5%	Game: 8-22		36.4%	Rebounds						
FT % 1st Half: 3-4		75.0%	2nd half: 4-6		66.7%	Game: 7-10		70.0%	1						

**Iowa 98 • 9-6, 0-2**

#	Player	Total		3-Ptr		Rebounds			PF	TP	A	TO	Blk	Stl	Min
		FG-FGA	FG-FGA	FT-FTA	FT-FTA	Off	Def	Tot							
02	Nunge, Jack	f	3-8	1-4	0-0	1	1	2	0	7	1	1	2	2	21
51	Baer, Nicholas	f	2-3	1-2	0-0	1	1	2	1	5	0	0	0	1	12
05	Cook, Tyler	c	6-7	0-0	5-7	2	1	3	0	17	3	0	0	0	17
03	Bohannon, Jordan	g	2-7	1-5	0-0	0	2	2	0	5	7	0	0	0	21
04	Moss, Isaiah	g	4-7	3-4	0-0	0	1	1	0	11	5	1	0	1	25
00	Wagner, Ahmad	g	0-1	0-1	0-0	1	2	3	2	0	4	0	0	0	11
01	Dailey, Maishe	g	3-3	1-1	1-2	0	0	0	0	8	4	0	0	0	12
11	Rose, Charlie	g	0-0	0-0	0-0	0	0	0	0	0	1	0	0	0	2
15	Kriener, Ryan	g	2-5	0-1	1-2	2	1	3	1	5	2	0	0	0	17
20	Till, Riley	g	0-1	0-1	0-0	0	0	0	0	0	0	0	0	1	2
24	Ellingson, Brady	g	2-4	2-4	0-0	0	2	2	0	6	2	1	0	1	17
25	Uhl, Dom	g	0-0	0-0	0-0	0	0	0	0	0	0	0	0	0	4
35	Pemsl, Cordell	g	4-8	0-0	1-2	0	4	4	2	9	4	1	1	1	23
55	Garza, Luka	g	8-8	3-3	6-8	0	7	7	2	25	1	1	5	0	16
Team						0	6	6							
Totals			36-62	12-26	14-21	7	28	35	8	98	34	8	8	7	200
FG % 1st Half: 20-30		66.7%	2nd half: 16-32		50.0%	Game: 36-62		58.1%	Deadball						
3FG % 1st Half: 7-13		53.8%	2nd half: 5-13		38.5%	Game: 12-26		46.2%	Rebounds						
FT % 1st Half: 9-11		81.8%	2nd half: 5-10		50.0%	Game: 14-21		66.7%	4						

Officials: Paul Szelc, Lamont Simpson, Chris Beaver  
 Technical fouls: Northern Illinois-None. Iowa-None.  
 Attendance: 14665

Score by periods	1st	2nd	Total
Northern Illinois	32	43	75
Iowa	56	42	98

Last FG - NIU 2nd-00:03, IOWA 2nd-00:27.  
 Largest lead - NIU None, IOWA by 32 2nd-11:35.  
 NIU led for 00:00. IOWA led for 39:43. Game was tied for 00:17.

Score tied - 0 times.  
 Lead changed - 0 times.

## Game 14 - Iowa 80, Colorado 73

**Official Basketball Box Score -- Game Totals -- Final Statistics**  
**Colorado vs Iowa**  
**12/22/17 8:10**

## Game 17 - Ohio State 92, Iowa 81

### Official Basketball Box Score -- Game Totals -- Final Statistics

Ohio State vs Iowa

01/04/18 6 p.m. at Carver-Hawkeye Arena - Iowa City, IA

Ohio State 92 • 12-4, 3-0

#	Player	Total		3-Ptr		Rebounds			PF	TP	A	TO	Blk	Stl	Min
		FG-FGA	FG-FGA	FT-FTA	FT-FTA	Off	Def	Tot							
01	Tate, Jae'Sean	f	6-12	1-2	5-7	0	7	7	1	18	0	4	1	1	34
33	Bates-Diop, Keita	f	10-17	2-6	5-6	1	12	13	2	27	1	0	2	1	34
34	Wesson, Kaleb	f	4-6	0-0	2-2	2	1	3	5	10	1	0	0	0	19
03	Jackson, C.J.	g	5-10	1-3	1-2	2	0	2	3	12	4	3	0	1	22
15	Williams, Kam	g	5-8	3-6	0-1	0	3	3	1	13	0	1	1	1	26
00	Potter, Micah		3-7	0-1	0-0	3	2	5	4	6	0	0	0	0	15
02	Jallow, Musa		1-2	0-1	0-0	0	0	0	0	2	3	0	0	1	8
13	Dakich, Andrew		1-2	0-0	0-1	1	1	2	2	2	6	0	0	1	26
24	Wesson, Andre		0-1	0-1	1-2	0	0	0	3	1	1	1	1	0	12
25	Young, Kyle		0-1	0-0	1-2	1	1	2	1	1	0	0	0	0	4
Team						0	1	1							
Totals			35-66	7-20	15-23	10	28	38	22	92	16	9	5	6	200

FG % 1st Half: 18-33 54.5% 2nd half: 17-33 51.5% Game: 35-66 53.0% Deadball Rebounds 4  
3FG % 1st Half: 5-13 38.5% 2nd half: 2-7 28.6% Game: 7-20 35.0%  
FT % 1st Half: 5-6 83.3% 2nd half: 10-17 58.8% Game: 15-23 65.2%

Iowa 81 • 9-8, 0-4

#	Player	Total		3-Ptr		Rebounds			PF	TP	A	TO	Blk	Stl	Min
		FG-FGA	FG-FGA	FT-FTA	FT-FTA	Off	Def	Tot							
05	Cook, Tyler	f	7-15	0-0	7-8	6	3	9	3	21	0	1	1	0	27
51	Baer, Nicholas	f	4-7	2-4	0-0	1	1	2	5	10	1	1	1	1	24
55	Garza, Luka	f	4-7	1-3	6-8	2	4	6	2	15	0	0	1	0	26
03	Bohannon, Jordan	g	6-13	1-5	2-2	0	1	1	4	15	10	1	0	0	30
04	Moss, Isaiah	g	3-10	1-2	0-2	2	2	4	2	7	3	2	1	0	21
00	Wagner, Ahmad		0-0	0-0	0-1	2	1	3	2	0	1	0	0	0	9
01	Dailey, Maishe		4-10	1-2	0-0	0	3	3	0	9	1	0	0	0	23
02	Nunge, Jack		1-3	1-1	0-0	1	1	2	1	3	0	2	0	0	8
15	Kriener, Ryan		0-0	0-0	0-0	1	1	2	0	0	0	1	1	0	8
24	Ellingson, Brady		0-2	0-0	0-0	0	0	0	0	0	0	0	0	0	6
35	Pemsl, Cordell		0-1	0-0	1-2	0	5	5	1	1	1	2	0	0	18
Team						0	3	3			1				
Totals			29-68	7-17	16-23	15	25	40	20	81	17	11	5	1	200

FG % 1st Half: 12-29 41.4% 2nd half: 17-39 43.6% Game: 29-68 42.6% Deadball Rebounds 3  
3FG % 1st Half: 3-7 42.9% 2nd half: 4-10 40.0% Game: 7-17 41.2%  
FT % 1st Half: 5-11 45.5% 2nd half: 11-12 91.7% Game: 16-23 69.6%

Officials: Terry Wymer, Larry Sciroto, Brooks Wells  
Technical fouls: Ohio State-None. Iowa-None.  
Attendance: 10933  
Fouled Out - Ohio State: Wesson (00:43); Iowa: Baer (00:09)

Score by periods	1st	2nd	Total
Ohio State	46	46	92
Iowa	32	49	81

Last FG - OSU 2nd-00:51, IOWA 2nd-00:20.  
Largest lead - OSU by 17 1st-01:20, IOWA by 3 1st-17:58.  
OSU led for 35:08. IOWA led for 01:50. Game was tied for 03:02.

Points	In Paint	Off T/O	2nd Chance	Fast Break	Bench
OSU	42	11	14	8	12
IOWA	26	8	24	2	13

Score tied - 4 times.  
Lead changed - 1 time.

## Game 18 - Maryland 91, Iowa 73

### Official Basketball Box Score -- Game Totals -- Final Statistics

Iowa vs Maryland

01/07/18 8:00 pm at College Park, Md.

Iowa 73 • 9-9 (0-5)

#	Player	Total		3-Ptr		Rebounds			PF	TP	A	TO	Blk	Stl	Min
		FG-FGA	FG-FGA	FT-FTA	FT-FTA	Off	Def	Tot							
05	Cook, Tyler	f	3-7	0-0	1-4	0	1	1	5	7	1	3	0	1	27
51	Baer, Nicholas	f	3-6	1-2	0-0	4	7	11	2	7	4	0	2	0	28
55	Garza, Luka	f	3-3	0-0	0-0	0	1	1	3	6	0	2	1	0	16
03	Bohannon, Jordan	g	5-13	5-10	2-2	0	2	2	3	17	5	6	0	0	36
04	Moss, Isaiah	g	10-16	4-6	1-1	0	1	1	0	25	2	1	0	1	32
00	Wagner, Ahmad		1-2	0-1	0-0	1	1	2	1	2	0	1	0	0	10
01	Dailey, Maishe		2-6	1-2	0-1	1	3	4	0	5	3	0	0	0	22
02	Nunge, Jack		0-0	0-0	0-0	0	1	1	0	0	0	0	0	0	3
15	Kriener, Ryan		1-2	0-0	0-0	0	0	0	3	2	0	1	0	0	5
35	Pemsl, Cordell		0-2	0-0	2-2	0	2	2	1	2	2	3	0	0	21
Team						3	0	3	2						
Totals			28-57	11-21	6-10	9	19	28	20	73	17	17	3	2	200

FG % 1st Half: 16-29 55.2% 2nd half: 12-28 42.9% Game: 28-57 49.1% Deadball Rebounds 2  
3FG % 1st Half: 7-10 70.0% 2nd half: 4-11 36.4% Game: 11-21 52.4%  
FT % 1st Half: 5-7 71.4% 2nd half: 1-3 33.3% Game: 6-10 60.0%

Maryland 91 • 14-4 (3-2)

#	Player	Total		3-Ptr		Rebounds			PF	TP	A	TO	Blk	Stl	Min
		FG-FGA	FG-FGA	FT-FTA	FT-FTA	Off	Def	Tot							
04	Kevin Huerter	f	4-9	2-5	2-2	1	5	6	2	12	6	1	0	0	34
15	Michal Cekovsky	f	5-5	0-0	3-5	1	1	2	3	13	1	5	0	0	23
23	Bruno Fernando	c	8-11	0-0	5-7	2	5	7	2	21	2	2	1	0	34
01	Anthony Cowan	g	4-11	0-4	7-9	0	1	1	2	15	7	0	0	1	37
10	Darryl Morsell	g	6-12	0-1	2-2	2	6	8	3	14	3	1	0	1	31
05	Dion Wiley		4-5	2-3	0-0	0	2	2	0	10	0	0	0	0	15
11	Jared Nickens		0-4	0-4	0-0	0	0	0	2	0	0	0	0	0	14
33	Joshua Tomaic		3-3	0-0	0-0	3	1	4	0	6	0	0	0	0	11
Team						0	1	1							
Totals			34-60	4-17	19-25	9	22	31	14	91	19	9	1	2	199

FG % 1st Half: 16-28 57.1% 2nd half: 18-32 56.3% Game: 34-60 56.7% Deadball Rebounds 4  
3FG % 1st Half: 3-8 37.5% 2nd half: 1-9 11.1% Game: 4-17 23.5%  
FT % 1st Half: 13-19 68.4% 2nd half: 6-6 100.0% Game: 19-25 76.0%

Officials: Bo Boroski, Rob Riley, Donnie Eppley  
Technical fouls: Iowa-Cook, Tyler; TEAM 2. Maryland-Bruno Fernando.  
Attendance: 13352

(2) Technical fouls on Iowa Coach @ :44.9 of the 1st. Coach was ejected.

Technical foul on Iowa #5 at 6:15 of the 2nd.

Technical foul on Maryland #23 at 6:15 of the 2nd.

Score by periods	1st	2nd	Total
Iowa	44	29	73
Maryland	48	43	91

Last FG - IOWA 2nd-03:05, UMD 2nd-00:59.  
Largest lead - IOWA by 10 1st-14:50, UMD by 18 2nd-00:59.  
IOWA led for 11:16. UMD led for 25:02. Game was tied for 03:19.

Points	In Paint	Off T/O	2nd Chance	Fast Break	Bench
IOWA	22	15	15	9	11
UMD	56	21	12	9	16

Score tied - 4 times.  
Lead changed - 8 times.



**IOWA HAWKEYE BASKETBALL**  
**Iowa Combined Team Statistics (as of Jan 08, 2018)**  
**Conference games only**

<b>RECORD:</b>	<b>OVERALL</b>	<b>HOME</b>	<b>AWAY</b>	<b>NEUTRAL</b>
ALL GAMES	0-5	0-3	0-2	0-0
CONFERENCE	0-5	0-3	0-2	0-0
NON-CONFERENCE	0-0	0-0	0-0	0-0

##	Player	gp-gs	min	avg	Total		3-Point		F-Throw		Rebounds				pf	dq	a	to	blk	stl	pts	avg
					fg-fga	fg%	3fg-fga	3fg%	ft-fa	ft%	off	def	tot	avg								
05	Cook, Tyler	5-5	136	27.2	31-58	.534	1-1	1.000	25-36	.694	17	18	35	7.0	13	1	6	16	2	4	88	17.6
03	Bohannon, Jordan	5-5	162	32.4	20-51	.392	14-32	.438	5-6	.833	0	13	13	2.6	13	0	26	17	0	1	59	11.8
04	Moss, Isaiah	5-5	124	24.8	22-48	.458	6-14	.429	3-5	.600	2	10	12	2.4	6	0	9	10	2	2	53	10.6
55	Garza, Luka	5-4	92	18.4	15-26	.577	1-4	.250	8-14	.571	6	12	18	3.6	8	0	1	4	3	2	39	7.8
51	Baer, Nicholas	5-4	118	23.6	11-24	.458	5-13	.385	0-2	.000	11	17	28	5.6	14	1	8	8	9	4	27	5.4
01	Dailey, Maishe	5-0	86	17.2	9-27	.333	4-10	.400	0-1	.000	1	12	13	2.6	1	0	10	3	0	0	22	4.4
35	Pemsl, Cordell	5-0	93	18.6	7-16	.438	0-0	.000	7-11	.636	0	18	18	3.6	8	0	7	9	1	1	21	4.2
24	Ellingson, Brady	4-0	46	11.5	6-13	.462	3-5	.600	1-2	.500	0	2	2	0.5	2	0	8	0	1	1	16	4.0
02	Nunge, Jack	5-2	60	12.0	7-15	.467	3-7	.429	2-2	1.000	2	8	10	2.0	7	0	3	4	4	1	19	3.8
15	Kriener, Ryan	4-0	24	6.0	3-6	.500	1-1	1.000	0-0	.000	4	2	6	1.5	5	0	3	2	2	1	7	1.8
00	Wagner, Ahmad	5-0	57	11.4	4-12	.333	0-2	.000	0-1	.000	7	3	10	2.0	10	0	2	2	0	1	8	1.6
25	Uhl, Dom	1-0	2	2.0	0-1	.000	0-0	.000	0-0	.000	0	0	0	0.0	0	0	0	1	0	0	0	0.0
Team											9	6	15		2		1					
Total.....		5	1000		135-297	.455	38-89	.427	51-80	.638	59	121	180	36.0	89	2	83	77	24	18	359	71.8
Opponents.....		5	999		152-313	.486	42-106	.396	66-92	.717	52	124	176	35.2	89	1	86	52	19	35	412	82.4

<b>TEAM STATISTICS</b>	<b>IOWA</b>	<b>OPP</b>
SCORING	359	412
Points per game	71.8	82.4
Scoring margin	-10.6	-
FIELD GOALS-ATT	135-297	152-313
Field goal pct	.455	.486
3 POINT FG-ATT	38-89	42-106
3-point FG pct	.427	.396
3-pt FG made per game	7.6	8.4
FREE THROWS-ATT	51-80	66-92
Free throw pct	.638	.717
F-Throws made per game	10.2	13.2
REBOUNDS	180	176
Rebounds per game	36.0	35.2
Rebounding margin	+0.8	-
ASSISTS	83	86
Assists per game	16.6	17.2
TURNOVERS	77	52
Turnovers per game	15.4	10.4
Turnover margin	-5.0	-
Assist/turnover ratio	1.1	1.7
STEALS	18	35
Steals per game	3.6	7.0
BLOCKS	24	19
Blocks per game	4.8	3.8
ATTENDANCE	35101	30574
Home games-Avg/Game	3-11700	2-15287
Neutral site-Avg/Game	-	0-0

<b>Date</b>	<b>Opponent</b>		<b>Score</b>	<b>Att.</b>
* 12/02/17	PENN STATE	L	73-77	12805
* 12/04/17	at Indiana	L	64-77	17222
* 01/02/18	MICHIGAN	L	68-75	11363
* 01/04/18	OHIO STATE	L	81-92	10933
* 01/07/18	at Maryland	L	73-91	13352

# = Cayman Islands Classic, George Town, Cayman Islands  
 % = The Hy-Vee Classic, Des Moines, Iowa  
 + = Played in Sioux Falls, South Dakota  
 ^ = Big Ten Tournament, New York City  
 \* = Conference game

<b>Score by Periods</b>	<b>1st</b>	<b>2nd</b>	<b>Totals</b>
Iowa	172	187	359
Opponents	222	190	412

**IOWA HAWKEYE BASKETBALL**  
**Iowa Combined Team Statistics (as of Jan 08, 2018)**  
**All games**

<b>RECORD:</b>	<b>OVERALL</b>	<b>HOME</b>	<b>AWAY</b>	<b>NEUTRAL</b>
ALL GAMES	9-9	6-3	0-4	3-2
CONFERENCE	0-5	0-3	0-2	0-0
NON-CONFERENCE	9-4	6-0	0-2	3-2

##	Player	gp-gs	min	avg	Total		3-Point		F-Throw		Rebounds				pf	dq	a	to	blk	stl	pts	avg
					fg-fga	fg%	3fg-fga	3fg%	ft-fa	ft%	off	def	tot	avg								
05	Cook, Tyler	18-18	454	25.2	94-161	.584	1-5	.200	76-109	.697	41	72	113	6.3	47	2	27	42	12	8	265	14.7
04	Moss, Isaiah	18-18	432	24.0	80-180	.444	31-80	.388	27-32	.844	6	32	38	2.1	30	0	34	29	4	13	218	12.1
03	Bohannon, Jordan	18-18	530	29.4	69-165	.418	47-107	.439	33-40	.825	3	39	42	2.3	32	0	90	38	0	7	218	12.1
55	Garza, Luka	18-11	329	18.3	65-112	.580	6-17	.353	47-79	.595	36	75	111	6.2	36	0	17	18	24	8	183	10.2
02	Nunge, Jack	18-9	318	17.7	46-88	.523	13-35	.371	25-35	.714	17	39	56	3.1	22	0	22	19	17	13	130	7.2
01	Dailey, Maishe	18-0	294	16.3	37-85	.435	19-44	.432	15-20	.750	5	34	39	2.2	5	0	28	11	0	3	108	6.0
35	Pemsl, Cordell	17-0	296	17.4	36-70	.514	0-0	.000	28-46	.609	25	67	92	5.4	24	0	33	24	8	4	100	5.9
51	Baer, Nicholas	12-9	248	20.7	27-67	.403	11-35	.314	2-7	.286	27	44	71	5.9	27	1	20	18	12	16	67	5.6
24	Ellingson, Brady	17-1	219	12.9	23-58	.397	14-37	.378	2-4	.500	0	15	15	0.9	5	0	27	9	2	7	62	3.6
15	Kriener, Ryan	17-0	183	10.8	24-47	.511	2-6	.333	3-8	.375	13	22	35	2.1	30	1	22	15	6	9	53	3.1
30	McCaffery, Connor	4-0	53	13.3	2-3	.667	1-2	.500	3-4	.750	0	4	4	1.0	2	0	7	4	0	2	8	2.0
00	Wagner, Ahmad	16-6	175	10.9	13-30	.433	2-6	.333	4-11	.364	18	20	38	2.4	24	0	15	12	2	5	32	2.0
11	Rose, Charlie	6-0	14	2.3	2-5	.400	0-3	.000	0-0	.000	1	2	3	0.5	1	0	2	2	0	0	4	0.7
25	Uhl, Dom	9-0	35	3.9	1-4	.250	0-1	.000	1-4	.250	2	7	9	1.0	2	0	2	5	2	0	3	0.3
20	Till, Riley	7-0	20	2.9	1-5	.200	0-4	.000	0-0	.000	0	1	1	0.1	2	0	0	1	0	2	2	0.3
Team											21	32	53		3		2					
Total.....		18	3600		520-1080	.481	147-382	.385	266-399	.667	215	505	720	40.0	292	4	346	249	89	97	1453	80.7
Opponents.....		18	3599		499-1143	.437	134-404	.332	218-304	.717	193	422	615	34.2	358	4	264	216	48	132	1350	75.0

<b>TEAM STATISTICS</b>	<b>IOWA</b>	<b>OPP</b>	<b>Date</b>	<b>Opponent</b>	<b>Score</b>	<b>Att.</b>
SCORING	1453	1350	11/10/17	CHICAGO STATE	w 95-62	12100
Points per game	80.7	75.0	11/12/17	ALABAMA STATE	w 92-58	11637
Scoring margin	+5.7	-	11/16/17	GRAMBLING STATE	w 85-74	10540
FIELD GOALS-ATT	520-1080	499-1143	# 11/20/17	vs Louisiana	L 71-80	1200
Field goal pct	.481	.437	# 11/21/17	vs South Dakota State	L 72-80	1275
3 POINT FG-ATT	147-382	134-404	11/22/17	vs UAB	w 95-85	1020
3-point FG pct	.385	.332	11/28/17	at Virginia Tech	L 55-79	7101
3-pt FG made per game	8.2	7.4	* 12/02/17	PENN STATE	L 73-77	12805
FREE THROWS-ATT	266-399	218-304	* 12/04/17	at Indiana	L 64-77	17222
Free throw pct	.667	.717	12/07/17	at Iowa State	L 78-84	14384
F-Throws made per game	14.8	12.1	12/10/17	SOUTHERN	w 91-60	11397
REBOUNDS	720	615	% 12/16/17	vs Drake	w 90-64	13828
Rebounds per game	40.0	34.2	12/19/17	SOUTHERN UTAH	w 92-64	10220
Rebounding margin	+5.8	-	+ 12/22/17	vs Colorado	w 80-73	3250
ASSISTS	346	264	12/29/17	NORTHERN ILLINOIS	w 98-75	14665
Assists per game	19.2	14.7	* 01/02/18	MICHIGAN	L 68-75	11363
TURNOVERS	249	216	* 01/04/18	OHIO STATE	L 81-92	10933
Turnovers per game	13.8	12.0	* 01/07/18	at Maryland	L 73-91	13352
Turnover margin	-1.8	-				
Assist/turnover ratio	1.4	1.2				
STEALS	97	132				
Steals per game	5.4	7.3				
BLOCKS	89	48				
Blocks per game	4.9	2.7				
ATTENDANCE	105660	72632				
Home games-Avg/Game	9-11740	4-13015				
Neutral site-Avg/Game	-	5-4115				

# = Cayman Islands Classic, George Town, Cayman Islands  
 % = The Hy-Vee Classic, Des Moines, Iowa  
 + = Played in Sioux Falls, South Dakota  
 ^ = Big Ten Tournament, New York City  
 \* = Conference game

<b>Score by Periods</b>	<b>1st</b>	<b>2nd</b>	<b>Totals</b>
Iowa	712	741	1453
Opponents	648	702	1350