



IOWA HAWKEYES

13-10 Overall, 5-5 Big Ten

3 FINAL FOURS | 8 BIG TEN CHAMPIONSHIPS | 2 BIG TEN TOURNAMENT TITLES | 25 NCAA TOURNAMENTS

NEBRASKA (10-12, 4-6) at IOWA (13-10, 5-5)

Feb. 5, 2017 // Iowa City, Iowa // Carver-Hawkeye Arena (15,400) // 1:06 p.m. CT

Nebraska Cornhuskers

Pos.	No.	Name	Ht.	Wt.	Yr.	Hometown	Statistical Summary
G	0	Tai Webster	6-4	195	Sr.	Auckland, New Zealand	18.1 ppg, 5.0 rpg, 4.0 apg
G	5	Glynn Watson, Jr.	6-0	174	So.	Bellwood, Illinois	14.4 ppg, 2.9 rpg, 2.7 apg
G	11	Evan Taylor	6-5	206	Jr.	Cincinnati, Ohio	4.8 ppg, 3.1 rpg, 1.2 apg
F	32	Jordy Tshimanga	6-11	275	Fr.	Montreal, Quebec	4.3 ppg, 3.2 rpg, 0.5 bpg
F	12	Michael Jacobson	6-9	239	So.	Waukee, Iowa	6.2 ppg, 6.8 rpg, 1.0 bpg

Head Coach: Tim Miles (University of Mary, 1989); Fifth Season at Nebraska (73-79); 22nd Season Overall (356-299)

Iowa Hawkeyes

Pos.	No.	Name	Ht.	Wt.	Yr.	Hometown	Statistical Summary
G	3	Jordan Bohannon	6-0	182	Fr.	Marion, Iowa	9.2 ppg, 2.3 rpg, 4.65 apg
G	4	Isaiah Moss	6-5	205	RS-Fr.	Chicago, Illinois	6.9 ppg, 1.6 rpg, 0.8 apg
F	51	Nicholas Baer	6-7	200	RS-So.	Bettendorf, Iowa	6.7 ppg, 6.2 rpg, 1.95 apg
F	0	Ahmad Wagner	6-7	235	So.	Yellow Springs, Ohio	5.1 ppg, 3.3 rpg, 1.6 apg
F	5	Tyler Cook	6-9	253	Fr.	St. Louis, Missouri	11.8 ppg, 4.9 rpg, 1.0 apg

Head Coach: Fran McCaffery (Penn, 1979); Seventh Season at Iowa (131-96); 21st Season Overall (382-273)

GAME #24 STORYLINES

- Iowa, winners of two straight, will be gunning for its first three-game win streak in conference play this season against Nebraska on Sunday.
- Redshirt sophomore Nicholas Baer is the only Division I men's basketball player to amass 30+ blocked shots, 30+ steals, and make 20+ 3-pointers this season.
- Jordan Bohannon is one of two freshmen nationally this season with 50 3-pointers and 100 assists (UCLA's Lonzo Ball). Also, he is three triples from setting the Iowa freshman record (52 by Matt Gatens in 2009).
- Ahmad Wagner has started eight games this season, including Iowa's last two games against Ohio State and Rutgers. The Hawkeyes are 7-1 record in games in which he has started.
- Iowa played its last two games without its leading scorer, Peter Jok (21.0 ppg), and won both contests: vs. Ohio State (85-72) and at Rutgers (83-63).
- Iowa is 7-0 when allowing 70 points or fewer and 5-0 when committing 12 turnovers or less.
- The Hawkeyes posted season bests in steals (15) and 3-point percentage (.611, 11-of-18) in their last outing Tuesday at Rutgers.
- After scoring in double figures once in 27 games last year, Brady Ellingson has netted double digits five times this season, including netting a team-best 17 points in Iowa's win over Ohio State last Saturday night.
- Three of Iowa's top four scorers this season are true freshmen. Tyler Cook is second (11.8), followed by Cordell Pemsil (9.2), and Jordan Bohannon (9.2).
- Iowa's freshmen averaged 53 points the last two games -- wins over Ohio State and Rutgers. Five freshmen totaled 51 points versus Ohio State and six rookies amassed 55 points at Rutgers.
- Peter Jok has scored 25+ points eight times this year, a total that ties for the 11th most nationally. Jok ranks 18th in country -- third among players from Power 5 conferences -- in scoring per game (21.0). He also ranks 10th nationally in free throw accuracy (.915) and 43rd in 3-pointers made (2.9).
- Peter Jok, the Big Ten's leading scorer, is currently averaging 21.0 points per game, including 18.4 per contest in conference play. The last Big Ten player to average at least 21 points per game was Minnesota's Kris Humphries (21.7) in the 2003-04 campaign.
- Peter Jok is the first Big Ten player with four 30-point games before the month of February since Michigan's Louis Bullock in 1998-99. Additionally, Jok is the first Hawkeye with four 30-point games in a season since Adam Haluska had five in 2006-07.

2016-17 SCHEDULE/RESULTS

Date	Opponent (TV)	Time
Nov. 11	Kennesaw State	W, 91-74
Nov. 13	Savannah State	W, 116-84
Nov. 17	Seton Hall ^	L, 83-91
Nov. 20	UT Rio Grande Valley	W, 95-67
Nov. 25	vs. #6/7 Virginia #	L, 41-74
Nov. 26	vs. Memphis #	L, 92-100
Nov. 29	at Notre Dame %	L, 78-92
Dec. 3	Omaha	L, 89-98
Dec. 5	Stetson	W, 95-68
Dec. 8	#25/25 Iowa State +	W, 78-64
Dec. 17	vs. Northern Iowa *	W, 69-46
Dec. 20	North Dakota	W, 84-73
Dec. 22	Delaware State	W, 89-57
Dec. 28	at #15/15 Purdue	L, 67-89
Jan. 1	Michigan	W, 86-83 (OT)
Jan. 5	at Nebraska	L, 90-93 (2OT)
Jan. 8	Rutgers	W, 68-62
Jan. 12	#17/19 Purdue	W, 83-78
Jan. 15	at Northwestern	L, 54-89
Jan. 19	#25/25 Maryland	L, 76-84
Jan. 25	at Illinois	L, 64-76
Jan. 28	Ohio State	W, 85-72
Jan. 31	at Rutgers	W, 83-63
Feb. 5	Nebraska (BTN)	1:06 p.m.
Feb. 8	at Minnesota (BTN)	8:06 p.m.
Feb. 11	at Michigan State (BTN)	5 p.m.
Feb. 18	Illinois (BTN)	1 p.m.
Feb. 21	Indiana (ESPN/2)	8 p.m.
Feb. 25	at Maryland (ESPN/2)	TBD
March 2	at Wisconsin (ESPN/2)	8 p.m.
March 5	Penn State (BTN)	noon

all times listed are central

^ -- Gavitt Games

-- Emerald Coast Classic - Niceville, Florida

% -- ACC/Big Ten Challenge

+ -- Iowa Corn Cy-Hawk Series

* -- The Hy-Vee Classic - Des Moines, Iowa

PRONUNCIATION GUIDE

Kirk Speraw.....	SPEAR-awe
Nicholas Baer.....	BAYER
Maishe Dailey.....	MAY-she
Ryan Kriener.....	KREEN-ir
Peter Jok.....	JOCK
Cordell Pemsil.....	PEM-sul
Dom Uhl.....	YULE

MULTIMEDIA GAME INFORMATION

TELEVISION

• BTN

Kevin Kugler (PxP)
Shon Morris (analyst)

MOBILE APPS/ONLINE

• BTN2GO

RADIO

• Hawkeye Radio Network • Sirius 137 / XM 195

Gary Dolphin (PxP)
Bob Hansen (analyst)

LIVE STATISTICS

• StatBroadcast

hawkeyesports.com

INSIDE THE NUMBERS

	IOWA	NEB
Scoring Average	80.7	71.0
Scoring Defense	77.3	71.5
Scoring Margin	+3.4	-0.4
FG%	.455	.422
FG% Defense	.434	.439
FT%	.677	.713
3-PT FG%	.363	.328
3-PT FG% Defense	.365	.404
Rebound Margin	+0.5	+1.6
Assists Per Game	17.4	11.4
Turnovers Per Game	13.7	12.8
Steals Per Game	7.2	7.1
Blocks Per Game	4.1	4.4

MISCELLANEOUS STATS

Double-Figure Scoring Games...

Player	13-14	14-15	15-16	16-17	Career
Peter Jok	7	11	26	20	64
Cordell Pemsal	---	---	---	11	11
Tyler Cook	---	---	---	11	11
Nicholas Baer	---	---	5	5	10
Dom Uhl	---	1	7	1	9
Jordan Bohannon	---	---	---	8	8
Brady Ellingson	---	---	1	5	6
Isaiah Moss	---	---	---	6	6
Ahmad Wagner	---	---	1	4	5
Ryan Kriener	---	---	---	2	2
Dale Jones	---	---	1	---	1

20-Point Scoring Games...

Player	13-14	14-15	15-16	16-17	Career
Peter Jok	---	---	11	10	21
Jordan Bohannon	---	---	---	2	2
Brady Ellingson	---	---	1	1	2
Tyler Cook	---	---	---	1	1
Isaiah Moss	---	---	---	1	1

Double-Figure Rebounding Games...

Player	13-14	14-15	15-16	16-17	Career
Nicholas Baer	---	---	---	4	4
Peter Jok	---	---	---	3	3
Dom Uhl	---	---	1	1	2
Tyler Cook	---	---	---	1	1
Cordell Pemsal	---	---	---	1	1

Double-Doubles...

Player	13-14	14-15	15-16	16-17	Career
Peter Jok	---	---	---	3	3
Dom Uhl	---	---	1	---	1
Nicholas Baer	---	---	---	1	1

4+ Three-Pointer Games...

Player	13-14	14-15	15-16	16-17	Career
Peter Jok	---	1	9	7	17
Jordan Bohannon	---	---	---	4	4
Brady Ellingson	---	---	---	2	2
Dale Jones	---	---	1	---	1
Nicholas Baer	---	---	1	---	1
Isaiah Moss	---	---	---	1	1

5+ Assists Games...

Player	13-14	14-15	15-16	16-17	Career
Jordan Bohannon	---	---	---	12	12
Peter Jok	---	---	---	2	2
Nicholas Baer	---	---	---	2	2
Isaiah Moss	---	---	---	1	1
Christian Williams	---	---	---	1	1
Ahmad Wagner	---	---	---	1	1
Cordell Pemsal	---	---	---	1	1
Dom Uhl	---	---	---	1	1
Brady Ellingson	---	---	---	1	1

3+ Steals Games...

Player	13-14	14-15	15-16	16-17	Career
Peter Jok	---	2	5	2	9
Nicholas Baer	---	---	---	6	6
Christian Williams	---	---	---	1	2
Dom Uhl	---	---	1	---	1
Ahmad Wagner	---	---	1	---	1
Cordell Pemsal	---	---	---	1	1
Jordan Bohannon	---	---	---	1	1
Tyler Cook	---	---	---	1	1

3+ Blocks Games...

Player	13-14	14-15	15-16	16-17	Career
Nicholas Baer	---	---	1	4	5
Dom Uhl	---	---	1	1	2
Ahmad Wagner	---	---	---	1	1
Ryan Kriener	---	---	---	1	1
Cordell Pemsal	---	---	---	1	1

2016-17 MARGIN OF VICTORY/DEFEAT

Points	1	2	3	4	5	6	7	8	9	10+	15+	20+
Wins	0	0	1	0	1	1	0	0	0	3	1	6
Losses	0	0	1	0	0	0	0	2	1	2	0	3

THE SETTING

Iowa (13-10, 5-5) returns home on Sunday to host Nebraska (10-12, 4-6). Tipoff is slated for 1:06 p.m. (CT) on Mediacom Court at Carver-Hawkeye Arena (15,400). Tickets are available for sale through the Iowa Athletic Ticket Office for \$33 for adults, and \$20 for youth/UI students. The first 1,000 UI students will receive a Foam noodle.

The Hawkeyes enter Sunday's contest tied with Indiana for sixth place in the Big Ten standings.

ON THE AIR

Radio: Iowa games are broadcast on the Hawkeye Radio Network. Gary Dolphin handles the play-by-play, while Bob Hansen provides expert analysis. The network includes more than 40 stations that blanket the state of Iowa and portions of Illinois, Nebraska, Minnesota, Missouri, and Wisconsin. The Hawkeye Radio Network coverage includes a 60-minute pregame show.

TV: Kevin Kugler and Shon Morris will call the action on BTN (BTN2GO).

IOWA OVERWHELMS RUTGERS, POSTS FIRST BIG TEN ROAD VICTORY

Iowa led start-to-finish, leading by as many as 28 points in an 83-63 triumph over Rutgers Tuesday evening at The RAC in Piscataway, New Jersey. Tuesday marked Iowa's first conference road victory of the season.

- Iowa played its second contest without Big Ten-leading scorer Peter Jok (21.0 ppg) due to injury (back).
- Iowa assisted on 24 of its 30 field goals (80% percent).
- Iowa made 11 3-pointers (11-of-18, .611), its most since making 11 against Michigan in its Big Ten home opener on Jan. 1. The 61 percent shooting is a season best from 3-point range and second best by a Hawkeye squad under Fran McCaffery (since 2010).
- Iowa was credited with a season-best 15 steals, converting those Scarlet Knight miscues into 20 points. The 15 steals are the third most in a game by a Hawkeye team under Fran McCaffery (since 2010).
- Four Hawkeyes scored double figures: Jordan Bohannon (17), Cordell Pemsal (15), Isaiah Moss (11), and Tyler Cook (10). Bohannon's team-best 17 points was bolstered by 5-of-7 shooting from 3-point range. Bohannon has made a combined nine triples the last two contests (Ohio State, Rutgers).
- Brady Ellingson has posted career highs in assists in each of the last two games: three versus Ohio State (Jan. 28) and five at Rutgers (Jan. 31).
- Iowa improved to 5-0 in the all-time series against Rutgers.
- Starting forward Deshawn Freeman paced the Scarlet Knights with his ninth double-double of the season (17 points, 13 rebounds). Mike Williams contributed 16 points, nine boards, four assists, and four steals off the bench.

2016-17 IOWA HAWKEYES ROSTER

No.	Name	Pos.	Ht.	Wt.	Yr.	Hometown (High School/College)
0	Ahmad Wagner	F	6-7	235	So.	Yellow Springs, Ohio (Wayne)
1	Maishe Dailey	G	6-6	183	Fr.	Beachwood, Ohio (Beachwood)
3	Jordan Bohannon	G	6-0	182	Fr.	Marion, Iowa (Linn-Mar)
4	Isaiah Moss	G	6-5	205	Fr. [^]	Chicago, Ill. (Simeon)
5	Tyler Cook	F	6-9	253	Fr.	St. Louis, Mo. (Chaminade Prep)
10	Christian Williams	G	6-5	200	So.	Decatur, Ill. (St. Teresa)
11	Charlie Rose	G	6-4	185	Jr.	Elmhurst, Ill. (York Community)
14	Peter Jok	G	6-6	205	Sr.	West Des Moines, Iowa (Valley)
15	Ryan Kriener	F	6-9	247	Fr.	Spirit Lake, Iowa (Spirit Lake)
20	Riley Till	F	6-6	192	Fr.	Dubuque, Iowa (Wahlert)
23	Dale Jones	F	6-7	227	Sr.	Waterloo, Iowa (Waterloo West/Tyler JC, Texas)
24	Brady Ellingson	G	6-4	193	So. [^]	Menomonee Falls, Wis. (Hamilton)
25	Dom Uhl	F	6-9	217	Jr.	Frankfurt, Germany (Point Pleasant Beach, N.J.)
35	Cordell Pemsal	F	6-8	249	Fr.	Dubuque, Iowa (Wahlert)
51	Nicholas Baer	F	6-7	200	So. [^]	Bettendorf, Iowa (Bettendorf)

Head Coach: Fran McCaffery

Assistant Coaches: Kirk Speraw, Sherman Dillard, Andrew Francis

HEAD COACH FRAN McCAFFERY

Fran McCaffery, who is signed through the 2020 season, is in his seventh season as the head basketball coach at the University of Iowa and his 20th year overall as a college head coach. McCaffery has reached the 20-win plateau eight of the last 10 seasons, including the last four years.

McCaffery spent five seasons (2005-10) as the head coach at Siena, six years at UNC-Greensboro (1999-2005) and three seasons at Lehigh (1985-88) before joining the Hawkeyes.

McCaffery has three decades of Division I coaching experience. He completed his 34th season as a collegiate coach in 2016, which includes 20 years as a head coach and 14 as an assistant. McCaffery is one of 12 coaches to lead four different Division I teams to the NCAA Tournament.

McCaffery, 57, holds a career mark of 382-273 (.583) and guided his teams to 10 postseason appearances (seven NCAA and three NIT). He is 131-96 (.577) at Iowa. McCaffery has led Iowa to NCAA Tournament victories in each of the past two seasons, the first time Hawkeye teams have won tournament games in consecutive seasons since 1996-97.

Since taking over the Iowa program in 2010, the Hawkeyes have earned five postseason tournament berths (3 NCAA, 2 NIT). McCaffery coached Iowa to 25 victories in 2013, equaling the second-most win total in program history. McCaffery has guided five different Hawkeyes to all-conference honors, including three straight first team honorees. The last time Iowa had three consecutive first-team all-league honorees was 1946-48.

McCaffery has posted upper division finishes in each of the past four seasons at Iowa and 16 of 20 seasons as a head coach. He has posted 20 wins or more eight of the last 10 seasons, including the last four at Iowa (2013, 2014, 2015, and 2016).

McCaffery and the Hawkeyes have made Carver-Hawkeye Arena one of the most feared arenas to play nationally. Fans have embraced McCaffery and his team's style of play with attendance increasing by more than 50 percent since 2010. The Hawkeyes boast a 58-12 home record the last four seasons, which includes a school-record 18 wins in 2014.

McCaffery's five years at Siena were the best in its 70-year history. He led the Saints on an incredible run that ended with three straight Metro Atlantic Athletic Conference championships and NCAA Tournament appearances. In so doing, Siena became the only program in the country to win its regular season and postseason title 2008-10.

McCaffery's Saints owned a 112-51 (.687) record in his five years with the program. He guided the Saints to four consecutive 20-win seasons.

The 2009 MAAC Coach of the Year and 2010 District I Coach of the Year is the third winningest coach, by percentage, in league history (.682, .756). He is the only coach to guide a MAAC program to two NCAA Tournament wins. McCaffery led his 2008 and 2009 teams to first round NCAA Tournament victories over Vanderbilt and Ohio State, respectively.

In his final two seasons at Siena, he coached the Saints to back-to-back 27-win campaigns and boasted a combined 39-3 (.929) record against MAAC opponents, which included MAAC Tournament contests.

McCaffery began his coaching career as an assistant at Penn (1982-83) and Lehigh (1983-85). After three seasons as head coach at Lehigh, he spent 11 seasons as an assistant at Notre Dame (1988-99).

McCaffery played basketball at Wake Forest his freshman year (1977-78) and then concluded his collegiate playing career at Penn his final three seasons (1979-82).

He earned his B.S. degree in Economics from The Wharton School (Penn) in 1982. McCaffery also earned a Master of Education from Lehigh in 1985.

COACHING HONORS

NABC District I Coach of the Year, 2009-10

MAAC Coach of the Year, 2008-09

HEAD COACHING EXPERIENCE

Lehigh (1985-88):49-39 (.557); 8-6 (.571) League
UNC-Greensboro (1999-05).....90-87 (.508); 49-47 (.510) League
Siena (2005-10)112-51 (.687); 68-22 (.756) League
Iowa (2010-present):131-96 (.577); 47-53 (.470) League



THE McCAFFERY FILE

Born: May 23, 1959
Hometown: Philadelphia, Pa.
High School: LaSalle, 1977
College: B.S. in Economics, The Wharton School (Penn), 1982
Master of Education, Lehigh, 1985
Family: Wife, Margaret
Sons, Connor, Patrick and Jonathan Francis
Daughter, Marit Katherine
Brother, Jack (sportswriter in Philadelphia area)

Coaching Honors

MAAC Coach of the Year, 2009

NABC District I Coach of the Year, 2009-10

Coaching History (30 years)

1982-83 Assistant Coach, Penn
1983-85 Assistant Coach, Lehigh
1985-88 Head Coach, Lehigh
1988-99 Assistant Coach, Notre Dame
1999-05 Head Coach, UNC-Greensboro
2005-10 Head Coach, Siena
2010-present Head Coach, University of Iowa

Coaching Chart

Overall (21 seasons): 382-273 (.583)

At Iowa (seven seasons): 131-96 (.577)

At Siena (five seasons): 112-51 (.688)

At UNCG (six seasons): 90-87 (.508)

At Lehigh (three seasons): 49-40 (.551)

NCAA Tournament (eight appearances*): 4-8

NIT (three appearances): 5-3

**McCaffery is the first coach to bring three different programs from one-bid leagues to the NCAA Tournament (conferences that sent just one team the year his program advanced).*

McCaffery in Postseason Play

1988 NCAA Tournament -- Lehigh
1989 NCAA Tournament -- Notre Dame
1990 NCAA Tournament -- Notre Dame
1992 NIT -- Notre Dame
1997 NIT -- Notre Dame
2001 NCAA Tournament -- UNC-Greensboro
2002 NIT -- UNC-Greensboro
2008 NCAA Tournament -- Siena
2009 NCAA Tournament -- Siena
2010 NCAA Tournament -- Siena
2012 NIT -- Iowa
2013 NIT -- Iowa
2014 NCAA Tournament -- Iowa
2015 NCAA Tournament -- Iowa
2016 NCAA Tournament -- Iowa

Playing Experience

Wake Forest, 1977-78

Penn, 1979-82

2016-17 BIG Standings/Schedule

Team	Big Ten	Pct.	Overall	Pct.
Maryland	8-1	.889	20-2	.909
Wisconsin	8-1	.889	19-3	.864
Northwestern	7-3	.700	18-5	.783
Purdue	7-3	.700	18-5	.783
Michigan State	6-4	.600	14-9	.609
Indiana	5-5	.500	15-8	.652
IOWA	5-5	.500	13-10	.565
Michigan	4-5	.444	14-8	.636
Penn State	4-6	.400	12-11	.522
Nebraska	4-6	.400	10-12	.455
Minnesota	3-6	.333	15-7	.682
Illinois	3-7	.300	13-10	.565
Ohio State	3-7	.300	13-10	.565
Rutgers	1-9	.100	12-11	.522

Saturday, Feb. 4

Purdue at Maryland, 11 a.m.
 Rutgers at Penn State, Noon
 Minnesota at Illinois, 3 p.m.
 Ohio State at Michigan, 5 p.m.

Sunday, Feb. 5

Indiana at Wisconsin, Noon
Nebraska at IOWA, 1:06 p.m.

Tuesday, Feb. 7

Maryland at Penn State, 6 p.m.
 Michigan State at Michigan, 8 p.m.
 Illinois at Northwestern, 8 p.m.

Wednesday, Feb. 8

Rutgers at Ohio State, 6 p.m.
IOWA at Minnesota, 8:06 p.m.

All times are central

National Rankings

AP Poll

Jan. 30

- Gonzaga
- Baylor
- Kansas
- Villanova
- Arizona
- Louisville
- West Virginia
- Kentucky
- Virginia
- Wisconsin
- UCLA
- North Carolina
- Virginia
- West Virginia
- Oregon
- Cincinnati
- Florida State
- Butler
- Maryland
- Saint Mary's
- South Carolina
- Notre Dame
- Duke
- Creighton
- Purdue
- Florida
- Northwestern

USA Today Poll

Jan. 30

- Gonzaga
- Kansas
- Baylor
- Villanova
- Arizona
- Kentucky
- Louisville
- UCLA
- Wisconsin
- North Carolina
- Virginia
- West Virginia
- Oregon
- Cincinnati
- Butler
- Florida State
- Maryland
- Notre Dame
- Saint Mary's
- South Carolina
- Duke
- Creighton
- Florida
- Purdue
- Xavier

2016-17 IOWA CAPTAINS

Iowa captains are seniors Peter Jok and Dale Jones.

PARKING INFORMATION -- HANCHER LOT

Due to an event at Hancher on Sunday, parking will not be available at the Hancher Lot for basketball fans attending the game against Nebraska.

The service will pick-up from the Cambus stop on the south side of the Pentacrest in downtown Iowa City (on Washington Street, south of Clinton Street) and drop off fans outside Carver-Hawkeye Arena on Elliott Drive. The postgame pick-up location will be outside the East entrance of Carver-Hawkeye Arena on Newton Road, as it is for all basketball games. The shuttle service will begin at 11:30 a.m. and run until 1 p.m., then again for 60 minutes following the end of the game.

SCOUTING NEBRASKA

- Seven of Nebraska's ten conference games have been decided by six points or fewer (4-3), including a 93-90 double overtime win over the Hawkeyes on Jan. 5, in Lincoln.
- Nebraska is 2-5 in true road games. After winning their first two road games to start Big Ten play at Indiana (87-83) and at Maryland (67-65), the Cornhuskers have lost their last three contests away from Lincoln: Michigan (91-85), Rutgers (65-64), and Northwestern (73-61).
- Three Huskers average double figures: Tai Webster (18.1), Glynn Watson, Jr. (14.4), and Ed Morrow (10.1).
- Nebraska lost its last outing, 72-61, at home to Michigan State on Thursday. The Huskers outscored the Spartans 17-3 at the free throw line, however Michigan State shot a blistering 64.7 percent (11-of-17) from 3-point range compared to 25 percent (4-of-16) for the Huskers.
- Nebraska ranks 26th in the country in offensive rebounds per game (13.2) and 66th in blocked shots per contest (4.5). Individually, Tai Webster ranks 51st nationally in minutes played (35.2) and 54th in steals per contest (1.9).
- Sophomore Ed Morrow, who has missed the last six games due to injury, was a classmate of Iowa rookie Isaiah Moss on Simeon High School in Chicago.
- Junior guard Anton Gill will miss the remainder of the season after suffering a ruptured patella tendon in his right knee in December.
- Tim Miles is in his 22nd season as a head coach and his fifth season at Nebraska. Miles guided the Huskers to the 2014 NCAA Tournament.
- University of Iowa deputy athletics director Gene Taylor hired Tim Miles as head coach at North Dakota State in 2001 when Taylor was the AD in Fargo.

ALL-TIME SERIES RECORDS

Iowa holds a, 18-10 advantage in the series that began with a 27-17 Husker win in 1907. The Hawkeyes have won six of the nine meetings since Nebraska joined the Big Ten in 2011, including five of the last six.

The Hawkeyes have won 14 of the last 20 and nine of the last 12 in the series.

Iowa is 12-3 in games played between the two schools in Iowa City. Sunday will be Nebraska's sixth-ever game played in Carver-Hawkeye Arena. The Hawkeyes have won nine of the last 10 contests in the series played in Iowa City, dating back to 1943.

LAST MEETING

Nebraska snapped a five-game losing skid to Iowa with a 93-90 double overtime victory on Jan. 5, at Pinnacle Bank Arena in Lincoln, Nebraska.

- The 183 points are the most scored in an Iowa-Nebraska contest and was the first overtime contest in the 28-game series history.
- Four Hawkeyes scored in double figures: Peter Jok (34), Isaiah Moss (17), Tyler Cook (14), and Cordell Pemsil (10).
- Nicholas Baer equaled a career high with six blocks to go along with five points and a team-best 11 rebounds. Baer has snagged 10 or more boards three times in his career.
- Nebraska was 19-of-35 (.543) from the foul line, while Iowa was 13-of-17 (.765). The Huskers attempted 16 free throws to Iowa's two in the two overtime sessions.
- Nebraska guard Glynn Watson, Jr. led Nebraska with 34 points, bolstered by 7-of-8 (.875) shooting from 3-point territory.

ROOKIE FLOOR GENERAL

After having two veteran point guards graduate last spring (Mike Gesell and Anthony Clemmons), Jordan Bohannon has done a fantastic job directing the Hawkeye offense as a freshman. Bohannon ranks first on the team in assists (4.65), second in minutes played (28.0), free throw accuracy (.893) and 3-pointers made (50), and fourth in scoring (9.2). He has netted 17 or more points in five games, including Iowa's win at Rutgers Tuesday night, and led the squad in assists a team-best 16 times.

Bohannon netted 12 of his 17 points in the second half and overtime in Iowa's triumph over Michigan on New Year's Day. He also had six assists and no turnovers. Tuesday night at Piscataway, Bohannon scored 15 of his 17 points via the 3-ball, making 5-of-7 from long distance. The native of Marion, Iowa, nearly had his first double-double versus No. 17/19 Purdue on Jan. 12, with 12 points and a personal-best nine assists.

JOK NAMED FINALIST FOR JERRY WEST AWARD

Peter Jok is one of ten finalists for the 2017 Jerry West Shooting Guard of the Year Award. The annual honor recognizes the top shooting guards in Division I men's college basketball. A national committee comprised of top college basketball personnel determined the watch list of 20 candidates in October, which has now been narrowed to just 10.

Jok is the Big Ten leading scorer, averaging 21 points per game. He has scored 25 points or more eight times this season, including a career-best 42 against Memphis on Nov. 26. In addition to leading the Big Ten in scoring, he is first in free throw accuracy (.915) and second in 3-pointers made per game (2.9).

In March, five finalists will be presented to Mr. West and the Hall of Fame's selection committee for the 2017 Jerry West Shooting Guard of the Year Award. The winner of the 2017 Jerry West Award will be presented at the ESPN College Basketball Awards Show in Los Angeles on April 7.

IOWA SIGNS 2 PREP STANDOUTS

Luka Garza and Jack Nunge have signed a National Letter of Intent to attend the University of Iowa in 2017.

Garza is a 6-foot-11, 240-pound forward from Maret School in Washington, D.C. Garza is a two-time first team All-DC, all-conference and second team Washington Post All-Met honoree. He scored more than 1,000 points and grabbed over 600 rebounds his first three years. Garza averaged 25.5 points, 12.6 rebounds, and 2.6 blocks as a junior, and 19.8 points and 9.8 rebounds his sophomore campaign. He helped Maret earn back-to-back conference championships (22-8 in 2014 and 22-5 in 2015). He was recognized as the 2014-15 Washington Post All-Met Most Improved Player. Garza averaged 11.3 points (54% FG, 36% 3-pt FG) and 6.5 rebounds last year in the EYBL.

Nunge is also 6-foot-11 and weighs 220 pounds. He hails from Newburgh, Indiana and attends Castle High School. Nunge earned first-team All-SIAC, IBCA Supreme 15 Underclassmen, and Indiana All Star-Core 6 honors following his junior campaign. He posted a team-best 18 double-doubles, and averaged 19.3 points (FG%: 57%, 3-pt FG%: 43%, FT%: 81%), 11.4 rebounds, and 3.7 blocks per game his junior season. He was named team Most Valuable Player in 2016. A two-time team captain, he tallied 35 points and 25 rebounds against Bosse High School, and 35 points and 22 rebounds versus Harrison High School his junior season. Nunge also excels in the classroom, boasting a 3.97 grade point average, ranks 20th in his class, and earned the Scholastic "C" Award. He is a member of the National Honor Society and Student Council. He played with the Pocket City AAU basketball team.

RECENT GRADUATES PLAYING PROFESSIONAL BASKETBALL

A number of recent Iowa basketball graduates are playing professionally: Melsahn Basabe (Greece), Anthony Clemmons (Austria), Mike Gesell (Denmark), Jarryd Cole (France), Matt Gatens (NBA D-League: Iowa Energy -- injured), Devyn Marble (Italy), Gabriel Olaseni (Italy), Darius Stokes (Australia), Jarrod Uthoff (NBA D-League: Fort Wayne Mad Ants), Aaron White (Russia), and Adam Woodbury (NBA D-League: Fort Wayne Mad Ants).

LAST THREE GAMES STATISTICS

#	Player	gp-gs	min	avg	Total			3-Point		F-Throw		Rebounds				pf	dq	a	to	blk	stl	pts	avg
					fg-fga	fg%	3fg-fga	3fg%	ft-fa	ft%	off	def	tot	avg									
03	Bohannon, Jordan	3-3	76	25.3	11-28	.393	10-24	.417	0-0	.000	2	3	5	1.7	2	0	9	4	0	4	32	10.7	
14	Jok, Peter	1-1	32	32.0	3-9	.333	1-5	.200	3-3	1.000	2	0	2	2.0	1	0	1	4	0	0	10	10.0	
05	Cook, Tyler	3-3	54	18.0	11-23	.478	1-1	1.000	5-10	.500	3	6	9	3.0	8	0	3	9	0	3	28	9.3	
35	Pemsl, Cordell	3-1	45	15.0	12-18	.667	0-0	.000	3-6	.500	6	7	13	4.3	7	0	5	3	2	2	27	9.0	
00	Wagner, Ahmad	3-2	59	19.7	11-18	.611	0-1	.000	3-11	.273	8	5	13	4.3	7	0	5	4	1	3	25	8.3	
24	Ellingson, Brady	3-0	57	19.0	8-13	.615	7-10	.700	0-0	.000	2	5	7	2.3	2	0	10	0	0	1	23	7.7	
51	Baer, Nicholas	3-2	81	27.0	9-25	.360	3-13	.231	0-0	.000	6	14	20	6.7	4	0	8	1	7	4	21	7.0	
15	Kriener, Ryan	3-0	39	13.0	8-14	.571	0-1	.000	2-2	1.000	2	10	12	4.0	10	0	3	1	1	0	18	6.0	
04	Moss, Isaiah	3-3	41	13.7	5-15	.333	2-4	.500	5-7	.714	0	3	3	1.0	4	0	3	3	0	2	17	5.7	
25	Uhl, Dom	3-0	58	19.3	4-10	.400	2-3	.667	4-6	.667	2	9	11	3.7	3	0	8	2	1	1	14	4.7	
10	Williams, Christian	3-0	41	13.7	5-13	.385	0-1	.000	3-8	.375	1	5	6	2.0	3	0	2	3	0	2	13	4.3	
01	Dailey, Maishe	2-0	16	8.0	1-3	.333	0-1	.000	2-2	1.000	0	1	1	0.5	2	0	2	1	0	1	4	2.0	
11	Rose, Charlie	1-0	1	1.0	0-0	.000	0-0	.000	0-0	.000	0	0	0	0.0	0	0	0	0	0	0	0	0.0	
23	Jones, Dale	1-0	0	0.0	0-0	.000	0-0	.000	0-0	.000	0	0	0	0.0	0	0	0	0	0	0	0	0.0	
Team											4	5	9							1			
Total.....		3	600		88-189	.466	26-64	.406	30-55	.545	38	73	111	37.0	53	0	59	36	12	23	232	77.3	
Opponents.....		3	600		78-185	.422	20-56	.357	35-50	.700	44	74	118	39.3	54	1	53	41	8	18	211	70.3	

IOWA IN BIG TEN STATISTICS

Category	All Games		Conf Only		NCAA	
	Stat	Rank	Stat	Rank	Stat	Rank
Steals	7.2	1st	7.7	2nd	7.2	77th
Scoring Offense	80.7	3rd	75.6	3rd	80.7	38th
Assists	17.4	3rd	16.7	2nd	17.4	10th
3-Pt. FG Per Game	8.4	5th	7.3	6th	8.4	88th
Assist/TO Ratio	1.3	6th	1.2	4th	1.3	50th
Turnover Margin	+0.1	7th	+0.2	8th	+0.1	172nd
Field Goal %	.455	7th	.440	7th	.455	115th
3-Pt. Field Goal %	.363	7th	.351	10th	.363	123rd
Blocked Shots	4.1	10th	4.0	9th	4.1	93rd
Free Throw %	.677	10th	.654	12th	.677	234th
Scoring Margin	+3.4	10th	-3.3	10th	+3.4	147th
FG% Defense	.434	11th	.465	12th	.434	179th
3-PT FG Defense	.365	12th	.391	11th	.365	263rd
Rebound Margin	+0.5	12th	-1.0	10th	+0.5	182nd
Scoring Defense	77.3	14th	78.9	14th	77.3	284th

Category	Player	All Games		NCAA	
		Stat	Rank	Stat	Rank
FG%	Cordell Pemsal	.632	1st	.632	22nd
Rebounding	Nicholas Baer	6.2	T-12th	6.2	---
	Peter Jok	5.9	T-18th	5.9	---
Scoring	Peter Jok	21.0	1st	21.0	18th
Assists	Jordan Bohannon	4.7	5th	4.7	82nd
3-point FG%	Brady Ellingson	.545	1st	.545	---
Steals	Nicholas Baer	1.4	T-6th	1.4	205th
3-pointers	Peter Jok	2.9	T-2nd	2.9	43rd
	Jordan Bohannon	2.2	T-8th	2.2	---
FT%	Peter Jok	.915	1st	.915	10th
Blocked Shots	Nicholas Baer	1.4	8th	1.4	116th
Assist/TO Ratio	Jordan Bohannon	2.1	10th	2.1	92nd

NOT YOUR AVERAGE BAER

Sophomore Nicholas Baer ranks first on the squad in blocks (1.4), steals (1.4) and rebounding (6.2), and is third in assists (1.95). Baer is the only Division I player to amass 30+ steals, 30+ blocked shots, and 20+ 3-pointers made.

The forward was in the starting lineup in Iowa's last two contests against Ohio State and Rutgers. In Iowa's last game at Rutgers, Baer posted game highs in steals (4), assists (5), and blocked shots (2), while also snagging five rebounds and scoring three points.

Baer's 32 blocked shots currently ties Greg Brunner for fourth best in a single-season by an Iowa sophomore.

Baer is tied for sixth in the Big Ten in steals (1.4) and eighth in blocked shots (1.4). The native of Bettendorf, Iowa, has led the team in steals seven times this year, being credited with three steals or more in a game a team-best six times.

Baer posted his first career double-double in Iowa's win over Northern Iowa on Dec. 17, with 11 points and a game-high 11 rebounds. He has pulled down 10 or more rebounds in two of his last six games (11 at Nebraska and 10 versus No. 17/19 Purdue).

PEMSL MAKING THE MOST OF HIGH PERCENTAGE SHOTS

Freshman Cordell Pemsal has had a great start to his collegiate career. The native of Dubuque, Iowa, has started 14 games, while coming off the bench nine times. In 23 total games, Pemsal has scored in double digits 11 times and is averaging 9.2 points and five rebounds, while shooting a Big Ten-best and 22nd-best nationally 63.2 percent (84-of-133) from the field. He has scored in double figures in eight of the 14 starts.

PETER JOK SCORCHING THE NETS

After averaging 7.0 points per game as a sophomore, Peter Jok averaged 16.1 points last year as a junior (+9.1), and is averaging a Big Ten-best 21 points this season as a senior (+4.9). The +9.1 improvement last year was tops among Big Ten players.

Jok did not play in Iowa's last two games versus Ohio State and Rutgers (back). The Hawkeye senior is day-to-day and will be a gameday decision as to whether or not he plays on Sunday.

Jok was named to the preseason All-Big Ten first team, while also being named to the Jerry West Shooting Guard of the Year Award, Naismith Trophy and John Wooden Award watch lists, and a candidate for the Senior CLASS Award. Jok scorched the nets for 42 points against Memphis and 33 against Omaha on Dec. 3. Jok nearly had a triple-double against Stetson (15 points, 8 rebounds, 7 assists) and a double-double against No. 25/25 Iowa State (23 points and nine rebounds).

Jok, who has led the Hawkeyes in scoring each of the last six games, has been recognized as the Big Ten Player of the Week twice this season (Nov. 21 and Dec. 12). He averaged 28.5 points, six rebounds, two steals, and two assists against Seton Hall and UTRGV for the Nov. 21 award. Jok averaged a team-best 19 points, 8.5 rebounds, and five assists in contests versus Stetson and No. 25 Iowa State for the Dec. 12 distinction.

Jok, who scored career point No. 1,000 against Memphis, made his first 24 free throw attempts this season before misfiring on his first attempt at Notre Dame. Jok has had free throw streaks of 27 and 26 the last two seasons. The school record for consecutive free throws made is 34 set by Chris Street (Jan. 2-Jan. 16, 1993).

Jok ranks 18th nationally in points per game (21.0), 10th in free throw accuracy (.915), and 43rd in 3-pointers per contest (2.9). His 21.0 scoring average is fourth among players from Power 5 conferences. Jok has scored 25 points or more eight times this year, which ties for 11th nationally.

Jok has made 193 career 3-pointers, which are the seventh most in program history. He is only one triple from surpassing Brody Boyd (2001-04) for sixth place with 193.

KRIENER MAKING MOST OF OPPORTUNITY

Iowa got six crucial points against nationally-ranked Purdue (Jan. 12), from freshman reserve Ryan Kriener. The skilled big man followed up that performance with a career night at Northwestern, posting personal bests in scoring (14), minutes (22), and 3-pointers made (1). He had six rebounds, four points, one assist, and one steal vs. Maryland and tied a personal high with 14 points and grabbed a season-best seven boards in Iowa's win over Ohio State.

In his first ten games played, Kriener averaged 6.8 minutes per game, but has averaged 14 minutes per contest over a span of the last seven games. Kriener is shooting a robust 58.5 percent (31-of-53) from the floor this season.

NEXT-MAN-IN

With Big Ten-leading scorer Peter Jok out of the lineup the last two games, Iowa needed other players to fill the void on the perimeter. One of those players has been sophomore Brady Ellingson. The 6-foot-4, 193-pound reserve tallied 17 points, bolstered by a career-high five 3-pointers (5-of-7) against Ohio State. Ellingson also posted personal bests in minutes played (25), rebounds (4), assists (3), and steals (1). On Tuesday at Rutgers, the native of Menomonee Falls, Wisconsin, had a career high in assists (5), to go along with six points and two rebounds.

For the year, the sharp-shooter is shooting a team-best 54.5 percent from 3-point territory (24-of-44) and 1.000% at the free throw line (18-of-18).

UI ATHLETIC COMMUNICATIONS

S300 Carver-Hawkeye Arena, Iowa City, IA 52242
hawkeyesports.com • hawkeyebasketball.com

MBB CONTACT: MATTHEW WEITZEL

office: 319-335-6590 • cell: 319-430-8176

email: matthew-weitzel@hawkeyesports.com

Twitter: @BigWeitz

UI IN THE RANKINGS

KenPom	77
Sagarin	70
BPI	95
RPI	104

UI CAREER SCORING

12.	1,525	Andre Woolridge	1995-97
13.	1,522	Don Nelson	1960-62
14.	1,516	Greg Brunner	2003-06
15.	1,502	Jeff Horner	2003-06
16.	1,372	Ed Horton	1986-89
17.	1,361	Bruce King	1975-77
18.	1,343	James Moses	1989-92
19.	1,311	Peter Jok	2013-
20.	1,298	Jarrod Uthoff	2013-16
21.	1,248	Jeff Moe	1985-88
22.	1,230	Kenyon Murray	1993-96
23.	1,189	Kevin Boyle	1979-82
24.	1,188	Dave Gunther	1957-59
	1,188	Bill Logan	1954-56

UI CAREER 3-POINT FGM

1.	262	Jeff Horner	2003-06
2.	239	Matt Gatens	2009-12
3.	226	Chris Kingsbury	1994-96
4.	214	Kent McCausland	1996-99
5.	212	Adam Haluska	2005-07
6.	193	Brody Boyd	2001-04
	193	Peter Jok	2013-

UI CAREER 3-POINT FGA

1.	713	Jeff Horner	2003-06
2.	652	Matt Gatens	2009-12
3.	645	Chris Kingsbury	1994-96
4.	582	Adam Haluska	2005-07
5.	544	Brody Boyd	2001-04
6.	509	Peter Jok	2013-

UI SEASON ASSISTS (FROSH)

1.	140	Jeff Horner	2003
2.	131	Dean Oliver	1998
3.	122	Cully Payne	2010
4.	114	Pierre Pierce	2002
6.	111	Tyler Smith	2007
6.	107	Jordan Bohannon	2017

UI SEASON 3-POINTERS (FROSH)

1.	52	Matt Gatens	2008-09
2.	50	Jordan Bohannon	2016-17

UI CAREER BIG COACHING WINS

1.	125	Tom Davis	1986-99
2.	92	Lute Olson	1975-83
3.	71	Bucky O'Connor	1950, 52-58
4.	69	Rollie Williams	1930-42, 51
5.	61	Steve Alford	1999-07
6.	59	Fran McCaffery	2010-

HAWKEYE FASTBREAKS

- Nine of the 14 Big Ten teams have five or more losses in conference play entering this weekend's competition.
- Ryan Kriener became the 10th different Hawkeye to have reached double figures in a game this season after netting 14 at Northwestern on Jan. 15.
- Iowa is 60-11 when scoring 80 points or more, the last seven seasons. The Hawkeyes are 64-2 when holding opponents to fewer than 61 points, the last seven years.
- Iowa has scored 90 points or more six times this season.
- Iowa has amassed 29 Big Ten wins the last three seasons, a total that ties Indiana for fifth most in the conference: Wisconsin (36), Maryland (34), Purdue (31), and Michigan State (31).
- After scoring in double figures once in 27 games last year, Brady Ellingson has netted double digits five times this season.
- Peter Jok totaled 29 points, six rebounds, and a career-best eight assists vs. No. 17/19 Purdue on Jan. 12. Jok became just the third Big Ten player with at least 29 points, six rebounds, and eight assists in a game versus a ranked foe in the last 20 years (Minnesota's Nate Mason in 2017 and Denzel Valentine of Michigan State in 2016). Additionally, he is the first Hawkeye to post those numbers in any game since Adam Haluska had 31 points, nine assists, and nine rebounds vs. Coppin State in 2006.
- Peter Jok poured in 42 points against Memphis on Nov. 26. The 42 points are the most by a Hawkeye in 40 years and tie for the fourth most in a single-game in program history, tying Bruce King's 42 points against Pittsburgh in 1976.
- Jordan Bohannon was 7-of-15 from long distance at Notre Dame on Nov. 29; the 15 attempts tied Justin Jackson for the second most 3-point attempts in a single-game in Iowa history.
- Peter Jok tied a Carver-Hawkeye Arena record against Omaha, making all 12 free throw attempts. The perfect 12-of-12 mark tied Luke Recker (2001 vs. Kansas State), Val Barnes (1992 vs. Ohio State), and Roy Marble (1988 vs. Northern Iowa).
- Iowa played in back-to-back overtime games (Michigan and Nebraska) for the first time since Dec. 25 and Dec. 27, 1984.
- Iowa surpassed the century mark for the 97th time in program history with a 116-84 win over Savannah State on Nov. 13. The 116 points equal the seventh most points in a game in school history and are the most points by a Big Ten team this season.
- Iowa posted school records in 3-pointers made (18) and attempted (43) in its victory over Savannah State on Nov. 13.
- Iowa made all 13 of its free throw attempts at No. 15 Purdue on Dec. 28. The last time a Hawkeye team made all of its free throws (min. 10 attempts) was at Virginia (15-of-15) in the NIT quarterfinals on March 27, 2013.
- Isaiah Moss was named Big Ten Freshman of the Week on Dec. 12. It marked the first time a rookie Hawkeye was honored by the conference office since Nicholas Baer on Dec. 21, 2015.
- Peter Jok joined Reggie Evans (twice) and Aaron Fuller as the only Hawkeyes to post 30+ points and 10+ rebounds in a single game the last 20 years. Jok totaled 30 points and 11 rebounds against Seton Hall (Nov. 17). His efforts earned the team captain Big Ten Player of the Week honors on Nov. 21.
- Peter Jok scored 27 points in Iowa's opener vs. Kennesaw State. The 27 points are the most by a Hawkeye in a season opener since Adam Haluska poured in 29 against The Citadel in 2006.
- Freshman Tyler Cook (10) joined Aaron White as the only two players to grab 10 or more rebounds in their first game as a Hawkeye in the past 20 years.
- The 183 points in the Iowa-Nebraska double overtime game on Jan. 5 are the most points scored in the 28-game series history.
- Iowa athletic teams swept Iowa State in four competitions Dec. 7-10 (women's basketball, men's basketball, women's swimming, and wrestling). The Hawkeyes lead the Iowa Corn Cy-Hawk Series, 14-7. With only three athletic events remaining, Iowa has clinched the series for 2016-17.
- Iowa has won 44 of its last 47 nonconference home games, dating back to 2012.
- The Hawkeyes won 22 games, tied for third in the Big Ten, and won an NCAA Tournament game each of the last two seasons.
- Iowa has competed in postseason play the last five years (NCAA 2014-16; NIT 2012-13).
- Iowa has won 20 or more games in four consecutive seasons -- its longest streak in 15 years.

IOWA'S 2016-17 STATISTICAL COMPARISONS

	All Games	Big Ten	Home Games	Away Games	Iowa Wins	Iowa Losses
Record	13-10	5-5	11-3	2-7	13-0	0-10
Points	80.7	75.6	87.0	70.9	86.3	73.4
Opp. Pts	77.3	78.9	75.4	80.2	68.5	88.6
FG%	.455	.440	.476	.422	.496	.403
FG Def.	.434	.465	.414	.468	.381	.507
3-PT%	.363	.351	.382	.332	.400	.320
3-pt. Def.	.365	.391	.347	.397	.317	.436
FT%	.677	.654	.663	.712	.654	.713
REB	39.3	37.4	41.6	35.7	41.1	36.9
AST	17.4	16.7	18.8	15.2	19.4	14.8
TO	13.7	13.6	13.4	14.3	12.8	15.0
STL	7.2	7.7	7.7	6.4	7.7	6.6
BLK	4.1	4.0	4.9	2.9	4.5	3.6

A CLOSER LOOK AT IOWA'S FRESHMEN PRODUCTION

- For the first time in program history, Iowa has had four freshmen score at least 20 points in a game: Tyler Cook (24 vs. Seton Hall); Jordan Bohannon (23 at Notre Dame); Isaiah Moss (21 versus Stetson); Cordell Pemsli (21 versus Stetson).
- For the first time in school history, Iowa has had five freshmen reach double figures in scoring in a game: Tyler Cook, Jordan Bohannon, Cordell Pemsli, Ryan Kriener, and Isaiah Moss.
- Iowa freshmen have accumulated 63 combined starts this season, which ranks second most in program history behind Iowa's 2013 freshmen class (81 starts).

COACHING EXPERIENCE

Fran McCaffery has the most experienced coaching staffs in the country. The Iowa men's basketball staff has 57 years of combined collegiate head coaching experience and more than 125 years of collegiate coaching under their belts. Listed below are the number of years of head coaching experience on the Iowa staff.

Coach	Years
Fran McCaffery	20 years
Kirk Speraw's	20 years
Sherman Dillard	10 years
Andrew Francis	2 years
Al Seibert	5 years

NICHOLAS BAER PLAYED OVERSEAS IN AUGUST

Nicholas Baer averaged 8.5 points, 8.3 rebounds, and two steals in four games (3-1) overseas on the USA East Coast All-Star Team.

This marked the sixth consecutive year that a Hawkeye traveled overseas with the USA East Coast basketball team. In 2011, Matt Gatens and Bryce Cartwright traveled overseas; Zach McCabe went in 2012; Jarrod Uthoff was on the roster in 2013; Mike Gesell and Adam Woodbury competed in 2014; while Dom Uhl traveled with the team in 2015.

VOTE FOR McCAFFERY IN THE CHARITY COACHES CHALLENGE

Iowa's Fran McCaffery is one of 48 collegiate coaches taking part in the annual Coaches Charity Challenge. Fan participation determines the ultimate winner over an eight-week period. The tournament is divided into four rounds.

Thanks to your votes, coach McCaffery was one of 24 coaches to advance to the next round. The coaches with the most votes will advance to the quarterfinals and earn more money for their charity. Visit Iowa's social media sites @IowaHoops on Twitter and /hawkeyehoops on Facebook for more information on how to vote for McCaffery and Coaches vs. Cancer.

HAWKEYES SWEEP BIG TEN WEEKLY HONORS

Senior Peter Jok and redshirt freshman Isaiah Moss were named Big Ten Player of the Week and Freshman of the Week, respectively, on Dec. 12. It marked the first time Iowa swept the weekly men's basketball accolades (weekly freshman honors began in 2010).

Jok (6-6, 205 pounds) collected the third Big Ten weekly honor of his career and second this season. Jok helped lead the Hawkeyes to a pair of victories over Stetson (95-68) and No. 25 Iowa State (78-64). He averaged a team-best 19 points, 8.5 rebounds, and five assists in the two contests.

In Iowa's upset over 25th-ranked Iowa State on Dec. 8, Jok led all scorers and rebounders with 23 points and nine rebounds. Against Stetson, the team captain flirted with a triple-double recording 15 points, eight rebounds, and dishing out a career-high seven assists without committing a turnover.

Moss (6-5, 205 pounds) earned his first conference weekly recognition after averaging 17.5 points and five rebounds in Iowa's two victories. The native of Chicago scored nine of his 14 points in the second half to help Iowa upend the 25th-ranked Cyclones.

Moss tallied personal bests in scoring (21), steals (2), and rebounds (6) in the Hawkeyes' triumph over Stetson on Dec. 5. The shooting guard shot at a 50 percent clip from 3-point range in the two games (6-of-12), including going 5-of-8 (62.5 percent) from long distance against the Hatters.

CARVER-HAWKEYE ARENA ENHANCEMENTS

The Iowa Athletic Department upgraded Carver-Hawkeye Arena's video boards, sound system, lighting, digital scoretable displays, and playing surface this past summer.

A new four-sided centerhung video system is the centerpiece of the installation. The two main centerhung displays measure approximately 14.5 feet high by 26 feet wide and the other two centerhung displays measure 9.5 feet high by 16.5 feet wide. The project also upgraded the auxiliary displays located near the ceiling at each side of the arena.

BAER NOMINATED FOR GOOD WORKS TEAM

Nicholas Baer is a nominee for the 2017 Allstate NABC Good Works Team.

This prestigious community service award recognizes a distinguished group of student-athletes who have demonstrated a commitment to enriching the lives of others and contributing to the greater good in their communities.

College sports information directors and basketball coaches across the country nominated players who exhibit exceptional leadership skills and an unwavering commitment to volunteerism.

IOWA HISTORY

Iowa has played 2,729 games since beginning basketball in 1902. Iowa's overall record is 1,606-1,123 (.588). Iowa's 1,606 wins are 39th most among Division I programs. That includes a 1,026-358 (.741) record in home games, a 576-762 (.430) record in contests away from Iowa City, a 757-762 (.498) mark in Big Ten games and a 431-132 (.765) record in Carver-Hawkeye Arena.

51 NICHOLAS BAER

RS-Sophomore • Forward • 6-7 • 205
Bettendorf, Iowa • Bettendorf HS



2016-17 GAME-BY-GAME STATS

Opponent	Date	gs	min	Total		3-Pointers		Free throws		Rebounds				pf	a	t/o	blk	stl	pts	avg	
				fg-fga	pct	3fg-fga	pct	ft-fa	pct	off	def	tot	avg								
KENNESAW STATE	11/11/16	*	26	2-6	.333	2-4	.500	4-4	1.000	0	3	3	3.0	3	2	0	0	0	10	10.0	
SAVANNAH STATE	11/13/16	*	15	3-6	.500	3-5	.600	0-0	.000	1	1	2	2.5	2	6	0	2	2	9	9.5	
SETON HALL	11/17/16	*	29	2-5	.400	1-3	.333	1-2	.500	2	4	6	3.7	3	2	1	3	3	6	8.3	
UT RIO GRANDE VALLEY	11/20/16	*	22	3-6	.500	0-3	.000	2-3	.667	2	5	7	4.5	1	3	1	0	3	8	8.3	
vs Virginia	11/25/16	*	16	1-1	1.000	0-0	.000	2-2	1.000	4	2	6	4.8	3	1	1	0	0	4	7.4	
vs Memphis	11/26/16	*	16	2-3	.667	1-2	.500	0-0	.000	0	1	1	4.2	5	1	0	0	0	5	7.0	
at Notre Dame	11/29/16	*	27	3-10	.300	1-4	.250	1-2	.500	6	6	12	5.3	2	1	0	0	3	8	7.1	
OMAHA	12/03/16	*	25	1-6	.167	1-5	.200	1-3	.333	4	1	5	5.3	4	3	2	4	1	4	6.8	
STETSON	12/05/16		20	2-5	.400	0-1	.000	3-4	.750	2	3	5	5.2	1	2	0	0	1	7	6.8	
IOWA STATE	12/08/16		17	2-4	.500	0-2	.000	6-7	.857	2	6	8	5.5	4	0	0	1	2	10	7.1	
vs Northern Iowa	12/17/16		28	5-11	.455	1-7	.143	0-0	.000	4	7	11	6.0	1	3	2	2	1	11	7.5	
NORTH DAKOTA	12/20/16		22	3-6	.500	2-3	.667	0-0	.000	2	5	7	6.1	3	1	2	2	3	8	7.5	
DELAWARE STATE	12/22/16		9	0-1	.000	0-0	.000	0-0	.000	0	4	4	5.9	3	0	1	1	0	0	6.9	
at Purdue	12/28/16		27	3-6	.500	0-1	.000	1-1	1.000	2	5	7	6.0	1	2	1	0	1	7	6.9	
MICHIGAN	01/01/17		27	4-6	.667	3-4	.750	1-4	.250	3	2	5	5.9	1	1	1	1	1	12	7.3	
at Nebraska	01/05/17		34	2-4	.500	1-3	.333	0-0	.000	2	9	11	6.3	4	2	2	6	0	5	7.1	
RUTGERS	01/08/17		25	2-4	.500	1-2	.500	0-0	.000	3	2	5	6.2	2	1	2	0	3	5	7.0	
PURDUE	01/12/17		19	1-2	.500	0-1	.000	2-4	.500	1	9	10	6.4	3	2	0	1	2	4	6.8	
at Northwestern	01/15/17		18	1-4	.250	1-2	.500	0-0	.000	1	1	2	6.2	3	0	1	0	1	3	6.6	
MARYLAND	01/19/17		30	3-6	.500	1-3	.333	0-1	.000	3	2	5	6.1	0	4	0	2	2	7	6.7	
at Illinois	01/25/17		30	5-10	.500	2-6	.333	0-0	.000	3	4	7	6.1	2	0	1	2	0	12	6.9	
OHIO STATE	01/28/17	*	26	3-9	.333	0-3	.000	0-0	.000	2	6	8	6.2	0	3	0	3	0	6	6.9	
at Rutgers	01/31/17	*	25	1-6	.167	1-4	.250	0-0	.000	1	4	5	6.2	2	5	0	2	4	3	6.7	
Totals			10	533	54-127	.425	22-68	.324	24-37	.649	50	92	142	6.2	53	45	18	32	33	154	6.7

SEASON / CAREER STATS

POINTS

SEASON: 12, 2X, LAST AT ILLINOIS (1/25/17)
CAREER: 19 VS. TENNESSEE TECH (12/22/15)

REBOUNDS

SEASON: 12 AT NOTRE DAME (11/29/16)
CAREER: 12 AT NOTRE DAME (11/29/16)

ASSISTS

SEASON: 6 VS. SAVANNAH STATE (11/13/16)
CAREER: 6 VS. SAVANNAH STATE (11/13/16)

BLOCKS

SEASON: 6 AT NEBRASKA (1/5/17)
CAREER: 6, 2X, LAST AT NEBRASKA (1/5/17)

STEALS

SEASON: 4 AT RUTGERS (1/31/17)
CAREER: 4 AT RUTGERS (1/31/17)

MINUTES

SEASON: 34 AT NEBRASKA (1/5/17)
CAREER: 34 AT NEBRASKA (1/5/17)

FIELD GOALS MADE

SEASON: 5 VS. NORTHERN IOWA (12/17/16)
CAREER: 8 VS. TENNESSEE TECH (12/22/15)

FIELD GOALS ATTEMPTED

SEASON: 11 VS. NORTHERN IOWA (12/17/16)
CAREER: 13 VS. VILLANOVA (3/20/16)

3-POINT FIELD GOALS MADE

SEASON: 3, 2X, LAST VS. MICHIGAN (1/1/17)
CAREER: 4 VS. UMKC (12/5/15)

3-POINT FIELD GOALS ATTEMPTED

SEASON: 7 VS. NORTHERN IOWA (12/17/16)
CAREER: 5, 4X, LAST VS. OMAHA (12/3/16)

FREE THROWS MADE

SEASON: 6 VS. IOWA STATE (12/8/16)
CAREER: 6 VS. IOWA STATE (12/8/16)

FREE THROWS ATTEMPTED

SEASON: 7 VS. IOWA STATE (12/8/16)
CAREER: 7 VS. IOWA STATE (12/8/16)

- Only Division I player this season with 30 steals, 30 blocked shots, and 20 3-pointers made
- Started last two games in Jok's absence, averaging 2.5 blocks, 6.5 rebounds, 2.0 steals, and 4.5 points
- Ranks sixth in the Big Ten in steals (1.4), eighth in blocked shots (1.4), and is 12th in rebounding (6.2)
- Has made at least one 3-pointer in 15-of-23 games this season
- Controlled 10 or more rebounds four times this season
- Led team in rebounds (7), points (12), and blocked shots (2) in Iowa's last road game at Illinois (Jan. 25)
- Credited with three or more steals a team-best six times this year
- Matched a personal best with six blocks to go along with a team-best 11 rebounds at Nebraska on Jan. 5
- Tallied a season-best 12 points in win over Michigan on New Year's Day
- Posted first career double-double versus Northern Iowa (11 points, 11 rebounds) on Dec. 17
- Grabbed 12 rebounds at Notre Dame; the 12 boards are the most by a Hawkeye in a game this year
- Recorded a career-best six assists to go along with 9 points, 2 blocks, 2 steals, and 2 boards vs. Savannah State
- Non-scholarship athlete his first two years on campus before earning a scholarship after the 2015-16 season
- Represented Iowa on USA East Coast All-Stars overseas in August; averaged 8.8 pts and 8.3 rbs in four games

PRODUCTION TRACKER

	Season	Career
Scored 10+ Points:	5	10
Scored 15+ Points:	0	2
Scored 20+ Points:	0	0
Had 5+ Assists:	2	2
Had 3+ Blocks:	4	5
Had 3+ Steals:	6	6
Made 3+ 3-Pointers:	2	5
Led Team in Scoring:	1	1
Led Team in Rebounding:	9	9
Led Team in Assists:	1	1
Led Team in Steals:	7	7
Led Team in Blocks:	12	18
Double-Double:	1	1



CAREER STATS

YEAR	G/GS	FG-A	PCT	3-PT	PCT	FT-A	PCT	RB	AVG	PF-FO	AS	TO	BK	ST	PTS	AVG
Fresh.	33/0	61-123	.496	26-66	.394	10-15	.667	85	2.6	49-0	17	17	19	23	158	4.8
Soph.	23/10	54-127	.425	22-68	.324	24-37	.649	142	6.2	53-1	45	18	32	33	154	6.7
TOTALS	56/10	115-250	.460	48-134	.358	34-52	.654	227	4.1	102-1	62	35	51	56	312	5.6

3 JORDAN BOHANNON

Freshman • Guard • 6-0 • 182
Marion, Iowa • Linn-Mar HS



2016-17 GAME-BY-GAME STATS

Opponent	Date	gs	min	Total		3-Pointers		Free throws		Rebounds				pts	avg						
				fg-fga	pct	3fg-fga	pct	ft-fa	pct	off	def	tot	avg			pf	a	t/o	blk	stl	
KENNESAW STATE	11/11/16		21	2-4	.500	2-4	.500	0-0	.000	0	0	0	0	0	2	2	0	0	6	6.0	
SAVANNAH STATE	11/13/16		21	2-8	.250	2-6	.333	0-0	.000	0	2	2	1.0	1	7	1	0	0	6	6.0	
SETON HALL	11/17/16		19	0-2	.000	0-1	.000	3-4	.750	0	3	3	1.7	2	4	3	0	1	3	5.0	
UT RIO GRANDE VALLEY	11/20/16		24	1-7	.143	1-6	.167	2-2	1.000	0	2	2	1.8	0	6	2	0	1	5	5.0	
vs Virginia	11/25/16		23	2-8	.250	2-6	.333	0-0	.000	1	3	4	2.2	1	0	3	0	0	6	5.2	
vs Memphis	11/26/16		24	2-8	.250	1-4	.250	0-0	.000	0	0	0	1.8	3	6	4	0	2	5	5.2	
at Notre Dame	11/29/16	*	32	7-18	.389	7-15	.467	2-2	1.000	1	1	2	1.9	3	7	1	0	0	23	7.7	
OMAHA	12/03/16	*	35	7-14	.500	6-12	.500	0-0	.000	0	3	3	2.0	3	6	4	0	0	20	9.3	
STETSON	12/05/16	*	26	1-9	.111	0-3	.000	0-0	.000	0	1	1	1.9	1	5	2	0	1	2	8.4	
IOWA STATE	12/08/16	*	30	2-8	.250	2-6	.333	2-2	1.000	0	5	5	2.2	1	4	3	0	0	8	8.4	
vs Northern Iowa	12/17/16	*	31	2-7	.286	2-5	.400	0-0	.000	0	4	4	2.4	1	6	2	0	0	6	8.2	
NORTH DAKOTA	12/20/16	*	34	5-9	.556	2-4	.500	6-8	.750	0	3	3	2.4	1	3	3	0	0	18	9.0	
DELAWARE STATE	12/22/16	*	20	2-5	.400	1-2	.500	0-0	.000	0	1	1	2.3	0	5	2	0	1	5	8.7	
at Purdue	12/28/16	*	23	2-8	.250	0-4	.000	2-2	1.000	0	1	1	2.2	0	4	0	0	1	6	8.5	
MICHIGAN	01/01/17	*	31	6-8	.750	3-5	.600	2-2	1.000	1	3	4	2.3	2	6	0	0	0	17	9.1	
at Nebraska	01/05/17	*	40	2-10	.200	2-7	.286	0-0	.000	2	3	5	2.5	1	3	3	1	0	6	8.9	
RUTGERS	01/08/17	*	29	2-5	.400	0-2	.000	4-4	1.000	0	1	1	2.4	2	8	4	0	1	8	8.8	
PURDUE	01/12/17	*	36	4-7	.571	2-3	.667	2-2	1.000	0	1	1	2.3	3	9	1	0	1	12	9.0	
at Northwestern	01/15/17	*	31	2-7	.286	2-6	.333	0-0	.000	0	3	3	2.4	0	2	3	0	0	6	8.8	
MARYLAND	01/19/17	*	38	4-14	.286	3-11	.273	0-0	.000	0	3	3	2.4	2	6	3	0	4	11	9.0	
at Illinois	01/25/17	*	21	1-9	.111	1-7	.143	0-0	.000	1	0	1	2.3	2	4	2	0	1	3	8.7	
OHIO STATE	01/28/17	*	29	4-10	.400	4-10	.400	0-0	.000	1	3	4	2.4	0	1	2	0	2	12	8.8	
at Rutgers	01/31/17	*	26	6-9	.667	5-7	.714	0-0	.000	0	0	0	2.3	0	4	0	0	1	17	9.2	
Totals			17	644	68-194	.351	50-136	.368	25-28	.893	7	46	53	2.3	31	107	50	1	17	211	9.2

SEASON / CAREER STATS

POINTS

SEASON: 23 AT NOTRE DAME (11/29/16)

REBOUNDS

SEASON: 5, 2X, LAST AT NEBRASKA (1/5/17)

ASSISTS

SEASON: 9 VS. PURDUE (1/12/17)

BLOCKS

SEASON: 1 AT NEBRASKA (1/5/17)

STEALS

SEASON: 4 VS. MARYLAND (1/19/17)

MINUTES

SEASON: 40 AT NEBRASKA (1/5/17)

FIELD GOALS MADE

SEASON: 7, 2X, LAST VS. OMAHA (12/3/16)

FIELD GOALS ATTEMPTED

SEASON: 18 AT NOTRE DAME (11/29/16)

3-POINT FIELD GOALS MADE

SEASON: 7 AT NOTRE DAME (11/29/16)

3-POINT FIELD GOALS ATTEMPTED

SEASON: 15 AT NOTRE DAME (11/29/16)

FREE THROWS MADE

SEASON: 3 VS. SETON HALL (11/17/16)

FREE THROWS ATTEMPTED

SEASON: 4 VS. SETON HALL (11/17/16)

- One of two freshmen nationally with 100+ assists and 50+ 3-pointers (UCLA's Lonzo Ball)
- Leads team and ranks fifth in the Big Ten in assists (4.7) and is tied for sixth in 3-pointers made (2.0)
- His 107 assists are sixth most by a Hawkeye freshman in a single-season
- Iowa is 10-3 in games when Bohannon commits two turnovers or less
- Three triples from breaking Iowa's single-season 3-pointers record by a freshman (52 by Matt Gatens in 2009)
- Totaled six points and matched a personal best with five rebounds, playing 40 minutes at Nebraska (Jan. 5)
- Posted 17 points, six assists, and no turnovers in Iowa's win over Michigan on New Year's Day
- Led team with six assists in win over Northern Iowa (Dec. 17) and five dimes against Delaware State (Dec. 22)
- Snagged a personal-best five rebounds to go along with eight points and four assists in win over #25 Iowa State
- Made 13 3-pointers in his first two starts (7 at Notre Dame and 6 vs. Omaha)
- Personal bests in scoring (23), 3-pointers (7), and assists (7) while only turning the ball over once at Notre Dame
- Went 7-of-15 from long distance at Notre Dame; the 15 attempts ties for second most in a game in Iowa history
- Three older brothers all played college basketball: Jason (Wisconsin); Zach (Air Force & Wisconsin); Matt (UNI)
- Father was a quarterback at Iowa under legendary head coach Hayden Fry

PRODUCTION TRACKER

	Season	Career
Scored 10+ Points:	8	8
Scored 15+ Points:	5	5
Scored 20+ Points:	2	2
Had 5+ Assists:	11	11
Had 3+ Blocks:	0	0
Had 3+ Steals:	1	1
Made 3+ 3-Pointers:	6	6
Led Team in Scoring:	2	2
Led Team in Rebounding:	0	0
Led Team in Assists:	16	16
Led Team in Steals:	4	4
Led Team in Blocks:	0	0
Double-Double:	0	0



CAREER STATS

YEAR	G/GS	FG-A	PCT	3-PT	PCT	FT-A	PCT	RB	AVG	PF-FO	AS	TO	BK	ST	PTS	AVG
Fresh.	23/17	68-194	.351	50-136	.368	25-28	.893	53	2.3	31-0	107	50	1	17	211	9.2

5 TYLER COOK

Freshman • Forward • 6-9 • 253
St. Louis, Missouri • Chaminade Prep



2016-17 GAME-BY-GAME STATS

Opponent	Date	gs	min	Total		3-Pointers		Free throws		Rebounds				pf	a	t/o	blk	stl	pts	avg	
				fg-fga	pct	3fg-fga	pct	ft-fa	pct	off	def	tot	avg								
KENNESAW STATE	11/11/16	*	21	1-7	.143	0-1	.000	4-4	1.000	5	5	10	10.0	3	1	4	0	0	6	6.0	
SAVANNAH STATE	11/13/16	*	15	7-9	.778	0-0	.000	0-1	.000	2	2	4	7.0	2	2	1	0	0	14	10.0	
SETON HALL	11/17/16	*	32	9-15	.600	1-3	.333	5-12	.417	1	1	2	5.3	1	1	2	0	1	24	14.7	
UT RIO GRANDE VALLEY	11/20/16	*	24	6-9	.667	0-1	.000	3-4	.750	1	2	3	4.8	1	0	4	0	0	15	14.8	
vs Virginia	11/25/16	*	29	2-6	.333	0-1	.000	2-5	.400	3	3	6	5.0	1	2	4	1	1	6	13.0	
vs Memphis	11/26/16	*	33	6-9	.667	0-0	.000	5-6	.833	3	4	7	5.3	2	2	3	2	1	17	13.7	
at Purdue	12/28/16		22	6-10	.600	0-1	.000	0-0	.000	0	2	2	4.9	4	1	1	0	2	12	13.4	
MICHIGAN	01/01/17	*	31	5-12	.417	0-0	.000	1-3	.333	3	5	8	5.3	1	0	1	0	0	11	13.1	
at Nebraska	01/05/17	*	26	6-8	.750	0-0	.000	2-3	.667	3	4	7	5.4	4	0	2	0	2	14	13.2	
RUTGERS	01/08/17	*	21	1-6	.167	0-0	.000	2-4	.500	0	2	2	5.1	1	0	1	1	1	4	12.3	
PURDUE	01/12/17	*	33	7-10	.700	0-0	.000	2-5	.400	3	3	6	5.2	2	2	2	0	1	16	12.6	
at Northwestern	01/15/17	*	29	3-8	.375	0-0	.000	8-9	.889	0	5	5	5.2	2	1	2	0	1	14	12.8	
MARYLAND	01/19/17	*	20	1-6	.167	0-0	.000	6-8	.750	6	1	7	5.3	3	1	4	0	0	8	12.4	
at Illinois	01/25/17	*	17	2-6	.333	0-0	.000	1-2	.500	2	1	3	5.1	1	1	4	0	0	5	11.9	
OHIO STATE	01/28/17	*	16	5-9	.556	1-1	1.000	2-5	.400	1	0	1	4.9	3	0	2	0	0	13	11.9	
at Rutgers	01/31/17	*	21	4-8	.500	0-0	.000	2-3	.667	0	5	5	4.9	4	2	3	0	3	10	11.8	
Totals			15	390	71-138	.514	2-8	.250	45-74	.608	33	45	78	4.9	35	16	40	4	13	189	11.8

SEASON / CAREER STATS

POINTS

SEASON: 24 vs. SETON HALL (11/17/16)

REBOUNDS

SEASON: 10 vs. KENNESAW STATE (11/11/16)

ASSISTS

SEASON: 2, 5X, AT RUTGERS (1/31/17)

BLOCKS

SEASON: 2 vs. MEMPHIS (11/26/16)

STEALS

SEASON: 3 AT RUTGERS (1/31/17)

MINUTES

SEASON: 33, 2X, LAST vs. PURDUE (1/12/17)

FIELD GOALS MADE

SEASON: 9 vs. SETON HALL (11/17/16)

FIELD GOALS ATTEMPTED

SEASON: 15 vs. SETON HALL (11/17/16)

3-POINT FIELD GOALS MADE

SEASON: 1 vs. SETON HALL (11/17/16)

3-POINT FIELD GOALS ATTEMPTED

SEASON: 3 vs. SETON HALL (11/17/16)

FREE THROWS MADE

SEASON: 8 AT NORTHWESTERN (1/15/17)

FREE THROWS ATTEMPTED

SEASON: 12 vs. SETON HALL (11/17/16)

- Missed seven games after fracturing right index finger in practice at the Emerald Coast Classic (Nov. 24)
- Netted double figures in Iowa's last two games -- wins over Ohio State (13) and Rutgers (10)
- Ranks second on the team in scoring (11.8 ppg) and is fourth in rebounding (4.9)
- Totaled 10 points, five rebounds, two assists, and a personal best three steals in win at Rutgers Tuesday night
- Netted 10 of his 13 points in the second half in Iowa's win over Ohio State on Jan. 28
- Returned to action at #15 Purdue on Dec. 28, scoring 12 points and collecting a personal-best two steals
- His 16 points against #17/19 Purdue on Jan. 12 are the most by the Hawkeye freshman since scoring 17 versus Memphis on Nov. 26; also matched personal bests in assists (2) in home win over #17/19 Purdue
- Posted 14 points, seven rebounds and matched a personal best with two steals at Nebraska on Jan. 5
- Totaled 17 points and a team-best seven rebounds in loss to Memphis
- Became only second player in 20 years to grab 10+ rebounds in Hawkeye debut (Aaron White, 2011)
- Netted a personal-best 24 points, which includes making his first collegiate 3-pointer, versus Seton Hall
- Ranked as the No. 38 player in the 2016 class, according to ESPN
- Played on the same high school team as Duke freshman Jayson Tatum

PRODUCTION TRACKER

	Season	Career
Scored 10+ Points:	11	11
Scored 15+ Points:	4	4
Scored 20+ Points:	1	1
Had 5+ Assists:	0	0
Had 3+ Blocks:	0	0
Had 3+ Steals:	1	1
Made 3+ 3-Pointers:	0	0
Led Team in Scoring:	1	1
Led Team in Rebounding:	6	6
Led Team in Assists:	1	1
Led Team in Steals:	2	2
Led Team in Blocks:	2	2
Double-Double:	0	0



CAREER STATS

YEAR	G/GS	FG-A	PCT	3-PT	PCT	FT-A	PCT	RB	AVG	PF-FO	AS	TO	BK	ST	PTS	AVG
Fresh.	16/15	71-138	.514	2-8	.250	45-74	.608	78	4.9	35-0	16	40	4	13	189	11.8

1 MAISHE DAILEY

Freshman • Guard • 6-6 • 183
Beachwood, Ohio • Beachwood HS



2016-17 GAME-BY-GAME STATS

Opponent	Date	gs	min	Total		3-Pointers		Free throws		Rebounds				pf	a	t/o	blk	stl	pts	avg
				fg-fga	pct	3fg-fga	pct	ft-fa	pct	off	def	tot	avg							
SAVANNAH STATE	11/13/16	13		2-3	.667	2-3	.667	0-2	.000	1	2	3	3.0	2	0	2	1	2	6	6.0
UT RIO GRANDE VALLEY	11/20/16	11		1-4	.250	0-1	.000	0-0	.000	0	3	3	3.0	0	1	0	0	1	2	4.0
vs Virginia	11/25/16	2		0-0	.000	0-0	.000	0-0	.000	0	1	1	2.3	0	0	0	0	0	0	2.7
OMAHA	12/03/16	4		0-0	.000	0-0	.000	0-0	.000	0	0	0	1.8	0	0	0	0	0	0	2.0
STETSON	12/05/16	11		2-3	.667	0-0	.000	1-2	.500	1	3	4	2.2	1	0	0	0	0	5	2.6
vs Northern Iowa	12/17/16	4		0-0	.000	0-0	.000	0-0	.000	0	0	0	1.8	0	0	0	0	0	0	2.2
DELAWARE STATE	12/22/16	21		3-8	.375	2-7	.286	0-0	.000	1	6	7	2.6	0	2	1	0	0	8	3.0
at Purdue	12/28/16	7		1-1	1.000	0-0	.000	0-0	.000	0	0	0	2.3	0	0	0	0	0	2	2.9
at Illinois	01/25/17	6		1-2	.500	0-1	.000	0-0	.000	0	1	1	2.1	0	1	0	0	0	2	2.8
at Rutgers	01/31/17	10		0-1	.000	0-0	.000	2-2	1.000	0	0	0	1.9	2	1	1	0	1	2	2.7
Totals		0	89	10-22	.455	4-12	.333	3-6	.500	3	16	19	1.9	5	5	4	1	4	27	2.7

SEASON / CAREER STATS

POINTS

SEASON: 8 VS. DELAWARE STATE (12/22/16)

REBOUNDS

SEASON: 7 VS. DELAWARE STATE (12/22/16)

ASSISTS

SEASON: 2 VS. DELAWARE STATE (12/22/16)

BLOCKS

SEASON: 1 VS. SAVANNAH STATE (11/13/16)

STEALS

SEASON: 2 VS. SAVANNAH STATE (11/13/16)

MINUTES

SEASON: 21 VS. DELAWARE STATE (12/22/16)

FIELD GOALS MADE

SEASON: 3 VS. DELAWARE STATE (12/22/16)

FIELD GOALS ATTEMPTED

SEASON: 8 VS. DELAWARE STATE (12/22/16)

3-POINT FIELD GOALS MADE

SEASON: 2, 2X, LAST VS. DEL. STATE (12/22/16)

3-POINT FIELD GOALS ATTEMPTED

SEASON: 7 VS. DELAWARE STATE (12/22/16)

FREE THROWS MADE

SEASON: 2 AT RUTGERS (1/31/17)

FREE THROWS ATTEMPTED

SEASON: 2, 3X, LAST AT RUTGERS (1/31/17)

- Seen action in ten games
- Scored two points in each of Iowa's last two road games (Illinois and Rutgers)
- Posted personal bests in points (8), rebounds (7), assists (2), 3-pointers made (2), and minutes (21) in Iowa's last game against Delaware State on Dec. 22
- His seven rebounds against the Hornets on Dec. 22 were a team best along with teammate Dom Uhl
- Played in first collegiate game vs. Savannah State, registering 6 points, 3 rebounds, 2 steals, and 1 blocked shot
- Grabbed four rebounds and netted five points in Iowa's win over Stetson

PRODUCTION TRACKER

	Season	Career
Scored 10+ Points:	0	0
Scored 15+ Points:	0	0
Scored 20+ Points:	0	0
Had 5+ Assists:	0	0
Had 3+ Blocks:	0	0
Had 3+ Steals:	0	0
Made 3+ 3-Pointers:	0	0
Led Team in Scoring:	0	0
Led Team in Rebounding:	1	1
Led Team in Assists:	0	0
Led Team in Steals:	1	1
Led Team in Blocks:	0	0
Double-Double:	0	0



CAREER STATS

YEAR	G/GS	FG-A	PCT	3-PT	PCT	FT-A	PCT	RB	AVG	PF-FO	AS	TO	BK	ST	PTS	AVG
Fresh.	10/0	10-22	.455	4-12	.333	1-4	.250	19	2.1	3-0	5	4	1	4	27	2.7

24 BRADY ELLINGSON

RS-Sophomore • Guard • 6-4 • 193
Menomonee Falls, Wisconsin • Hamilton HS



2016-17 GAME-BY-GAME STATS

Opponent	Date	gs	min	Total		3-Pointers		Free throws		Rebounds				pf	a	t/o	blk	stl	pts	avg
				fg-fga	pct	3fg-fga	pct	ft-fa	pct	off	def	tot	avg							
KENNESAW STATE	11/11/16	15	0-1	.000	0-1	.000	0-0	.000	0	1	1	1.0	3	0	0	0	0	0	0	0.0
SAVANNAH STATE	11/13/16	17	7-9	.778	4-6	.667	5-5	1.000	0	1	1	1.0	1	1	1	0	0	0	23	11.5
SETON HALL	11/17/16	5	1-1	1.000	1-1	1.000	0-0	.000	0	0	0	0.7	3	0	1	0	0	0	3	8.7
UT RIO GRANDE VALLEY	11/20/16	19	4-6	.667	2-3	.667	1-1	1.000	0	0	0	0.5	1	1	0	0	1	11	9.3	
vs Virginia	11/25/16	8	0-1	.000	0-1	.000	0-0	.000	0	0	0	0.4	2	0	0	0	0	0	7.4	
vs Memphis	11/26/16	16	1-1	1.000	1-1	1.000	0-0	.000	0	3	3	0.8	0	1	0	0	0	3	6.7	
at Notre Dame	11/29/16	19	2-3	.667	1-2	.500	0-0	.000	0	0	0	0.7	1	0	0	0	1	5	6.4	
OMAHA	12/03/16	19	1-4	.250	1-2	.500	0-0	.000	1	0	1	0.8	1	1	0	0	0	3	6.0	
STETSON	12/05/16	12	1-4	.250	0-2	.000	0-0	.000	0	1	1	0.8	1	0	0	0	0	2	5.6	
IOWA STATE	12/08/16	12	1-1	1.000	1-1	1.000	0-0	.000	0	2	2	0.9	0	1	0	0	0	3	5.3	
vs Northern Iowa	12/17/16	11	0-0	.000	0-0	.000	2-2	1.000	0	0	0	0.8	1	0	2	0	1	2	5.0	
NORTH DAKOTA	12/20/16	18	4-5	.800	0-0	.000	2-2	1.000	0	1	1	0.8	1	1	0	0	0	10	5.4	
DELAWARE STATE	12/22/16	18	2-3	.667	2-2	1.000	2-2	1.000	0	1	1	0.8	2	0	1	0	0	8	5.6	
at Purdue	12/28/16	17	3-4	.750	3-3	1.000	2-2	1.000	0	1	1	0.9	2	2	1	0	0	11	6.0	
MICHIGAN	01/01/17	15	2-4	.500	0-1	.000	2-2	1.000	0	1	1	0.9	1	0	0	0	0	6	6.0	
at Nebraska	01/05/17	17	0-3	.000	0-2	.000	0-0	.000	0	2	2	0.9	0	2	1	0	1	0	5.6	
RUTGERS	01/08/17	8	0-1	.000	0-1	.000	0-0	.000	0	2	2	1.0	0	1	0	0	0	0	5.3	
PURDUE	01/12/17	5	0-1	.000	0-1	.000	0-0	.000	0	0	0	0.9	0	0	0	0	0	0	5.0	
at Northwestern	01/15/17	19	0-4	.000	0-3	.000	2-2	1.000	0	0	0	0.9	1	2	0	0	1	2	4.8	
MARYLAND	01/19/17	12	1-3	.333	1-1	1.000	0-0	.000	1	0	1	0.9	0	0	0	0	0	3	4.8	
at Illinois	01/25/17	8	0-0	.000	0-0	.000	0-0	.000	0	1	1	0.9	1	2	0	0	0	0	4.5	
OHIO STATE	01/28/17	25	6-9	.667	5-7	.714	0-0	.000	0	4	4	1.0	0	3	0	0	1	17	5.1	
at Rutgers	01/31/17	24	2-4	.500	2-3	.667	0-0	.000	2	0	2	1.1	1	5	0	0	0	6	5.1	
Totals		0	339	38-72	.528	24-44	.545	18-18	1.000	4	21	25	1.1	23	23	7	0	6	118	5.1

SEASON / CAREER STATS

POINTS

SEASON: 23 VS. SAVANNAH STATE (11/13/16)
CAREER: 23 VS. SAVANNAH STATE (11/13/16)

REBOUNDS

SEASON: 4 VS. OHIO STATE (1/28/17)
CAREER: 4 VS. OHIO STATE (1/28/17)

ASSISTS

SEASON: 5 AT RUTGERS (1/31/17)
CAREER: 5 AT RUTGERS (1/31/17)

BLOCKS

SEASON: ---
CAREER: ---

STEALS

SEASON: 1, 6X, LAST VS. OHIO STATE (1/28/17)
CAREER: 1, 12X, LAST VS. OHIO STATE (1/28/17)

MINUTES

SEASON: 25 VS. OHIO STATE (1/28/17)
CAREER: 25 VS. OHIO STATE (1/28/17)

FIELD GOALS MADE

SEASON: 7 VS. SAVANNAH STATE (11/13/16)
CAREER: 7, 2X, LAST VS. SAVANNAH ST (11/13/16)

FIELD GOALS ATTEMPTED

SEASON: 9 VS. OHIO STATE (1/28/17)
CAREER: 9 VS. OHIO STATE (1/28/17)

3-POINT FIELD GOALS MADE

SEASON: 5 VS. OHIO STATE (1/28/17)
CAREER: 5 VS. OHIO STATE (1/28/17)

3-POINT FIELD GOALS ATTEMPTED

SEASON: 7 VS. OHIO STATE (1/28/17)
SEASON: 7 VS. OHIO STATE (1/28/17)

FREE THROWS MADE

SEASON: 5 VS. SAVANNAH STATE (11/13/16)
CAREER: 5, 2X, LAST VS. SAVANNAH ST (11/13/16)

FREE THROWS ATTEMPTED

SEASON: 5 VS. SAVANNAH STATE (11/13/16)
CAREER: 6 VS. COPPIN STATE (11/15/15)

- Netted double figures five times this season after reaching double digits just once a year ago
- Ranks first in the Big Ten in 3-point accuracy (.545, 24-of-44); made 7-of-10 (.700) the last two contests
- Posted career bests in rebounds (4), 3-pointers made (5), steals (1), minutes (25), and field goals attempted in win over Ohio State on Jan. 28
- Made at least one triple 12 times this year, including making six straight treys between Dec. 8-Dec. 28
- Made all 18 of his free throw attempts this season
- Scored eight points, making both 3-point attempts and both free throw attempts in win over Delaware State
- Netted 21 of his career-high 23 points in the first half against Savannah State; was 7-of-9 from the field, including 4-of-6 from 3-point range, and 5-of-5 from the foul line
- Scored 20+ points twice in his career (Coppin State in 2015 and Savannah State in 2016)

PRODUCTION TRACKER

	Season	Career
Scored 10+ Points:	5	6
Scored 15+ Points:	2	3
Scored 20+ Points:	1	2
Had 5+ Assists:	1	1
Had 3+ Blocks:	0	0
Had 3+ Steals:	0	0
Made 3+ 3-Pointers:	3	4
Led Team in Scoring:	2	3
Led Team in Rebounding:	0	0
Led Team in Assists:	1	1
Led Team in Steals:	1	1
Led Team in Blocks:	0	0
Double-Double:	0	0



CAREER STATS

YEAR	G/GS	FG-A	PCT	3-PT	PCT	FT-A	PCT	RB	AVG	PF-FO	AS	TO	BK	ST	PTS	AVG
Fresh.	7/0	4-8	.500	4-6	.667	1-2	.500	0	0.0	1-0	4	1	0	1	13	1.9
RS-Fresh.	27/0	28-61	.459	12-44	.273	7-10	.700	18	0.7	21-0	12	11	0	5	75	2.9
Soph.	23/0	38-72	.528	24-44	.545	18-18	1.000	25	1.1	23-0	23	7	0	6	118	5.1
TOTALS	57/0	70-141	.496	40-94	.426	26-30	.867	43	0.8	44-0	39	19	0	12	206	3.6

14 PETER JOK

Senior • Guard • 6-6 • 205
West Des Moines, Iowa • Valley HS



2016-17 GAME-BY-GAME STATS

Opponent	Date	gs	min	Total		3-Pointers		Free throws		Rebounds				pf	a	t/o	blk	stl	pts	avg	
				fg-fga	pct	3fg-fga	pct	ft-fa	pct	off	def	tot	avg								
KENNESAW STATE	11/11/16	*	26	11-19	.579	3-8	.375	2-2	1.000	0	4	4	4.0	1	3	2	0	2	27	27.0	
SAVANNAH STATE	11/13/16	*	23	5-15	.333	3-10	.300	0-0	.000	3	3	6	5.0	0	3	1	0	0	13	20.0	
SETON HALL	11/17/16	*	36	11-21	.524	2-8	.250	6-6	1.000	2	9	11	7.0	2	4	1	0	2	30	23.3	
UT RIO GRANDE VALLEY	11/20/16	*	19	9-13	.692	5-8	.625	4-4	1.000	1	0	1	5.5	1	0	2	0	2	27	24.3	
vs Virginia	11/25/16	*	27	5-14	.357	3-8	.375	0-0	.000	0	1	1	4.6	2	2	1	0	0	13	22.0	
vs Memphis	11/26/16	*	36	11-16	.688	8-11	.727	12-12	1.000	1	5	6	4.8	1	0	5	0	1	42	25.3	
at Notre Dame	11/29/16	*	36	4-20	.200	2-11	.182	5-7	.714	1	5	6	5.0	3	1	2	0	2	15	23.9	
OMAHA	12/03/16	*	37	8-21	.381	5-10	.500	12-12	1.000	1	9	10	5.6	3	1	3	0	0	33	25.0	
STETSON	12/05/16	*	25	4-13	.308	1-7	.143	6-8	.750	1	7	8	5.9	1	7	0	0	0	15	23.9	
IOWA STATE	12/08/16	*	35	9-17	.529	4-7	.571	1-2	.500	0	9	9	6.2	3	3	4	0	2	23	23.8	
vs Northern Iowa	12/17/16	*	29	9-15	.600	3-3	1.000	0-0	.000	1	7	8	6.4	2	0	1	0	0	21	23.5	
NORTH DAKOTA	12/20/16	*	32	4-15	.267	0-3	.000	10-10	1.000	1	7	8	6.5	4	4	1	0	1	18	23.1	
DELAWARE STATE	12/22/16	*	15	5-11	.455	3-6	.500	4-4	1.000	0	2	2	6.2	1	1	0	0	3	17	22.6	
at Purdue	12/28/16	*	22	4-15	.267	1-7	.143	4-4	1.000	0	6	6	6.1	2	2	3	0	2	13	21.9	
MICHIGAN	01/01/17	*	34	9-18	.500	4-7	.571	3-4	.750	1	4	5	6.1	3	3	3	0	0	25	22.1	
at Nebraska	01/05/17	*	41	12-24	.500	5-11	.455	5-6	.833	1	5	6	6.1	5	1	5	0	0	34	22.9	
RUTGERS	01/08/17	*	30	7-18	.389	2-10	.200	2-2	1.000	1	10	11	6.4	2	2	3	0	2	18	22.6	
PURDUE	01/12/17	*	35	11-19	.579	4-7	.571	3-4	.750	1	5	6	6.3	2	8	3	1	1	29	22.9	
at Northwestern	01/15/17	*	21	2-9	.222	0-4	.000	0-0	.000	1	2	3	6.2	2	0	1	0	0	4	21.9	
MARYLAND	01/19/17	*	31	4-12	.333	2-8	.250	4-4	1.000	1	3	4	6.1	2	3	3	0	4	14	21.6	
at Illinois	01/25/17	*	32	3-9	.333	1-5	.200	3-3	1.000	2	0	2	5.9	1	1	4	0	0	10	21.0	
Totals			21	622	147-334	.440	61-159	.384	86-94	.915	20	103	123	5.9	43	49	48	1	24	441	21.0

SEASON / CAREER STATS

POINTS

SEASON: 42 VS. MEMPHIS (11/26/16)
CAREER: 42 VS. MEMPHIS (11/26/16)

REBOUNDS

SEASON: 11, 2X, LAST VS. RUTGERS (1/8/17)
CAREER: 11, 2X, LAST VS. RUTGERS (1/8/17)

ASSISTS

SEASON: 8 VS. PURDUE (1/12/17)
CAREER: 8 VS. PURDUE (1/12/17)

BLOCKS

SEASON: 1 VS. PURDUE (1/12/17)
CAREER: 1, 9X, LAST VS. PURDUE (1/12/17)

STEALS

SEASON: 4 VS. MARYLAND (1/19/17)
CAREER: 4, 2X, LAST VS. MARYLAND (1/19/17)

MINUTES

SEASON: 41 AT NEBRASKA (1/5/17)
CAREER: 41 AT NEBRASKA (1/5/17)

FIELD GOALS MADE

SEASON: 12 AT NEBRASKA (1/5/17)
CAREER: 12 AT NEBRASKA (1/5/17)

FIELD GOALS ATTEMPTED

SEASON: 24 AT NEBRASKA (1/5/17)
CAREER: 24 AT NEBRASKA (1/5/17)

3-POINT FIELD GOALS MADE

SEASON: 8 VS. MEMPHIS (11/26/16)
CAREER: 8 VS. MEMPHIS (11/26/16)

3-POINT FIELD GOALS ATTEMPTED

SEASON: 11, 3X, LAST AT NEBRASKA (1/5/17)
CAREER: 11, 4X, LAST AT NEBRASKA (1/5/17)

FREE THROWS MADE

SEASON: 12, 2X, LAST VS. OMAHA (12/3/16)
CAREER: 12, 2X, LAST VS. OMAHA (12/3/16)

FREE THROWS ATTEMPTED

SEASON: 12, 2X, LAST VS. OMAHA (12/3/16)
CAREER: 12, 3X, LAST VS. OMAHA (12/3/16)

- Did not play in Iowa's last two games versus Ohio State and Rutgers (back)
- Scored 25 points or more eight times this season, a total that ties for 11th nationally
- Ranks first in the Big Ten in scoring (21.0) and free throw accuracy (.915); second in 3-pointers per game (2.9)
- Ranks 18th nationally in scoring - third among players from Power 5 conferences - averaging 21.0 points
- Last Big Ten player to average 21 points or more in a season was Minnesota's Kris Humphries in 2003-04
- Two-time Big Ten Player of the Week as a senior (Nov. 21 and Dec. 12)
- First Big Ten player with four 30-point games before February since Michigan's Louis Bullock in 1998-99
- Three double-doubles this season: Seton Hall (30 pts, 11 rbs), Omaha (33 pts, 10 rbs), Rutgers (18 pts, 11 rbs)
- 12-of-12 FT twice this season (Memphis and Omaha) and 10-of-10 FT once (North Dakota)
- Posted career highs in scoring (42), 3-pointers made (8), and FT made (12) vs. Memphis; the 42 points are the most by a Hawkeye player in 40 years and ties Bruce King (1976) for fourth most in a single-game in Iowa history
- One of four players nationally to post at least 42 points and six rebounds in a game this season
- Totaled 30 points and 11 rebounds against Seton Hall joining Reggie Evans (twice) and Aaron Fuller as the only Hawkeyes to post 30+ points and 10+ rebounds in a single-game the last 20 years
- Named to the preseason All-Big Ten first team, while also being named to the Jerry West Shooting Guard of the Year Award, Naismith Trophy, and John Wooden watch lists, and candidate for the Senior CLASS Award

PRODUCTION TRACKER

	Season	Career
Scored 10+ Points:	20	64
Scored 15+ Points:	15	34
Scored 20+ Points:	10	21
Had 5+ Assists:	2	2
Had 3+ Blocks:	0	0
Had 3+ Steals:	2	9
Made 3+ 3-Pointers:	12	32
Led Team in Scoring:	14	26
Led Team in Rebounding:	5	10
Led Team in Assists:	4	8
Led Team in Steals:	3	20
Led Team in Blocks:	1	3
Double-Double:	3	3



CAREER STATS

YEAR	G/GS	FG-A	PCT	3-PT	PCT	FT-A	PCT	RB	AVG	PF-FO	AS	TO	BK	ST	PTS	AVG
Fresh.	27/0	38-95	.400	16-46	.348	27-34	.794	25	0.9	18-0	19	13	3	9	119	4.4
Soph.	34/21	83-232	.358	36-105	.343	37-41	.902	88	2.6	63-1	44	43	4	19	239	7.0
Junior	32/32	167-385	.434	78-192	.406	91-107	.850	106	3.4	74-1	46	45	1	40	503	16.2
Senior	21/21	147-334	.440	61-159	.384	86-94	.915	123	5.9	43-1	49	48	1	24	441	21.0
TOTALS	113/73	439-1058	.415	193-509	.379	242-277	.874	348	3.1	200-3	158	150	9	92	1,313	11.5

23 DALE JONES

Senior • Forward • 6-7 • 227
 Waterloo, Iowa • Waterloo West HS • Tyler JC (Texas)



2016-17 GAME-BY-GAME STATS

Opponent	Date	gs	min	Total		3-Pointers		Free throws		Rebounds				pf	a	t/o	blk	stl	pts	avg
				fg-fga	pct	3fg-fga	pct	ft-fa	pct	off	def	tot	avg							
SETON HALL	11/17/16	2		0-1	.000	0-0	.000	0-0	.000	0	1	1	1.0	1	1	1	0	0	0	0.0
MARYLAND	01/19/17	4		0-2	.000	0-2	.000	0-0	.000	0	2	2	1.5	0	0	0	0	0	0.0	
at Illinois	01/25/17	0		0-0	.000	0-0	.000	0-0	.000	0	0	0	1.0	0	0	0	0	0	0.0	
Totals		0	6	0-3	.000	0-2	.000	0-0	.000	0	3	3	1.0	1	1	1	0	0	0.0	

SEASON / CAREER STATS

POINTS

SEASON: ---

CAREER: 16 vs. COPPIN STATE (11/15/15)

REBOUNDS

SEASON: 2 vs. MARYLAND (1/19/17)

CAREER: 7 vs. COPPIN STATE (11/15/15)

ASSISTS

SEASON: 1 vs. SETON HALL (11/17/16)

CAREER: 2 vs. COPPIN STATE (11/15/15)

BLOCKS

SEASON: ---

CAREER: 1, 2x, LAST vs. DAYTON (11/26/15)

STEALS

SEASON: ---

CAREER: 1 vs. DAYTON (11/26/15)

MINUTES

SEASON: 4 vs. MARYLAND (1/19/17)

CAREER: 22 vs. COPPIN STATE (11/15/15)

FIELD GOALS MADE

SEASON: ---

CAREER: 6 vs. COPPIN STATE (11/15/15)

FIELD GOALS ATTEMPTED

SEASON: 2 vs. MARYLAND (1/19/17)

CAREER: 9 vs. COPPIN STATE (11/15/15)

3-POINT FIELD GOALS MADE

SEASON: ---

CAREER: 4 vs. COPPIN STATE (11/15/15)

3-POINT FIELD GOALS ATTEMPTED

SEASON: 2 vs. MARYLAND (1/19/17)

CAREER: 6 vs. COPPIN STATE (11/15/15)

FREE THROWS MADE

SEASON: ---

CAREER: ---

FREE THROWS ATTEMPTED

SEASON: ---

CAREER: ---

- Suffered a fractured wrist first game played of the season against Seton Hall contest (Nov. 17)
- Returned to action against #25 Maryland (Jan. 19) after missing the last 16 games due to injury
- Had two shot attempts in four minutes of action versus #25 Maryland on Jan. 19
- Played two minutes in his season debut against Seton Hall, registering one assist
- Saw action in six games prior to suffering a season-ending knee injury in practice on Dec. 1, 2015
- Spent first three years of college at Tyler JC in Texas (medical redshirt in 2014)

PRODUCTION TRACKER

	Season	Career
Scored 10+ Points:	0	1
Scored 15+ Points:	0	1
Scored 20+ Points:	0	0
Had 5+ Assists:	0	0
Had 3+ Blocks:	0	0
Had 3+ Steals:	0	0
Made 3+ 3-Pointers:	0	1
Led Team in Scoring:	0	0
Led Team in Rebounding:	0	0
Led Team in Assists:	0	0
Led Team in Steals:	0	0
Led Team in Blocks:	0	0
Double-Double:	0	0



CAREER STATS

YEAR	G/GS	FG-A	PCT	3-PT	PCT	FT-A	PCT	RB	AVG	PF-FO	AS	TO	BK	ST	PTS	AVG
Junior	6/0	12-30	.400	9-20	.450	0-0	.000	18	3.0	11-0	3	4	2	1	33	5.5
Senior	3/0	0-2	.000	0-2	.000	0-0	.000	3	1.0	1-0	1	1	0	0	0	0.0
TOTALS	9/0	12-33	.364	9-22	.409	0-0	.000	21	2.3	12-0	4	5	2	1	33	3.7

15 RYAN KRIENER

Freshman • Forward • 6-9 • 247
Spirit Lake, Iowa • Spirit Lake HS



2016-17 GAME-BY-GAME STATS

Opponent	Date	gs	min	Total		3-Pointers		Free throws		Rebounds				pf	a	t/o	blk	stl	pts	avg
				fg-fga	pct	3fg-fga	pct	ft-fa	pct	off	def	tot	avg							
KENNESAW STATE	11/11/16	9	2-3	.667	0-1	.000	2-2	1.000	0	3	3	3.0	1	0	1	0	1	6	6.0	
SAVANNAH STATE	11/13/16	10	3-6	.500	0-0	.000	2-2	1.000	2	3	5	4.0	2	1	3	0	0	8	7.0	
UT RIO GRANDE VALLEY	11/20/16	13	1-2	.500	0-0	.000	1-3	.333	1	4	5	4.3	2	2	1	3	0	3	5.7	
vs Virginia	11/25/16	5	0-1	.000	0-1	.000	0-0	.000	0	0	0	3.3	0	0	0	0	0	0	4.3	
at Notre Dame	11/29/16	2	0-1	.000	0-0	.000	0-0	.000	0	0	0	2.6	2	0	1	0	1	0	3.4	
OMAHA	12/03/16	3	0-1	.000	0-0	.000	0-0	.000	1	1	2	2.5	0	0	0	0	0	0	2.8	
STETSON	12/05/16	6	1-1	1.000	0-0	.000	0-0	.000	1	2	3	2.6	1	0	1	0	1	0	2.7	
vs Northern Iowa	12/17/16	4	1-2	.500	0-0	.000	0-0	.000	1	1	2	2.5	1	0	0	0	0	0	2.6	
NORTH DAKOTA	12/20/16	2	1-1	1.000	0-0	.000	0-0	.000	0	0	0	2.2	0	0	0	0	1	2	2.6	
DELAWARE STATE	12/22/16	14	2-2	1.000	0-0	.000	1-3	.333	1	5	6	2.6	3	0	1	0	0	0	5.2.8	
at Purdue	12/28/16	8	1-2	.500	0-0	.000	0-0	.000	0	2	2	2.5	0	0	0	0	0	0	2.7	
PURDUE	01/12/17	8	3-4	.750	0-0	.000	0-0	.000	0	2	2	2.5	2	0	0	0	0	0	3.0	
at Northwestern	01/15/17	22	6-7	.857	1-2	.500	1-2	.500	2	0	2	2.5	1	0	1	0	0	0	14.3.8	
MARYLAND	01/19/17	15	2-6	.333	0-0	.000	0-0	.000	2	4	6	2.7	4	1	2	0	1	4	3.9	
at Illinois	01/25/17	11	2-6	.333	0-1	.000	0-0	.000	0	3	3	2.7	3	0	0	0	0	0	4.3.9	
OHIO STATE	01/28/17	21	6-7	.857	0-0	.000	2-2	1.000	2	5	7	3.0	3	2	0	1	0	14	4.5	
at Rutgers	01/31/17	7	0-1	.000	0-0	.000	0-0	.000	0	2	2	2.9	4	1	1	0	0	0	4.2	
Totals		0	160	31-53	.585	1-5	.200	9-14	.643	13	37	50	2.9	29	7	11	5	4	72	4.2

SEASON / CAREER STATS

POINTS

SEASON: 14, 2X, LAST VS. OHIO STATE (1/28/17)

REBOUNDS

SEASON: 7 VS. OHIO STATE (1/28/17)

ASSISTS

SEASON: 2, 2X, LAST VS. OHIO STATE (1/28/17)

BLOCKS

SEASON: 3 VS. UTRGV (11/20/16)

STEALS

SEASON: 1, 2X, LAST AT NOTRE DAME (11/29/16)

MINUTES

SEASON: 22 AT NORTHWESTERN (1/15/17)

FIELD GOALS MADE

SEASON: 6, 2X, LAST VS. OHIO STATE (1/28/17)

FIELD GOALS ATTEMPTED

SEASON: 7, 2X, LAST VS. OHIO STATE (1/28/17)

3-POINT FIELD GOALS MADE

SEASON: 1 AT NORTHWESTERN (1/15/17)

3-POINT FIELD GOALS ATTEMPTED

SEASON: 2 AT NORTHWESTERN (1/15/17)

FREE THROWS MADE

SEASON: 2, 3X, LAST VS. OHIO STATE (1/28/17)

FREE THROWS ATTEMPTED

SEASON: 3, 2X, LAST VS. DEL. STATE (12/22/16)

- Scored a personal-best 14 points in two of Iowa's last five games (Northwestern, Ohio State)
- Tied a personal best with 14 points on 6-of-7 shooting from the field and 2-of-2 from the free throw line and had seven rebounds, two assists, and a block in win over Ohio State on Jan. 28
- Equaled a personal best with six rebounds in last game against #25 Maryland
- Posted personal bests in scoring (14), minutes (22) and 3-pointers made (1) in loss at Northwestern
- Played key role in win over #17/19 Purdue (6 points & 2 rebounds in 8 second-half minutes)
- Grabbed five or more rebounds three times (Savannah State, UT Rio Grande Valley, Delaware State)
- Posted a personal best with six rebounds and also netted five points in triumph over Delaware State
- Blocked a personal-best three shots in only 13 minutes of action versus UT Rio Grande Valley (Nov. 20)
- Posted six points, three rebounds, and one steal in season opening win over Kennesaw State (Nov. 11)
- Played on the same AAU squad as classmates Cordell Pems and Jordan Bohannon
- Amassed 1,320 points and 550 rebounds at Spirit Lake High School
- Father (basketball) and mother (cheerleader) both attended Mankato State University

PRODUCTION TRACKER

	Season	Career
Scored 10+ Points:	2	2
Scored 15+ Points:	0	0
Scored 20+ Points:	0	0
Had 5+ Assists:	0	0
Had 3+ Blocks:	1	1
Had 3+ Steals:	0	0
Made 3+ 3-Pointers:	0	0
Led Team in Scoring:	1	1
Led Team in Rebounding:	0	0
Led Team in Assists:	0	0
Led Team in Steals:	0	0
Led Team in Blocks:	1	1
Double-Double:	0	0



CAREER STATS

YEAR	G/GS	FG-A	PCT	3-PT	PCT	FT-A	PCT	RB	AVG	PF-FO	AS	TO	BK	ST	PTS	AVG
Fresh.	17/0	31-53	.585	1-5	.200	9-14	.643	50	2.9	29-0	7	11	5	4	72	4.2

4 ISAIAH MOSS

RS-Freshman • Guard • 6-5 • 205
Chicago, Illinois • Simeon HS



2016-17 GAME-BY-GAME STATS

Opponent	Date	gs	min	Total		3-Pointers		Free throws		Rebounds				pts	avg					
				fg-fga	pct	3fg-fga	pct	ft-fa	pct	off	def	tot	avg			pf	a	t/o	blk	stl
KENNESAW STATE	11/11/16	4	1-2	.500	0-0	.000	0-0	.000	0	0	0	0	0	0	1	1	0	2	2.0	
SAVANNAH STATE	11/13/16	19	3-13	.231	3-9	.333	0-0	.000	0	1	1	0.5	3	1	1	2	1	9	5.5	
SETON HALL	11/17/16	2	0-1	.000	0-0	.000	0-0	.000	0	0	0	0.3	1	0	0	0	0	0	3.7	
UT RIO GRANDE VALLEY	11/20/16	18	5-7	.714	2-4	.500	2-2	1.000	0	2	2	0.8	1	1	2	0	0	14	6.3	
vs Virginia	11/25/16	12	0-3	.000	0-2	.000	0-0	.000	0	1	1	0.8	0	0	1	0	0	0	5.0	
vs Memphis	11/26/16	2	1-2	.500	0-1	.000	0-0	.000	0	0	0	0.7	0	0	0	0	0	2	4.5	
at Notre Dame	11/29/16	* 24	2-4	.500	1-2	.500	0-0	.000	0	2	2	0.9	2	5	0	1	0	5	4.6	
OMAHA	12/03/16	* 12	2-3	.667	1-2	.500	0-1	.000	0	1	1	0.9	5	0	2	1	0	5	4.6	
STETSON	12/05/16	* 32	8-13	.615	5-8	.625	0-0	.000	1	5	6	1.4	2	2	2	0	2	21	6.4	
IOWA STATE	12/08/16	* 31	6-11	.545	1-4	.250	1-2	.500	2	2	4	1.7	1	1	1	1	1	14	7.2	
vs Northern Iowa	12/17/16	* 15	2-6	.333	0-2	.000	3-3	1.000	0	1	1	1.6	3	1	0	0	0	7	7.2	
NORTH DAKOTA	12/20/16	* 26	3-6	.500	1-1	1.000	2-2	1.000	0	3	3	1.8	0	2	0	0	1	9	7.3	
DELAWARE STATE	12/22/16	* 16	3-5	.600	0-2	.000	4-5	.800	0	2	2	1.8	3	0	4	0	1	10	7.5	
at Purdue	12/28/16	* 18	0-4	.000	0-1	.000	0-0	.000	0	0	0	1.6	1	0	2	0	0	0	7.0	
MICHIGAN	01/01/17	* 20	3-4	.750	1-1	1.000	0-0	.000	0	3	3	1.7	1	0	0	0	0	7	7.0	
at Nebraska	01/05/17	* 37	7-15	.467	1-5	.200	2-2	1.000	1	3	4	1.9	3	1	2	1	0	17	7.6	
RUTGERS	01/08/17	* 18	3-4	.750	2-3	.667	0-0	.000	1	1	2	1.9	0	0	2	0	0	8	7.6	
PURDUE	01/12/17	* 16	1-4	.250	0-1	.000	0-0	.000	0	0	0	1.8	1	0	0	0	0	2	7.3	
at Northwestern	01/15/17	* 16	1-4	.250	0-0	.000	0-0	.000	0	0	0	1.7	1	1	3	0	0	2	7.1	
MARYLAND	01/19/17	* 15	3-8	.375	0-3	.000	2-2	1.000	0	1	1	1.7	0	0	0	0	1	8	7.1	
at Illinois	01/25/17	* 6	0-0	.000	0-0	.000	0-0	.000	0	0	0	1.6	0	0	1	0	0	0	6.8	
OHIO STATE	01/28/17	* 19	2-8	.250	0-1	.000	2-3	.667	0	2	2	1.6	3	0	1	0	0	6	6.7	
at Rutgers	01/31/17	* 16	3-7	.429	2-3	.667	3-4	.750	0	1	1	1.6	1	3	1	0	2	11	6.9	
Totals		17	394	59-134	.440	20-55	.364	21-26	.808	5	31	36	1.6	33	18	26	7	9	159	6.9

SEASON / CAREER STATS

POINTS

SEASON: 21 vs. STETSON (12/5/16)

REBOUNDS

SEASON: 6 vs. STETSON (12/5/16)

ASSISTS

SEASON: 5 AT NOTRE DAME (11/29/16)

BLOCKS

SEASON: 2 vs. SAVANNAH STATE (11/13/16)

STEALS

SEASON: 2, 2X, LAST AT RUTGERS (1/31/17)

MINUTES

SEASON: 37 AT NEBRASKA (1/5/17)

FIELD GOALS MADE

SEASON: 8 vs. STETSON (12/5/16)

FIELD GOALS ATTEMPTED

SEASON: 15 AT NEBRASKA (1/5/17)

3-POINT FIELD GOALS MADE

SEASON: 5 vs. STETSON (12/5/16)

3-POINT FIELD GOALS ATTEMPTED

SEASON: 9 vs. SAVANNAH STATE (11/13/16)

FREE THROWS MADE

SEASON: 4 vs. DELAWARE STATE (12/22/16)

FREE THROWS ATTEMPTED

SEASON: 5 vs. DELAWARE (12/22/16)

- Started the last 17 games at guard
- Iowa is 5-1 this season when Moss scores in double figures, with the one loss coming in 2OT (Nebraska)
- Netted 15 of his 17 points in the first half at Nebraska (Jan. 5)
- Shot 50 percent or better from the field 11 times
- Has missed only five free throws (21-of-26, .808)
- Big Ten Freshman of the Week (Dec. 12)
- Averaged 17.5 points, 5 rebounds, 1.5 steals, and 1.5 assists in wins over Stetson and #25 Iowa State
- Netted 14 crucial points and grabbed four boards in Iowa's win over #25 Iowa State
- Posted personal bests in scoring (21), rebounds (6), steals (2), and minutes played (32) in Iowa's win over Stetson

PRODUCTION TRACKER

	Season	Career
Scored 10+ Points:	5	5
Scored 15+ Points:	2	2
Scored 20+ Points:	1	1
Had 5+ Assists:	1	1
Had 3+ Blocks:	0	0
Had 3+ Steals:	0	0
Made 3+ 3-Pointers:	0	0
Led Team in Scoring:	0	0
Led Team in Rebounding:	0	0
Led Team in Assists:	0	0
Led Team in Steals:	1	1
Led Team in Blocks:	3	3
Double-Double:	0	0




CAREER STATS

YEAR	G/GS	FG-A	PCT	3-PT	PCT	FT-A	PCT	RB	AVG	PF-FO	AS	TO	BK	ST	PTS	AVG
Fresh.	23/17	59-134	.440	20-55	.364	21-26	.808	36	1.6	33-1	18	26	7	9	159	6.9

35 CORDELL PEMSL

Freshman • Forward • 6-8 • 249
Dubuque, Iowa • Wahlert HS



2016-17 GAME-BY-GAME STATS

Opponent	Date	gs	min	Total		3-Pointers		Free throws		Rebounds				pts	avg						
				fg-fga	pct	3fg-fga	pct	ft-fa	pct	off	def	tot	avg								
KENNESAW STATE	11/11/16		16	4-7	.571	0-0	.000	2-7	.286	3	3	6	6.0	2	0	2	1	10	10.0		
SAVANNAH STATE	11/13/16		18	7-7	1.000	0-0	.000	4-4	1.000	2	7	9	7.5	1	3	2	0	18	14.0		
SETON HALL	11/17/16		6	1-3	.333	0-1	.000	0-0	.000	1	4	5	6.7	1	0	2	0	2	10.0		
UT RIO GRANDE VALLEY	11/20/16		6	0-1	.000	0-0	.000	1-4	.250	1	0	1	5.3	1	0	1	0	1	7.8		
vs Virginia	11/25/16		17	0-0	.000	0-0	.000	1-3	.333	2	3	5	5.2	1	0	2	1	0	6.4		
vs Memphis	11/26/16		18	3-4	.750	0-0	.000	0-2	.000	0	4	4	5.0	0	0	1	2	0	6.3		
at Notre Dame	11/29/16	*	23	8-9	.889	0-0	.000	2-3	.667	0	2	2	4.6	4	3	1	0	1	8.0		
OMAHA	12/03/16	*	24	6-7	.857	0-0	.000	6-7	.857	1	3	4	4.5	4	2	4	1	1	9.3		
STETSON	12/05/16	*	22	9-11	.818	0-0	.000	3-5	.600	5	3	8	4.9	3	2	0	2	0	10.6		
IOWA STATE	12/08/16	*	28	4-7	.571	0-0	.000	3-5	.600	1	4	5	4.9	3	0	2	1	0	11.0		
vs Northern Iowa	12/17/16	*	18	4-4	1.000	0-0	.000	2-3	.667	0	5	5	4.9	3	0	1	0	1	10.5		
NORTH DAKOTA	12/20/16	*	24	4-7	.571	0-0	.000	1-8	.125	4	7	11	5.4	4	1	1	1	1	9.0		
DELAWARE STATE	12/22/16	*	20	2-3	.667	0-0	.000	4-5	.800	1	2	3	5.2	3	2	2	1	2	8.0		
at Purdue	12/28/16	*	16	4-8	.500	0-0	.000	2-2	1.000	3	1	4	5.1	4	1	3	0	0	10.2		
MICHIGAN	01/01/17	*	31	2-8	.250	0-0	.000	0-0	.000	3	5	8	5.3	2	3	1	2	3	4		
at Nebraska	01/05/17	*	34	3-6	.500	0-0	.000	4-6	.667	1	5	6	5.4	2	1	4	0	0	10		
RUTGERS	01/08/17	*	31	5-8	.625	0-0	.000	3-5	.600	0	2	2	5.2	3	1	2	3	0	13		
PURDUE	01/12/17	*	20	2-5	.400	0-0	.000	0-3	.000	3	5	8	5.3	3	1	1	1	0	4		
at Northwestern	01/15/17	*	13	0-2	.000	0-0	.000	2-4	.500	1	0	1	5.1	0	0	2	0	1	2		
MARYLAND	01/19/17	*	18	4-8	.500	0-0	.000	1-2	.500	1	3	4	5.1	3	0	2	2	1	9		
at Illinois	01/25/17	*	11	3-5	.600	0-0	.000	0-1	.000	3	1	4	5.0	3	0	0	0	0	6		
OHIO STATE	01/28/17	*	15	3-3	1.000	0-0	.000	0-0	.000	0	2	2	4.9	3	5	1	1	0	6		
at Rutgers	01/31/17		19	6-10	.600	0-0	.000	3-5	.600	3	4	7	5.0	1	0	2	1	2	15		
Totals			14	448	84-133	.632	0-1	.000	44-84	.524	39	75	114	5.0	54	25	37	21	14	212	9.2

SEASON / CAREER STATS

POINTS

SEASON: 21 VS. STETSON (12/5/16)

REBOUNDS

SEASON: 11 VS. NORTH DAKOTA (12/20/16)

ASSISTS

SEASON: 5 VS. OHIO STATE (1/28/17)

BLOCKS

SEASON: 3 VS. RUTGERS (1/8/17)

STEALS

SEASON: 3 VS. MICHIGAN (1/1/17)

MINUTES

SEASON: 34 AT NEBRASKA (1/5/17)

FIELD GOALS MADE

SEASON: 9 VS. STETSON (12/5/16)

FIELD GOALS ATTEMPTED

SEASON: 11 VS. STETSON (12/5/16)

3-POINT FIELD GOALS MADE

SEASON: ---

3-POINT FIELD GOALS ATTEMPTED

SEASON: ---

FREE THROWS MADE

SEASON: 6 VS. OMAHA (12/3/16)

FREE THROWS ATTEMPTED

SEASON: 7, 2X, LAST VS. OMAHA (12/3/16)

- Scored in double figures 11 times, including eight times as a starter
- Ranks 22nd nationally in field goal percentage (.632, 84-of-133) and is third on the team in scoring (9.2)
- Posted 15 points, seven rebounds, and two steals in win at Rutgers Tuesday night
- Credited with a personal best five assists to go along with six points in win over Ohio State on Jan. 28
- Blocked a personal-best three shots and scored 13 points in home win over Rutgers on Jan. 5
- Grabbed five or more rebounds 11 times, including a personal-best 11 vs. North Dakota on Dec. 20
- Posted nine points and a team-best 11 rebounds in win over North Dakota on Dec. 20
- Netted a personal-best 21 points and equaled a career high with two blocks in Iowa's win over Stetson
- Netted 18 points on 6-of-7 shooting from both the field and free throw line against Omaha
- Tallied 18 points on 8-of-9 shooting from the field and 2-of-3 from the FT line at Notre Dame (Nov. 29)
- Made every shot in win over Savannah State (7-of-7 FG, 4-of-4 FT), while also grabbing a team-best 9 rebounds
- Played on the same AAU squad as classmates Ryan Kriener and Jordan Bohannon
- Member of two Iowa Class 3A team championships (2014, 2015) and was runner-up in 2016
- Ranks first at Wahlert HS with 1,611 career points, second in rebounding (878), and seventh in assists (184)

PRODUCTION TRACKER

	Season	Career
Scored 10+ Points:	9	9
Scored 15+ Points:	5	5
Scored 20+ Points:	1	1
Had 5+ Assists:	1	1
Had 3+ Blocks:	1	1
Had 3+ Steals:	0	0
Made 3+ 3-Pointers:	0	0
Led Team in Scoring:	2	2
Led Team in Rebounding:	4	4
Led Team in Assists:	0	0
Led Team in Steals:	2	2
Led Team in Blocks:	7	7
Double-Double:	0	0



CAREER STATS

YEAR	G/GS	FG-A	PCT	3-PT	PCT	FT-A	PCT	RB	AVG	PF-FO	AS	TO	BK	ST	PTS	AVG
Fresh.	23/14	84-133	.632	0-1	.000	44-84	.524	114	5.0	54-0	25	37	21	14	212	9.2

11 CHARLIE ROSE

Junior • Guard • 6-4 • 185
Elmhurst, Illinois • York Community



2016-17 GAME-BY-GAME STATS

Opponent	Date	g	min	Total		3-Pointers		Free Throws		Rebounds					pts	avg		
				fg	fg%	3fg	3fg%	ft	ft%	off	def	tot	ast	blk				
KENNESAW STATE	11/11/16	1	0-0	.000	0-0	.000	0-0	.000	0	1	1	1.0	2	0	0	0	0	0.0
SAVANNAH STATE	11/13/16	1	1-2	.500	0-0	.000	0-0	.000	0	0	0	0.5	0	0	0	0	0	1.0
UT RIO GRANDE VALLEY	11/29/16	2	0-0	.000	0-0	.000	0-0	.000	0	0	0	0.0	1	0	0	0	0	0.7
STETSON	12/05/16	2	0-1	.000	0-1	.000	0-0	.000	0	0	0	0.3	0	0	0	0	0	0.5
vs Northern Iowa	12/17/16	1	0-0	.000	0-0	.000	0-0	.000	0	0	0	0.2	0	0	0	0	0	0.4
DELAWARE STATE	12/22/16	1	0-0	.000	0-0	.000	0-0	.000	0	0	0	0.2	0	1	0	0	0	0.3
Totals		0	0-0	.000	0-0	.000	0-0	.000	0	0	0	0.2	0	1	0	0	0	0.3

SEASON / CAREER STATS

POINTS

SEASON: 2 VS. SAVANNAH STATE (11/13/16)
CAREER: 3 VS. NORTH DAKOTA ST (11/17/14)

REBOUNDS

SEASON: 1 VS. KENNESAW STATE (11/11/16)
CAREER: 1 VS. KENNESAW STATE (11/11/16)

ASSISTS

SEASON: 1 VS. DELAWARE STATE (12/22/16)
CAREER: 1, 2X, LAST VS. DEL. STATE (12/22/16)

BLOCKS

SEASON: ---
CAREER: ---

STEALS

SEASON: ---
CAREER: ---

MINUTES

SEASON: 2, 2X, LAST VS. STETSON (12/5/16)
CAREER: 3, 3X, LAST VS. RUTGERS (2/19/15)

FIELD GOALS MADE

SEASON: 1, 2X, LAST VS. SAVANNAH ST (11/13/16)
CAREER: 1, 2X, LAST VS. SAVANNAH ST (11/13/16)

FIELD GOALS ATTEMPTED

SEASON: 2 VS. SAVANNAH STATE (11/13/16)
CAREER: 2 VS. SAVANNAH STATE (11/13/16)

3-POINT FIELD GOALS MADE

SEASON: ---
CAREER: 1 VS. NORTH DAKOTA ST (11/17/14)

3-POINT FIELD GOALS ATTEMPTED

SEASON: ---
CAREER: 1 VS. NORTH DAKOTA ST (11/17/14)

FREE THROWS MADE

SEASON: ---
CAREER: ---


FREE THROWS ATTEMPTED

SEASON: ---
CAREER: ---

- Non-scholarship athlete
- Played in seven games this season

PRODUCTION TRACKER

	Season	Career
Scored 10+ Points:	0	0
Scored 15+ Points:	0	0
Scored 20+ Points:	0	0
Had 5+ Assists:	0	0
Had 3+ Blocks:	0	0
Had 3+ Steals:	0	0
Made 3+ 3-Pointers:	0	0
Led Team in Scoring:	0	0
Led Team in Rebounding:	0	0
Led Team in Assists:	0	0
Led Team in Steals:	0	0
Led Team in Blocks:	0	0
Double-Double:	0	0



CAREER STATS

YEAR	G/GS	FG-A	PCT	3-PT	PCT	FT-A	PCT	RB	AVG	PF-FO	AS	TO	BK	ST	PTS	AVG
Fresh.	8/0	1-1	1.000	1-1	1.000	0-0	.000	0	0.0	0-0	1	1	0	0	3	0.4
Junior	7/0	1-3	.333	0-1	.000	0-0	.000	1	0.2	3-0	1	1	0	0	2	0.3
TOTALS	15/0	2-4	.500	1-2	.500	0-0	.000	1	0.1	3-0	2	2	0	0	5	0.3

25 DOM UHL

Junior • Forward • 6-9 • 217
Frankfurt, Germany • Point Pleasant Beach HS (NJ)



2016-17 GAME-BY-GAME STATS

Opponent	Date	gs	min	Total		3-Pointers		Free throws		Rebounds				pf	a	t/o	blk	stl	pts	avg	
				fg-fga	pct	3fg-fga	pct	ft-fa	pct	off	def	tot	avg								
KENNESAW STATE	11/11/16	*	18	1-3	.333	0-2	.000	6-10	.600	3	2	5	5.0	1	0	2	0	1	8	8.0	
SAVANNAH STATE	11/13/16	*	13	1-4	.250	1-4	.250	0-0	.000	2	2	4	4.5	1	2	2	0	0	3	5.5	
SETON HALL	11/17/16	*	25	2-5	.400	1-2	.500	3-4	.750	3	7	10	6.3	4	0	2	0	0	8	6.3	
UT RIO GRANDE VALLEY	11/20/16	*	16	2-6	.333	1-2	.500	1-1	1.000	1	5	6	6.3	2	4	1	1	0	6	6.3	
vs Virginia	11/25/16	*	21	4-9	.444	1-4	.250	0-0	.000	1	4	5	6.0	1	0	5	0	0	9	6.8	
vs Memphis	11/26/16	*	26	2-5	.400	0-3	.000	2-2	1.000	0	4	4	5.7	1	1	2	0	0	6	6.7	
at Notre Dame	11/29/16		16	0-2	.000	0-1	.000	2-2	1.000	1	0	1	5.0	0	2	1	1	0	2	6.0	
OMAHA	12/03/16		10	1-3	.333	0-1	.000	0-0	.000	1	0	1	4.5	2	1	0	1	0	2	5.5	
STETSON	12/05/16		12	2-3	.667	0-0	.000	2-4	.500	1	1	2	4.2	1	1	0	0	1	6	5.6	
IOWA STATE	12/08/16		15	1-4	.250	1-1	1.000	0-0	.000	0	2	2	4.0	0	0	0	0	0	3	5.3	
vs Northern Iowa	12/17/16		20	1-5	.200	0-3	.000	0-1	.000	1	3	4	4.0	1	1	1	0	0	2	5.0	
NORTH DAKOTA	12/20/16	*	15	1-4	.250	0-1	.000	0-0	.000	3	1	4	4.0	2	3	2	0	0	2	4.8	
DELAWARE STATE	12/22/16		20	1-2	.500	0-0	.000	5-8	.625	1	6	7	4.2	2	1	2	0	0	7	4.9	
at Purdue	12/28/16		10	1-2	.500	0-0	.000	0-0	.000	0	2	2	4.1	0	1	1	0	1	2	4.7	
MICHIGAN	01/01/17		14	1-4	.250	0-1	.000	0-0	.000	0	2	2	3.9	0	1	1	0	1	2	4.5	
at Nebraska	01/05/17		6	1-1	1.000	0-0	.000	0-0	.000	1	2	3	3.9	0	0	0	0	0	2	4.4	
RUTGERS	01/08/17		23	2-4	.500	1-2	.500	5-8	.625	3	5	8	4.1	0	1	1	5	0	10	4.7	
PURDUE	01/12/17		15	1-3	.333	0-1	.000	0-0	.000	0	1	1	3.9	0	2	0	0	0	2	4.6	
at Illinois	01/25/17		21	1-3	.333	1-2	.500	0-0	.000	0	4	4	3.9	1	1	0	1	0	3	4.5	
OHIO STATE	01/28/17		21	1-3	.333	0-0	.000	4-6	.667	2	3	5	4.0	1	6	1	0	1	6	4.6	
at Rutgers	01/31/17		16	2-4	.500	1-1	1.000	0-0	.000	0	2	2	3.9	1	1	1	0	0	5	4.6	
Totals			7	353	29-79	.367	8-31	.258	30-46	.652	24	58	82	3.9	21	27	27	9	5	96	4.6

SEASON / CAREER STATS

POINTS

SEASON: 10 VS. RUTGERS (1/8/17)
CAREER: 18 VS. COPPIN STATE (11/15/15)

REBOUNDS

SEASON: 10 VS. SETON HALL (11/17/16)
CAREER: 10, 2X, LAST VS. SETON HALL (11/17/16)

ASSISTS

SEASON: 6 VS. OHIO STATE (1/28/17)
CAREER: 6 VS. OHIO STATE (1/28/17)

BLOCKS

SEASON: 5 VS. RUTGERS (1/8/17)
CAREER: 5 VS. RUTGERS (1/8/17)

STEALS

SEASON: 1, 5X, LAST VS. OHIO STATE (1/28/17)
CAREER: 3 AT MARQUETTE (11/19/15)

MINUTES

SEASON: 26 VS. MEMPHIS (11/26/16)
CAREER: 28 VS. DRAKE (12/19/15)

FIELD GOALS MADE

SEASON: 4 VS. VIRGINIA (11/25/16)
CAREER: 7 VS. COPPIN STATE (11/15/15)

FIELD GOALS ATTEMPTED

SEASON: 9 VS. VIRGINIA (11/25/16)
CAREER: 10, 2X, LAST VS. UMKC (12/5/15)

3-POINT FIELD GOALS MADE

SEASON: 1, 5X, LAST VS. RUTGERS (1/8/17)
CAREER: 3 VS. COPPIN STATE (11/15/15)

3-POINT FIELD GOALS ATTEMPTED

SEASON: 4, 2X, LAST VS. VIRGINIA (11/25/16)
CAREER: 5, 2X, LAST VS. COPPIN ST (11/15/15)

FREE THROWS MADE

SEASON: 6, 2X, LAST VS. KENN. ST. (11/11/16)
CAREER: 6, 2X, LAST VS. KENN. ST. (11/11/16)

FREE THROWS ATTEMPTED

SEASON: 10, 2X, LAST VS. KENN. ST. (11/11/16)
CAREER: 10, 2X, LAST VS. KENN. ST. (11/11/16)

- Totaled six points, seven rebounds and 30 minutes played in first three conference games combined; posted a season-high 10 points, blocked a personal-best five shots, and snagged eight rebounds in 23 minutes played in home win over Rutgers on Jan. 8
- Credited with a career-best six assists to go along with six points & five rebounds in win over Ohio St. on Jan. 28
- Missed two games (Northwestern, Maryland) due to a thumb injury sustained in Purdue game (Jan. 12)
- Scored at least two points in every game played this season
- After missing five straight 3-point attempts (Dec. 17-Jan. 5), made his sixth triple of the year vs. Rutgers (Jan. 8)
- Scored seven points and snagged a team-best seven rebounds in win over Delaware State (Dec. 22); the seven points are the most in a game since netting nine against #6 Virginia on Nov. 26
- Averaged 7.5 points and 4.5 rebounds in two games at the Emerald Coast Classic vs. #6 Virginia and Memphis
- Posted eight points, five rebounds, and one steal in season opening win over Kennesaw State
- Matched a career high with 10 rebounds, while scoring eight points against Seton Hall

PRODUCTION TRACKER

	Season	Career
Scored 10+ Points:	1	9
Scored 15+ Points:	0	2
Scored 20+ Points:	0	0
Had 5+ Assists:	1	1
Had 3+ Blocks:	1	2
Had 3+ Steals:	0	1
Made 3+ 3-Pointers:	0	1
Led Team in Scoring:	0	1
Led Team in Rebounding:	1	5
Led Team in Assists:	0	0
Led Team in Steals:	0	5
Led Team in Blocks:	2	8
Double-Double:	0	1



CAREER STATS

YEAR	G/GS	FG-A	PCT	3-PT	PCT	FT-A	PCT	RB	AVG	PF-FO	AS	TO	BK	ST	PTS	AVG
Fresh.	33/0	26-72	.361	5-27	.185	11-21	.524	61	1.8	25-0	14	23	7	8	68	2.1
Soph.	33/1	69-166	.416	27-60	.450	34-58	.586	119	3.6	40-0	27	25	12	16	199	6.0
Junior	21/7	29-79	.367	8-31	.258	30-46	.652	82	3.9	21-0	27	27	9	5	96	4.6
TOTALS	87/8	124-317	.391	40-118	.339	75-125	.600	262	3.0	86-0	68	75	28	29	363	4.2

AHMAD WAGNER

Sophomore • Forward • 6-7 • 235
Yellow Springs, Ohio • Wayne HS



2016-17 GAME-BY-GAME STATS

Opponent	Date	gs	min	Total		3-Pointers		Free throws		Rebounds					pts	avg					
				fg-fga	pct	3fg-fga	pct	ft-fa	pct	off	def	tot	avg	pf			a	t/o	blk	stl	
KENNESAW STATE	11/11/16		24	4-4	1.000	0-0	.000	4-5	.800	0	5	5	5.0	2	4	2	4	2	12	12.0	
SAVANNAH STATE	11/13/16		16	1-4	.250	0-0	.000	2-4	.500	5	4	9	7.0	4	3	1	0	0	4	8.0	
SETON HALL	11/17/16		20	0-1	.000	0-0	.000	1-4	.250	1	1	2	5.3	3	0	1	0	0	1	5.7	
UT RIO GRANDE VALLEY	11/20/16		10	0-0	.000	0-0	.000	3-6	.500	0	3	3	4.8	1	0	1	0	1	3	5.0	
vs Virginia	11/25/16		18	1-3	.333	0-0	.000	0-0	.000	0	0	0	3.8	2	2	1	0	2	2	4.4	
vs Memphis	11/26/16		13	1-2	.500	0-0	.000	2-2	1.000	2	3	5	4.0	4	2	1	0	0	4	4.3	
at Notre Dame	11/29/16		6	0-2	.000	0-0	.000	0-0	.000	0	0	0	3.4	3	1	0	0	0	0	3.7	
OMAHA	12/03/16		24	1-7	.143	0-1	.000	2-4	.500	7	1	8	4.0	3	2	0	1	2	4	3.8	
STETSON	12/05/16	*	13	3-4	.750	0-0	.000	2-5	.400	1	5	6	4.2	2	1	0	2	0	8	4.2	
IOWA STATE	12/08/16	*	21	1-2	.500	0-0	.000	2-4	.500	2	3	5	4.3	3	2	2	0	0	4	4.2	
vs Northern Iowa	12/17/16	*	26	3-6	.500	0-0	.000	0-0	.000	2	2	4	4.3	3	2	3	0	1	6	4.4	
NORTH DAKOTA	12/20/16	*	21	3-6	.500	0-0	.000	2-4	.500	0	0	0	3.9	3	2	1	1	1	8	4.7	
DELAWARE STATE	12/22/16	*	22	5-5	1.000	0-0	.000	2-6	.333	1	3	4	3.9	2	3	1	2	2	12	5.2	
at Purdue	12/28/16	*	13	0-2	.000	0-0	.000	0-0	.000	0	1	1	3.7	0	0	0	1	1	0	4.9	
MICHIGAN	01/01/17		14	1-4	.250	0-0	.000	0-0	.000	2	1	3	3.7	1	0	1	0	1	2	4.7	
at Nebraska	01/05/17		8	1-3	.333	0-0	.000	0-0	.000	1	0	1	3.5	2	0	0	0	1	2	4.5	
RUTGERS	01/08/17		4	1-1	1.000	0-0	.000	0-0	.000	0	0	0	3.3	1	1	0	0	0	2	4.4	
PURDUE	01/12/17		9	2-3	.667	0-0	.000	0-0	.000	0	0	0	3.1	2	0	1	0	0	4	4.3	
at Northwestern	01/15/17		13	1-1	1.000	0-0	.000	0-2	.000	0	1	1	3.0	2	5	1	0	0	2	4.2	
MARYLAND	01/19/17		15	3-5	.600	0-0	.000	6-8	.750	5	1	6	3.2	2	2	0	0	1	12	4.6	
at Illinois	01/25/17		21	5-8	.625	0-0	.000	2-5	.400	3	2	5	3.2	4	3	0	1	1	12	5.0	
OHIO STATE	01/28/17	*	17	2-5	.400	0-1	.000	0-2	.000	4	2	6	3.4	1	1	1	0	0	4	4.9	
at Rutgers	01/31/17	*	21	4-5	.800	0-0	.000	1-4	.250	1	1	2	3.3	2	1	3	0	2	9	5.1	
Totals			8	369	43-83	.518	0-2	.000	31-65	.477	37	39	76	3.3	52	37	21	12	18	117	5.1

SEASON / CAREER STATS

POINTS

SEASON: 12, 4X, LAST AT ILLINOIS (1/25/17)
CAREER: 12, 4X, LAST AT ILLINOIS (1/25/17)

REBOUNDS

SEASON: 9 VS. SAVANNAH STATE (11/13/16)
CAREER: 9, 2X, LAST VS. SAVANNAH ST (11/13/16)

ASSISTS

SEASON: 5 AT NORTHWESTERN (1/15/17)
CAREER: 5 AT NORTHWESTERN (1/15/17)

BLOCKS

SEASON: 4 VS. KENNESAW STATE (11/11/16)
CAREER: 4 VS. KENNESAW STATE (11/11/16)

STEALS

SEASON: 2, 5X, LAST AT RUTGERS (1/31/17)
CAREER: 3 VS. NORTHWESTERN (1/31/16)

MINUTES

SEASON: 26 VS. NORTHERN IOWA (12/17/16)
CAREER: 26 VS. NORTHERN IOWA (12/17/16)

FIELD GOALS MADE

SEASON: 5 VS. DELAWARE STATE (12/22/16)
CAREER: 5, 2X, LAST VS. DEL. STATE (12/22/16)

FIELD GOALS ATTEMPTED

SEASON: 7 VS. OMAHA (12/3/16)
CAREER: 7 VS. OMAHA (12/3/16)

3-POINT FIELD GOALS MADE

SEASON: ---
CAREER: ---

3-POINT FIELD GOALS ATTEMPTED

SEASON: ---
CAREER: 1, 2X, LAST VS. OMAHA (12/3/16)

FREE THROWS MADE

SEASON: 4 VS. KENNESAW STATE (11/11/16)
CAREER: 5 VS. UMKC (12/15/15)

FREE THROWS ATTEMPTED

SEASON: 6, 2X, LAST VS. DEL. STATE (12/22/16)
CAREER: 6, 3X, LAST VS. DEL. STATE (12/22/16)

- Started eight contests this year (7-1 record during that span)
- Scored a career high 12 points four times this season, including two of the last four games (Maryland & Illinois)
- Ranks third on the team in blocks (12), fourth in FT attempts (65) and steals (18), and fifth in assists (37)
- Dished out a team and career-best five assists in loss at Northwestern (Jan. 15)
- Made all five field goal attempts -- equaling a career high with 12 points -- and snagging four boards in victory over Delaware State (Dec. 22)
- Started his first career game against Stetson (Dec. 5), recording eight points, six rebounds and two blocks
- Started his second career game on Dec. 8 vs. #25 Iowa State recording 4 points, 5 rebounds, and 2 assists
- Equaled a season high with two steals and had eight rebounds against Omaha (Dec. 3)
- Posted career bests in scoring (12), assists (4), and blocked shots (4) in season opening win over Kennesaw State
- Grabbed a team-best nine rebounds in win over Savannah State
- High school basketball coach was Travis Trice, father of former Michigan State player Travis Trice (2011-14)

PRODUCTION TRACKER

	Season	Career
Scored 10+ Points:	4	5
Scored 15+ Points:	0	0
Scored 20+ Points:	0	0
Had 5+ Assists:	1	1
Had 3+ Blocks:	1	1
Had 3+ Steals:	0	1
Made 3+ 3-Pointers:	0	0
Led Team in Scoring:	0	0
Led Team in Rebounding:	1	1
Led Team in Assists:	2	2
Led Team in Steals:	4	4
Led Team in Blocks:	4	4
Double-Double:	0	0



CAREER STATS

YEAR	G/GS	FG-A	PCT	3-PT	PCT	FT-A	PCT	RB	AVG	PF-FO	AS	TO	BK	ST	PTS	AVG
Fresh.	32/0	32-47	.681	0-1	.000	19-37	.514	84	2.6	49-2	6	11	13	9	83	2.6
Soph.	23/8	43-83	.518	0-2	.000	31-65	.477	76	3.3	52-0	37	21	12	18	117	5.1
TOTALS	55/8	75-130	.577	0-3	.000	50-102	.490	160	2.9	101-2	43	32	25	27	200	3.6

10 CHRISTIAN WILLIAMS

Sophomore • Guard • 6-5 • 200
Decatur, Illinois • St. Teresa HS



2016-17 GAME-BY-GAME STATS

Opponent	Date	gs	min	Total		3-Pointers		Free throws		Rebounds			pf	a	t/o	blk	stl	pts	avg		
				fg-fga	pct	3fg-fga	pct	ft-fa	pct	off	def	tot								avg	
KENNESAW STATE	11/11/16	*	19	2-4	.500	0-1	.000	0-0	.000	0	1	1	1.0	0	5	2	1	2	4	4.0	
SAVANNAH STATE	11/13/16	*	19	0-1	.000	0-0	.000	1-2	.500	0	4	4	2.5	1	4	0	0	1	1	2.5	
SETON HALL	11/17/16	*	24	2-6	.333	2-2	1.000	0-0	.000	1	4	5	3.3	3	4	3	0	2	6	3.7	
UT RIO GRANDE VALLEY	11/20/16	*	16	0-2	.000	0-1	.000	0-0	.000	1	1	2	3.0	0	4	1	0	1	0	2.8	
vs Virginia	11/25/16	*	22	0-2	.000	0-0	.000	0-0	.000	0	1	1	2.6	4	1	0	0	0	2.2		
vs Memphis	11/26/16	*	16	1-5	.200	0-1	.000	0-0	.000	0	0	0	2.2	1	3	2	0	2	2.2		
at Notre Dame	11/29/16		15	1-2	.500	0-0	.000	0-0	.000	1	2	3	2.3	2	2	0	0	0	2.1		
OMAHA	12/03/16		7	0-1	.000	0-1	.000	0-0	.000	0	2	2	2.3	0	1	0	0	0	1.9		
STETSON	12/05/16		19	3-6	.500	0-1	.000	0-0	.000	1	5	6	2.7	1	1	1	0	0	6	2.3	
IOWA STATE	12/08/16		11	0-1	.000	0-1	.000	2-2	1.000	0	1	1	2.5	0	2	1	0	0	2	2.3	
vs Northern Iowa	12/17/16		13	1-2	.500	0-0	.000	0-0	.000	0	1	1	2.4	1	1	0	0	0	2	2.3	
NORTH DAKOTA	12/20/16		6	0-1	.000	0-0	.000	0-0	.000	0	0	0	2.2	0	0	0	0	0	2.1		
DELAWARE STATE	12/22/16		24	4-6	.667	0-1	.000	1-2	.500	0	0	0	2.0	1	2	2	0	3	9	2.6	
at Purdue	12/28/16		17	0-5	.000	0-0	.000	2-2	1.000	1	1	2	2.0	0	3	2	0	1	2	2.6	
MICHIGAN	01/01/17		8	0-1	.000	0-0	.000	0-0	.000	0	2	2	2.0	1	1	1	0	0	0	2.4	
at Nebraska	01/05/17		7	0-3	.000	0-1	.000	0-0	.000	0	0	0	1.9	2	1	0	0	0	0	2.3	
RUTGERS	01/08/17		11	0-2	.000	0-0	.000	0-0	.000	1	1	2	1.9	1	1	3	0	3	0	2.1	
PURDUE	01/12/17		4	2-2	1.000	0-0	.000	0-0	.000	0	0	0	1.8	0	0	0	0	0	4	2.2	
at Northwestern	01/15/17		18	2-5	.400	0-0	.000	1-3	.333	2	1	3	1.8	1	1	0	0	2	5	2.4	
MARYLAND	01/19/17		2	0-0	.000	0-0	.000	0-0	.000	0	0	0	1.8	0	0	2	0	0	0	2.3	
at Illinois	01/25/17		16	3-7	.429	0-1	.000	1-5	.200	1	2	3	1.8	1	1	1	0	1	7	2.5	
OHIO STATE	01/28/17		11	0-1	.000	0-0	.000	1-2	.500	0	1	1	1.8	1	0	1	0	1	1	2.4	
at Rutgers	01/31/17		14	2-5	.400	0-0	.000	1-1	1.000	0	2	2	1.8	1	1	1	0	0	5	2.5	
Totals			6	319	23-70	.329	2-11	.182	10-19	.526	9	32	41	1.8	22	39	24	1	19	58	2.5

SEASON / CAREER STATS

POINTS

SEASON: 9 VS. DELAWARE STATE (12/22/16)

CAREER: 9 VS. DELAWARE STATE (12/22/16)

REBOUNDS

SEASON: 6 VS. STETSON (12/5/16)

CAREER: 6 VS. SAVANNAH STATE (11/13/16)

ASSISTS

SEASON: 5 VS. KENNESAW STATE (11/11/16)

CAREER: 5 VS. KENNESAW STATE (11/11/16)

BLOCKS

SEASON: 1 VS. KENNESAW STATE (11/11/16)

CAREER: 1 VS. KENNESAW STATE (11/11/16)

STEALS

SEASON: 3, 2X, LAST VS. RUTGERS (1/8/17)

CAREER: 3, 2X, LAST VS. RUTGERS (1/8/17)

MINUTES

SEASON: 24, 2X, LAST VS. DEL. STATE (12/22/16)

CAREER: 24, 2X, LAST VS. DEL. STATE (12/22/16)

FIELD GOALS MADE

SEASON: 4 VS. DELAWARE STATE (12/22/16)

CAREER: 4 VS. DELAWARE STATE (12/22/16)

FIELD GOALS ATTEMPTED

SEASON: 6, 2X, LAST VS. DEL. STATE (12/22/16)

CAREER: 6, 3X, LAST VS. DEL. STATE (12/22/16)

3-POINT FIELD GOALS MADE

SEASON: 2 VS. SETON HALL (11/17/16)

CAREER: 2 VS. SETON HALL (11/17/16)

3-POINT FIELD GOALS ATTEMPTED

SEASON: 2 VS. SETON HALL (11/17/16)

CAREER: 2 VS. SETON HALL (11/17/16)

FREE THROWS MADE

SEASON: 2, 2X, LAST AT PURDUE, 12/28/16

CAREER: 4 VS. INDIANA (3/1/16)

FREE THROWS ATTEMPTED

SEASON: 2, 4X, LAST AT PURDUE (12/28/16)

CAREER: 5 VS. INDIANA (3/1/16)

- Scored two field goals in three of Iowa's last five games off the bench (Purdue, Northwestern, and Rutgers)
- His 39 assists and 19 steals rank third on the team
- Led team in steals five times and assists twice this year
- Dished out four or more assists four times this year
- Scored four points in a 28-second span in the first half win home win over #17/19 Purdue on Jan. 12; the two field goals were his first made baskets since sinking four against Delaware State on Dec. 22
- Equaled a personal best with three steals in win over Rutgers (Jan. 8)
- Posted career bests in scoring (9) and steals (3) in victory over Delaware State (Dec. 22)
- Grabbed a season-best six rebounds while also scoring six points in Iowa's win over Stetson (Dec. 5)
- Led team in assists (5) and steals (2) in season opening win over Kennesaw State
- After going 1-of-4 from 3-point range his entire freshman season, drained both 3-point attempts vs. Seton Hall
- Scored six points, while equaling a career best with two steals against Seton Hall

PRODUCTION TRACKER

	Season	Career
Scored 10+ Points:	0	0
Scored 15+ Points:	0	0
Scored 20+ Points:	0	0
Had 5+ Assists:	1	1
Had 3+ Blocks:	0	0
Had 3+ Steals:	1	1
Made 3+ 3-Pointers:	0	0
Led Team in Scoring:	0	0
Led Team in Rebounding:	0	0
Led Team in Assists:	2	2
Led Team in Steals:	6	7
Led Team in Blocks:	0	0
Double-Double:	0	0



CAREER STATS

YEAR	G/GS	FG-A	PCT	3-PT	PCT	FT-A	PCT	RB	AVG	PF-FO	AS	TO	BK	ST	PTS	AVG
Fresh.	20/0	8-28	.321	2-6	.333	7-9	.778	17	0.9	6-0	6	6	0	4	27	1.4
Soph.	23/6	23-70	.329	2-11	.182	10-19	.526	41	1.8	22-0	39	24	1	19	58	2.5
TOTALS	43/6	32-98	.327	4-17	.235	17-28	.607	58	1.3	28-0	45	30	1	23	85	2.0



GAME-BY-GAME RESULTS

Overall: 13-10 Big Ten: 5-5 Home: 11-3 Away: 1-5 Neutral: 1-2

Date	Opponent	Result	Attend.	Top Scorer	Top Rebounder
Nov. 11	Kennesaw State	W, 91-74	13,007	Peter Jok, 27	Tyler Cook, 10
Nov. 13	Savannah State	W, 116-84	11,371	Brady Ellingson, 23	Wagner/Pemsl, 9
Nov. 17	Seton Hall	L, 83-91	10,391	Peter Jok, 30	Peter Jok, 11
Nov. 20	UT Rio Grande Valley	W, 95-67	11,596	Peter Jok, 27	Nicholas Baer, 7
^ Nov. 25	vs. #6/7 Virginia	L, 41-74	2,196	Peter Jok, 13	Cook/Baer, 6
^ Nov. 26	vs. Memphis	L, 92-100	2,196	Peter Jok, 42	Tyler Cook, 7
Nov. 29	at Notre Dame	L, 78-92	7,660	Jordan Bohannon, 23	Nicholas Baer, 12
Dec. 3	Omaha	L, 89-98	11,618	Peter Jok, 33	Peter Jok, 10
Dec. 5	Stetson	W, 95-68	9,839	Moss/Pemsl, 21	Pemsl, Jok, 8
+ Dec. 8	#25/25 Iowa State	W, 78-64	13,956	Peter Jok, 23	Peter Jok, 9
# Dec. 17	vs. Northern Iowa	W, 69-46	15,028	Peter Jok, 21	Nicholas Baer, 11
Dec. 20	North Dakota	W, 84-73	11,099	Bohannon/Jok, 18	Cordell Pemsl, 11
Dec. 22	Delaware State	W, 89-57	11,886	Peter Jok, 17	Dailey/Uhl, 7
* Dec. 28	at #15/15 Purdue	L, 67-89	14,804	Peter Jok, 13	Nicholas Baer, 7
* Jan. 1	vs. Michigan	W, 86-83 (OT)	13,988	Peter Jok, 25	Cook/Pemsl, 8
* Jan. 5	at Nebraska	L, 90-93 (2OT)	14,939	Peter Jok, 34	Nicholas Baer, 11
* Jan. 8	Rutgers	W, 68-62	11,347	Peter Jok, 18	Peter Jok, 11
* Jan. 12	#17/19 Purdue	W, 83-78	10,752	Peter Jok, 29	Nicholas Baer, 10
* Jan. 15	at Northwestern	L, 54-89	7,732	Kriener/Cook, 14	Tyler Cook, 5
* Jan. 19	#25/25 Maryland	L, 76-84	11,040	Peter Jok, 14	Tyler Cook, 7
* Jan. 25	at Illinois	L, 64-76	11,787	Baer/Wagner, 12	Nicholas Baer, 7
* Jan. 28	Ohio State	W, 85-72	15,138	Brady Ellingson, 17	Nicholas Baer, 8
* Jan. 31	Rutgers	W, 83-63	4,389	Jordan Bohannon, 17	Cordell Pemsl, 7

- ^ - Emerald Coast Classic -- Niceville, Florida
- \$ - ACC/Big Ten Challenge
- + - Iowa Corn Cy-Hawk Series
- # - The Hy-Vee Classic -- Des Moines, Iowa
- * - Big Ten Conference Game
- % - Big Ten Tournament -- Washington D.C.

Attendance Summary	Games	Totals	Average
Home	14	167,028	11,930
Away	6	61,311	10,218
Neutral	3	19,420	6,473
Totals	23	247,759	9,540



GAME-BY-GAME STATISTICS

Team	Score	FG-A	PCT	3-PT. FG	PCT	FT-A	PCT	REB	PF	AS	TO	BS	ST
at Iowa	91	30-60	.500	7-22	.318	24-34	.706	39	21	17	17	8	9
Kennesaw State	74	30-70	.429	8-15	.533	6-15	.400	41	25	19	21	1	9
at Iowa	116	42-87	.483	18-43	.419	14-20	.700	52	20	33	15	5	6
Savannah State	84	30-68	.441	11-28	.393	13-24	.542	40	20	21	20	4	12
at Iowa	83	28-61	.459	8-21	.381	19-32	.594	46	24	16	17	2	9
Seton Hall	91	33-65	.508	8-17	.471	17-31	.548	38	24	11	12	2	10
at Iowa	95	32-63	.508	11-29	.379	20-30	.667	38	12	22	16	4	10
UT Rio Grande Valley	67	23-67	.343	9-27	.333	12-14	.857	42	23	13	26	2	5
Iowa	41	15-48	.313	6-23	.261	5-10	.500	34	17	8	18	2	3
vs. #6/7 Virginia	74	29-60	.483	8-17	.471	8-13	.615	36	13	18	5	5	9
Iowa	92	30-55	.545	11-23	.478	21-24	.875	32	17	16	18	4	6
vs. Memphis	100	40-72	.556	7-18	.389	13-20	.650	31	19	17	7	1	9
Iowa	78	27-71	.380	12-35	.343	12-16	.750	32	23	22	6	2	8
at Notre Dame	92	26-55	.473	10-23	.435	30-33	.909	45	17	11	14	6	4
at Iowa	89	27-67	.403	14-34	.412	21-27	.778	39	25	17	15	8	4
Omaha	98	34-71	.479	9-25	.360	21-27	.778	47	22	18	12	2	6
at Iowa	95	36-73	.493	6-23	.261	17-28	.607	52	15	21	5	5	5
Stetson	68	25-72	.347	8-33	.242	10-16	.625	43	23	16	10	3	3
at Iowa	78	26-55	.473	9-22	.409	17-24	.708	42	15	13	13	3	5
#25/25 Iowa State	64	25-70	.357	8-30	.267	6-9	.667	39	25	9	11	1	7
Iowa	69	28-58	.483	6-20	.300	7-9	.778	43	17	14	13	2	4
vs. Northern Iowa	46	15-56	.268	6-26	.231	10-14	.714	21	12	9	11	1	5
at Iowa	84	28-60	.467	5-12	.417	23-34	.676	41	18	17	10	4	8
North Dakota	73	27-65	.415	7-21	.333	12-14	.857	37	24	18	16	1	7
at Iowa	89	29-51	.569	8-20	.400	23-35	.657	39	20	17	17	4	12
Delaware State	57	16-66	.242	6-24	.250	19-26	.731	40	22	9	18	0	7
Iowa	67	25-67	.373	4-17	.235	13-13	1.000	35	14	16	14	1	9
at #15/15 Purdue	87	34-67	.507	12-29	.414	9-10	.900	37	13	27	14	6	7
at Iowa	86	33-69	.478	11-19	.579	9-15	.600	42	13	15	9	3	6
Michigan (OT)	83	34-74	.459	12-35	.343	3-5	.600	39	16	21	8	2	7
Iowa	90	34-77	.442	9-29	.310	13-17	.765	51	23	11	19	8	4
at Nebraska (2OT)	93	32-70	.457	10-23	.435	19-35	.543	42	18	18	14	7	14
at Iowa	68	23-53	.434	6-20	.300	16-23	.696	36	12	16	18	9	10
Rutgers	62	28-73	.384	4-15	.267	2-4	.500	44	22	13	17	3	10
at Iowa	83	34-60	.567	6-14	.429	9-18	.500	35	18	22	10	3	5
#17/19 Purdue	78	23-53	.434	11-28	.393	21-25	.840	28	16	18	11	1	5
Iowa	54	18-51	.353	4-17	.235	14-22	.636	24	13	12	14	0	6
at Northwestern	89	37-62	.597	11-24	.458	4-9	.444	39	18	29	12	4	10
at Iowa	76	25-70	.357	7-28	.250	19-25	.760	40	16	16	16	4	14
#25/25 Maryland	84	30-53	.566	11-23	.478	13-18	.722	37	21	23	21	4	14
Iowa	64	26-65	.400	5-23	.217	7-16	.438	36	19	14	13	4	3
at Illinois	76	26-58	.448	9-19	.474	15-19	.789	38	19	18	12	2	8
at Iowa	85	32-64	.500	10-23	.435	11-20	.550	41	15	21	9	5	5
Ohio State	72	27-63	.429	7-22	.318	11-17	.647	36	19	19	12	0	4
Iowa	83	30-60	.500	11-18	.611	12-19	.632	34	19	24	14	3	15
at Rutgers	63	25-64	.391	4-15	.267	9-14	.643	44	16	16	17	6	6



SEASON & CAREER BESTS/THE LAST TIME...

Season Bests

Player	Points	3-Pointers	Rebounds	Assists	Blocks	Steals
Nicholas Baer	11, Northern Iowa	3, twice	12, Notre Dame	6, Savannah State	6, Nebraska	4, Rutgers
Jordan Bohannon	23, Notre Dame	7, Notre Dame	5, twice	9, Purdue	1, Nebraska	4, Maryland
Tyler Cook	24, Seton Hall	1, twice	10, Kennesaw State	2, five times	2, Memphis	3, Rutgers
Maishe Dailey	8, Delaware State	2, twice	7, Delaware State	2, Delaware State	1, Savannah State	2, Savannah State
Brady Ellingson	23, Savannah State	5, Ohio State	4, Ohio State, '17	5, Rutgers	---	1, six times
Peter Jok	42, Memphis	8, Memphis	11, twice	8, Purdue	1, Purdue	4, Maryland
Dale Jones	---	---	2, Maryland	1, Seton Hall	---	---
Ryan Kriener	14, twice	1, Northwestern	7, Ohio State	2, twice	3, UTRGV	1, four times
Isaiah Moss	21, Stetson	5, Stetson	6, Stetson	5, Notre Dame	2, Savannah State	2, twice
Cordell Pemsil	21, Stetson	---	11, North Dakota	5, Ohio State	3, Rutgers	3, Michigan
Charlie Rose	---	---	1, Kennesaw State	1, Delaware State	---	---
Dom Uhl	9, Virginia	1, eight times	10, Seton Hall	6, Ohio State	5, Rutgers	1, five times
Ahmad Wagner	12, four times	---	9, Savannah State	5, Northwestern	4, Kennesaw State	3, Rutgers
Christian Williams	9, Delaware State	2, Seton Hall	6, Stetson	5, Kennesaw State	1, Kennesaw State	3, twice

Career Bests

Player	Points	3-Pointers	Rebounds	Assists	Blocks	Steals
Nicholas Baer	19, Tenn. Tech, '15	4, UMKC, '15	12, Notre Dame '16	6, Savannah St, '16	6, twice	4, Rutgers, '17
Jordan Bohannon	23, Notre Dame	7, Notre Dame '16	5, twice	9, Purdue, '17	1, Nebraska '17	4, Maryland, '17
Tyler Cook	24, Seton Hall, '16	1, twice	10, KSU, '16	2, five times	2, Memphis, '16	3, Rutgers, '17
Maishe Dailey	8, Delaware St, '16	2, twice	7, Delaware St, '16	1, twice	1, Savannah St, '16	2, Savannah St, '16
Brady Ellingson	23, Savannah St, '16	5, Ohio State, '17	4, Ohio State, '17	5, Rutgers, '17	---	1, twelve times
Peter Jok	42, Memphis, '16	8, Memphis, '16	11, Seton Hall, '16	8, Purdue, '17	1, eight times	4, twice
Dale Jones	16, Coppin St, '15	4, Coppin St, '15	7, Coppin St, '15	2, Coppin St, '15	1, twice	1, Dayton, '15
Ryan Kriener	14, twice	1, NU, '17	7, Ohio State	2, twice	3, UTRGV, '16	1, four times
Isaiah Moss	21, Stetson, '16	5, Stetson, '16	6, Stetson, '16	5, Notre Dame	2, Savannah St, '16	2, twice
Cordell Pemsil	21, Stetson, '16	---	11, North Dakota, '16	5, Ohio State, '17	3, Rutgers, '17	3, Michigan
Charlie Rose	3, NDSU, '14	1, NDSU, '14	1, KSU, '16	1, twice	---	---
Dom Uhl	18, Coppin St, '15	3, Coppin St, '15	10, twice	6, Ohio State, '17	5, Rutgers, '17	3, Marquette, '15
Ahmad Wagner	12, four times	---	9, twice	5, Northwestern, '17	4, KSU, '16	3, Northwestern, '16
Christian Williams	8, Indiana, '16	2, Seton Hall, '16	6, Stetson, '16	5, KSU, '16	1, KSU, '16	3, twice

The Last Time a Player . . .

Had 30 or more points

Iowa -- 34, Peter Jok vs. Nebraska, 1/5/17
Opponent -- 34, Glynn Watson, Jr., Nebraska, 1/5/17

Made at least 90% of his FGA (10 att.)

Iowa -- .900 (9-10), Aaron White vs. Md. Eastern Shore, 11/14/13
Opponent -- .900 (9-10), E.J. Singler, Oregon, 3/18/12

Made 100% of his FTA (10 att.)

Iowa -- 1.000 (10-10), Peter Jok vs. North Dakota, 12/20/16
Opponent -- 1.000 (12-12), Bonzie Colson, Notre Dame, 11/29/16

Had 15 or more rebounds

Iowa -- 18, Adam Woodbury vs. Wisconsin, 2/24/16
Opponent -- 17, Bonzie Colson, Notre Dame 11/29/16

Had 10 or more assists

Iowa -- 11, Mike Gesell vs. Michigan, 3/5/16
Opponent -- 11, Tra-Deon Hollins, Omaha, 12/3/16

Had 5 or more blocks

Iowa -- 5, Dom Uhl vs. Rutgers, 1/8/17
Opponent -- 5, Alex Olah, Northwestern, 2/15/15

Had 5 or more steals

Iowa -- 5, Mike Gesell at Penn State, 2/28/15
Opponent -- 6, Justin Jackson, Maryland, 1/19/17

The Last Time a Team . . .

Scored 100 or more points

Iowa -- 116 vs. Savannah State, 11/13/16
Opponent -- 100 by Memphis, 11/26/16

Scored 40 or fewer points

Iowa -- 40 at Wisconsin, 3/3/10
Opponent -- 39 by UNC Wilmington, 11/8/13

Won an overtime game

Iowa -- 86-83 (OT) vs. Michigan, 1/1/17
Opponent -- 93-90 (2OT) by Nebraska, 1/5/17

Made at least 60% of its FGA (20 att.)

Iowa -- .643 (27-42) vs Maryland, 2/8/15
Opponent -- .615 (32-52) by Gonzaga, 3/22/15

Made at least 50% of its 3-pt. FGA (8 att.)

Iowa -- .611 (11-18) vs. Rutgers, 1/31/17
Opponent -- .533 (8-15) by Kennesaw State, 11/11/16

Made at least 90% of its FTA (10 att.)

Iowa -- 1.000 (13-13) at Purdue, 12/28/16
Opponents -- .939 (15-16) by Illinois, 2/25/15



SEASON HIGHS & LOWS/SPECIALITY STATS

CATEGORY	IOWA		OPPONENTS	
<u>Points</u>	High	116 Savannah State	100	Memphis
	Low	41 Virginia	46	Northern Iowa
<u>FG Made</u>	High	42 Savannah State	40	Memphis
	Low	15 Virginia	15	Northern Iowa
<u>FG Att.</u>	High	87 Savannah State	74	Michigan
	Low	48 Virginia	53	2x, last by Maryland
<u>FG%</u>	High	.569 Delaware State	.597	Northwestern
	Low	.313 Virginia	.242	Delaware State
<u>3FG Made</u>	High	18 Savannah State	12	2x, last by Michigan
	Low	4 2x, last vs. Northwestern	4	2x, last by Rutgers
<u>3FG Att.</u>	High	43 Savannah State	35	Michigan
	Low	12 North Dakota	15	3x, last by Rutgers
<u>3FG%</u>	High	.611 Rutgers	.533	Kennesaw State
	Low	.235 2x, last vs. Northwestern	.231	Northern Iowa
<u>FTM</u>	High	24 Kennesaw State	30	Notre Dame
	Low	5 Virginia	2	Rutgers
<u>FTA</u>	High	35 Delaware State	35	Nebraska
	Low	9 Northern Iowa	4	Rutgers
<u>FT% (min. 10)</u>	High	1.000 Purdue	.909	Notre Dame
	Low	.438 Illinois	.400	Kennesaw State
<u>Off. Reb.</u>	High	20 Maryland	19	3x, last by Rutgers
	Low	5 Delaware State	6	2x, last by Maryland
<u>Def. Reb.</u>	High	37 Stetson	31	Maryland
	Low	22 2x, last vs. Omaha	18	Memphis
<u>Total Reb.</u>	High	52 2x, last vs. Stetson	47	Omaha
	Low	24 Northwestern	28	Purdue
<u>Assists</u>	High	33 Savannah State	29	Northwestern
	Low	8 Virginia	9	3x, last by Delaware State
<u>Steals</u>	High	15 Rutgers	14	2x, last by Maryland
	Low	3 2x, last vs. Illinois	3	Stetson
<u>Blocks</u>	High	9 Rutgers	7	Nebraska
	Low	0 Northwestern	0	Ohio State
<u>Turnovers</u>	High	19 Nebraska	26	UT Rio Grande Valley
	Low	5 Stetson	5	Virginia
<u>Fouls</u>	High	25 Omaha	25	2x, last by Iowa State
	Low	12 2x, last vs. Rutgers	12	Northern Iowa

GAME-BY-GAME SPECIALTY STATS

Date	Opponent	Pts. Off	Pts. in	2nd	Bench
		TO's	Paint	Chance	Points
		IA-Opp.	IA-Opp.	IA-Opp.	IA-Opp.
11/11	Kennesaw State	27-11	34-30	14-14	36-20
11/13	Savannah State	29-16	44-38	23-8	76-42
11/17	Seton Hall	15-21	24-50	9-10	9-28
11/20	UTRGV	41-9	32-24	7-16	39-22
11/25	vs. #6/7 Virginia	3-19	12-32	7-18	9-31
11/26	vs. Memphis	11-21	32-54	11-20	20-16
11/29	at Notre Dame	19-7	22-24	5-12	9-12
12/3	Omaha	14-14	26-40	13-20	9-37
12/5	Stetson	8-5	50-20	23-9	28-35
12/8	#25/25 Iowa State	9-5	28-24	3-11	18-19
12/17	vs. Northern Iowa	8-5	34-14	11-1	19-16
12/20	North Dakota	20-16	30-38	10-10	29-9
12/22	Delaware State	33-12	38-16	4-13	21-0
12/28	at #15/15 Purdue	20-7	38-40	5-2	38-21
1/1	Michigan	8-11	36-36	13-15	18-22
1/5	at Nebraska	20-26	38-36	27-5	9-14
1/8	Rutgers	15-19	26-40	7-13	17-15
1/12	#17/19 Purdue	12-5	40-20	12-9	20-25
1/15	at Northwestern	6-16	18-42	5-9	26-16
1/19	#25/25 Maryland	30-19	32-36	19-7	8-7
1/25	at Illinois	10-9	38-18	13-6	40-31
1/28	Ohio State	18-6	34-38	17-6	44-20
1/31	at Rutgers	20-12	38-40	18-8	33-32
AVG.		17.2	32.3	12.0	24.0

IOWA AND OPPONENT INDIVIDUAL HIGH PERFORMANCES

CATEGORY	IOWA	OPPONENTS
<u>Points</u>	42	Peter Jok vs. Memphis 35
<u>Field Goals Made</u>	12 (12-24)	Peter Jok at Nebraska 15
<u>Field Goals Attempted</u>	24 (12-24)	Peter Jok at Nebraska 22
<u>Field Goal Percentage (min. 5 made)</u>	1.000 (7-7)	Cordell Pemsil vs. Savannah State .818 (9-11)
<u>3-Point Field Goals Made</u>	8 (8-11)	Peter Jok vs. Memphis 7
<u>3-Point Field Goals Attempted</u>	15 (7-15)	Jordan Bohannon vs. Notre Dame 12 (5-12)
<u>3-Point Field Goals Pct. (min. 4 made)</u>	.727 (8-11)	Peter Jok vs. Memphis .875 (7-8)
<u>Free Throws Made</u>	12 (12-12)	2x, last by Peter Jok vs. Omaha 12
<u>Free Throws Attempted</u>	12	3x, last by Peter Jok vs. Omaha 12
<u>Free Throw Pct. (min. 7 made)</u>	1.000 (12-12)	2x, last by Peter Jok vs. Omaha 1.000 (8-8)
<u>Offensive Rebounds</u>	6	2x, last by Tyler Cook vs. Maryland 6
<u>Defensive Rebounds</u>	10	Peter Jok vs. Rutgers 11
<u>Total Rebounds</u>	12	Nicholas Baer vs. Notre Dame 17
<u>Assists</u>	9	Jordan Bohannon vs. Purdue 11
<u>Steals</u>	4	3x, last by Nicholas Baer 6
<u>Blocks</u>	6	Nicholas Baer at Nebraska 3
<u>Turnovers</u>	5	3x, last by Peter Jok at Nebraska 8
		Dedric Lawson (Memphis)
		Dedric Lawson (Memphis)
		Dedric Lawson (Memphis)
		Bryant McIntosh (Northwestern)
		2x, last by Glynn Watson, Jr. (Nebraska)
		Antonio Green (UTRGV)
		Glynn Watson, Jr. (Nebraska)
		Bonzie Colson (Notre Dame)
		2x, last by Tai Webster (Nebraska)
		2x, last by Vincent Edwards (Purdue)
		4x, last by Mike Williams (Rutgers)
		Bonzie Colson (Notre Dame)
		Bonzie Colson (Notre Dame)
		Tra-Deon Hollins (Omaha)
		Justin Jackson (Maryland)
		3x, last by Michael Jacobson (Nebraska)
		Anthony Cowan (Maryland)



2016-17 IOWA RECORD WHEN...

When playing at home:	11-3	When leading at the half:	10-1	When wearing White:	12-4
When playing on the road:	1-5	When trailing at the half:	1-9	When wearing Black:	1-5
When playing on a neutral court:	1-2	When tied at the half:	1-0	When wearing Gold:	0-1
When Iowa scores 100 points or more:	1-0	Iowa field goal percentage at home:	425-893	.475	
When Iowa scores 90-99 points:	3-2	Iowa field goal percentage on road:	233-552	.422	
When Iowa scores 80-89 points:	6-2	Iowa 3-point percentage at home:	126-330	.381	
When Iowa scores 70-79 points:	1-2	Iowa 3-point percentage on road:	68-205	.331	
When Iowa scores under 70 points:	2-4	Iowa free throw percentage at home:	242-365	.663	
		Iowa free throw percentage on road:	104-146	.712	
When opponent scores 100 points or more:	0-1				
When opponent scores 90-99 points:	0-4	On Sunday:	4-1		
When opponent scores 80-89 points:	2-3	On Monday:	1-0		
When opponent scores 70-79 points:	4-2	On Tuesday:	2-1		
When opponent scores 60-69 points:	5-0	On Wednesday:	0-2		
When opponent scores fewer than 60 points:	2-0	On Thursday:	3-3		
		On Friday:	1-1		
		On Saturday:	2-2		
When Iowa shoots at least 50% from the field:	5-1				
When Iowa shoots less than 50% from the field:	8-9				
When opponent shoots at least 50% from the field:	0-4	On BTN:	6-5		
When opponent shoots less than 50% from the field:	13-6	On CBS:	0-0		
When Iowa has higher FG% than opponent:	13-0	On ESPN:	0-1		
When opponent has higher FG%:	0-10	On ESPN2:	2-1		
When FG% is equal:	0-0	On ESPNU:	1-0		
		On ESPN3:	1-0		
		On FS1:	0-0		
		On CBS SN:	0-2		
		On NBC SN:	0-0		
		truTV:	0-0		
When Iowa outrebounds opponent:	8-3				
When opponent has more rebounds:	5-7				
When rebounds are equal:	0-0				
When Iowa shoots at least 80% from the line:	0-2	Most Points, First Half: 59 vs. Savannah State			
When Iowa shoots less than 80% from the line:	13-8	Fewest Points, First Half: 19 vs. Virginia			
When opponent shoots at least 80% from the line:	3-2	Most Points Allowed, First Half: 54 vs. Memphis			
When opponent shoots less than 80% from the line:	10-8	Fewest Points Allowed, First Half: 16 vs. Northern Iowa			
When Iowa shoots more free throws than opponent:	9-5	Most Points, Second Half: 57 Savannah State			
When opponent shoots more free throws:	4-4	Fewest Points, Second Half: 22 vs. Virginia/ Northwestern			
When free throws attempts are equal:	0-1	Most Points Allowed, Second Half: 51 vs. Notre Dame			
When Iowa has higher FT% than opponent:	5-6	Fewest Points Allowed, Second Half: 30, twice			
When opponent has higher FT%:	7-3	Largest Halftime Advantage: 23 vs. Delaware State			
When FT% is equal:	1-1	Largest Halftime Deficit: 24 at Purdue			
When Iowa shoots at least 50% from 3-point range:	2-0				
When Iowa shoots less than 50% from 3-point range:	11-10				
When opponent shoots at least 50% from 3-point range:	1-0				
When opponent shoots less than 50% from 3-point range:	11-10				
When Iowa has a higher 3-point FG% than opponent:	11-2				
When opponent has a higher 3-point FG%:	2-8				
When 3-point FG% is equal:	0-0				
When Iowa has more assists than opponent:	10-2				
When opponent has more assists:	3-8				
When assists are equal:	0-0				
When Iowa has fewer turnovers than opponent:	9-2				
When opponent has fewer turnovers:	4-7				
When turnovers are equal:	0-1				
When Iowa has more steals than opponent:	6-2				
When opponent has more steals:	4-7				
When steals are equal:	3-1				



UNDER McCAFFERY.. IOWA RECORD WHEN..

When playing at home:	91-28	When leading at the half:	112-28	When wearing White:	84-31
When playing on the road:	26-45	When trailing at the half:	15-66	When wearing Black:	31-58
When playing on a neutral court:	14-22	When tied at the half:	3-1	When wearing Gold:	15-6

When Iowa scores 100 points or more:	6-0	Iowa field goal percentage at home:	3172-6881	.460
When Iowa scores 90-99 points:	15-3	Iowa field goal percentage on road:	2652-6246	.424
When Iowa scores 80-89 points:	40-8	Iowa 3-point percentage at home:	745-2106	.353
When Iowa scores 70-79 points:	46-25	Iowa 3-point percentage on road:	630-1897	.332
When Iowa scores under 70 points:	24-60	Iowa free throw percentage at home:	2078-2896	.717
		Iowa free throw percentage on road:	1490-2084	.714

When opponent scores 100 points or more:	0-3
When opponent scores 90-99 points:	1-12
When opponent scores 80-89 points:	2-22
When opponent scores 70-79 points:	31-34
When opponent scores 60-69 points:	42-23
When opponent scores fewer than 60 points:	55-2

On Sunday:	23-18
On Monday:	10-2
On Tuesday:	19-14
On Wednesday:	13-16
On Thursday:	17-22
On Friday:	14-10
On Saturday:	33-13

When Iowa shoots at least 50% from the field:	37-7
When Iowa shoots less than 50% from the field:	94-89
When opponent shoots at least 50% from the field:	3-39
When opponent shoots less than 50% from the field:	128-57
When Iowa has higher FG% than opponent:	116-16
When opponent has higher FG%:	14-77
When FG% is equal:	2-2

On BTN:	52-48
On CBS:	1-2
On ESPN:	8-13
On ESPN2:	10-11
On ESPNU:	14-8
On FS1:	1-0
On Mediacom:	12-0
On CBS SN:	1-3
On NBC SN:	2-1
truTV:	1-0

When Iowa outrebounds opponent:	99-37
When opponent has more rebounds:	30-56
When rebounds are equal:	2-3

Most Points, First Half: 59 vs. Savannah State, '16
 Fewest Points, First Half: 14 vs. Indiana, '13
 Most Points Allowed, First Half: 55 vs. Michigan State, '12
 Fewest Points Allowed, First Half: 12 vs. UNC Wilmington, '13
 Most Points, Second Half: 58 vs. SIU-Edwardsville, '10
 Fewest Points, Second Half: 15 vs. Northern Iowa, '14
 Most Points Allowed, Second Half: 61 at Oregon, '12
 Fewest Points Allowed, Second Half: 16 vs. UNI, '10
 Largest Halftime Advantage: 37 vs. Arkansas-Pine Bluff, '13
 Largest Halftime Deficit: 25 vs. Villanova, '16

When Iowa shoots at least 80% from the line:	32-20
When Iowa shoots less than 80% from the line:	99-76
When opponent shoots at least 80% from the line:	25-20
When opponent shoots less than 80% from the line:	107-75
When Iowa shoots more free throws than opponent:	107-40
When opponent shoots more free throws:	18-52
When free throws attempts are equal:	6-4
When Iowa has higher FT% than opponent:	88-42
When opponent has higher FT%:	40-51
When FT% is equal:	3-3

When Iowa shoots at least 50% from 3-point range:	16-6
When Iowa shoots less than 50% from 3-point range:	114-91
When opponent shoots at least 50% from 3-point range:	2-16
When opponent shoots less than 50% from 3-point range:	129-80
When Iowa has a higher 3-point FG% than opponent:	95-31
When opponent has a higher 3-point FG%:	32-67
When 3-point FG% is equal:	0-1

When Iowa has more assists than opponent:	99-24
When opponent has more assists:	27-64
When assists are equal:	5-7

When Iowa has fewer turnovers than opponent:	90-35
When opponent has fewer turnovers:	35-50
When turnovers are equal:	7-10
When Iowa has more steals than opponent:	82-35
When opponent has more steals:	38-52
When steals are equal:	11-8



IOWA SUPERLATIVES UNDER McCAFFERY

TEAM

Most Points Scored

1. **116 -- Savannah State (11/13/16)**
2. 111 -- SIU Edwardsville (11/26/10)
3. 109 -- Md. Eastern Shore (11/14/13)
4. 105 -- Central Arkansas (12/19/11)
5. 103 -- Coppin State (11/15/15)
- 103 -- Abilene Christian (11/17/13)

Fewest Points Allowed

1. 36 -- Howard (11/15/12)
2. 39 -- UNC Wilmington (11/8/13)
- 39 -- Northern Iowa (12/7/10)
4. 40 -- Louisiana Monroe (11/16/10)
5. 41 -- Abilene Christian (11/17/13)

Field Goals Made

1. **42 -- Savannah State (11/13/16)**
- 42 -- Central Arkansas (12/19/11)
3. 40 -- Coppin State (11/15/15)
4. 38 -- Abilene Christian (11/17/13)
5. 37 -- SIU Edwardsville (11/26/10)
- 37 -- Oregon (3/18/12)

Field Goals Attempted

1. **87 -- Savannah State (11/13/16)**
2. **77 -- Nebraska (1/5/17)**
- 79 -- Oregon (3/18/12)
4. 76 -- Central Arkansas (12/19/11)
- 76 -- South Dakota (12/4/12)
6. 74 -- Wisconsin (2/6/13)

Field Goal Percentage (20 Made)

1. .643 -- Maryland (2/8/15)
2. .630 -- Indiana (1/29/12)
3. .627 -- Michigan (2/5/15)
4. .623 -- Abilene Christian (11/17/13)
5. .617 -- Arkansas-Pine Bluff (12/22/13)

3-Point Field Goals Made

1. **18 -- Savannah State (11/13/16) ***
2. **14 -- Omaha (12/3/16)**
3. 13 -- Northern Illinois (11/17/11)
4. 12 -- UMKC (12/5/15)
- 12 -- Dayton (11/26/15)
- 12 -- Marquette (11/19/15)
- 12 -- Coppin State (11/15/15)
- 12 -- Northern Iowa (12/15/12)

3-Point Field Goals Attempted

1. **43 -- Savannah State (11/13/16) ***
2. **35 -- Notre Dame (11/29/16)**
3. **34 -- Omaha (12/3/16)**
4. 30 -- Tennessee Tech (12/22/15)
- 30 -- Longwood (11/29/14)
6. **29 -- Nebraska (1/5/17)**
- 29 -- UT Rio Grande Valley (11/20/16)
- 29 -- Rutgers (1/21/16)

3-Point FG Percentage (10 Made)

1. .619 (13-21) Northern Illinois (11/17/11)
2. **.611 (11-18) Rutgers (1/31/17)**
3. .588 (10-17) Arkansas-Pine Bluff (12/22/13)
- .588 (10-17) Michigan (2/1/14)
5. **.579 (11-19) Michigan (1/1/17)**

Free Throws Made

1. 38 -- Nebraska-Omaha (11/10/13)
2. 32 -- Md. Eastern Shore (11/14/13)
3. 31 -- Penn State (2/15/14)
- 31 -- Wichita State (11/21/12)
- 31 -- Penn State (1/31/13)
- 31 -- Nebraska (1/5/15)

Free Throws Attempted

1. 49 -- Nebraska-Omaha (11/10/13)
2. 43 -- UM Eastern Shore (11/14/13)
- 43 -- Michigan State (1/28/14)
4. 40 -- Penn (11/22/13)
- 40 -- Penn State (2/15/14)

Free Throw Percentage (10 Made)

1. 1.000 (15-15) Virginia (3/27/13)
2. **1.000 (13-13) Purdue (12/28/16)**
3. .929 (26-28) North Florida (12/22/14)
4. .926 (25-27) Penn State (2/28/15)
5. .923 (12-13) Iowa State (12/12/14)
6. .917 (11-12) Michigan St (3/15/13)

Most Rebounds

1. 57 -- Md. Eastern Shore (11/14/13)
2. 56 -- UNC Wilmington (11/8/13)
- 56 -- Brown (12/3/11)
- 56 -- SC State (12/19/12)
5. 54 -- Fairleigh Dickinson (12/9/13)
- 54 -- Coppin State (12/22/12)

Most Assists

1. **33 -- Savannah State (11/13/16)**
2. 32 -- Central Arkansas (12/19/11)
3. 31 -- Coppin State (11/15/15)
4. 26 -- Northern Illinois (11/17/11)
5. 25 -- Abilene Christian (11/17/13)

Most Steals

1. 19 -- SIU Edwardsville (11/26/10)
2. 16 -- UMBC (12/6/14)
3. **15 -- Rutgers (1/31/17)**
4. 14 -- Marquette (11/19/15)
- 14 -- Penn (11/22/13)
- 14 -- Idaho St (12/4/10)
- 14 -- Chicago St (11/11/11)
8. 13 -- Rutgers (2/19/15)
- 13 -- IPFW (11/26/11)
- 13 -- UT-Pan American (11/9/12)

Most Blocked Shots

1. 14 -- Drake (12/19/15) *
2. 13 -- Illinois (3/5/13)
3. 12 -- UNC Wilmington (11/8/13)
- 12 -- Northern Illinois (11/26/14)
5. 11 -- Michigan State (12/29/15)
6. 10 -- Penn State (2/15/14)
- 10 -- UT-Pan American (11/9/12)

Fewest Turnovers

1. 3 -- Temple (3/18/16)
- 3 -- Drake (12/19/15)
3. 4 -- Michigan (1/17/16)
- 4 -- Northwestern (2/15/15)
5. 5 -- Stetson (12/5/16)
- 5 -- Davidson (3/20/15)
- 5 -- Abilene Christian (11/17/13)
- 5 -- Drake (12/7/13)
- 5 -- UTEP (11/29/13)
- 5 -- Purdue (3/2/14)
- 5 -- Boise St (12/22/11)
12. **6 -- Notre Dame (11/29/16)**
- 6 -- UMKC (12/5/15)
- 6 -- Michigan (2/5/15)
- 6 -- Northwestern (3/7/15)
- 6 -- Penn State (2/15/14)
- 6 -- Tennessee (3/19/14)
- 6 -- Illinois (3/8/12)

* -- denotes school record

INDIVIDUAL

Most Points:

1. **42 -- Peter Jok vs. Memphis (11/26/16)**
2. **34 -- Peter Jok vs. Nebraska (1/5/17)**
3. **33 -- Peter Jok vs. Omaha (12/3/16)**
- 33 -- Matt Gatens vs Wisconsin (2/23/12)
5. 32 -- Jarrod Uthoff vs. Iowa State (12/10/15)
6. 31 -- Devyn Marble vs Oregon (3/18/12)
7. 30 -- Matt Gatens vs Indiana (2/19/12)
- 30 -- Devyn Marble vs. UNI (12/15/12)
- 30 -- Devyn Marble vs. Xavier (11/28/13)
- 30 -- **Peter Jok vs. Seton Hall (11/17/16)**

Field Goals Made

1. 12 -- Jarrod Uthoff vs. Iowa State (12/10/15)
- 12 -- Matt Gatens vs Wisconsin (2/23/12)
- 12 -- **Peter Jok vs. Nebraska (1/5/17)**
4. 11 -- Jarrod Uthoff vs. Michigan (3/5/16)
- 11 -- Aaron White vs. Davidson (3/20/15)
- 11 -- Aaron White vs. Iowa State (12/13/13)
- 11 -- **Peter Jok vs. Memphis (11/26/16)**
- 11 -- **Peter Jok vs. Seton Hall (11/17/16)**
- 11 -- **Peter Jok vs. Kennesaw St. (11/11/16)**
- 11 -- **Peter Jok vs. Purdue (1/12/17)**

Field Goals Attempted

1. 24 -- Devyn Marble vs. Wisconsin (1/5/14)
- 24 -- **Peter Jok vs. Nebraska (1/5/17)**
3. 23 -- Devyn Marble vs. Xavier (11/28/13)
- 23 -- Devyn Marble vs. Villanova (11/30/13)
5. 21 -- Jarrod Uthoff vs. Temple (3/18/16)
- 21 -- Matt Gatens vs. Minnesota (1/16/11)
- 21 -- **Peter Jok vs. Seton Hall (11/17/16)**
- 21 -- **Peter Jok vs. Omaha (12/3/16)**

3-Point FG Made

1. **8 -- Peter Jok vs. Memphis (11/26/16)**
2. **7 -- Jordan Bohannon vs Notre Dame (11/29/16)**
- 7 -- Devyn Marble vs Oregon (3/18/12)
- 7 -- Matt Gatens vs Wisconsin (2/23/12)
- 7 -- Matt Gatens vs Indiana (2/19/12)
6. **6 -- Jordan Bohannon vs. Omaha (12/3/16)**
- 6 -- Devyn Marble vs. SCSU (12/19/12)
- 6 -- Devyn Marble vs. Michigan (2/8/14)
- 6 -- Josh Oglesby at Indiana (1/12/12)

3-Point Field Goals Attempted

1. **15 -- Jordan Bohannon at Notre Dame (12/3/16)**
2. **12 -- Jordan Bohannon vs. Omaha (12/3/16)**
3. **11 -- Peter Jok at Notre Dame (11/29/16)**
- 11 -- **Peter Jok vs. Memphis (11/26/16)**
- 11 -- **Peter Jok vs. Nebraska (1/5/17)**
- 11 -- Peter Jok vs. Penn State (2/17/16)
- 11 -- Jarrod Uthoff vs. N'western (2/15/15)
- 11 -- Josh Oglesby at Wisconsin (2/6/13)

Free Throws Made

1. 14 -- Roy Devyn Marble vs. UNI (12/15/12)
- 14 -- Aaron White vs. Texas (11/20/14)
3. 13 -- Aaron White vs. Wisconsin (1/19/13)
4. **12 -- Peter Jok vs. Omaha (12/3/16)**
- 12 -- **Peter Jok vs. Memphis (11/26/16)**
- 12 -- Devyn Marble vs. Indiana (12/31/12)
- 12 -- Aaron White vs. Nebraska (1/5/15)
- 12 -- Gabriel Olaseni vs. Nebraska (1/5/15)

Most Rebounds:

1. 18 -- Adam Woodbury vs. Wisconsin (2/24/16)
2. 17 -- Aaron White vs. Iowa State (12/13/13)
3. 16 -- Gabriel Olaseni at Purdue (1/24/15)
4. 15 -- Jarrod Uthoff vs. Minnesota (2/14/16)
- 15 -- Adam Woodbury vs. Indiana (2/11/16)
- 15 -- Adam Woodbury vs. Penn State (2/3/16)
- 15 -- Aaron White vs. Omaha (11/10/13)
- 15 -- Jarryd Cole vs. UNI (12/7/10)

Most Assists

1. 12 -- Mike Gesell vs. Minnesota (2/14/16)
- 12 -- Mike Gesell vs. Coppin State (11/15/15)
3. 11 -- Mike Gesell vs. Michigan (3/5/16)
- 11 -- Devyn Marble vs. Wisconsin (2/22/14)
- 11 -- Bryce Cartwright vs Dayton (3/13/12)
6. 10 -- Mike Gesell vs. Nebraska (1/5/16)
- 10 -- Mike Gesell vs. Tenn. Tech (12/22/15)
- 10 -- Bryce Cartwright at Oregon (3/18/12)
- 10 -- Bryce Cartwright vs Mich St (2/2/11)

Most Steals

1. 7 -- Eric May vs SIUE (11/26/10)
2. 6 -- Roy Devyn Marble vs. Penn (11/22/13)
- 6 -- Eric May at Wake Forest (11/30/10)
4. 5 -- Jarryd Cole at Mich St (3/2/11)
- 5 -- Matt Gatens vs Idaho St (12/4/10)
- 5 -- Aaron White vs. North Florida (12/22/14)
- 5 -- Mike Gesell at Penn State (2/28/15)

Most Blocks

1. 7 -- Melsahn Basabe vs. Iowa St (12/10/10)
- 7 -- Gabriel Olaseni vs. Illinois (3/5/13)
3. **6 -- Nicholas Baer at Nebraska (1/5/17)**
- 6 -- Jarrod Uthoff vs. Minnesota (2/14/16)
- 6 -- Jarrod Uthoff vs. Michigan State (12/29/15)
- 6 -- Nicholas Baer vs. Drake (12/19/15)
- 6 -- Melsahn Basabe vs Ohio St (1/4/11)

Game 1 - Iowa 91, Kennesaw State 74

Official Basketball Box Score -- Game Totals -- Final Statistics
Kennesaw State vs Iowa
11/11/16 8:35 p.m. at Carver-Hawkeye Arena - Iowa City, IA

Kennesaw State 74 • 0-1

#	Player	Total			Rebounds			PF	TP	A	TO	Blk	Stl	Min
		FG-FGA	3-Ptr	FT-FTA	Off	Def	Tot							
02	Jones, Jordan	r 1-3	0-0	0-1	0	3	3	2	1	1	0	1	19	
14	Williams, Aubrey	r 3-4	0-0	1-2	4	4	8	4	7	1	3	0	20	
00	Ray, Kendrick	g 6-16	0-2	0-0	2	0	2	4	12	2	0	0	23	
11	Clarke, Kyle	g 1-3	0-0	2-3	0	1	1	3	4	6	3	0	20	
21	Masterson, Nick	g 11-16	7-10	0-1	1	2	3	1	29	1	5	0	31	
04	Hooker, Tyler	2-11	1-1	0-2	2	1	3	1	5	4	1	0	20	
10	Nielsen, Johannes	4-7	0-0	0-0	2	1	3	2	8	1	0	0	21	
13	Wilson, Anthony	2-10	0-2	2-3	3	4	7	2	6	1	0	0	17	
24	Burnett, Josh	0-0	0-0	0-0	0	1	1	1	0	1	1	0	9	
35	Cameron, Zach	0-0	0-0	1-3	1	6	7	4	1	1	2	1	20	
Team				2		1		3						
Totals		30-70	8-15	6-15	17	24	41	25	74	19	21	1	9	200

FG % 1st Half: 11-31 35.5% 2nd half: 19-39 48.7% Game: 30-70 42.9%
3FG % 1st Half: 3-5 60.0% 2nd half: 5-10 50.0% Game: 8-15 53.3%
FT % 1st Half: 0-4 0.0% 2nd half: 6-11 54.5% Game: 6-15 40.0%

Iowa 91 • 1-0

#	Player	Total			Rebounds			PF	TP	A	TO	Blk	Stl	Min
		FG-FGA	3-Ptr	FT-FTA	Off	Def	Tot							
05	Cook, Tyler	r 1-7	0-1	4-4	5	5	10	3	6	1	4	0	0	21
25	Uhl, Dom	r 1-3	0-2	6-10	3	2	5	1	8	0	2	0	0	18
51	Baer, Nicholas	r 2-6	2-4	4-4	0	3	3	10	2	0	0	0	26	
10	Williams, Christian	g 2-4	0-1	0-0	0	1	1	0	4	5	2	1	19	
14	Jok, Peter	g 11-19	3-8	2-2	0	4	4	1	27	3	2	0	26	
00	Wagner, Ahmad	4-4	0-0	4-5	0	5	5	2	12	4	2	4	24	
03	Bohannon, Jordan	2-4	2-4	0-0	0	0	0	2	6	2	2	0	21	
04	Moss, Isaiah	1-2	0-0	0-0	0	0	0	1	2	0	1	0	4	
11	Rose, Charlie	0-0	0-0	0-0	0	1	1	2	0	0	1	0	1	
15	Kriener, Ryan	2-3	0-1	2-2	0	3	3	1	6	0	1	0	9	
24	Ellingson, Brady	0-1	0-1	0-0	0	1	1	3	0	0	0	0	15	
35	Pemsl, Cordell	4-7	0-0	2-7	3	3	6	2	10	0	0	2	16	
Team				0		0		0						
Totals		30-60	7-22	24-34	11	28	39	21	91	17	17	8	9	200

FG % 1st Half: 16-30 53.3% 2nd half: 14-30 46.7% Game: 30-60 50.0%
3FG % 1st Half: 4-11 36.4% 2nd half: 3-11 27.3% Game: 7-22 31.8%
FT % 1st Half: 7-15 46.7% 2nd half: 17-19 89.5% Game: 24-34 70.6%

Officials: D.J. Carstensen, Rob Kueneman, Steve McJunkins
Technical fouls: Kennesaw State-TEAM. Iowa-None.
Attendance: 13007

Score by periods	1st	2nd	Total
Kennesaw State	25	49	74
Iowa	43	48	91

Points	In	Off	2nd	Fast	Bench
KSU	Paint	T/O	Chance	Break	
Iowa	30	11	14	7	20
	34	27	14	15	36

Last FG - KSU 2nd-00:51, IOWA 2nd-01:52.
Largest lead - KSU None, IOWA by 22 2nd-03:06.
KSU led for 00:00. IOWA led for 39:19. Game was tied for 00:41.

Score tied - 0 times.
Lead changed - 0 times.

Game 3 - Seton Hall 91, Iowa 83

Official Basketball Box Score -- Game Totals -- Final Statistics
Seton Hall vs Iowa
11/17/16 8:06 p.m. at Carver-Hawkeye Arena - Iowa City, IA

Seton Hall 91 • 3-0

#	Player	Total			Rebounds			PF	TP	A	TO	Blk	Stl	Min
		FG-FGA	3-Ptr	FT-FTA	Off	Def	Tot							
14	Sanogo, Ismael	f 2-4	0-0	0-1	1	2	3	4	0	2	0	1	14	
20	Rodriguez, Desi	f 9-19	2-3	5-10	1	8	9	2	25	2	0	0	33	
31	Delgado, Angel	f 2-6	0-0	5-6	3	8	11	3	9	2	1	0	27	
00	Carrington, Khadeen	g 9-18	1-5	1-6	0	4	4	2	20	3	3	0	37	
30	Jones, Madison	g 2-2	0-0	1-2	0	3	3	4	5	4	2	0	21	
01	Nzei, Michael	0-0	0-0	0-0	1	1	2	4	0	0	0	1	10	
04	Gordon, Eron	0-1	0-1	0-0	0	0	0	1	0	0	1	0	8	
13	Powell, Myles	9-14	5-7	3-3	1	0	1	2	26	0	2	1	28	
25	Anthony, Rashed	0-0	0-0	0-0	1	0	1	1	0	0	0	0	12	
33	Singh, Veer	0-1	0-1	2-3	0	2	2	1	2	0	1	0	10	
Team				1		2								
Totals		33-65	8-17	17-31	9	29	38	24	91	11	12	2	10	200

FG % 1st Half: 14-36 38.9% 2nd half: 19-29 65.5% Game: 33-65 50.8%
3FG % 1st Half: 4-8 50.0% 2nd half: 4-9 44.4% Game: 8-17 47.1%
FT % 1st Half: 10-17 58.8% 2nd half: 7-14 50.0% Game: 17-31 54.8%

Iowa 83 • 2-1

#	Player	Total			Rebounds			PF	TP	A	TO	Blk	Stl	Min
		FG-FGA	3-Ptr	FT-FTA	Off	Def	Tot							
05	Cook, Tyler	f 9-15	1-3	5-12	1	1	2	1	24	1	2	0	1	32
25	Uhl, Dom	f 2-5	1-2	3-4	3	7	10	4	8	0	2	0	0	25
51	Baer, Nicholas	f 2-5	1-3	1-2	2	4	6	3	6	2	1	3	29	
10	Williams, Christian	g 2-6	2-2	0-0	1	4	5	3	6	4	3	0	2	24
14	Jok, Peter	g 11-21	2-8	6-6	2	9	11	2	30	4	1	0	36	
00	Wagner, Ahmad	0-1	0-0	1-4	1	1	2	3	1	0	1	0	20	
03	Bohannon, Jordan	0-2	0-1	3-4	0	3	3	2	3	4	3	0	19	
04	Moss, Isaiah	0-1	0-0	0-0	0	0	0	1	0	0	0	0	2	
23	Jones, Dale	0-1	0-0	0-0	0	1	1	1	0	1	1	0	2	
24	Ellingson, Brady	1-1	1-1	0-0	0	0	0	3	3	0	1	0	5	
35	Pemsl, Cordell	1-3	0-1	0-0	1	4	5	1	2	0	2	0	6	
Team				1		1								
Totals		28-61	8-21	19-32	12	34	46	24	83	16	17	3	9	200

FG % 1st Half: 16-30 53.3% 2nd half: 12-31 38.7% Game: 28-61 45.9%
3FG % 1st Half: 5-9 55.6% 2nd half: 3-12 25.0% Game: 8-21 38.1%
FT % 1st Half: 7-13 53.8% 2nd half: 12-19 63.2% Game: 19-32 59.4%

Officials: Mike Stephens, Lamar Simpson, Bo Boroski
Technical fouls: Seton Hall-None. Iowa-None.
Attendance: 10391
Gavitt Games

Score by periods	1st	2nd	Total
Seton Hall	42	49	91
Iowa	44	39	83

Points	In	Off	2nd	Fast	Bench
SHU	Paint	T/O	Chance	Break	
Iowa	50	21	10	10	28
	54	15	9	10	9

Last FG - SHU 2nd-01:35, IOWA 2nd-00:52.
Largest lead - SHU by 11 2nd-01:35, IOWA by 7 1st-17:56.
SHU led for 25:44. IOWA led for 12:23. Game was tied for 01:53.

Score tied - 4 times.
Lead changed - 11 times.

Game 2 - Iowa 116, Savannah State 84

Official Basketball Box Score -- Game Totals -- Final Statistics
Savannah State vs Iowa
11/13/16 2:35 p.m. at Carver-Hawkeye Arena - Iowa City, IA

Savannah State 84 • 0-2

#	Player	Total			Rebounds			PF	TP	A	TO	Blk	Stl	Min
		FG-FGA	3-Ptr	FT-FTA	Off	Def	Tot							
00	Kelly, Robert	r 2-5	0-2	4-7	1	4	5	1	8	1	5	0	2	25
30	Cabeza, Jahir	r 2-6	1-4	0-0	0	3	3	2	5	0	2	3	2	17
01	Dasent, Austin	g 3-8	1-3	1-2	1	1	2	4	8	4	2	0	14	
04	Manassa, Troyce	g 5-9	2-2	2-2	3	8	11	3	14	3	0	0	23	
11	Floyd, Joshua	g 3-7	1-3	0-2	1	3	4	3	7	3	3	0	23	
03	Seller, Zach	2-4	2-4	0-0	0	0	0	1	6	4	1	0	2	18
12	Wells, Casey	1-5	1-5	3-4	0	1	1	0	6	0	0	0	17	
14	Gaines, Jordan	4-8	1-2	1-2	0	3	3	2	10	0	2	1	19	
15	Felder, Isaiah	1-3	1-1	0-0	0	0	0	0	3	1	0	0	1	4
22	McClanahan, Dexter	3-7	1-2	0-0	1	2	3	1	7	2	2	0	17	
34	Glenn, Maricus	3-4	0-0	1-3	1	1	2	3	7	1	2	0	13	
50	Williams, Kamil	1-2	0-0	1-2	1	0	1	1	3	2	1	0	10	
Team				2		3		5						
Totals		30-68	11-28	13-24	11	29	40	20	84	21	20	4	12	200

FG % 1st Half: 11-30 36.7% 2nd half: 19-38 50.0% Game: 30-68 44.1%
3FG % 1st Half: 5-14 35.7% 2nd half: 6-14 42.9% Game: 11-28 39.3%
FT % 1st Half: 12-19 63.2% 2nd half: 1-5 20.0% Game: 13-24 54.2%

Iowa 116 • 2-0

#	Player	Total			Rebounds			PF	TP	A	TO	Blk	Stl	Min
		FG-FGA	3-Ptr	FT-FTA	Off	Def	Tot							
05	Cook, Tyler	r 7-9	0-0	0-1	2	2	4	2	14	2	1	0	0	15
25	Uhl, Dom	r 1-4	1-4	0-0	2	2	4	1	3	2	2	0	0	13
51	Baer, Nicholas	r 3-6	3-5	0-0	1	1	2	2	9	6	0	2	2	15
10	Williams, Christian	g 0-1	0-0	1-2	0	4	4	1	1	4	0	0	1	19

Game 5 - #6/7 Virginia 74, Iowa 41

Official Basketball Box Score -- Game Totals -- Final Statistics
Virginia vs Iowa
11/25/16 6:10 p.m. at The Arena - Niceville, FL

Virginia 74 • 5-0

#	Player	Total		3-Ptr		Rebounds		PF	TP	A	TO	Blk	Stl	Min
		FG-FGA	FG-FTA	FG-FGA	FG-FTA	Off	Def							
00	Hall, Devon	* 2-5	2-3	0-0	0	3	3	0	6	1	1	0	1	19
21	Wilkins, Isaiah	* 4-5	0-0	3-4	2	1	3	1	11	3	1	2	1	26
30	Perrantes, London	* 5-9	2-4	0-0	0	3	3	0	12	4	1	0	2	29
33	Salt, Jack	* 2-4	0-0	0-0	0	1	1	3	4	0	0	1	0	17
51	Thompson, Darius	* 2-6	2-4	4-4	1	2	3	0	10	4	0	0	0	22
04	Shayok, Marial	3-9	0-2	0-0	1	2	3	3	6	0	0	0	3	19
05	Guy, Kyle	1-7	1-3	0-2	1	3	4	0	3	3	1	0	1	20
11	Jerome, Ty	1-1	1-1	0-1	0	0	0	1	3	1	0	0	0	11
25	Diakite, Mamadi	2-5	0-0	1-2	2	2	4	3	5	0	0	2	0	16
31	Reuter, Jarred	7-9	0-0	0-0	2	7	9	2	14	2	1	0	1	21
	Team				2	1	3							
	Totals	29-60	8-17	8-13	11	25	36	13	74	18	5	5	9	200

FG % 1st Half: 16-31 51.6% 2nd half: 13-29 44.8% Game: 29-60 48.3%
3FG % 1st Half: 5-9 55.6% 2nd half: 3-8 37.5% Game: 8-17 47.1%
FT % 1st Half: 2-2 100.0% 2nd half: 6-11 54.5% Game: 8-13 61.5%

Iowa 41 • 3-2

#	Player	Total		3-Ptr		Rebounds		PF	TP	A	TO	Blk	Stl	Min
		FG-FGA	FG-FTA	FG-FGA	FG-FTA	Off	Def							
05	Cook, Tyler	r 2-6	0-1	2-5	3	3	6	1	6	2	4	1	1	29
25	Uhl, Dom	r 4-9	1-4	0-0	1	4	5	1	9	0	5	0	0	21
51	Baer, Nicholas	r 1-1	0-0	2-2	4	2	6	3	4	1	1	0	0	16
10	Williams, Christian	g 0-2	0-0	0-0	0	1	1	4	0	1	0	0	0	22
14	Jok, Peter	g 5-14	3-8	0-0	0	1	1	2	13	2	1	0	0	27
00	Wagner, Ahmad	1-3	0-0	0-0	0	0	0	2	2	2	1	0	2	18
01	Dailey, Maishe	0-0	0-0	0-0	0	1	1	0	0	0	0	0	0	2
03	Bohannon, Jordan	2-8	2-6	0-0	1	3	4	1	6	0	3	0	0	23
04	Moss, Isaiah	0-3	0-2	0-0	0	1	1	0	0	0	1	0	0	12
15	Kriener, Ryan	0-1	0-1	0-0	0	0	0	0	0	0	0	0	0	5
24	Ellingson, Brady	0-1	0-1	0-0	0	0	0	2	0	0	0	0	0	8
35	Pemsl, Cordell	0-0	0-0	1-3	2	3	5	1	1	0	2	1	0	17
	Team				1	3	4							
	Totals	15-48	6-23	5-10	12	22	34	17	41	8	18	2	3	200

FG % 1st Half: 7-24 29.2% 2nd half: 8-24 33.3% Game: 15-48 31.3%
3FG % 1st Half: 2-11 18.2% 2nd half: 4-12 33.3% Game: 6-23 26.1%
FT % 1st Half: 3-4 75.0% 2nd half: 2-6 33.3% Game: 5-10 50.0%

Officials: Mike Eades, Doug Shows, Steve Olson

Technical fouls: Virginia-None. Iowa-None.

Attendance: 2196

2016 Emerald Coast Classic

Score by periods	1st	2nd	Total
Virginia	39	35	74
Iowa	19	22	41

	In	Off	2nd	Fast	Bench
Points	Paint	T/O	Chance	Break	
IOWA	32	19	19	0	31
IOWA	12	3	9	0	9

Last FG - UVA 2nd-00:56, IOWA 2nd-03:12.
Largest lead - UVA by 33 2nd-00:56, IOWA by 2 1st-18:40.
IOWA led for 38:25. IOWA led for 00:15. Game was tied for 01:20.

Score tied - 0 times.
Lead changed - 1 time.

Game 6 - Memphis 100, Iowa 92

Official Basketball Box Score -- Game Totals -- Final Statistics
Iowa vs Memphis
11/26/16 3:00 p.m. at The Arena - Niceville, FL

Iowa 92 • 3-3

#	Player	Total		3-Ptr		Rebounds		PF	TP	A	TO	Blk	Stl	Min
		FG-FGA	FG-FTA	FG-FGA	FG-FTA	Off	Def							
05	Cook, Tyler	r 6-9	0-0	5-6	3	4	7	2	17	2	3	2	1	33
25	Uhl, Dom	r 2-5	0-3	2-2	0	4	1	1	6	1	2	0	0	26
51	Baer, Nicholas	r 2-3	1-2	0-0	0	1	1	5	5	1	0	0	0	16
10	Williams, Christian	g 1-5	0-1	0-0	0	0	0	1	2	3	2	0	2	16
14	Jok, Peter	g 11-16	8-11	12-12	1	5	6	1	42	0	5	0	1	36
00	Wagner, Ahmad	1-2	0-0	2-2	2	3	5	4	4	2	1	0	0	13
03	Bohannon, Jordan	2-8	1-4	0-0	0	0	0	3	5	6	4	0	2	24
04	Moss, Isaiah	1-2	0-1	0-0	0	0	0	0	2	1	0	0	0	2
24	Ellingson, Brady	1-1	1-1	0-0	0	3	3	0	3	1	0	0	0	16
35	Pemsl, Cordell	3-4	0-0	0-2	0	4	4	0	6	0	1	2	0	18
	Team				2	0	2							
	Totals	30-55	11-23	21-24	8	24	32	17	92	16	18	4	6	200

FG % 1st Half: 18-30 60.0% 2nd half: 12-25 48.0% Game: 30-55 54.5%
3FG % 1st Half: 6-13 46.2% 2nd half: 5-10 50.0% Game: 11-23 47.8%
FT % 1st Half: 9-10 90.0% 2nd half: 12-14 85.7% Game: 21-24 87.5%

Memphis 100 • 5-1

#	Player	Total		3-Ptr		Rebounds		PF	TP	A	TO	Blk	Stl	Min
		FG-FGA	FG-FTA	FG-FGA	FG-FTA	Off	Def							
01	Lawson, Detric	r 15-22	0-2	5-7	6	5	11	3	35	3	1	1	1	38
15	Rykhoek, Chad	r 1-2	0-0	0-0	0	1	1	3	2	0	1	0	0	9
00	Lawson, K.J.	g 8-17	0-1	1-3	4	6	10	0	17	4	2	0	0	39
03	Martin, Jeremiah	g 5-9	3-5	1-2	1	2	3	3	14	5	2	0	4	30
05	Crawford, Markel	g 5-10	1-4	5-6	2	1	3	5	16	2	0	1	1	35
10	Kessee, Christian	0-1	0-0	1-2	0	0	0	1	1	1	0	0	1	10
12	Randall, Craig	6-11	3-6	0-0	0	2	2	3	15	2	1	0	2	32
42	McDowell, Jake	0-0	0-0	0-0	0	0	0	1	0	0	0	0	0	7
	Team				0	1	1							
	Totals	40-72	7-18	13-20	13	18	31	19	100	17	7	1	9	200

FG % 1st Half: 24-39 61.5% 2nd half: 16-33 48.5% Game: 40-72 55.6%
3FG % 1st Half: 3-9 33.3% 2nd half: 4-9 44.4% Game: 7-18 38.9%
FT % 1st Half: 3-3 100.0% 2nd half: 10-17 58.8% Game: 13-20 65.0%

Officials: Doug Shows, Mike Eades, Tony Chiazza

Technical fouls: Iowa-None. Memphis-None.

Attendance: 2196

2016 Emerald Coast Classic

Score by periods	1st	2nd	Total
Iowa	51	41	92
Memphis	54	46	100

	In	Off	2nd	Fast	Bench
Points	Paint	T/O	Chance	Break	
IOWA	32	11	12	0	20
MEM	54	21	22	0	16

Last FG - IOWA 2nd-03:58, MEM 2nd-01:47.
Largest lead - IOWA by 5 2nd-16:33, MEM by 12 1st-14:48.
IOWA led for 05:11. MEM led for 32:32. Game was tied for 02:17.

Score tied - 3 times.
Lead changed - 12 times.

Game 7 - Notre Dame 92, Iowa 78

Official Basketball Box Score -- Game Totals -- Final Statistics
Iowa vs Notre Dame
11/29/16 9:05 p.m. at Notre Dame, Ind.

Iowa 78 • 3-4

#	Player	Total		3-Ptr		Rebounds		PF	TP	A	TO	Blk	Stl	Min
		FG-FGA	FG-FTA	FG-FGA	FG-FTA	Off	Def							
35	Pemsl, Cordell	r 8-9	0-0	2-3	0	2	2	4	18	3	1	0	1	23
51	Baer, Nicholas	r 3-10	1-4	1-2	6	6	12	2	8	1	0	0	3	27
03	Bohannon, Jordan	g 7-18	7-15	2-2	1	1	2	3	23	7	1	0	0	32
04	Moss, Isaiah	g 2-4	1-2	0-0	0	2	2	2	5	5	0	1	0	24
14	Jok, Peter	g 4-20	2-11	5-7	1	5	6	3	15	1	2	0	2	36
00	Wagner, Ahmad	0-2	0-0	0-0	0	0	0	3	0	1	0	0	0	6
10	Williams, Christian	1-2	0-0	0-0	1	2	3	2	2	2	0	0	0	15
15	Kriener, Ryan	0-1	0-0	0-0	0	0	0	2	0	0	1	0	1	2
24	Ellingson, Brady	2-3	1-2	0-0	0	0	0	1	5	0	0	0	1	19
25	Uhl, Dom	0-2	0-1	2-2	1	0	1	0	2	2	1	1	0	16
	Team				2	2	4	1						
	Totals	27-71	12-35	12-16	12	20	32	23	78	22	6	2	8	200

FG % 1st Half: 14-37 37.8% 2nd half: 13-34 38.2% Game: 27-71 38.0%
3FG % 1st Half: 7-19 36.8% 2nd half: 5-16 31.3% Game: 12-35 34.3%
FT % 1st Half: 4-5 80.0% 2nd half: 8-11 72.7% Game: 12-16 75.0%

Notre Dame 92 • 7-0

#	Player	Total		3-Ptr		Rebounds		PF	TP	A	TO	Blk	Stl	Min
		FG-FGA	FG-FTA	FG-FGA	FG-FTA	Off	Def							
03	V.J. Beachem	r 5-10	4-8	2-2	0	5	5	2	16	1	2	0	1	36
23	Martinas Geben	r 1-1	0-0	0-2	2	7	9	5	2	0	1	1	0	11
35	Bonzie Colson	r 6-14	0-3	12-12	6	11	17	3	24	0	1	3	0	37
05														

Game 9 - Iowa 95, Stetson 68

Official Basketball Box Score -- Game Totals -- Final Statistics
Stetson vs Iowa
 12/05/16 6 p.m. at Carver-Hawkeye Arena - Iowa City, IA

Stetson 68 • 4-6

#	Player	Total		3-Ptr		Rebounds			PF	TP	A	TO	Blk	Stl	Min
		FG-FGA	FT-FTA	FG-FGA	FT-FTA	Off	Def	Tot							
22	Newton, Derick	5-12	1-5	1-2	2 3 5	1	12	3	2	0	0	0	0	0	29
14	Dennis, Larry	0-1	0-0	0-0	0 0 0	4	0	1	1	0	0	0	0	0	6
04	Myles, Divine	4-11	0-0	0-0	1 3 4	3	8	4	1	1	1	0	1	32	
05	Rivera, Angel	0-3	0-2	2-2	1 4 5	1	2	4	0	0	0	0	0	30	
33	Doyle, Luke	4-13	3-11	0-0	0 5 5	2	11	2	1	0	0	0	0	28	
03	Glasford, B.J.	3-11	2-7	0-0	2 6 8	3	8	0	1	0	2	0	0	20	
15	Verk, Clay	1-5	0-1	3-6	2 1 3	3	5	0	1	0	0	0	0	21	
23	Ndahiro, Kevin	3-3	0-0	2-3	2 4 6	3	8	0	1	2	0	0	0	12	
35	Goodman, Leo	5-13	2-7	2-3	1 2 3	3	14	2	0	0	0	0	0	22	
Team						3	1	4							
Totals		25-72	8-33	10-16	14 29 43	23	68	16	10	3	3	200			

FG % 1st Half: 11-37 29.7% 2nd half: 14-35 40.0% Game: 25-72 34.7% Deadball Rebounds 2
 3FG % 1st Half: 4-14 28.6% 2nd half: 4-19 21.1% Game: 8-33 24.2%
 FT % 1st Half: 2-4 50.0% 2nd half: 8-12 66.7% Game: 10-16 62.5%

Iowa 95 • 4-5

#	Player	Total		3-Ptr		Rebounds			PF	TP	A	TO	Blk	Stl	Min
		FG-FGA	FT-FTA	FG-FGA	FT-FTA	Off	Def	Tot							
00	Wagner, Ahmad	3-4	0-0	2-5	1 5 6	2	8	1	0	2	0	0	0	13	
35	Pemsl, Cordell	9-11	0-0	3-5	5 3 8	3	21	2	0	2	0	0	0	22	
03	Bohannon, Jordan	1-9	0-3	0-0	0 1 1	1	2	5	2	0	1	1	0	26	
04	Moss, Isaiah	8-13	5-8	0-0	1 5 6	2	21	2	2	0	2	0	2	32	
14	Jok, Peter	4-13	1-7	6-8	1 7 8	1	15	7	0	0	0	0	0	25	
01	Dalley, Maishe	2-3	0-0	1-2	1 3 4	1	5	0	0	0	0	0	0	11	
10	Williams, Christian	3-6	0-1	0-0	1 5 6	1	6	1	1	0	0	0	0	19	
11	Rose, Charlie	0-1	0-1	0-0	0 0 0	0	0	0	0	0	0	0	0	2	
15	Kriener, Ryan	1-1	0-0	0-0	1 2 3	1	2	0	0	1	0	0	0	6	
24	Ellingson, Brady	1-4	0-2	0-0	0 1 1	1	2	0	0	0	0	0	0	12	
25	Uhl, Dom	2-3	0-0	2-4	1 1 2	1	6	1	0	0	1	0	0	12	
51	Baer, Nicholas	2-5	0-1	3-4	2 3 5	1	7	2	0	0	1	0	0	20	
Team						1	1	2							
Totals		36-73	6-23	17-28	15 37 52	15	95	21	5	5	5	200			

FG % 1st Half: 14-31 45.2% 2nd half: 22-42 52.4% Game: 36-73 49.3% Deadball Rebounds 4
 3FG % 1st Half: 3-12 25.0% 2nd half: 3-11 27.3% Game: 6-23 26.1%
 FT % 1st Half: 13-22 59.1% 2nd half: 4-6 66.7% Game: 17-28 60.7%

Officials: Gene Steratore, Rob Riley, Steve McJunkins
 Technical fouls: Stetson-None. Iowa-None.
 Attendance: 9839

Score by periods	1st	2nd	Total
Stetson	28	40	68
Iowa	44	51	95

Points	In	Off	2nd	Fast	Bench
Stetson	20	5	9	6	35
Iowa	50	8	23	14	28

Last FG - STET 2nd-00:58, IOWA 2nd-00:35.
 Largest lead - STET None, IOWA by 30 2nd-05:29.
 STET led for 00:00. IOWA led for 39:26. Game was tied for 00:08.

Score tied - 0 times.
 Lead changed - 0 times.

Game 11 - Iowa 69, Northern Iowa 46

UNI vs Iowa
 12/17/16 3:31 p.m. at Wells Fargo Arena - Des Moines, IA

UNI 46 • 5-5

#	Player	Total		3-Ptr		Rebounds			PF	TP	A	TO	Blk	Stl	Min
		FG-FGA	FT-FTA	FG-FGA	FT-FTA	Off	Def	Tot							
02	Carlson, Clint	1-5	0-3	0-0	3 3 6	2	2	3	0	0	2	0	0	31	
03	Friedman, Ted	0-0	0-0	0-2	2 2 4	2	0	0	0	0	0	0	0	16	
13	McCloud, Juwan	1-8	0-3	0-0	0 0 0	0	0	2	1	3	0	2	0	25	
20	Morgan, Jeremy	4-13	1-6	5-6	0 9 9	1	14	4	2	1	0	0	0	32	
30	Haldeman, Spencer	3-12	2-7	4-4	0 0 0	2	12	0	0	0	1	0	0	27	
15	Dahl, Justin	0-0	0-0	0-0	0 0 0	0	0	0	0	0	0	0	0	4	
21	Rhodes, Hunter	0-0	0-0	0-0	0 1 1	0	0	1	0	0	0	0	0	9	
23	Ashton, Jordan	0-2	0-0	0-0	0 3 3	1	0	0	2	0	0	0	0	17	
24	Brown, Isaiah	1-3	0-1	0-0	0 1 1	0	2	0	0	0	0	0	0	8	
25	Koch, Bennett	0-2	0-0	0-0	0 0 0	4	0	0	0	0	0	0	0	7	
33	Lohaus, Wyatt	4-10	2-5	0-0	1 1 2	0	10	0	1	0	0	0	0	20	
34	McDonnell, Luke	1-1	1-1	1-2	1 1 2	0	4	0	0	0	0	0	0	4	
Team						1	0	1							
Totals		15-56	6-26	10-14	8 21 29	12	46	9	11	1	5	200			

FG % 1st Half: 6-31 19.4% 2nd half: 9-25 36.0% Game: 15-56 26.8% Deadball Rebounds 4-1
 3FG % 1st Half: 3-16 18.8% 2nd half: 3-10 30.0% Game: 6-26 23.1%
 FT % 1st Half: 1-3 33.3% 2nd half: 9-11 81.8% Game: 10-14 71.4%

Iowa 69 • 6-5

#	Player	Total		3-Ptr		Rebounds			PF	TP	A	TO	Blk	Stl	Min
		FG-FGA	FT-FTA	FG-FGA	FT-FTA	Off	Def	Tot							
00	Wagner, Ahmad	3-6	0-0	0-0	2 2 4	3	6	2	3	0	1	2	0	26	
03	Bohannon, Jordan	2-7	2-5	0-0	0 4 4	1	6	6	2	0	0	0	0	31	
04	Moss, Isaiah	2-6	0-2	3-3	0 1 1	3	7	1	0	0	0	0	0	15	
14	Jok, Peter	9-15	3-3	0-0	1 7 8	2	21	0	1	0	0	0	0	29	
35	Pemsl, Cordell	4-4	0-0	2-3	0 5 5	3	10	0	1	0	1	0	0	18	
01	Dalley, Maishe	0-0	0-0	0-0	0 0 0	0	0	0	0	0	0	0	0	4	
10	Williams, Christian	1-2	0-0	0-0	0 1 1	1	2	1	1	0	0	0	0	13	
11	Rose, Charlie	0-0	0-0	0-0	0 0 0	0	0	0	0	0	0	0	0	1	
15	Kriener, Ryan	1-2	0-0	0-0	1 1 2	1	2	0	0	0	0	0	0	4	
24	Ellingson, Brady	0-0	0-0	2-2	0 0 0	1	2	0	2	0	1	1	0	11	
25	Uhl, Dom	1-5	0-3	0-1	1 3 4	1	2	1	1	0	0	0	0	20	
51	Baer, Nicholas	5-11	1-7	0-0	4 7 11	1	11	3	2	2	1	0	0	28	
Team						1	2	3							
Totals		28-58	6-20	7-9	10 33 43	17	69	14	13	2	4	200			

FG % 1st Half: 15-30 50.0% 2nd half: 13-28 46.4% Game: 28-58 48.3% Deadball Rebounds 0
 3FG % 1st Half: 4-10 40.0% 2nd half: 2-10 20.0% Game: 6-20 30.0%
 FT % 1st Half: 0-2 0.0% 2nd half: 7-7 100.0% Game: 7-9 77.8%

Officials: Bo Boroski, D.J. Carstensen, Kelly Pfeifer
 Technical fouls: UNI-None. Iowa-None.
 Attendance: 15028
 2016 Hy-Vee Classic, Game 1
 Fouled Out: none

Score by periods	1st	2nd	Total
UNI	16	30	46
Iowa	34	35	69

Points	In	Off	2nd	Fast	Bench
UNI	14	5	1	6	16
Iowa	34	8	11	0	19

Last FG - UNI 2nd-00:22, IOWA 2nd-00:45.
 Largest lead - UNI by 3 1st-18:27, IOWA by 27 2nd-15:23.
 UNI led for 02:50. IOWA led for 36:08. Game was tied for 01:02.

Score tied - 1 time.
 Lead changed - 2 times.

Game 10 - Iowa 78, #25 Iowa State 64

Official Basketball Box Score -- Game Totals -- Final Statistics
Iowa State vs Iowa
 12/08/16 7 p.m. at Carver-Hawkeye Arena - Iowa City, IA

Iowa State 64 • 6-3

#	Player	Total		3-Ptr		Rebounds			PF	TP	A	TO	Blk	Stl	Min
		FG-FGA	FT-FTA	FG-FGA	FT-FTA	Off	Def	Tot							
05	Holden, Merrill	0-1	0-0	1-2	0 0 1	2	1	0	1	0	0	0	0	13	
30	Burton, Deonte	5-13	0-3	0-0	3 5 8	3	10	2	2	0	1	0	0	30	
11	Morris, Monte	4-15	2-6	0-1	1 4 5	3	10	5	2	0	1	0	0	37	
15	Mitrou-Long, Naz	3-8	2-6	2-2	1 0 1	4	10	0	2	0	2	0	0	26	
21	Thomas, Matt	6-14	2-7	0-0	1 5 6	4	14	0	0	0	1	0	0	25	
01	Weiler-Babb, Nick	4-8	1-4	1-2	0 4 4	2	10	1	1	0	1	0	0	24	
04	Jackson, Donovan	0-4	0-3	0-0	0 0 0	2	0	1	0	0	0	0	0	12	
10	Bowie, Darrell	2-5	1-1	0-0	3 5 8	4	5	0	3	1	0	0	0	19	
33	Young, Solomon	1-2	0-0	2-2	1 1 2	1	4	0	0	0	1	0	0	14	
Team						2	2	4							
Totals		25-70	8-30	6-9	13 26 39	25	64	9	11	1	7	200			

FG % 1st Half: 11-32 34.4% 2nd half: 14-38 36.8% Game: 25-70 35.7% Deadball Rebounds 0
 3FG % 1st Half: 3-15 20.0% 2nd half: 5-15 33.3% Game: 8-30 26.7%
 FT % 1st Half: 4-4 100.0% 2nd half: 2-5 40.0% Game: 6-9 66.7%

Iowa 78 • 5-5

#	Player	Total		3-Ptr		Rebounds			PF	TP	A	TO	Blk	Stl	Min
		FG-FGA	FT-FTA	FG-FGA	FT-FTA	Off	Def	Tot							

Game 13 - Iowa 89, Delaware State 57

Official Basketball Box Score -- Game Totals -- Final Statistics

Delaware State vs Iowa

12/22/16 8:05 p.m. at Carver-Hawkeye Arena - Iowa City, IA

Delaware State 57 • 3-11

#	Player	Total		3-Ptr		Rebounds		PF	TP	A	TO	Blk	Stl	Min.	
		FG-FGA	FG-FGA	FT-FTA	FT-FTA	Off	Def								Tot
10	Waller, Kavon	r	2-7	1-3	2-2	5	3	8	2	7	2	2	0	0	23
44	Mallory, DeV Vaughn	r	3-9	0-0	1-2	5	1	6	5	7	0	2	0	3	21
50	Onifade, Demola	c	0-6	0-0	0-2	1	2	3	5	0	0	1	0	0	19
01	Haywood, DeAndre	g	2-10	0-3	3-4	1	3	4	1	7	1	2	0	1	26
22	Morgan, Devin	g	7-16	4-10	6-6	0	0	0	2	24	2	1	0	2	38
03	Lewis, Joe	g	0-3	0-1	1-2	1	3	4	1	1	0	3	0	0	12
05	Gantz, Kobe	g	0-3	0-3	0-0	0	0	0	3	0	3	4	0	0	20
20	Gasevic, Mrdjan	g	0-6	0-0	3-4	4	6	10	3	3	0	1	0	1	15
21	Rayson, Dana	g	0-2	0-2	2-2	0	0	0	0	2	1	2	0	0	12
24	Tavakalyan, Artem	g	2-4	1-2	1-2	0	2	2	0	6	0	0	0	0	14
Team						1	2	3							
Totals			16-66	6-24	19-26	18	22	40	22	57	9	18	0	7	200

FG % 1st Half: 5-33 15.2% 2nd half: 11-33 33.3% Game: 16-66 24.2%
 3FG % 1st Half: 2-12 16.7% 2nd half: 4-12 33.3% Game: 6-24 25.0%
 FT % 1st Half: 8-10 80.0% 2nd half: 11-16 68.8% Game: 19-26 73.1%

Iowa 89 • 8-5

#	Player	Total		3-Ptr		Rebounds		PF	TP	A	TO	Blk	Stl	Min.	
		FG-FGA	FG-FGA	FT-FTA	FT-FTA	Off	Def								Tot
00	Wagner, Ahmad	r	5-5	0-0	2-6	1	3	4	2	12	3	1	2	2	22
35	Pemsl, Cordell	r	2-3	0-0	4-5	1	2	3	3	8	2	2	1	2	20
03	Bohannon, Jordan	g	2-5	1-2	0-0	0	1	1	0	5	2	0	1	0	20
04	Moss, Isaiah	g	3-5	0-2	4-5	0	2	2	3	10	0	4	0	1	16
14	Jok, Peter	g	5-11	3-6	4-4	0	2	2	1	17	1	0	0	3	15
01	Dailey, Maishe	g	3-8	2-7	0-0	1	6	7	0	8	2	1	0	0	21
10	Williams, Christian	g	4-6	0-1	1-2	0	0	0	1	9	2	2	0	3	24
11	Rose, Charlie	g	0-0	0-0	0-0	0	0	0	0	0	1	0	0	0	1
15	Kriener, Ryan	g	2-2	0-0	1-3	1	5	6	3	5	0	1	0	0	14
24	Ellingson, Brady	g	2-3	2-2	2-2	0	1	1	2	8	0	1	0	0	18
25	Uhl, Dom	g	1-2	0-0	5-8	1	6	7	2	7	1	2	0	0	20
51	Baer, Nicholas	g	0-1	0-0	0-0	0	4	4	3	0	0	1	1	0	9
Team						0	2	2							
Totals			29-51	8-20	23-35	5	34	39	20	89	17	17	4	12	200

FG % 1st Half: 14-27 51.9% 2nd half: 15-24 62.5% Game: 29-51 56.9%
 3FG % 1st Half: 5-12 41.7% 2nd half: 3-8 37.5% Game: 8-20 40.0%
 FT % 1st Half: 10-16 62.5% 2nd half: 13-19 68.4% Game: 23-35 65.7%

Officials: Rob Riley, Bill Ek, Brooks Wells
 Technical fouls: Delaware State-None. Iowa-None.
 Attendance: 11886
 Fouled Out - Delaware State: Mallory (11:14), Onifade (03:06)

Score by periods	1st	2nd	Total
Delaware State	20	37	57
Iowa	43	46	89

Last FG - DSU 2nd-00:05, IOWA 2nd-00:20.
 Largest lead - DSU None, IOWA by 35 2nd-00:20.
 DSU led for 00:00. IOWA led for 39:33. Game was tied for 00:27.

Points	In	Off	2nd	Fast	Bench
DSU	16	12	13	0	12
IOWA	38	33	4	21	37

Score tied - 0 times.
 Lead changed - 0 times.

Game 14 - #15 Purdue 89, Iowa 67

Official Basketball Box Score -- Game Totals -- Final Statistics

Iowa vs Purdue

12/28/16 8:35 PM at Mackey Arena - West Lafayette, IN

Iowa 67 • 8-6, 0-1

#	Player	Total		3-Ptr		Rebounds		PF	TP	A	TO	Blk	Stl	Min.	
		FG-FGA	FG-FGA	FT-FTA	FT-FTA	Off	Def								Tot
00	Wagner, Ahmad	r	0-2	0-0	0-0	0	1	1	0	0	0	0	1	1	13
35	Pemsl, Cordell	r	4-8	0-0	2-2	3	1	4	4	10	1	3	0	0	16
03	Bohannon, Jordan	g	2-8	0-4	2-2	0	1	1	0	6	4	0	0	1	23
04	Moss, Isaiah	g	0-4	0-1	0-0	0	0	0	1	0	0	2	0	0	18
14	Jok, Peter	g	4-15	1-7	4-4	0	6	6	2	13	2	3	0	2	22
01	Dailey, Maishe	g	1-1	0-0	0-0	0	0	0	0	2	0	0	0	0	7
05	Cook, Tyler	g	6-10	0-1	0-0	0	2	2	4	12	1	1	0	2	22
10	Williams, Christian	g	0-5	0-0	2-2	1	1	2	0	2	3	2	0	1	17
15	Kriener, Ryan	g	1-2	0-0	0-0	0	2	2	0	2	0	0	0	0	8
24	Ellingson, Brady	g	3-4	3-3	2-2	0	1	1	2	11	2	1	0	0	17
25	Uhl, Dom	g	1-2	0-0	0-0	0	2	2	0	2	1	1	0	1	10
51	Baer, Nicholas	g	3-6	0-1	1-1	2	5	7	1	7	2	1	0	1	27
Team						4	3	7							
Totals			25-67	4-17	13-13	10	25	35	14	67	16	14	1	9	200

FG % 1st Half: 10-32 31.3% 2nd half: 15-35 42.9% Game: 25-67 37.3%
 3FG % 1st Half: 0-7 0.0% 2nd half: 4-10 40.0% Game: 4-17 23.5%
 FT % 1st Half: 5-5 100.0% 2nd half: 8-8 100.0% Game: 13-13 100.0%

Purdue 89 • 12-2, 1-0

#	Player	Total		3-Ptr		Rebounds		PF	TP	A	TO	Blk	Stl	Min.	
		FG-FGA	FG-FGA	FT-FTA	FT-FTA	Off	Def								Tot
50	Swanigan, Caleb	r	4-12	0-3	3-3	1	9	10	1	11	3	0	2	0	29
44	Haas, Isaac	c	7-9	0-0	2-3	1	6	7	2	16	2	1	1	1	16
03	Edwards, Carsen	g	7-13	3-6	2-2	1	3	4	3	19	5	3	0	2	26
11	Thompson, P.J.	g	2-5	1-3	0-0	0	1	1	1	5	6	1	0	0	32
31	Mathias, Dakota	g	6-11	4-7	1-1	0	1	1	2	17	4	2	0	2	29
02	Mckeeman, Jon	g	0-0	0-0	0-0	0	0	0	0	1	0	0	0	0	1
05	Smotherman, Basil	g	0-1	0-0	0-0	0	0	0	0	1	0	0	0	0	9
12	Edwards, Vincent	g	6-10	2-4	1-1	1	6	7	1	15	5	1	2	2	28
14	Cline, Ryan	g	2-6	2-6	0-0	0	1	1	1	6	2	2	1	0	27
15	Luce, Tommy	g	0-0	0-0	0-0	0	0	0	0	0	0	0	0	0	1
24	Eifert, Grady	g	0-0	0-0	0-0	0	0	0	0	0	0	0	0	0	2
Team						2	4	6							
Totals			34-67	12-29	9-10	6	31	37	13	89	27	14	6	7	200

FG % 1st Half: 19-34 55.9% 2nd half: 15-33 45.5% Game: 34-67 50.7%
 3FG % 1st Half: 10-17 58.8% 2nd half: 2-12 16.7% Game: 12-29 41.4%
 FT % 1st Half: 1-1 100.0% 2nd half: 8-9 88.9% Game: 9-10 90.0%

Officials: Terry Wymer, Gene Statoro, Paul Szelc
 Technical fouls: Iowa-Pemsl, Cordell. Purdue-None.
 Attendance: 14804

Score by periods	1st	2nd	Total
Iowa	25	42	67
Purdue	49	40	89

Last FG - IOWA 2nd-00:02, PURDUE 2nd-02:47.
 Largest lead - IOWA None, PURDUE by 31 2nd-13:01.
 IOWA led for 00:00. PURDUE led for 39:07. Game was tied for 00:53.

Points	In	Off	2nd	Fast	Bench
IOWA	38	20	5	5	38
PURDUE	40	7	2	6	21

Score tied - 0 times.
 Lead changed - 0 times.

Game 15 - Iowa 86, Michigan 83 (OT)

Official Basketball Box Score -- Game Totals -- Final Statistics

Michigan vs Iowa

01/01/17 1:20 p.m. at Carver-Hawkeye Arena - Iowa City, IA

Michigan 83 • 10-4, 0-1

#	Player	Total		3-Ptr		Rebounds		PF	TP	A	TO	Blk	Stl	Min.	
		FG-FGA	FG-FGA	FT-FTA	FT-FTA	Off	Def								Tot
05	Wilson, DJ	r	11-18	4-8	2-2	6	8	14	3	28	6	1	1	0	44
13	Wagner, Moritz	r	6-10	0-2	0-0	2	2	4	4	12	0	1	0	3	35
21	Irvin, Zak	r	5-15	2-6	0-0	3	3	6	0	12	6	4	0	0	44
04	Walton Jr., Derrick	g	5-13	3-8	0-1	0	5	5	3	13	3	2	0	1	36
12	Abdur-Rahkman, M-A	g	0-2	0-1	0-0	0	0	0	2	0	1	0	0	0	8
03	Simpson, Xavier	g	0-1	0-1	0-0	0	0	0	1	0	1	1	0	1	9
20	Loneragan, Sean	g	0-1	0-0	0-0	0	0	0	1	0	0	0	0	0	1
22	Robinson, Duncan	g	6-12	3-9	0-0	0	4	4	1	15	3	0	0	2	36
34	Donnal, Mark	g	1-2	0-0	1-2	2	1	3	1	3	1	0	0	0	12
Team						1	2	3							
Totals			34-74	12-35	3-5	14	25	39	16	83	21	8	2	7	

Game 17 - Iowa 68, Rutgers 62

Official Basketball Box Score -- Game Totals -- Final Statistics
Rutgers vs Iowa
01/08/16 3:35 p.m. at Carver-Hawkeye Arena - Iowa City, IA

Rutgers 62 • 11-6, 0-4

#	Player	Total		3-Ptr		Rebounds			PF	TP	A	TO	Blk	Stl	Min
		FG-FGA	FG-FGA	FT-FTA	FT-FTA	Off	Def	Tot							
11	Omoruyi, Eugene	r	0-0	0-0	0-0	0	0	0	0	0	0	0	0	0	5
33	Freeman, Deshawn	r	9-13	1-1	0-0	5	8	13	2	19	1	2	0	0	31
34	Gettys, C.J.	c	1-6	0-0	0-0	3	4	7	2	2	2	1	0	0	20
00	Johnson, Nigel	g	5-16	1-6	2-2	1	4	5	0	13	2	4	0	1	36
03	Sanders, Corey	g	6-17	1-2	0-2	1	2	3	4	13	5	4	0	2	36
02	Doorson, Shaquille	g	0-0	0-0	0-0	0	0	0	0	0	1	0	0	0	2
04	Laurent, Jonathan	g	4-6	0-0	0-0	1	0	1	3	8	1	1	0	0	17
05	Williams, Mike	g	0-4	0-3	0-0	2	2	4	2	0	0	3	0	0	20
21	Sa, Candido	g	1-5	0-0	0-0	0	2	2	3	2	0	0	0	1	17
25	Diallo, Ibrahim	g	1-3	0-0	0-0	3	0	3	5	2	1	0	2	1	9
35	Thiam, Issa	g	1-3	1-3	0-0	0	0	0	1	3	0	1	0	0	7
	Team					3	3	6							
	Totals		28-73	4-15	2-4	19	25	44	22	62	13	17	3	10	200

FG % 1st Half: 15-34 44.1% 2nd half: 13-39 33.3% Game: 28-73 38.4% Deadball Rebounds 1
 3FG % 1st Half: 2-6 33.3% 2nd half: 2-9 22.2% Game: 4-15 26.7%
 FT % 1st Half: 0-0 0.0% 2nd half: 2-4 50.0% Game: 2-4 50.0%

Iowa 68 • 10-7, 2-2

#	Player	Total		3-Ptr		Rebounds			PF	TP	A	TO	Blk	Stl	Min
		FG-FGA	FG-FGA	FT-FTA	FT-FTA	Off	Def	Tot							
05	Cook, Tyler	r	1-6	0-0	2-4	0	2	2	1	4	0	1	1	1	21
35	Pemsl, Cordell	r	5-8	0-0	3-5	0	2	2	3	13	1	2	3	0	31
03	Bohannon, Jordan	g	2-5	0-2	4-4	0	1	1	2	8	8	4	0	1	29
04	Moss, Isaiah	g	3-4	2-3	0-0	1	1	2	0	8	0	2	0	0	18
14	Jok, Peter	g	7-18	2-10	2-2	1	10	11	2	18	2	3	0	2	30
00	Wagner, Ahmad	g	1-1	0-0	0-0	0	0	0	1	2	1	0	0	0	4
10	Williams, Christian	g	0-2	0-0	0-0	1	1	2	1	0	1	3	0	3	11
24	Ellingson, Brady	g	0-1	0-1	0-0	0	2	2	0	0	1	0	0	0	8
25	Uhl, Dom	g	2-4	1-2	5-8	3	5	8	0	10	1	1	5	0	23
51	Baer, Nicholas	g	2-4	1-2	0-0	3	2	5	2	5	1	2	0	0	25
	Team					0	1	1							
	Totals		23-53	6-20	16-23	9	27	36	12	68	16	18	9	10	200

FG % 1st Half: 13-28 46.4% 2nd half: 10-25 40.0% Game: 23-53 43.4% Deadball Rebounds 3
 3FG % 1st Half: 6-15 40.0% 2nd half: 0-5 0.0% Game: 6-20 30.0%
 FT % 1st Half: 0-2 0.0% 2nd half: 16-21 76.2% Game: 16-23 69.6%

Officials: Tom Eades, Gene Steratore, Rob Kueneman
 Technical fouls: Rutgers-None. Iowa-None.
 Attendance: 11347
 Fouled Out - Rutgers: Diallo (5:42)

Score by periods	1st	2nd	Total
Rutgers	32	30	62
Iowa	32	36	68

Last FG - RUTGERS 2nd-00:01, IOWA 2nd-01:09.
 Largest lead - RUTGERS by 9 2nd-10:12, IOWA by 9 2nd-00:21.
 RUTGERS led for 23:29. IOWA led for 14:57. Game was tied for 01:34.

Score tied - 4 times.
 Lead changed - 8 times.

Game 18 - Iowa 83, #17/19 Purdue 78

Official Basketball Box Score -- Game Totals -- Final Statistics
Purdue vs Iowa
01/12/16 8:05 p.m. at Carver-Hawkeye Arena - Iowa City, IA

Purdue 78 • 14-4, 3-2

#	Player	Total		3-Ptr		Rebounds			PF	TP	A	TO	Blk	Stl	Min
		FG-FGA	FG-FGA	FT-FTA	FT-FTA	Off	Def	Tot							
12	Edwards, Vincent	r	2-8	1-3	8-8	1	2	3	1	13	4	2	1	2	28
50	Swanigan, Caleb	r	6-9	2-2	3-4	1	7	8	4	17	3	3	0	0	35
03	Edwards, Carsen	g	3-7	1-4	1-1	0	4	4	2	8	3	1	0	0	19
11	Thompson, P.J.	g	2-5	1-4	0-0	3	1	4	1	5	2	1	0	0	30
31	Mathias, Dakota	g	2-7	2-7	4-4	0	0	0	3	10	4	1	0	2	30
14	Cline, Ryan	g	4-8	4-8	0-2	0	0	0	1	12	0	1	0	0	23
44	Haas, Isaac	g	4-8	0-0	5-6	2	4	6	4	13	1	2	0	1	25
55	Albrecht, Spike	g	0-1	0-0	0-0	0	2	2	0	0	1	0	0	0	10
	Team					0	1	1							
	Totals		23-53	11-28	21-25	7	21	28	16	78	18	11	1	5	200

FG % 1st Half: 14-25 56.0% 2nd half: 9-28 32.1% Game: 23-53 43.4% Deadball Rebounds 1
 3FG % 1st Half: 7-12 58.3% 2nd half: 4-16 25.0% Game: 11-28 39.3%
 FT % 1st Half: 12-13 92.3% 2nd half: 9-12 75.0% Game: 21-25 84.0%

Iowa 83 • 11-7, 3-2

#	Player	Total		3-Ptr		Rebounds			PF	TP	A	TO	Blk	Stl	Min
		FG-FGA	FG-FGA	FT-FTA	FT-FTA	Off	Def	Tot							
05	Cook, Tyler	r	7-10	0-0	2-5	3	3	6	2	16	2	2	0	2	33
35	Pemsl, Cordell	r	2-5	0-0	0-3	3	5	8	3	4	1	1	1	0	20
03	Bohannon, Jordan	g	4-7	2-3	2-2	0	1	1	3	12	9	0	1	0	36
04	Moss, Isaiah	g	1-4	0-1	0-0	0	0	0	1	2	0	0	0	0	16
14	Jok, Peter	g	11-19	4-7	3-4	1	5	6	2	29	8	3	1	1	35
00	Wagner, Ahmad	g	2-3	0-0	0-0	0	0	0	0	2	4	0	1	0	9
10	Williams, Christian	g	2-2	0-0	0-0	0	0	0	0	4	0	0	0	0	4
15	Kriener, Ryan	g	3-4	0-0	0-0	0	2	2	2	6	0	0	0	0	8
24	Ellingson, Brady	g	0-1	0-1	0-0	0	0	0	0	0	0	0	0	0	5
25	Uhl, Dom	g	1-3	0-1	0-0	0	1	1	0	2	0	2	0	0	15
51	Baer, Nicholas	g	1-2	0-1	2-4	1	9	10	3	4	2	0	1	1	19
	Team					1	0	1							
	Totals		34-60	6-14	9-18	9	26	35	18	83	22	10	3	5	200

FG % 1st Half: 18-36 50.0% 2nd half: 16-24 66.7% Game: 34-60 56.7% Deadball Rebounds 5
 3FG % 1st Half: 2-6 33.3% 2nd half: 4-8 50.0% Game: 6-14 42.9%
 FT % 1st Half: 0-5 0.0% 2nd half: 9-13 69.2% Game: 9-18 50.0%

Officials: Bo Boroski, Paul Szelc, Terry Oglesby
 Technical fouls: Purdue-None. Iowa-None.
 Attendance: 10752

Score by periods	1st	2nd	Total
Purdue	47	31	78
Iowa	38	45	83

Last FG - PURDUE 2nd-02:47, IOWA 2nd-03:02.
 Largest lead - PURDUE by 9 1st-01:33, IOWA by 5 2nd-00:01.
 PURDUE led for 27:29. IOWA led for 07:28. Game was tied for 05:03.

Points In Off 2nd Fast Bench
 PURDUE Paint T/O Chance Break 25
 IOWA 40 12 12 8 20

Score tied - 12 times.
 Lead changed - 20 times.

Game 19 - Northwestern 89, Iowa 54

Official Basketball Box Score -- Game Totals -- Final Statistics
Iowa vs Northwestern
01/15/17 6:30 p.m. at Evanston, Ill. (Welsh-Ryan Arena)

Iowa 54 • 11-8, 3-3 B1G

#	Player	Total		3-Ptr		Rebounds			PF	TP	A	TO	Blk	Stl	Min
		FG-FGA	FG-FGA	FT-FTA	FT-FTA	Off	Def	Tot							
35	Pemsl, Cordell	r	0-2	0-0	2-4	1	0	1	0	2	0	2	0	1	13
5	Cook, Tyler	r	3-8	0-0	8-9	0	5	5	2	14	1	2	0	1	29
14	Jok, Peter	g	2-9	0-4	0-0	1	2	3	2	4	0	1	0	0	21
3	Bohannon, Jordan	g	2-7	2-6	0-0	0	3	3	0	6	2	3	0	0	31
4	Moss, Isaiah	g	1-4	0-0	0-0	0	0	0	1	2	1	3	0	0	16
0	Wagner, Ahmad	g	1-1	0-0	0-2	0	1	1	2	2	5	1	0	0	13
10	Williams, Christian	g	2-5	0-0	1-3	2	1	3	1	5	1	0	0	2	18
15	Kriener, Ryan	g	6-7	1-2	1-2	2	0	2	1	14	0	1	0	0	22
24	Ellingson, Brady	g	0-4	0-3	2-2	0	0	0	1	2	2	0	0	1	19
51	Baer, Nicholas	g	1-4	1-2	0-0	1	1	2	3	3	0	1	0	1	18
	Team					1	3	4							
	Totals		18-51	4-17	14-22	8	16	24	13	54	12	14	0	6	200

FG % 1st Half: 10-24 41.7% 2nd half: 8-27 29.6% Game: 18-51 35.3% Deadball Rebounds 4
 3FG % 1st Half: 2-8 25.0% 2nd half: 2-9 22.2% Game: 4-17 23.5%
 FT % 1st Half: 10-14 71.4% 2nd half: 4-8 50.0% Game: 14-22 63.6%

Northwestern 89 • 15-4, 4-2 B1G

#	Player	Total		3-Ptr		Rebounds			PF	TP	A	TO	Blk	Stl	Min
		FG-FGA	FG-FGA	FT-FTA	FT-FTA	Off	Def	Tot							
34	Lumpkin, Sanjay	r	2-2	1-1	0-2	1	6	7	1	5	1	0	1	0	28
4	Law, Vic	r	5-9	2-4	0-0	1	1	2	2	12	3				

Game 21 - Illinois 76, Iowa 64

Iowa vs Illinois

01/25/17 8:05 p.m. at State Farm Center - Champaign, IL

Iowa 64 • 11-10, 3-5

#	Player	Total			3-Ptr			Rebounds			PF	TP	A	TO	Blk	Stl	Min
		FG-FGA	FG-FGA	FT-FTA	FG-FGA	FG-FGA	FT-FTA	Off	Def	Tot							
05	Cook, Tyler	r	2-6	0-0	1-2	2	1	3	1	5	1	4	0	0	17		
35	Pemsl, Cordell	r	3-5	0-0	0-1	3	1	4	3	6	0	0	0	0	11		
03	Bohannon, Jordan	g	1-9	1-7	0-0	1	0	1	2	3	4	2	0	1	21		
04	Moss, Isaiah	g	0-0	0-0	0-0	0	0	0	0	0	1	0	0	0	6		
14	Jok, Peter	g	3-9	1-5	3-3	2	0	2	1	10	1	4	0	0	32		
00	Wagner, Ahmad	r	5-8	0-0	2-5	3	2	5	4	12	3	0	1	1	21		
01	Dailey, Maishe	g	1-2	0-1	0-0	0	1	1	0	2	1	0	0	0	6		
10	Williams, Christian	g	3-7	0-1	1-5	1	2	3	1	7	1	1	0	1	16		
15	Kriener, Ryan	g	2-6	0-1	0-0	0	3	3	3	4	0	0	0	0	11		
23	Jones, Dale	g	0-0	0-0	0-0	0	0	0	0	0	0	0	0	0	0		
24	Ellingson, Brady	g	0-0	0-0	0-0	0	1	1	1	0	2	0	0	0	8		
25	Uhl, Dom	g	1-3	1-2	0-0	0	4	4	1	3	1	0	1	0	21		
51	Baer, Nicholas	g	5-10	2-6	0-0	3	4	7	2	12	0	1	2	0	30		
	Team					1	1	2									
	Totals		26-65	5-23	7-16	16	20	36	19	64	14	13	4	3	200		

FG % 1st Half: 10-27 37.0% 2nd half: 16-38 42.1% Game: 26-65 40.0% Deadball Rebounds 4,1
 3FG % 1st Half: 1-6 16.7% 2nd half: 4-17 23.5% Game: 5-23 21.7%
 FT % 1st Half: 3-9 33.3% 2nd half: 4-7 57.1% Game: 7-16 43.8%

Illinois 76 • 13-8, 3-5

#	Player	Total			3-Ptr			Rebounds			PF	TP	A	TO	Blk	Stl	Min
		FG-FGA	FG-FGA	FT-FTA	FG-FGA	FG-FGA	FT-FTA	Off	Def	Tot							
12	Black, Leron	r	4-6	0-0	2-3	2	5	7	1	10	0	0	0	0	18		
22	Morgan, Maverick	c	4-8	0-0	4-5	4	3	7	2	12	1	0	1	0	29		
03	Lucas, TeJon	g	1-4	1-1	3-4	0	2	2	2	6	2	0	2	2	27		
05	Coleman-Lands, Jalen	g	2-7	2-4	0-0	0	2	2	3	6	4	0	2	2	20		
21	Hill, Malcolm	g	4-7	1-2	2-2	1	5	6	4	11	3	2	0	2	27		
01	Tate, Jaylon	g	1-1	0-0	1-1	0	1	1	0	3	3	1	0	0	15		
02	Nichols, Kipper	g	1-5	1-2	1-2	1	1	2	3	4	0	0	0	1	16		
13	Abrams, Tracy	g	2-9	1-5	2-2	0	3	3	2	7	1	1	0	1	17		
33	Thorne Jr., Mike	g	0-1	0-0	0-0	1	0	1	1	0	0	1	1	0	10		
43	Finke, Michael	g	7-10	3-5	0-0	2	3	5	1	17	0	2	0	0	21		
	Team					2	0	2			3						
	Totals		26-58	9-19	15-19	13	25	38	19	76	18	12	2	8	200		

FG % 1st Half: 16-29 55.2% 2nd half: 10-29 34.5% Game: 26-58 44.8% Deadball Rebounds 2,3
 3FG % 1st Half: 6-11 54.5% 2nd half: 3-8 37.5% Game: 9-19 47.4%
 FT % 1st Half: 2-2 100.0 2nd half: 13-17 76.5% Game: 15-19 78.9%

Officials: D.J. Carstensen, Rob Riley, Kelly Pfeifer
 Technical fouls: Iowa-None. Illinois-None.
 Attendance: 11787

Score by periods	1st	2nd	Total
Iowa	24	40	64
Illinois	40	36	76

Points	In	Off	2nd	Fast	Bench
IOWA	38	10	13	4	40
ILL	18	9	6	2	31

Score tied - 0 times.
 Lead changed - 0 times.
 Largest lead - IOWA None, ILL by 19 04:44.
 IOWA led for 00:00. ILL led for 38:53. Game was tied for 00:54.

Game 22 - Iowa 85, Ohio State 72

Official Basketball Box Score -- Game Totals -- Final Statistics

Ohio State vs Iowa

01/28/17 7:05 p.m. at Carver-Hawkeye Arena - Iowa City, IA

Ohio State 72 • 13-9, 3-6

#	Player	Total			3-Ptr			Rebounds			PF	TP	A	TO	Blk	Stl	Min
		FG-FGA	FG-FGA	FT-FTA	FG-FGA	FG-FGA	FT-FTA	Off	Def	Tot							
01	Tate, Jae'Sean	r	8-10	0-0	1-2	0	7	7	4	17	1	4	0	1	29		
02	Loving, Marc	r	4-11	1-4	0-0	1	4	5	2	9	3	1	0	0	32		
32	Thompson, Trevor	c	0-2	0-0	0-0	3	3	6	5	0	0	2	0	1	13		
13	Lyle, JaQuan	g	4-12	1-6	3-4	1	1	2	0	12	6	0	0	1	29		
15	Williams, Kam	g	5-14	3-7	1-1	1	1	2	3	14	4	3	0	1	37		
00	Potter, Micah	g	2-3	0-0	0-0	1	1	2	2	4	1	1	0	0	18		
03	Jackson, C.J.	g	2-4	1-2	1-2	1	2	3	2	6	4	1	0	0	18		
10	Bell, David	g	1-3	0-0	3-4	2	2	4	1	5	0	0	0	0	7		
24	Wesson, Andre	g	1-4	1-3	2-4	1	1	2	0	5	0	0	0	0	17		
	Team					1	2	3									
	Totals		27-63	7-22	11-17	12	24	36	19	72	19	12	0	4	200		

FG % 1st Half: 11-32 34.4% 2nd half: 16-31 51.6% Game: 27-63 42.9% Deadball Rebounds 1
 3FG % 1st Half: 2-11 18.2% 2nd half: 5-11 45.5% Game: 7-22 31.8%
 FT % 1st Half: 5-8 62.5% 2nd half: 6-9 66.7% Game: 11-17 64.7%

Iowa 85 • 12-10, 4-5

#	Player	Total			3-Ptr			Rebounds			PF	TP	A	TO	Blk	Stl	Min
		FG-FGA	FG-FGA	FT-FTA	FG-FGA	FG-FGA	FT-FTA	Off	Def	Tot							
00	Wagner, Ahmad	r	2-5	0-1	0-2	4	2	6	1	4	1	1	0	0	17		
05	Cook, Tyler	r	5-9	1-1	2-5	1	0	1	3	13	0	2	0	0	16		
51	Baer, Nicholas	g	3-9	0-3	0-0	2	6	8	0	6	3	0	3	0	26		
03	Bohannon, Jordan	g	4-10	4-10	0-0	1	3	4	0	12	1	2	0	2	29		
04	Moss, Isaiah	g	2-8	0-1	2-3	0	2	2	3	6	0	1	0	0	19		
10	Williams, Christian	g	0-1	0-0	1-2	0	1	1	1	0	1	0	1	0	11		
15	Kriener, Ryan	g	6-7	0-0	2-2	2	5	7	3	14	2	0	1	0	21		
24	Ellingson, Brady	g	6-9	5-7	0-0	0	4	4	0	17	3	0	0	1	25		
25	Uhl, Dom	g	1-3	0-0	4-6	2	3	5	1	6	6	1	0	1	21		
35	Pemsl, Cordell	g	3-3	0-0	0-0	0	2	2	3	6	5	1	1	0	15		
	Team					0	1	1									
	Totals		32-64	10-23	11-20	12	29	41	15	85	21	9	5	5	200		

FG % 1st Half: 15-30 50.0% 2nd half: 17-34 50.0% Game: 32-64 50.0% Deadball Rebounds 5
 3FG % 1st Half: 6-14 42.9% 2nd half: 4-9 44.4% Game: 10-23 43.5%
 FT % 1st Half: 4-8 50.0% 2nd half: 7-12 58.3% Game: 11-20 55.0%

Officials: Donnie Eppley, Paul Szlec, Steve McJunkins
 Technical fouls: Ohio State-None. Iowa-None.
 Attendance: 15138
 Fouled Out - Ohio State: Thompson (6:43)

Score by periods	1st	2nd	Total
Ohio State	29	43	72
Iowa	40	45	85

Points	In	Off	2nd	Fast	Bench
OSU	38	6	6	4	20
IOWA	34	18	17	9	44

Score tied - 2 times.
 Lead changed - 1 time.
 Largest lead - OSU by 2 1st:19:08; IOWA by 20 2nd:07:14.
 OSU led for 01:47. IOWA led for 36:49. Game was tied for 01:24.

Game 23 - Iowa 83, Rutgers 63

Iowa vs Rutgers

01/31/17 7 p.m. at The RAC - Piscataway, NJ

Iowa 83 • 13-10, 5-5

#	Player	Total			3-Ptr			Rebounds			PF	TP	A	TO	Blk	Stl	Min
		FG-FGA	FG-FGA	FT-FTA	FG-FGA	FG-FGA	FT-FTA	Off	Def	Tot							
00	Wagner, Ahmad	r	4-5	0-0	1-4	1	1	2	2	9	1	3	0	2	21		
05	Cook, Tyler	r	4-8	0-0	2-3	0	5	5	4	10	2	3	0	3	21		
51	Baer, Nicholas	r	1-6	1-4	0-0	1	4	5	2	3	5	0	2	4	25		
03	Bohannon, Jordan	g	6-9	5-7	0-0	0	0	0	0	17	4	0	0	1	26		
04	Moss, Isaiah	g	3-7	2-3	3-4	0	1	1	1	11	3	1	0	2	16		
01	Dailey, Maishe	g	0-1	0-0	2-2	0	0	0	2	2	1	1	0	1	10		
10	Williams, Christian	g	2-5	0-0	1-1	0	2	2	1	5	1	1	0	0	14		
11	Rose, Charlie	g	0-0	0-0	0-0	0	0	0	0	0	0	0	0	0	1		
15	Kriener, Ryan	g	0-1	0-0	0-0	0	2	2	4	0	1	1	0	0	7		
24	Ellingson, Brady	g	2-4	2-3	0-0	2	0	2	1	6	5	0	0	0	24		
25	Uhl, Dom	g	2-4	1-1	0-0	0	2	2	1	5	1	1	0	0	16		
35	Pemsl, Cordell	g	6-10	0-0	3-5	3	4	7	1	15	0	2	1	2	19		
	Team					3	3	6			1						
	Totals		30-60	11-18	12-19	10	24	34	19	83	24	14	3	15	200		

FG % 1st Half: 17-33 51.5% 2nd half: 13-27 48.1% Game: 30-60 50.0% Deadball Rebounds 2
 3FG % 1st Half: 7-13 53.8% 2nd half: 4-5 80.0% Game: 11-18 61.1%
 FT % 1st Half: 7-10 70.0% 2nd half: 5-9 55.6% Game: 12-19 63.2%

Rutgers 63 • 12-11, 1-9

#	Player	Total			3-Ptr			Rebounds			PF	TP	A	TO	Blk	Stl	Min
		FG-FGA	FG-FGA	FT-FTA	FG-FGA	FG-FGA	FT-FTA	Off	Def	Tot							
11	Omoruyi, Eugene	r	1-2	0-0	0-0	0	1	1	0	2	4	3	1	0	12		
33	Freeman, Deshawn	r	8-14	0-0	1-5	5	8	13	3	17	2	1	1	0	32		
34	Gettys, C.J.	c	2-6	0-0	0-0	2	4	6	4	4	1	2	0	0	23		
00	Johnson, Nigel	g	0-4	0-1	0-0	0	2	2	0	0	0	0	0	0	6		
03	Sanders, Corey	g	3-9	0-4	2-2	0	3	3	2	8	2	5	0	0	22		
02	Doorson, Shaquille	g	1-2	0-0	0-0	2	0	2	1	2	0	1	1	0	10		
05	Williams, Mike	g	5-15	2-4	4-4	6	3	9	2	16							

2016-17 IOWA HAWKEYES RADIO/TV ROSTER



#0
AHMAD WAGNER
F, 6-7, 235, So.



#1
MAISHE DAILEY
G, 6-6, 183, Fr.



#3
JORDAN BOHANNON
G, 6-0, 182, Fr.




#4
ISAIAH MOSS
G, 6-5, 205, RS-Fr.



#5
TYLER COOK
F, 6-9, 253, Fr.



#10
CHRISTIAN WILLIAMS
G, 6-5, 200, So.




#11
CHARLIE ROSE
G, 6-4, 185, Jr.



#14
PETER JOK
G, 6-6, 205, Sr.



#15
RYAN KRIENER
F, 6-9, 247, Fr.



#20
RILEY TILL
F, 6-6, 192, Fr.



#23
DALE JONES
F, 6-7, 227, Sr.




#24
BRADY ELLINGSON
G, 6-4, 193, So.



#25
DOM UHL
F, 6-9, 217, Jr.



#35
CORDELL PEMSL
F, 6-8, 249, Fr.



#51
NICHOLAS BAER
F, 6-7, 205, So.



FRAN MCCAFFERY
Head Coach



KIRK SPERAW
Assistant Coach



SHERMAN DILLARD
Assistant Coach



ANDREW FRANCIS
Assistant Coach

IOWA HAWKEYE BASKETBALL
Iowa Combined Team Statistics (as of Feb 03, 2017)
Conference games

RECORD:	OVERALL	HOME	AWAY	NEUTRAL
ALL GAMES	5-5	4-1	1-4	0-0
CONFERENCE	5-5	4-1	1-4	0-0
NON-CONFERENCE	0-0	0-0	0-0	0-0

##	Player	gp-gs	min	avg	Total		3-Point		F-Throw		Rebounds			pf	dq	a	to	blk	stl	pts	avg				
					fg-fga	fg%	3fg-fga	3fg%	ft-fa	ft%	off	def	tot									avg			
14	Jok, Peter	8-8	246	30.8	52-124	.419	19-59	.322	24-27	.889	8	35	43	5.4	19	1	20	25	1	9	147	18.4			
05	Cook, Tyler	10-9	236	23.6	40-83	.482	1-2	.500	26-42	.619	18	28	46	4.6	25	0	8	22	1	10	107	10.7			
03	Bohannon, Jordan	10-10	304	30.4	33-87	.379	22-62	.355	10-10	1.000	5	18	23	2.3	12	0	46	18	1	11	98	9.8			
35	Pemsl, Cordell	10-8	208	20.8	32-63	.508	0-0	.000	15-28	.536	18	28	46	4.6	24	0	12	18	10	7	79	7.9			
51	Baer, Nicholas	10-2	261	26.1	25-57	.439	10-29	.345	4-10	.400	21	44	65	6.5	18	0	20	8	17	14	64	6.4			
15	Kriener, Ryan	7-0	92	13.1	20-33	.606	1-3	.333	3-4	.750	6	18	24	3.4	17	0	4	4	1	1	44	6.3			
04	Moss, Isaiah	10-10	181	18.1	23-58	.397	6-18	.333	9-11	.818	2	11	13	1.3	11	0	5	12	1	3	61	6.1			
00	Wagner, Ahmad	10-3	135	13.5	20-37	.541	0-1	.000	9-21	.429	16	9	25	2.5	17	0	13	7	2	7	49	4.9			
24	Ellingson, Brady	10-0	150	15.0	14-33	.424	11-22	.500	6-6	1.000	3	11	14	1.4	6	0	17	2	0	3	45	4.5			
25	Uhl, Dom	8-0	126	15.8	10-24	.417	3-7	.429	9-14	.643	6	21	27	3.4	3	0	11	7	6	3	32	4.0			
10	Williams, Christian	10-0	108	10.8	9-31	.290	0-2	.000	6-13	.462	5	10	15	1.5	8	0	9	11	0	8	24	2.4			
01	Dailey, Maishe	3-0	23	7.7	2-4	.500	0-1	.000	2-2	1.000	0	1	1	0.3	2	0	2	1	0	1	6	2.0			
23	Jones, Dale	2-0	4	2.0	0-2	.000	0-2	.000	0-0	.000	0	2	2	1.0	0	0	0	0	0	0	0	0.0			
11	Rose, Charlie	1-0	1	1.0	0-0	.000	0-0	.000	0-0	.000	0	0	0	0.0	0	0	0	0	0	0	0	0.0			
Team											17	13	30												1
Total.....		10	2075		280-636	.440	73-208	.351	123-188	.654	125	249	374	37.4	162	1	167	136	40	77	756	75.6			
Opponents.....		10	2075		296-637	.465	91-233	.391	106-156	.679	121	263	384	38.4	178	4	202	138	35	85	789	78.9			

TEAM STATISTICS	IOWA	OPP	Date	Opponent	Score	Att.
SCORING	756	789	* 12/28/16	at Purdue	L 67-89	14804
Points per game	75.6	78.9	* 01/01/17	MICHIGAN	Wot 86-83	13988
Scoring margin	-3.3	-	* 01/05/17	at Nebraska	Lo2 90-93	14939
FIELD GOALS-ATT	280-636	296-637	* 01/08/17	RUTGERS	W 68-62	11347
Field goal pct	.440	.465	* 01/12/17	PURDUE	W 83-78	10752
3 POINT FG-ATT	73-208	91-233	* 01/15/17	at Northwestern	L 54-89	7732
3-point FG pct	.351	.391	* 01/19/17	MARYLAND	L 76-84	11040
3-pt FG made per game	7.3	9.1	* 01/25/17	at Illinois	L 64-76	11787
FREE THROWS-ATT	123-188	106-156	* 01/28/17	OHIO STATE	W 85-72	15138
Free throw pct	.654	.679	* 01/31/17	at Rutgers	W 83-63	4389
F-Throws made per game	12.3	10.6	* = Conference game			
REBOUNDS	374	384	^ = Emerald Coast Classic - Niceville, Florida			
Rebounds per game	37.4	38.4	# = The Hy-Vee Classic - Des Moines, Iowa			
Rebounding margin	-1.0	-				
ASSISTS	167	202				
Assists per game	16.7	20.2				
TURNOVERS	136	138				
Turnovers per game	13.6	13.8				
Turnover margin	+0.2	-				
Assist/turnover ratio	1.2	1.5				
STEALS	77	85				
Steals per game	7.7	8.5				
BLOCKS	40	35				
Blocks per game	4.0	3.5				
ATTENDANCE	62265	53651				
Home games-Avg/Game	5-12453	5-10730				
Neutral site-Avg/Game	-	0-0				

Score by Periods	1st	2nd	OT	OT2	Totals
Iowa	344	384	21	7	756
Opponents	385	376	18	10	789

IOWA HAWKEYE BASKETBALL
Iowa Combined Team Statistics (as of Feb 03, 2017)
All games

RECORD:	OVERALL	HOME	AWAY	NEUTRAL
ALL GAMES	13-10	11-3	1-5	1-2
CONFERENCE	5-5	4-1	1-4	0-0
NON-CONFERENCE	8-5	7-2	0-1	1-2

##	Player	gp-gs	min	avg	Total		3-Point		F-Throw		Rebounds				pf	dq	a	to	blk	stl	pts	avg
					fg-fga	fg%	3fg-fga	3fg%	ft-fa	ft%	off	def	tot	avg								
14	Jok, Peter	21-21	622	29.6	147-334	.440	61-159	.384	86-94	.915	20	103	123	5.9	43	1	49	48	1	24	441	21.0
05	Cook, Tyler	16-15	390	24.4	71-138	.514	2-8	.250	45-74	.608	33	45	78	4.9	35	0	16	40	4	13	189	11.8
35	Pemsl, Cordell	23-14	448	19.5	84-133	.632	0-1	.000	44-84	.524	39	75	114	5.0	54	0	25	37	21	14	212	9.2
03	Bohannon, Jordan	23-17	644	28.0	68-194	.351	50-136	.368	25-28	.893	7	46	53	2.3	31	0	107	50	1	17	211	9.2
04	Moss, Isaiah	23-17	394	17.1	59-134	.440	20-55	.364	21-26	.808	5	31	36	1.6	33	1	18	26	7	9	159	6.9
51	Baer, Nicholas	23-10	533	23.2	54-127	.425	22-68	.324	24-37	.649	50	92	142	6.2	53	1	45	18	32	33	154	6.7
24	Ellingson, Brady	23-0	339	14.7	38-72	.528	24-44	.545	18-18	1.000	4	21	25	1.1	23	0	23	7	0	6	118	5.1
00	Wagner, Ahmad	23-8	369	16.0	43-83	.518	0-2	.000	31-65	.477	37	39	76	3.3	52	0	37	21	12	18	117	5.1
25	Uhl, Dom	21-7	353	16.8	29-79	.367	8-31	.258	30-46	.652	24	58	82	3.9	21	0	27	27	9	5	96	4.6
15	Kriener, Ryan	17-0	160	9.4	31-53	.585	1-5	.200	9-14	.643	13	37	50	2.9	29	0	7	11	5	4	72	4.2
01	Dailey, Maishe	10-0	89	8.9	10-22	.455	4-12	.333	3-6	.500	3	16	19	1.9	5	0	5	4	1	4	27	2.7
10	Williams, Christian	23-6	319	13.9	23-70	.329	2-11	.182	10-19	.526	9	32	41	1.8	22	0	39	24	1	19	58	2.5
11	Rose, Charlie	7-0	9	1.3	1-3	.333	0-1	.000	0-0	.000	0	1	1	0.1	3	0	1	1	0	0	2	0.3
23	Jones, Dale	3-0	6	2.0	0-3	.000	0-2	.000	0-0	.000	0	3	3	1.0	1	0	1	1	0	0	0	0.0
Team											30	30	60		1		1					
Total.....		23	4675		658-1445	.455	194-535	.363	346-511	.677	274	629	903	39.3	406	3	400	316	94	166	1856	80.7
Opponents.....		23	4675		649-1494	.434	196-537	.365	283-412	.687	292	600	892	38.8	447	10	391	321	64	178	1777	77.3

TEAM STATISTICS	IOWA	OPP	Date	Opponent	Score	Att.
SCORING	1856	1777	11/11/16	KENNESAW STATE	w 91-74	13007
Points per game	80.7	77.3	11/13/16	SAVANNAH STATE	w 116-84	11371
Scoring margin	+3.4	-	11/17/16	SETON HALL	L 83-91	10391
FIELD GOALS-ATT	658-1445	649-1494	11/20/16	UT RIO GRANDE VALLEY	w 95-67	11596
Field goal pct	.455	.434	^ 11/25/16	vs Virginia	L 41-74	2196
3 POINT FG-ATT	194-535	196-537	^ 11/26/16	vs Memphis	L 92-100	2196
3-point FG pct	.363	.365	11/29/16	at Notre Dame	L 78-92	7660
3-pt FG made per game	8.4	8.5	12/03/16	OMAHA	L 89-98	11618
FREE THROWS-ATT	346-511	283-412	12/05/16	STETSON	w 95-68	9839
Free throw pct	.677	.687	12/08/16	IOWA STATE	w 78-64	13956
F-Throws made per game	15.0	12.3	# 12/17/16	vs Northern Iowa	w 69-46	15028
REBOUNDS	903	892	12/20/16	NORTH DAKOTA	w 84-73	11099
Rebounds per game	39.3	38.8	12/22/16	DELAWARE STATE	w 89-57	11886
Rebounding margin	+0.5	-	* 12/28/16	at Purdue	L 67-89	14804
ASSISTS	400	391	* 01/01/17	MICHIGAN	Wot 86-83	13988
Assists per game	17.4	17.0	* 01/05/17	at Nebraska	Lo2 90-93	14939
TURNOVERS	316	321	* 01/08/17	RUTGERS	w 68-62	11347
Turnovers per game	13.7	14.0	* 01/12/17	PURDUE	w 83-78	10752
Turnover margin	+0.2	-	* 01/15/17	at Northwestern	L 54-89	7732
Assist/turnover ratio	1.3	1.2	* 01/19/17	MARYLAND	L 76-84	11040
STEALS	166	178	* 01/25/17	at Illinois	L 64-76	11787
Steals per game	7.2	7.7	* 01/28/17	OHIO STATE	w 85-72	15138
BLOCKS	94	64	* 01/31/17	at Rutgers	w 83-63	4389
Blocks per game	4.1	2.8				
ATTENDANCE	167028	80731				
Home games-Avg/Game	14-11931	6-10218				
Neutral site-Avg/Game	-	3-6473				

* = Conference game
^ = Emerald Coast Classic - Niceville, Florida
= The Hy-Vee Classic - Des Moines, Iowa

Score by Periods	1st	2nd	OT	OT2	Totals
Iowa	898	930	21	7	1856
Opponents	834	915	18	10	1777