

January 23, 2008

Iowa at Indiana

Assembly Hall

Iowa Hawkeyes (9-10, 2-4)

							Pts.	Reb.	FG%	FT%
44	Cyrus Tate	F	6-8	240	Jr.	Chicago, IL (Northeast, NE CC)	6.5	4.1	.656	.529
53	Seth Gorney	F	7-0	245	Sr.	Vandalia, OH (Butler)	3.2	4.6	.397	.733
24	Justin Johnson	G	6-6	190	Sr.	Tyler, TX (Tyler, TX CC)	13.4	5.0	.377	.719
11	Tony Freeman	G	6-1	190	Jr.	Maywood, IL (St. Joseph's)	16.6	2.9	.389	.673
32	Jake Kelly	G	6-6	180	Fr.	Carmel, IN (Carmel)	6.3	2.2	.342	.800

Indiana Hoosiers (16-1, 5-0)

3	D.J. White	F	6-9	251	Sr.	Tuscaloosa, AL (Hillcrest)	16.9	10.6	.633	.712
30	Mike White	F	6-6	232	Sr.	Springhill, LA (Lee College)	4.0	4.0	.400	.667
5	Jordan Crawford	G	6-4	195	Fr.	Detroit, MI (Hargrave Military Acad.)	12.1	3.6	.467	.667
13	Jamarcus Ellis	G	6-5	200	Jr.	Chicago, IL (Chipola JC)	7.9	7.4	.439	.717
23	Eric Gordon	G	6-4	215	Fr.	Indianapolis, IN (North Central)	22.4	3.3	.485	.853

THE SETTING

Iowa (9-10, 2-4) plays its second straight road game when it travels to #7/8 Indiana (16-1, 5-0) Wednesday, Jan. 23. Game time is 8:05 p.m. CT in Assembly Hall (17,456).

Iowa has won two of its last three games, including a 68-60 win Saturday at Michigan.

Indiana won its 12th straight game Sunday with an 81-65 home win over Penn State. The Hoosiers defeated Iowa 79-76 Jan. 2 in Iowa City. Indiana's smallest margin of victory this season is its three point win at Iowa.

ON THE AIR

Radio: Iowa games are broadcast on the Hawkeye Radio Network. Gary Dolphin handles the play-by-play, along with color commentator Bob Hansen. The Hawkeye Radio Network coverage includes a 60-minute pre-game show.

Television: The Big Ten Network will carry the game to a national cable audience. The game can also be viewed on DIRECTV (channel 220) and the DISH Network (channel 439). Wayne Larrivee and Shon Morris will call the action.

IOWA HISTORY

Iowa has played 2,427 games since beginning basketball in 1902. Overall Iowa's record is 1,447-980 (.596). That includes a 909-313 (.744) record in home games, a 538-667 (.446) record in games away from Iowa City, a 686-669 (.506) mark in Big Ten games and a 315-87 (.784) record in Carver-Hawkeye Arena.

IN THE RANKINGS

Indiana is ranked seventh by the Associated Press and eighth in the ESPN/USA Today coaches poll.

Iowa has played a ranked opponent in three of its six Big Ten games, while Ohio State was also listed among teams receiving votes in both major polls.

Michigan State was ranked sixth in both the Associated Press rankings and the ESPN/USA Today coaches poll. Indiana was No. 11/12 and Wisconsin was No. 24/25.

IOWA VS. RANKED TEAMS

These are Iowa's most recent wins vs. nationally ranked opponents:

At Home:	43-36 over sixth-ranked Michigan State, 1/12/08
On the Road:	70-67 over 21st-ranked Indiana, 2/11/06
Neutral Court:	67-60 over 7th-ranked Ohio State, 3/12/06 In semi-finals of Big Ten Tournament

Schedule/Results

Record: 9-10 (2-4)

Nov. 9	Idaho State	W	58-43
Nov. 14	Northern Colorado	W	59-47
* Nov. 18	Florida Gulf Coast	W	62-49
* Nov. 20	MD Eastern Shore	W	65-48
* Nov. 23	Bradley (n)	L	56-67
* Nov. 24	Utah State (n)	L	62-75
Nov. 26	Wake Forest	L	47-56
+ Nov. 30	LA-Monroe (OT)	L	67-72
+ Dec. 1	Eastern Illinois	W	57-45
Dec. 5	at Northern Iowa	W	62-55
Dec. 8	at Iowa State	L	47-56
Dec. 14	Drake	L	51-56
Dec. 29	SE Louisiana	W	57-50
Jan. 2	Indiana	L	76-79
Jan. 5	at Wisconsin	L	51-64
Jan. 9	at Ohio State	L	48-79
Jan. 12	Michigan State	W	43-36
Jan. 16	Purdue	L	62-67
Jan. 19	at Michigan	W	68-60
Jan. 23	at Indiana, 8:05 pm, CT		
Jan. 26	Penn State, 5:05 pm		
Jan. 30	at Purdue, 6:05 pm, CT		
Feb. 2	Ohio State, 5:05 pm		
Feb. 6	Wisconsin, 8:05 pm		
Feb. 9	at Minnesota, 1:05 pm		
Feb. 14	Michigan, 8:05 pm		
Feb. 19	Northwestern, 8:05 pm		
Feb. 23-24	at Michigan State, TBA		
Feb. 27	at Penn State, 6:05 pm, CT		
Mar. 1-2	Illinois, TBA		
Mar. 4-6	at Northwestern, TBA		
Mar. 13-16	Big Ten Tournament		

* - - South Padre Island Invitational
+ - - Hawkeye Challenge, Iowa City

All times listed are Central Time

Coach Todd Lickliter

Todd Lickliter is in his first season as the head basketball coach at the University of Iowa. Lickliter spent the last six seasons as the head coach at Butler University.

Lickliter holds a career mark of 140-71 (.664) after posting a 131-61 (.682) record as Butler's head coach and beginning his first season at Iowa with a 9-10 record. He led Butler to four post-season tournament berths, including trips to the NCAA Sweet 16 in 2003 and 2007.



Lickliter was named the 2006-07 Division I Coach of the Year by the National Association of Basketball Coaches (NABC) and was recognized as the High-Major Coach of the Year by collegehoops.net. He was also named 2007 Horizon League Coach of the Year for the second consecutive year after guiding the Bulldogs to a school and league-record 29 victories.

He led Butler to the regular season co-championship in the Horizon League in 2007. The Bulldogs advanced to the Sweet 16 in the NCAA Tournament before falling to eventual national champion Florida (65-57).

Butler during the 2006-07 season won three games over top 25 opponents (Tennessee, Gonzaga, Maryland) and recorded eight victories over teams that participated in the NCAA Tournament.

Butler averaged 22 wins per year under Lickliter, winning league titles in 2002, 2003 and 2007 while winning at least 20 games in four of six seasons.

Lickliter led the Bulldogs to an unbeaten home record (12-0) in 2002-03, and mentored Butler to a 70-12 (.854) home mark in his six seasons. His Bulldog teams were 6-5 against teams ranked in the "Top 25" and compiled four of the top 10 winning streaks in Butler history.

In his first season as Butler's head coach, Lickliter guided the Bulldogs to a then school-record 26 victories and a third consecutive Horizon League regular season title.

Lickliter guided the 2003 Bulldogs to an even more impressive season in his second year as head coach. He led Butler to a 27-6 record, breaking the single-season mark for victories for a second consecutive year.

Lickliter served as an assistant coach at Butler and Eastern Michigan and was a high school head coach in Indianapolis and Danville, IL.

In his final two seasons as a Butler assistant coach, the Bulldogs compiled a 47-16 record, including "Top 25" wins over 10th-ranked Wisconsin and 23rd-ranked Wake Forest. The win over the Demon Deacons in the 2001 NCAA Tournament was Butler's first NCAA Tournament victory in 39 years.

Lickliter played his final two collegiate seasons at Butler, where he earned a B.S degree in secondary education in 1979.

Lickliter is 2-3 vs. Indiana, 0-1 while at Iowa. Lickliter is 1-2 vs. Hoosier Coach Kelvin Sampson.

Iowa Quick Facts

Location:	Iowa City, IA
Founded:	1847
Enrollment:	30,409
President:	Sally Mason
Athletic Director:	Gary Barta
Conference:	Big Ten
Home Arena:	Carver-Hawkeye (15,500)
All-Time Record:	1,447-980 (.596)
All-Time Big Ten Record:	686-669 (.506)
NCAA Appearances:	22
NCAA Tournament Record:	27-24

Head Coach:	Todd Lickliter (Butler)
Record At Iowa:	9-10 (1st season)
Career Record:	140-71 .664 (7th season)
Big Ten Record:	2-4
Assistant Coaches:	Joel Cornette (Butler) LaVall Jordan (Butler) Chad Walthall (Concordia, MN)
Dir. of Operations:	Jerry Strom (Concordia, NE)
Basketball Intern:	Justin Wieck (Iowa)
Trainer:	John Streif
Sports Information:	Phil Haddy/Steve Roe
Sports Info. Telephone:	319-335-9411
Sports Info. FAX:	319-335-9417
Internet Address:	www.hawkeyesports.com

LICKLITER VS. RANKED TEAMS

Iowa Coach Todd Lickliter holds a 7-7 record when coaching against nationally ranked opponents, including a 1-2 mark at Iowa and a 6-5 record in six seasons at Butler.

Iowa, this season, defeated sixth-ranked Michigan State (43-36), while dropping decisions to 11th-ranked Indiana (76-79) and 24th-ranked Wisconsin (51-64).

Lickliter's Butler teams defeated ranked opponents Louisville (14th), Maryland (18th), Mississippi State (20th), Ball State (21st), Tennessee (22nd) and Gonzaga (23rd). His teams are 0-3 vs. top five opponents, including losses to third-ranked Oklahoma in 2003, third-ranked Florida in 2007 and fifth-ranked Duke in 2003.

NATIONAL COACH OF THE YEAR

Iowa Coach Todd Lickliter was named the 2007 Division I national Coach of the Year by the National Basketball Coaches (NABC) after leading Butler to 29 wins and a spot in the NCAA Sweet Sixteen.

With Iowa football Coach Kirk Ferentz earning national Coach of the Year in 2002, Iowa is one of three Division I institutions to have a former football and men's basketball national Coach of the Year currently coaching their respective team. The others are Florida (Urban Meyer and Billy Donovan) and Tennessee (Phillip Fulmer and Bruce Pearl).

Five current head coaches in the Big Ten have earned national Coach of the Year honors, including Indiana's Kelvin Sampson (1995 and 2002) while at Oklahoma.

Iowa Basketball Roster

No.	Name	Pos.	Ht.	Wt.	Yr.	Hometown High School/CC	The Latest Scoop
2	David Palmer	C	6-9	240	So.	Antioch, TN (Oak Hill Academy)	2 rebounds vs. Indiana
4	** J.R. Angle	G	6-7	208	Jr.	Franklin, IN (Indian Creek)	7 points & 3 rebounds at Wisconsin
11	** Tony Freeman	G	6-1	190	Jr.	Maywood, IL (St. Joseph's)	28 points & 5 rebounds at Michigan
15	Dan Bohall	G	6-4	193	So.	Sioux City, IA (East)	5 points vs. Louisiana-Monroe
24	* Justin Johnson	G	6-6	190	Sr.	Tyler, TX (Tyler, TX CC)	7 points & 9 rebounds vs. Purdue
30	Jeff Peterson	G	6-0	185	Fr.	Hyattsville, MD (DeMatha HS)	9 assists in win at Michigan
32	Jake Kelly	G	6-6	180	Fr.	Carmel, IN (Carmel)	12 points & 2 assists vs. Purdue
44	* Cyrus Tate	F	6-8	240	Jr.	Chicago, IL (Northeast, NE CC)	21 points & 11 rebounds at Michigan
50	Jarryd Cole	F	6-7	250	Fr.	Kansas City, MO (Winnetonka)	Out for the season after ACL injury
52	* Kurt Looby	F/C	6-10	210	Sr.	St. John's, Antigua (Tyler, TX CC)	6 rebounds & 5 blocks vs. Purdue
53	** Seth Gorney	C	7-0	245	Sr.	Vandalia, OH (Butler)	Career-best 12 rebounds in win at Michigan

INDIANA COACH KELVIN SAMPSON

Kelvin Sampson is in his second season as the head coach at Indiana and his 25th year overall as a college head coach. He has posted a 37-12 mark with the Hoosiers and his career record is 492-269. Sampson held a record of 279-109 in 12 seasons at Oklahoma. He led the Sooners to 11 NCAA Tournaments and nine straight 20-win seasons. Oklahoma won three straight Big 12 titles from 2001-03, reaching the NCAA Final Four in 2002 and the Elite Eight the following season. He earned national Coach of the Year honors in 1995 and 2002.

Sampson posted a 103-103 record in seven years at Washington State (1987-94) and a record of 73-45 in four years at Montana Tech (1981-85). He was an assistant at Washington State for two seasons (1985-87). Sampson attended Pembroke State University, where he was a four-year basketball letterman.

Sampson is 2-1 vs. Iowa and Hawkeye Coach Todd Lickliter.

THE COACHES HAVE MET

Iowa Coach Todd Lickliter and Indiana Coach Kelvin Sampson have met on three occasions, including the meeting earlier this month in Iowa City. In the 2003 NCAA Tournament, Sampson's Oklahoma team defeated Lickliter's Butler squad 65-54 in the Sweet 16. The Sooners lost in the Elite Eight to Syracuse, the eventual national champion.

Last season, Lickliter's Bulldogs defeated Sampson's Indiana squad, 60-55, in the quarter-finals of the pre-season NIT. The Bulldogs went on to defeat Tennessee and Gonzaga in New York to win that tournament. Indiana won the earlier meeting this season, 79-76, in Iowa City.

TOUGH START FOR IOWA

Iowa's first four conference games included home games with Indiana and Michigan State and road games at Wisconsin and Ohio State. The Spartans were picked to win the Big Ten in media voting in October, with Indiana and Ohio State picked for second and third, respectively. Ohio State has won the regular season Big Ten title in each of the past two seasons, compiling a 27-5 conference record. Other top records in the past two years include Wisconsin (22-10), Iowa (20-12), Illinois (20-12) and Indiana (19-13).

THE SERIES

Indiana holds a 92-68 advantage in the series that began with an 18-12 Hoosier win in 1909. Iowa has won five of the last seven meetings but the Hoosiers have won two of the last three. Indiana won 79-76 Jan. 2 in Iowa City after three straight losses in Carver-Hawkeye Arena. The teams split games a year ago, each winning at home. Iowa defeated the Hoosiers twice in 2006 and won single meetings in both 2005 and 2004. The Hoosiers won both meetings in 2003.

Indiana holds a 53-26 advantage in games played in Bloomington, but the Hawkeyes have won two of the last three. Indiana had won four straight before Iowa's wins in 2004 and 2006. The Hoosiers have won 10 of the last 13 meetings against Iowa in Assembly Hall. Four of the last six games in Bloomington have been decided by three points or less, with the Hoosiers winning in one overtime in 2003 and Iowa winning in double overtime in 2004.

The two teams have met twice at neutral sites in the Big Ten Tournament, with Iowa winning once in Chicago (2001) and once in Indianapolis (2002).

FATHER KNOWS BEST

As a high school player in Indianapolis, Iowa Coach Todd Lickliter played for his father, Arlan at North Central HS. Another player who attended North Central and played under Coach Arlan Lickliter was Eric Gordon, the father of current Indiana freshman Eric Gordon.

STAY UNTIL THE END

Five of Iowa's last 10 meetings with Indiana have come down to a final shot, with two of the four going into overtime. Iowa defeated Indiana in the 2002 Big Ten Tournament semi-finals on a last second basket by Luke Recker, and Iowa won in 2004 on a basket by Jeff Horner with one second left in the second overtime.

In 2003, a final three-point basket by Indiana's Bracey Wright was the difference in Indiana's overtime win in Bloomington, after Iowa had failed to win on a shot in the last seconds of regulation. In 2006, Iowa held off a late Indiana rally in Bloomington and survived when Indiana's three-point shot at the buzzer was off the mark.

Earlier this season, Iowa's Justin Johnson scored 19 points in the final two minutes, but the Hoosiers held on for a 79-76 win.

INDIANA HOLDS OFF IOWA RALLY

Iowa rallied in the final two minutes after trailing by 13 points, but time ran out on the Hawkeyes as No. 11/12 Indiana left Carver-Hawkeye Arena Jan. 2 with a 79-76 win. The Hoosiers used an 11-1 scoring run to take a 70-57 advantage with 2:10 remaining before Iowa senior Justin Johnson went on a three-point spree that nearly carried Iowa to an upset victory.

Johnson hit six three-point baskets in the final 1:55, and even added a free throw after being fouled on one of the attempts for a four-point play. His final trey came from roughly 45-feet with four seconds left to cut the deficit to 78-76. Indiana's Lance Stemler then hit one of two free throws and Iowa was unable to get a final shot attempt as time expired.

Johnson ended the game with a career-high 29 points (10-15 FG, 8-13 treys). He also collected six rebounds, three assists and three blocked shots. Tony Freeman added 12 points and nine assists and Seth Gorney had eight seven points and 10 rebounds.

The Hoosiers led by as many as nine points in the first half, but Iowa rallied late in the period and the score was knotted at 34 at intermission. Iowa rallied from an eight point deficit in the second half and trailed 59-56 with 6:50 remaining before Indiana regained control with its scoring run over the next five minutes.

Iowa shot 43.1% from the field, compared to 49.1% for Indiana. The Hoosiers connected on 71.9% from the foul line (23-32), compared to 60% (15-25) for Iowa. The rebounding was even.

Freshman Eric Gordon led Indiana with 25 points, while D.J. White added 16 and collected 15 rebounds. Jamarcus Ellis added 15 points, seven assists and five steals and Jordan Crawford scored 12 points.

IOWA, HOOSIER NOTES

- Iowa and Indiana both have started two true freshmen in the backcourt this season. Iowa's Jeff Peterson has started 11 games and Jake Kelly has 12 starts. Indiana's Eric Gordon has started 16 games and Jordan Crawford has six starts.
- Three members of the Iowa coaching staff were at Butler University in Indianapolis a year ago, including Head Coach Todd Lickliter and assistants Joel Cornette and LaVall Jordan. All three played basketball at Butler and are Butler graduates. Lickliter is a native of Indianapolis.
- Iowa's roster includes two players from Indiana, including junior J.R. Angle (Franklin) and freshman Jake Kelly (Carmel).
- Iowa's Jake Kelly, a true freshman, and Indiana's Brett Finkelmeier, a redshirt freshman, both played high school basketball at Carmel, IN HS. The pair helped Carmel HS post a 17-7 record in 2005-06.
- Indiana Coach Kelvin Sampson was an assistant coach at Michigan State in 1979-80 when the Spartans split a pair of games with Iowa, each winning at home.
- Indiana assistant Jeff Meyer served as an assistant coach at Butler University under Coach Todd Lickliter for three seasons (2001-04). Meyer also previously served as an assistant at Purdue.
- Indiana assistant Ray McCallum was previously an assistant coach at Wisconsin and Michigan.
- Iowa guard Tony Freeman's father (Tony) played one season at Indiana, helping the Hoosiers win the 1987 national championship as a true freshman.

History & Record Book Online

Iowa's History and Record Book, the supplement to the 2007-08 basketball media guide, is available online at hawkeyesports.com, the official website of the University of Iowa athletic department. After opening the Iowa website, click on Men's Basketball at the top of the page under "The Hawkeyes". Once at the basketball site, click on the History and Record Book on the right side of the page under the Stats and More heading. Copies of the History and Record Book are also available through the UI Sports Information office.

HAWKEYES WIN AT MICHIGAN

Iowa overcame an early deficit and held off a late rally in taking a 68-60 win at Michigan in its last outing. Michigan led 9-2 after three minutes as Iowa started slowly on offense. Iowa scored the last eight points of the first half over the final three minutes to take a 29-27 advantage at the break. Iowa shot just 38.5% in the first 20 minutes, including 30.8% from three-point range.

The Hawkeyes outscored Michigan 12-3 over the first eight minutes of the second half to maintain control. Iowa built its advantage to as many as 16 points (52-36) with just under six minutes to play before the Wolverines rallied. Michigan found the range from three-point distance and quickly closed the gap, using a four-point play with 1:22 remaining to cut the margin to four. Jeff Peterson and Jake Kelly each added two free throws and Tony Freeman made 6-9 free shots in the final minutes as the Hawkeyes held on for its third straight win in Ann Arbor.

Iowa shot 61.9% from the field in the second half and 48.9% for the game. Iowa also held a 37-25 rebounding advantage. Freeman led Iowa's scoring attack with a career-best 28 points, and he added five rebounds.

Junior forward Cyrus Tate recorded career-best in points (21) and rebounds (11), recording the second double-double of his career. Senior Seth Gorney led Iowa with a career-high 12 rebounds and freshman guard Jeff Peterson matched a career-high with nine assists.

HOOSIERS STOP PENN STATE

Indiana took control down the stretch in taking an 81-65 home win over Penn State Sunday afternoon. The Hoosiers held a slim 37-34 halftime advantage after the Nittany Lions shot 75% from three-point range in the opening 20 minutes. After making 6-8 treys in the first half, Penn State made just 2-8 three-point attempts in the second half. The Nittany Lions held a 52-51 advantage in the second half before Indiana used a 30-13 scoring run to close out the win.

Indiana shot 50% from the field in the first half before improving to 63% (17-27) in the second half. The Hoosiers also added 11-23 (47.8%) three-point baskets and shot 70.6% from the free throw line.

Freshman guard Eric Gordon led Indiana with 25 points, six rebounds and three assists. D.J. White added 22 points and seven rebounds. Armon Bassett added 17 points and Jamarcus Ellis scored 12.

COMPARING THE STATS

	Iowa (9-10, 2-4)	Indiana (16-1, 5-0)
Scoring	57.8	80.3
Scoring Defense	58.1	62.9
FG%	.421	.490
FG% Defense	.396	.398
FT%	.626	.749
3-PT FG%	.342	.382
3-PT FG% Defense	.331	.324
Rebound Margin	+3.1	+9.6
Assists	12.7	14.4
TO Margin	-3.5	+0.3
Steals Margin	-3.2	+0.9

HAWKEYES IN NATIONAL STATS

In NCAA statistical rankings, Iowa ranks 15th in field goal defense (39.6%), and 43rd in scoring defense (58.1). Senior guard Justin Johnson ranks 23rd nationally in three-point field goals per game (3.1).

COLE TO MISS REMAINDER OF SEASON

Iowa freshman Jarryd Cole suffered a torn anterior cruciate ligament in his left knee during Iowa's 57-50 win over Southeastern Louisiana Dec. 29 and will miss the remainder of the season. He had surgery Friday, Jan. 4.

Cole is a 6-7, 250-pound forward who played in Iowa's first 13 games, with six starts. The native of Kansas City, MO (Winnetonka HS) is averaging 6.6 points and 4.8 rebounds, while shooting .667 from the field. He had season-bests of 15 points and nine rebounds against Iowa State.

Cole was in the starting line-up in Iowa's final non-conference win, contributing four points and four rebounds. His dunk with 11:55 remaining gave Iowa a 32-31 advantage. The injury occurred just after his basket.

The injury to Cole is the second major injury suffered by a member of the Hawkeye program this season. Junior guard Tony Freeman played in just three of Iowa's 13 non-conference games after suffering a foot injury during Iowa's pre-season exhibition game.

IOWA GAME NOTES

- Iowa's win at Michigan marked its third straight win in Ann Arbor. After trailing 9-2 in the opening minutes, Iowa used a 20-3 scoring run during the last three minutes of the first half and the first eight minutes of the second half to take control.
- Iowa's victory at Michigan was keyed by four players who reached career-bests in three different categories. Tony Freeman (28) and Cyrus Tate (21) had scoring highs, Seth Gorney (12) and Tate (11) had rebounding bests and Jeff Peterson matched his career best with nine assists.
- With the 43-36 win over sixth-ranked Michigan State, Iowa has won 10 of its last 12 home games against ranked opponents.
- In defeating Michigan State 43-36, Iowa won a game while scoring less than 50 points for the first time since Nov. 30, 2005 when the Hawkeyes defeated North Carolina State, also in Carver-Hawkeye Arena.
- The 36 points scored by Michigan State in Iowa's 43-36 win are the fewest scored by an Iowa opponent since the Hawkeyes defeated Penn State 65-38 in Iowa City on March 1, 2006. The last time an Iowa opponent scored less than 36 points occurred Dec. 4, 1992 when Iowa defeated Texas-Pan American, 85-29.

25 Years in Carver-Hawkeye Arena

The University of Iowa Athletic Department will celebrate 25 years in Carver-Hawkeye Arena. Hawkeye men and women's athletics teams moved into the facility in January of 1983 and this month completes 25 years in the Arena.

Three celebrations honoring Carver-Hawkeye Arena will be held in February. Iowa's men's basketball game on Saturday, February 2nd, against Ohio State, will be the first athletic event to recognize the building's silver anniversary. It will also be recognized the following day when the women's basketball team plays host to Indiana and the evening of Feb. 17th when the Hawkeye wrestlers tangle with Michigan.

A special commemorative program and video will be created for fans attending any, or all, of the three events. Athletes from all teams who have competed in the arena are being invited back for the celebrations.

Bump Elliott and Dr. Christine Grant, Iowa's athletic directors in 1983, are expected to take part in the celebration, along with former Iowa Wrestling Coach Dan Gable. It's hopeful that some members of the Roy J. Carver family, the building's namesake, will also be in attendance.



- In scoring 36 points in a loss at Iowa on Jan. 12, Michigan State was held to its lowest scoring output in 13 seasons under Coach Tom Izzo.
- The 36 points scored by Michigan State tie for the second lowest total an opponent has scored against a Todd Lickliter team in his seven seasons as a college head coach. Butler allowed 34 points to Birmingham Southern in a 70-34 win on Dec. 1, 2001 and the Bulldogs defeated Detroit 56-36 Feb. 24, 2007.
- Iowa is allowing just 58.1 points per game, as seven opponents have been held to 50 points or less and only seven have scored over 60.
- Iowa opponents are shooting 39.6% from the field as 10 opponents have shot less than 40%.
- Iowa opponents are shooting 33.1% from three-point range as seven opponents have shot less than 30% from beyond the arc.
- Iowa holds a +3.1 rebounding advantage while collecting more rebounds than the opponent in 10 games.
- In a 62-55 win at Northern Iowa, the Hawkeyes made their final eight free throw attempts of the game. After missing the first attempt and making 1-2 in the first half, Iowa made all seven attempts in the final 20 minutes for a season-best 88.9% accuracy. Iowa has been over 80% from the foul line in three games.
- Junior guard Tony Freeman is averaging 16.6 points in nine games and senior guard Justin Johnson is averaging 13.4. Freeman is averaging 22.5 points over the last four games, scoring 19 or more in each outing. Johnson has scored 19 or more points in six games and has scored 21 or more points in four games, with a career-best 29 against Indiana.
- Senior forward Kurt Looby leads Iowa in rebounding (6.3), field goal percentage (.683) and blocked shots (1.7). He has 10 or more rebounds in three games, with a career-best 12 against Louisiana-Monroe.

JOHNSON AMONG SINGLE GAME LEADERS

Senior guard Justin Johnson has made 59 three-point field goals, shooting 35.8% from behind the arc. He connected on six straight three-point shots in the final two minutes against Indiana, and even converted one of the attempts into a four-point play after being fouled. Johnson made 8-13 three-point attempts against Indiana while scoring a career-best 29 points, 19 of those in the final two minutes. He made his first two three-point shots at Wisconsin, giving him eight straight over two games before his first miss against the Badgers.

The eight three-pointers against Indiana are the third most in a single game in Iowa history. Chris Kingsbury twice had nine treys during the 1994-95 season. Johnson's eight treys are the most by a Hawkeye in a Big Ten game and tie for ninth place in the Big Ten Conference. Johnson also made seven treys in two games (Idaho State and Eastern Illinois) this season.

Johnson set a Hawkeye Challenge record with 13 three-point baskets in two games. He had 26 points vs. Louisiana-Monroe and added 25 points vs. Eastern Illinois in earning a spot on the all-tournament team. Johnson was also named to the all-tournament squad at the South Padre Island Invitational. He recorded his first career double-double against Louisiana-Monroe with 26 points and 10 rebounds.

Johnson is averaging 13.4 points and five rebounds per game. He ranks second in the Big Ten in three-point field goals per game (3.1) and is second in minutes played (35.1). Following are Iowa's single-season leaders in three-point field goals:

3-pt. Field Goals, Season

1.	117	Chris Kingsbury, 1995
2.	92	Luke Recker, 2002
3.	90	Adam Haluska, 2007
4.	86	Jeff Horner, 2005
5.	74	Kent McCausland, 1998
6.	71	Jeff Moe, 1988
7.	70	Jeff Horner, 2006
	70	Kent McCausland, 1997
9.	65	Jeff Horner, 2004
	65	Dean Oliver, 2001
	65	Chris Kingsbury, 1996
	59	Justin Johnson, 2007-08

FREEMAN HITS SCORING BEST

Junior guard Tony Freeman scored a career-high 28 points in Iowa's most recent win at Michigan, hitting a career-best six three-point field goals and adding 6-9 free throws. He has scored 19 or more points in four straight outings, averaging 22.5 per game.

Freeman suffered a fracture to the fifth metatarsal in his left foot during Iowa's exhibition win over Simpson College Nov. 1. He saw his first action of the season in Iowa's 62-55 win at Northern Iowa (Dec. 5). Freeman played 24 minutes against Northern Iowa, collecting 15 points, three assists and one rebound. After missing the Iowa State game, he returned to play 22 minutes in the loss to Drake, contributing nine points. He added 15 points, seven rebounds, four assists and three steals in 34 minutes in Iowa's win over Southeastern Louisiana and added 12 points and nine assists against Indiana.

Hy-Vee Cy-Hawk Series

Iowa State currently leads the fourth annual Hy-Vee Cy-Hawk Series, 16-5. The Cyclones have picked up victories in football, men's golf, volleyball, men's cross country, women's basketball, women's swimming and diving and men's basketball. Both Iowa and Iowa State earned a point after a scoreless draw in women's soccer and Iowa gained two points in wrestling and women's cross country.

Iowa captured the third Hy-Vee Cy-Hawk Series, 14-9 in 2006-07. The Hawkeyes hold a 2-1 advantage in the in-state competition against their rivals from Iowa State that began in 2005.

Last season, the Hawkeyes captured victories in women's soccer (1-0, OT), football (27-17), wrestling (24-6) men's basketball (77-59), women's swimming & diving (181.5-117.5) and softball (2-1).

Iowa captured the inaugural Cy-Hawk Series in 2005 registering a 13-8 margin of victory. Iowa State evened the competition with its own 13-8 triumph in 2006.

The 12-sport series awards two points (except football, which is worth three) to the winning school in each head-to-head match-up between the two institutions. Additionally, one point is awarded to an institution if the graduation rate of its student-athletes is greater than the national average as reported each fall by the NCAA. Iowa earned the academic points all three years, whereas Iowa State failed to earn the extra points in 2004 and 2005.

A new total of 27 points (13 events) is up for grabs in 2007-08.

A commemorative Hy-Vee Cy-Hawk Series Cup, which stands 31 inches tall and weighs 19 pounds, is displayed on the winning team's campus for an entire year after a victory. Replica cups are also presented as "traveling trophies" for individual victorious teams in the head-to-head competition.

This season's fourth annual Hy-Vee Cy-Hawk Series schedule is listed below:

Date	Event	Site/Result
9/4	Men's Golf (2 points)	ISU
9/8	Volleyball (2 points)	ISU
9/9	Women's Soccer (2 points)	Tie
9/15	Football (3 points)	ISU
11/10	Men's Cross Country (2 points)	ISU
11/10	Women's Cross Country (2 points)	Iowa
12/5	Women's Basketball (2 points)	ISU
12/7	Women's Swim. & Diving (2 points)	ISU
12/8	Men's Basketball (2 points)	ISU
12/9	Wrestling (2 points)	Iowa
2/22	Women's Gymnastics (2 points)	Ames
3/7	Women's Gymnastics (2 points)	Iowa City
4/1	Softball (2 points)	Ames

Academic Opportunities

Two points for an institution if the student-athlete graduation rate for all student-athletes is greater than the national average for all student-athletes, according to the annual graduation rate report issued each September/October by the NCAA.

Freeman scored 21 points in Iowa's loss at Ohio State and added 22 and four steals in the win over Michigan State. He is averaging 16.6 points and 3.3 assists in nine games.

TATE STEPPING UP

Junior Cyrus Tate has improved his numbers while stepping in and playing more minutes due to Jarryd Cole's injury. He reached career high marks in Iowa's win at Michigan with 21 points (8-10 FGs) and 11 rebounds. The double-double is the second of his career, as he had 11 points and 10 rebounds a year ago in a win over Purdue.

Tate has started Iowa's six Big Ten games, averaging 11 points and 7.3 rebounds per game, while shooting 71.9% from the field. He leads the Big Ten in field goal percentage for league games only.

Tate had 10 points at Ohio State and 10 points and five rebounds against Purdue. He led Iowa with eight rebounds at Wisconsin, seven against Indiana and six at Ohio State. He collected nine points and seven rebounds in the win over Michigan State and for the season is averaging 6.5 points and 4.1 rebounds.

LOOBY IN THE PAINT

Kurt Looby has played well in the paint during his senior season. Looby is averaging a team-best 6.4 rebounds and is scoring 5.2 points a game while shooting 68.3% (43-63) from the field. Looby, who had a career-best 12 rebounds against Louisiana-Monroe, also leads Iowa with 33 blocked shots. Looby has 86 career blocks, moving into Iowa's career top 10. He matched his career-high for the sixth time with six blocked shots against Purdue. His 86 blocks are the most by any two-year player at Iowa.

Looby had 12 points and eight rebounds in a loss to Bradley and 10 points and eight rebounds vs. Utah State. He has 10 or more rebounds in three games and had nine points and eight rebounds in a win over Michigan State. Looby ranks fourth in the Big Ten in blocked shots and 13th in rebounds. Following is a list of Iowa's career leaders in blocked shots:

Rank	No.	Player (avg.), years
1.	365	Acie Earl (3.1 avg.), 1990-93
2.	229	Greg Stokes (1.9 avg.), 1982-85
3.	212	Erek Hansen (2.4 avg.), 2003-06
4.	124	Ryan Bowen (1.0 avg.), 1995-98
5.	120	Michael Payne (1.0 avg.), 1982-85
6.	104	Greg Brunner (0.8 avg.), 2003-06
7.	92	Glen Worley (0.7 avg.), 2001-04
	92	J.R. Koch (0.7 avg.), 1996-99
9.	90	Jared Reiner (0.8 avg.), 2001-04
10.	86	Kurt Looby (1.7 avg.), 2006-08

GORNEY GETS REBOUND BEST

Senior Seth Gorney led Iowa's rebounding efforts in the win at Michigan with a career-best 12 rebounds. He added four points and two assists in the road win and for the season is averaging 3.2 points and 4.6 rebounds.

Gorney's numbers have improved in conference action, where he is averaging 3.7 points and 7.3 rebounds. He had a season-best 10 points against Purdue.

Hawkeyes Add Four Recruits

University of Iowa men's basketball Coach Todd Lickliter announced the signing of four student-athletes to national letters of intent to join the Hawkeye basketball program next fall.

The additions to the program are Iowa City native Matt Gatens, Anthony Tucker from Minnetonka, MN, Andrew Brommer from Rosemount, MN and Jermain Davis from Plymouth, MN.

Gatens (6-5, 210) attends Iowa City HS. He committed to the Iowa program as a 15-year-old ninth grader. A member of the varsity since his ninth grade season, Gatens averaged 18 points, 5.5 rebounds and four assists as a freshman.

He ranks as the all-time scoring leader at Iowa City HS with 1,353 career points heading into his senior season, a career average of 20 points per game. He is also an 82% career shooter from the free throw line.

At Iowa City High he has twice been named to the Iowa Newspaper Association all-state team and the Des Moines Register all-state team. He has earned all-conference recognition in the Mississippi Valley Conference in each of the past three seasons. His father, Mike, was an Iowa basketball letterman from 1974-76.

Tucker (6-4, 195) averaged 16.4 points and 5.7 rebounds as a junior at Minnetonka HS under Coach John Hedstrom. He has been a unanimous all-conference selection for three seasons and is the only player to be a unanimous selection as a ninth grader. He earned all-Metro honors and second team all-state recognition from the *St. Paul Pioneer Press*. He has scored 1,250 career points and could become Minnetonka's all-time scoring leader as a senior.

Tucker earned first team all-state honors last season after being named to the second all-state team as a sophomore. He is a two-year team captain and was recently named to the Minnetonka Honor Society for Leadership.

Brommer (6-9, 220) is a versatile forward who attends Rosemount HS and played two seasons on the same summer AAU team (43 Hoops) with Tucker.

Brommer begins his final prep season with 838 career points. He averaged 17 points, nine rebounds, three assists and three blocks per game as a junior as his prep team posted a 9-17 overall record.

Brommer serves as team captain for Coach Mike Manning and earned all-conference honors as both a sophomore and junior.

Davis (6-4, 200) is a shooting guard who is in his first season at Kirkwood Community College in Cedar Rapids, IA after attending Southeastern Community College in Burlington as a freshman. In one season at Southeastern Davis averaged 10.9 points while leading the team in assists and ranking third in steals.

Davis attended Robbinsdale Cooper HS in New Hope, MN, where he helped his prep team post a 27-4 record as a senior. That team set a school record for wins in a season and finished second in the Class 4-A state tournament. Davis was named to the all-tournament team at the state tournament. He earned all-conference honors in the North Suburban Conference and shared conference MVP honors as a senior.

Davis averaged 15.3 points per game as a junior and senior and was named to the all-defensive team in the metro area. A solid defensive player, he also averaged four steals, five rebounds and 3.4 assists during his prep career. As a senior he shot 54% from the field, including 41% from three-point range.

Iowa on the Big Ten Network

A majority of Iowa's games throughout the 2007-08 season will appear on national cable television via the Big Ten Network.

The Big Ten Network is available on the basic level of service offered by 67 locally-owned and locally-operated cable television systems across the state of Iowa. It is also available through the nation's two satellite television companies, DirectTV and Dish Network. Currently, more than 50 percent of the homes in Iowa have access to the Big Ten Network, as do more than 30 million homes nationwide. The Big Ten Network is the fastest growing television network in television history, reaching 30 million homes in its first 30 days of existence.

KELLY SHARING THE BALL

Freshman guard Jake Kelly moved into the starting line-up in Iowa's last 12 games and led the team in assists four times. He played just five minutes against Indiana after suffering an ankle injury in the opening minutes of the game, but he was back in the starting line-up the last five games. He scored 12 points in the loss to Purdue and added six points, including two free throws in the final minutes, in the win at Michigan.

He scored 19 points in a win at Northern Iowa, hitting 6-13 field goal attempts and 3-5 treys while collecting two steals. Kelly had six assists against Louisiana-Monroe and four assists in the win over Eastern Illinois. At Iowa State he contributed 13 points, five rebounds and five assists. Kelly is averaging 6.3 points, 2.2 rebounds and two assists per game.

PETERSON STEPS RIGHT IN

Freshman guard Jeff Peterson has started 12 games and ranks third in minutes played. Peterson had 12 points, nine assists and no turnovers in his first college game. He added 20 points in a win over Northern Colorado and added nine points and four assists against Florida Gulf Coast. He contributed six points and four assists vs. Indiana and had eight points at Wisconsin. Peterson matched his career-high with nine assists in the win at Michigan and added a pair of key free throws in the closing minutes. He is averaging 5.5 points and 3.4 assists per game, while leading the team with 16 steals.

COLE HAD BEST NIGHT

Freshman forward Jarryd Cole had the best game of his young college career in Iowa's loss at Iowa State. Cole connected on 7-10 field goal attempts, scoring 15 points and grabbing nine rebounds, both season-bests. He made all six of his field goal attempts while scoring 12 points and collecting five rebounds against Drake.

In an earlier loss to Wake Forest he came off the bench to score 14 points (7-10 FGs) and grab seven rebounds in 33 minutes. Cole, who started for the first time against Louisiana-Monroe, added 10 points and four rebounds in a win over Eastern Illinois. He averaged 6.6 points and 4.8 rebounds per game while shooting 66.7% from the field in 13 games. He will miss the remainder of the season after suffering a torn left ACL in a win over Southeastern Louisiana.

Iowa Results on Jan. 23

9 Wins, 8 Losses

1907	Kansas City A.C.	L	28-35
1914	* Grinnell	L	20-38
1915	Carleton	L	19-20
1920	* Iowa State	W	27-15
1926	Ohio State	L	21-35
1943	* Indiana	L	55-71
1950	Ohio State	L	54-68
1954	Purdue	W	70-62
1956	Purdue	W	67-63
1960	Michigan State	W	92-79
1967	* Michigan	W	91-81
1967	Michigan State	W	76-71
1982	* Michigan	W	56-38
1986	Northwestern	W	76-43
1988	* Dartmouth	W	102-87
1997	Minnesota	L	51-66
1999	* Wisconsin	L	52-72

* at Iowa City

IOWA TOUGH AT HOME

Iowa has won 39 of its 46 games in Carver-Hawkeye Arena since the start of the 2004-05 season, including win streaks of 21 straight overall wins and 12 straight Big Ten Conference wins. Iowa has won 10 of its last 12 home games against ranked opponents. The Hawkeyes posted a 14-2 home record in 2006-07 (losses to Northern Iowa and Wisconsin) after a perfect 17-0 mark in 2006.

HAWKEYES FEATURE YOUNG LINE-UP

Iowa's starting line-up in four games included freshmen Jarryd Cole, Jeff Peterson and Jake Kelly. Cole is now out of action for the remainder of the season due to injury. Kelly has started 12 games and Peterson 11.

Iowa had not started three freshmen in a game since the 2000-01 season. That season, Brody Boyd, Jared Reiner and Glen Worley started in a game at Illinois. Boyd, Worley and Sean Sonderleiter started in a game at Michigan State and Boyd, Worley and Cortney Scott started in a game at Michigan.

NEVER SAY NEVER...

It may have happened before 1920, but historical records of Iowa basketball do not show a game prior to Iowa's 56-51 loss to Drake (Dec. 14) in which the Hawkeyes failed to record a free throw attempt.

Drake was guilty of 10 fouls in the game, four in the first half. The Bulldogs were called for six fouls in the second half, the last at the 7:52 mark with Iowa holding a 39-38 advantage.

Prior to the 1920-21 season, Iowa's records do not show free throw attempts by game. From the beginning of the 1921-22 season, until the Dec. 14 contest vs. Drake, Iowa had made at least one free throw attempt in 2,147 consecutive games.

Iowa In Big Ten Statistics

Category	All Games		Big Ten	
	Stat	Rank	Stat	Rank
Scoring Defense	58.1	2nd	64.2	4th
FG% Defense	.396	5th	.424	6th
Rebounding Margin	+3.1	6th	+0.7	7th
3-PT FG Defense	.331	7th	.357	8th
3-Pt. FG Per Game	6.8	7th	6.7	5th
Blocked Shots	3.5	8th	4.2	2nd
3-Pt. Field Goal %	.343	8th	.301	11th
Free Throw %	.626	9th	.607	10th
Scoring Margin	-0.3	9th	-6.2	9th
Field Goal %	.421	9th	.401	9th
Assists	12.7	10th	13.3	9th
Steals	4.7	11th	3.2	11th
Turnover Margin	-3.5	11th	-2.3	8th
Scoring Offense	57.8	11th	58.0	11th
Ast./TO Ratio	0.8	11th	1.0	T8th

INDIVIDUAL STATISTICS

Category	Player	All Games		Big Ten	
		Stat	Rank	Stat	Rank
3-pt. FG Per G.	Justin Johnson	3.1	2nd	2.7	6th
	Tony Freeman	3.1	---	3.3	2nd
Blk. Shots	Kurt Looby	1.7	4th	1.8	3rd
	Justin Johnson	0.7	---	0.8	10th
Minutes Played	Justin Johnson	35.1	2nd	33.7	7th
	Tony Freeman	33.6	---	37.0	2nd
Rebounding	Kurt Looby	6.3	13th	4.5	---
	Justin Johnson	5.0	18th	5.5	17th
	Seth Gorney	4.6	19th	7.3	T6th
	Cyrus Tate	4.1	---	7.3	T6th
Scoring	Tony Freeman	16.6	---	18.3	2nd
	Justin Johnson	13.4	11th	11.0	---
FG%	Cyrus Tate	.656	---	.719	1st
Assists	Jeff Peterson	3.4	9th	3.2	T13th
	Tony Freeman	3.3	---	3.8	8th
Ast./TO Ratio	Jeff Peterson	1.0	14th	1.3	11th
	Tony Freeman	---	---	1.2	13th

Prior to the contest vs. Drake, Iowa's lowest output from the free throw line, in recent history, occurred during a 61-53 loss to Michigan (March 1, 1979 in Iowa City) when the Hawkeyes made one of two free throw attempts.

HAWKEYES HIT THE BOARDS

In a 62-55 win at Northern Iowa, the Hawkeyes held a 37-16 rebounding advantage. No Northern Iowa player had more than five rebounds and only four of the nine Panthers who played had any rebounds. Kurt Looby led Iowa with seven rebounds, while six Hawkeyes had at least four.

The plus 21 rebounding advantage is the largest for Iowa since the second game of the 2006-07 season when the Hawkeyes held a 51-30 rebounding advantage in a 78-65 win over Toledo in the Paradise Jam.

LEADING THE TEAM

Following is the number of times a player led Iowa in scoring, rebounding, assists and steals. If two or more players tied for the team lead, all have been credited for that game:

Player	Scoring	Rebounding	Assists	Steals
J.R. Angle				1
Dan Bohall			3	
Jarryd Cole	3	2		3
Tony Freeman	5	1	6	3
Seth Gorney		3		2
Justin Johnson	9	2	2	3
Jake Kelly	1		5	4
Kurt Looby		10		5
David Palmer				1
Jeff Peterson	1		6	8
Cyrus Tate		1		1

REACHING DOUBLE FIGURES

Following are Iowa's number of double figure games in scoring and rebounding, both for the 2007-08 season and for their career:

	Points		Rebounds	
	'07-08	Career	'07-08	Career
J.R. Angle	1	1	0	0
Dan Bohall	2	2	0	0
Jarryd Cole	5	5	0	0
Tony Freeman	7	20	0	0
Seth Gorney	1	7	3	3
Justin Johnson	11	15	1	1
Jake Kelly	4	4	0	0
Kurt Looby	2	4	3	5
Jeff Peterson	2	2	0	0
Cyrus Tate	4	7	1	3

IOWA'S STATISTICAL COMPARISONS

	All Games	Big Ten	Home Games	Away Games	IA Wins	IA Losses
Record	9-10	2-4	7-5	2-5	9-0	0-10
Points	57.8	58.0	58.7	56.3	59.0	56.7
Opp. Pts	58.2	64.2	54.0	65.1	48.1	67.1
FG%	.432	.401	.423	.417	.439	.407
FG Def.	.396	.424	.374	.433	.363	.423
3-PT%	.342	.301	.349	.331	.372	.319
3-pt. Def.	.331	.357	.300	.380	.314	.345
FT%	.626	.607	.626	.625	.660	.582
REB	34.6	34.2	35.0	33.9	34.3	34.8
AST	12.7	13.3	13.4	11.6	12.3	13.1
TO	15.9	13.3	17.2	13.9	15.9	16.0
STL	4.7	3.2	6.0	2.4	6.7	2.9
BLK	3.5	4.2	4.0	2.7	3.8	3.3

HOME, AWAY COMPARISONS

In its 12 home games, Iowa has outscored its opponents by a 4.7 margin, shooting 42.3% from the field while holding its opponent to 37.4% shooting. Iowa holds a 35.0-31.9 rebounding advantage.

In seven games away from Carver-Hawkeye Arena (including two neutral site games), Iowa has been outscored 65.1-56.3. The Hawkeyes are shooting 41.7% from the field while opponents are shooting 43.3%. Iowa holds a 33.9-30.7 rebounding margin.

STARTING LINE-UPS

Iowa has used five starting line-ups in its 19 games. Following is Iowa's record by line-up, with the most recent starting unit in bold:

Gorney, Looby, Bohall, Johnson, Peterson (ID State, UNCO, FGCU, UMES, BU, USU, WFU)	4-3
Cole, Looby, Kelly, Johnson, Peterson (ULM, EIU, SLU)	2-1
Cole, Looby, Kelly, Johnson, Angle (UNI, ISU)	1-1
Tate, Gorney, Freeman, Johnson, Kelly (IND, WIS, OSU, MSU, PUR, MICH)	2-4
Cole, Gorney, Kelly, Johnson, Peterson (Drake)	0-1

OFF THE BENCH

The Iowa reserves are averaging 16.1 points and 8.9 rebounds per game, compared to 13.6 points and 8.4 rebounds by the opponent reserves.

Iowa is 7-6 when the reserves outscore the opponent's reserves and 2-4 when the opponent reserves score more points.

Iowa is 5-5 when the Hawkeye reserves have more rebounds than the opponent reserves, 4-4 when the opponent reserves have more rebounds and 0-1 when rebounding by the reserves is even. Following is a game-by-game comparison with opponents:

Opponent	Iowa		Opponent	
	Pts.	Rebs.	Pts.	Rebs.
Idaho State	11	13	5	5
No. Colorado	10	4	9	9
FL Gulf Coast	16	8	7	4
MD Eastern Shore	23	15	3	5
Bradley (n)	17	10	14	8
Utah State (n)	24	120	13	7
Wake Forest	34	15	23	12
LA-Monroe	17	5	10	5
Eastern Illinois	11	6	17	8
at Northern Iowa	25	10	21	6
at Iowa State	4	6	6	11
Drake	14	10	11	7
SE Louisiana	35	14	8	8
Indiana	20	8	23	11
at Wisconsin	19	7	9	4
at Ohio State	7	6	31	17
Michigan State	9	9	7	12
Purdue	4	7	26	11
at Michigan	6	6	15	10
Totals	306	169	258	160
Average	16.1	8.9	13.6	8.4

OVERCOMING DEFICITS

The biggest deficit Iowa has overcome to get a victory is 14 points, that in a 57-50 win over Southeastern Louisiana. The Hawkeyes trailed by seven at halftime.

The biggest deficit overcome by an Iowa opponent is 16, that by Louisiana-Monroe in a 72-67 overtime win at Iowa.

SCORING BY HALVES

Iowa has been outscored 525-486 in the first half and holds a 600-562 advantage in the second half. The Hawkeyes have been outscored 17-12 in their only overtime period.

Iowa has led at halftime in nine games and has outscored its opponent in the second half in 10 games. The first half scoring was even in the loss to Indiana and the second half scoring was even in the win over Idaho State.

IOWA FROM THE FREE THROW LINE

Iowa has made at least 80% of its free throws in three games and at least 70% of its free throws in five games, with a season-best 88.9% (8-9) at Northern Iowa. Iowa has posted a 4-2 record when shooting at least 70% from the free throw line. Following is Iowa's won-loss breakdown based on free throw percentage:

Iowa FT%	W-L	Iowa FT%	W-L
Under 50%	0-4	70-79%	2-1
50-59%	2-3	80-89%	2-1
60-69%	3-1	90-100%	0-0

CRUNCH TIME FREE THROWS

Iowa is 43-92 (.597) from the free throw line in the final four minutes of its 10 games that have been decided by 10 points or less. Iowa's opponents in those games have made 39-61 (.639) free throw attempts in the final four minutes. Those figures include all free throw attempts in Iowa's single overtime game. Iowa is 4-6 in games decided by 10 points or less, including one overtime loss. Following are Iowa's individual attempts:

Jake Kelly	9-10	.900
Tony Freeman	16-21	.762
Justin Johnson	8-12	.667
Jeff Peterson	2-4	.500
Jarryd Cole	2-5	.400
Cyrus Tate	5-13	.385
Kurt Looby	1-4	.250
J.R. Angle	0-1	.000
David Palmer	0-2	.000
Iowa	43-72	.597
Opponents	39-61	.639

HAWKEYE GAME NOTES & TRENDS

- Iowa is 0-0 when scoring 80 points or more, 0-1 when scoring between 70-80 points, 4-3 when scoring between 60-70 points and 5-6 when scoring less than 60 points.
- Iowa is 8-3 when holding its opponent to less than 60 points, 1-4 when holding its opponent between 60-70 points and 0-3 when the opponent scores over 70 points.
- Iowa is 5-5 when collecting more assists than the opponent, 4-5 when the opponent has more assists and 0-0 when assists were even.
- Iowa is 3-0 when having fewer turnovers than its opponent, 6-9 when the opponent has fewer turnovers and 0-1 when turnovers are equal.
- Iowa is 4-0 when collecting more steals than its opponent, 5-9 when the opponent had more steals and 0-1 when steals are equal.

- Iowa is 0-0 when five reach double figures, 1-1 when four reach double figures; 1-2 when three score in double figures, 5-3 when two players score in double figures and 2-4 when one scores in double figures.
- Iowa is 8-1 when leading at halftime, 1-8 when trailing at intermission and 0-1 when tied at halftime.
- Iowa is 7-6 when controlling the opening tip and 2-4 when not controlling the tip.
- Iowa is 4-6 in games decided by 10 points or less, including a 0-4 record in games decided by five points or less and a 0-1 mark in overtime.
- Iowa is 0-2 in neutral site games, dropping contests to Bradley and Utah State at the South Padre Island Invitational in late November.

IOWA RECORD BY CONFERENCE

Iowa, in non-conference action, played three teams from the Missouri Valley Conference and two from the Big Sky, along with one from the Atlantic Coast, Atlantic Sun, Big 12, Mid-Eastern Atlantic, Ohio Valley, Southland Sun Belt and Western Athletic. Following is a breakdown of Iowa's record by conference:

Atlantic Coast	0-1	Missouri Valley	1-2
Atlantic Sun	1-0	Ohio Valley	1-0
Big Sky	2-0	Southland	1-0
Big 12	0-1	Sun Belt	0-1
Mid-Eastern Athletic	1-0	Western Athletic	0-1

IOWA SEEKS EIGHTH STRAIGHT

Iowa is seeking its eighth straight winning campaign, which would establish a school record. Iowa's current streak began with a 23-12 record in 2000-01 and includes three seasons of more than 20 wins and six post-season appearances (three NCAA, three NIT).

Iowa also had seven straight winning seasons from 1950 through 1956. Pops Harrison, Bucky O'Connor and Rollie Williams all coached the Hawkeyes during those years. Only a 10-10 record in 1949 kept Iowa from 13 consecutive winning seasons (1944-56).

Iowa is one of four Big Ten teams to post a winning record in each of the last seven seasons, joining Illinois, Michigan State and Wisconsin.

HAWKEYES SET ARENA RECORD

Iowa set a Carver-Hawkeye Arena (opened in 1983) record with 12 consecutive Big Ten Conference home wins over the course of the 2006 and 2007 seasons. The streak was snapped Jan. 28, 2007 when second-ranked Wisconsin won in Iowa City. Following the loss to Wisconsin the Hawkeyes concluded the season by winning their final four home games, improving to 15-1 in Big Ten games and 31-2 overall over the past two seasons in Carver-Hawkeye Arena.

Iowa's record for consecutive home wins in league play is 14 straight. That mark was set during the 1980-81 and 1981-82 seasons when home games were played at the Iowa Field House.

TOP HOME PERCENTAGE

Iowa posted a 44-5 (.896) record in Carver-Hawkeye Arena over the last three seasons (2005-07), a mark that ranks as Iowa's best home court winning percentage over any three year period in which Iowa won at least 40 games.

Iowa's winning percentage in Big Ten home games (20-4, .833) over those seasons is also the schools best percentage since the conference began playing more than 14 league games in 1974.

Following is a ranking of Iowa's best home court record over any three-year period, with a minimum of 40 wins:

Percentage	Record	Years
.898	44-5	2005-07
.875	42-6	1987-89
.872	41-6	2004-06
.854	41-7	1991-93
.851	40-7	1985-87
.837	41-8	1995-97
.816	40-9	1988-90

IOWA ON THE TUBE

All but one Iowa game throughout the 2007-08 season will be televised, with the only exception being the final round of the South Padre Island Invitational against Utah State.

The majority of Iowa's non-conference games appeared on the Big Ten Network. Iowa's home game with Wake Forest was televised on ESPN2. The contest at Northern Iowa was on FOX 28 and the game at Iowa State appeared on ESPNU.

THE RETURNING CAST

Iowa returns three starters and six lettermen from 2007. The returning starters include senior center Kurt Looby, junior guard Tony Freeman and junior forward Cyrus Tate. Freeman is currently out of action due to injury.

Freeman started 17 of 31 games a year ago. He led the team in assists (3.7) and ranked third in scoring (7.5) and steals (1.1). Looby started 19 games, averaging 3.8 points and 4.6 rebounds. He led Iowa and ranked fourth in the Big Ten in blocked shots (1.7) per game. His 53 blocked shots rank eighth-best for a single season at Iowa.

Tate started 22 games last season, averaging 4.2 points and 4.4 rebounds per game.

Along with the six returning lettermen, Iowa also returns sophomore guard Dan Bohall and sophomore forward David Palmer. Palmer sat out last season as a redshirt transfer. The Hawkeye roster includes three true freshmen.

With the seven returning players who saw action a year ago, Iowa returns 41.1% of its scoring, 55.3% of its rebounding, 44.1% of its assists and 47.7% of its steals. Iowa's returning players shot 45.7% from the field, 40% from three-point range and 66.5% from the free throw line.

IOWA PROGRAM REACHES 1,400 WINS

The Iowa basketball program reached 1,400 wins (now at 1,447) with a 79-46 victory over Texas-San Antonio on Nov. 26, 2005. Iowa ranks 34th on the all-time list for victories and is one of 41 NCAA Division I programs with as many as 1,400 wins. Iowa's basketball history includes 73 winning seasons and 24 years in which the Hawkeyes have won 20 or more games. Iowa (with 22) is one of 31 programs to earn more than 20 invitations into the NCAA Tournament.

THE HAWKEYE ROSTER

The Iowa roster includes 11 players. The squad includes three seniors, three juniors, two sophomores and three freshmen.

Along with Iowa native Dan Bohall, the roster includes two players from Illinois and Indiana and one from Maryland, Missouri, Ohio, Tennessee, Texas and St. John's, Antigua.

BIG TEN SINGLE GAME TICKETS ON SALE

Single game tickets for Iowa's Big Ten Conference home games are now on sale. Tickets may be purchased online at www.hawkeyesports.com, by calling the UI Athletics Ticket office at 1-800-IA-HAWKS, or in person at the Athletics Ticket Office in Carver-Hawkeye Arena.

Home game remain against Penn State (Jan. 26), Ohio State (Feb. 2), Wisconsin (Feb. 6), Michigan (Feb. 14), Northwestern (Feb. 19) and Illinois (Mar. 1 or 2).

TICKETS ON SALE FOR 2007-08

- Single game tickets for Big Ten Conference games are now on sale.
- Weekend package tickets for four Big Ten Conference home games are on sale for \$100. The package includes remaining games vs. Penn State (Jan. 26), Ohio State (Feb. 2) and Illinois (Mar. 1-2).
- "Family Four Pack" tickets are available for Iowa's home game Feb. 19 vs. Northwestern. The "Family Four Pack" includes four tickets, four hot dogs and four drinks for a cost of \$65.
- Single game tickets are available for \$20 for all games except Big Ten Conference weekend games and the Wisconsin game. Tickets for those games are \$25. UI students can purchase single game tickets for \$15 on the day of the game, when available.
- Discounted tickets to select home games, earmarked for purchase by groups of 20 or more, are also available for purchase. For information about group ticket packages, fans should call the UI Sports Marketing Office at (319) 335-9431.
- Fans interested in obtaining men's basketball tickets can do so at the UI Athletic Ticket Office, located in Carver-Hawkeye Arena, by calling the ticket office at 1-800-IA-HAWKS or by visiting the UI website at hawkeyesports.com.

BIG TEN TOURNAMENT TICKETS ON SALE

All-session and single session tickets for the 2008 Big Ten Conference men's basketball tournament are currently on sale. Tickets are available at all 11 Big Ten university ticket offices, the Consecro Fieldhouse box office, Ticketmaster outlets at www.ticketmaster.com, or by calling Ticketmaster at (317) 239-5151. The 11th annual Big Ten Tournament will be held March 13-16, 2008 at Consecro Fieldhouse in Indianapolis.

All session tickets are on sale for \$150 or \$275, depending on seat location. Single-session tickets range from \$30 to \$85, based on seat location and session. Orders are limited to 12 all-session tickets or 12 single-session tickets.

IOWA IN TOURNAMENT PLAY

Iowa has fared well while taking part in regular-season tournaments over the past 25 years. In that time Iowa has won the Great Alaska Shootout (1986-87), the Cal-Irvine Anteater Classic (1986-87), the Maui Classic (1987-88), the San Juan Thanksgiving Shootout (1992-93), the San Juan Christmas Shootout (1997-98), the Big Ten Conference Tournament in 2001 and 2006 and its own invitational 24 times.

In addition, Iowa was runner-up in the 1985-86 Far West Classic, the 1987-88 All-College Tournament, the 1988-89 Chaminade Classic, the 1991-92 Tampa Tribune Holiday Invitational, the 1994-95 Rainbow Classic, the 1995-96 Great Alaska Shootout, the 1999-00 Coaches vs. Cancer Classic, the 2001-02 Guardians Classic, the 2005-06 Guardians Classic, the 2002 Big Ten Conference Tournament and the 2004 Maui Invitational.

HAWKEYE SCHEDULE NOTES

- Iowa's schedule includes 19 home games. This marks the third straight season Iowa has opened with an exhibition contest against a member of the Iowa Conference.
- For the first time since 1997, Iowa will host nine Big Ten Conference games, as the league has expanded the schedule to include 18 league games. Iowa does not play at Illinois this season, while Minnesota does not visit Carver-Hawkeye Arena.
- Iowa's Big Ten schedule includes four weekend home dates and five games during the week. Saturday home games remaining include Jan. 26, Feb. 2 and either Saturday or Sunday, March 1 or 2.

IOWA IN LAS VEGAS NEXT SEASON

Iowa will take part in the Las Vegas Invitational during the early portion of the 2008-09 season. The 2008 event will take place Nov. 28-29, 2008 at the Orleans Arena in Las Vegas. Iowa's bracket of opponents in Las Vegas will include Kentucky, Kansas State and West Virginia.

Similar to the South Padre Island Invitational this season, Iowa will have two home games in the event before traveling to Las Vegas for two games. Possible first and second round opponents include Southeast Missouri State, Oakland University, Delaware State and Longwood University.

Kansas defeated eventual national champion Florida in the championship game of the tournament a year ago, while North Carolina and Louisville highlight the field this year.

Participating schools will each have their share of tickets available to sell after this season is completed. The general public will have a chance to purchase a limited number of tickets for the final rounds in Las Vegas beginning Saturday, Nov. 3 at 1 p.m. EST at the Orleans Arena. For ticket information, please contact the Orleans Arena at (702) 284-7777 or on the web at www.orleansarena.com.

NO THREE-POINTERS

Since the three-point shot became part of the college game, Iowa has played 14 games in which it has failed to make a three-point attempt. Iowa had made at least one three-point basket in 53 straight games before missing all five attempts in a 71-61 home win over Purdue in 2004. Iowa's current streak includes at least one three-point basket in 137 straight games.

Following is a list of games in which Iowa did not make a three-point basket (11-3 record). During the 1982-83 season, when the three-point shot was first added, the number of three-point attempts in some games is unavailable.

Date	Opponent	3-pt.	Result
1/7/04	Purdue	0-5	W, 71-61
2/13/02	Penn State	0-9	L, 65-71
12/8/92	Northern Iowa	0-5	W, 64-44
12/6/91	Army	0-8	W, 74-39
12/12/88	Jackson State	0-3	W, 86-71
12/19/87	Iowa State	0-7	L, 100-102
2/10/83	Purdue	0-1	W, 55-46
12/29/82	Seton Hall	0	W, 85-63
12/28/82	James Madison	0	W, 55-47
12/18/82	UCLA	0	L, 66-75
12/11/82	Southern Cal	0	W, 66-55
12/8/82	Marquette	0	W, 87-66
12/3/82	Navy	0	W, 76-65
11/27/82	Brigham Young	0	W, 91-80

POST-SEASON OPPONENTS

Iowa's 2007-08 schedule includes 15 games against teams that advanced to post-season play a year ago. Iowa will play 11 games against six Big Ten opponents that appeared in the 2007 NCAA Tournament, including two games with national runner-up Ohio State. The Hawkeyes have four games against teams that were in the NIT a year ago (Michigan twice, Bradley, Utah State).

IOWA VS. THE FIELD

Iowa posted a 6-10 record while playing 11 teams that advanced to post-season play last season. That included a 4-9 record against eight teams that competed in the NCAA Tournament and a 2-1 record against three teams that were in the NIT.

IOWA IN THE NCAA TOURNAMENT

Iowa made its 22nd appearance in the NCAA Tournament in 2006. Iowa earned the Big Ten Conference's automatic bid by virtue of claiming the league's tournament title.

The Hawkeyes hold an overall record of 27-24 in the tournament, advancing to the Final Four in 1955 (fourth), 1956 (second) and 1980 (fourth). Iowa reached the regional championship in 1987 and lost in the regional semi-final in 1988 and 1999.

IOWA INFORMATION ON THE WEB

Iowa basketball information is available on the University of Iowa's web site, hawkeyesports.com. Once you have entered the web site, you may obtain biographical information on Iowa players and coaches, game notes, game stories and box scores from all games throughout the season, plus team and individual cumulative stats and a pdf version of Iowa's History and Record book.

Members of the media who wish to have this information forwarded via e-mail throughout the season may do so by contacting the Iowa Sports Information office with your e-mail address.

IOWA PHOTOS AVAILABLE

Up-to-date head shots of all Iowa players and coaches are available on the internet at pics.hawkeyebasketball.com. Contact the Iowa Sports Information office if you are in need of additional photos.

HIGH SPEED CONNECTIONS

For members of the media who cover Iowa home games on a regular basis, high speed connections are available, at no charge, in the media seating area of Carver-Hawkeye Arena. You are asked to provide your own Ethernet cord. A limited number of phone lines are also available.

Media covering Iowa basketball on a regular basis should have their own telephone line installed.

COACH LICKLITER WITH THE MEDIA

Following is a list of dates for basketball news conferences with Todd Lickliter. The news conferences will be held at 2 p.m. in the Press Room at Carver-Hawkeye Arena.

Selected players will be available for interviews following the sessions with Coach Lickliter. Following are the news conference dates:

January	Mon, 28th			
February	Mon, 4th	Wed, 13th	Mon, 18th	Mon, 25th
March	Mon, 3rd	Mon, 10th		

IN-SEASON TELE-CONFERENCES

Following is a list of tele-conference dates with Coach Todd Lickliter. Each call will begin at 10:30 a.m. CT.

Members of the media need to contact the UI Sports Information office for the dial in number and other details. Here are the tele-conference dates:

January	Fri, 25th			
February	Fri, 1st	Fri, 8th	Fri, 22nd	Fri, 29th

Coach Lickliter will also be available on the Big Ten tele-conference calls, which take place each Monday during the Big Ten season.

BIG TEN TELE-CONFERENCES

The Big Ten Conference office has scheduled tele-conferences with men's basketball coaches each week during the Big Ten portion of the 2007-08 season. The weekly calls run through March 10.

The tele-conferences are held each Monday from 9-11 a.m. CT. The calls will be available for play-back for 24 hours.

Contact the Big Ten office or the Iowa Sports Information office for the tele-conference and play-back phone numbers. Following is the coach's order of appearance:

9:00	Kelvin Sampson, Indiana	10:-00	Tom Izzo, Michigan State
9:10	Todd Lickliter, Iowa	10:10	Bo Ryan, Wisconsin
9:20	Tubby Smith, Minnesota	10:20	John Beilein, Michigan
9:30	Bill Carmody, Northwestern	10:30	Thad Matta, Ohio State
9:40	Ed DeChellis, Penn State	10:40	Bruce Weber, Illinois
9:50	Matt Painter, Purdue	10:50	Player of the Week

HIGHLIGHTS AND SOUND BITES ON SATELLITE

Sound bites with coaches and athletes from Iowa's winter sports teams are available each Wednesday throughout the winter.

The video sound bites are available from 3:30-3:45 p.m. CT and include all winter sports, including men's and women's basketball and wrestling. The satellite feeds will conclude on March 5. Contact the Iowa Sports Information office for coordinate information.

HALK TALK WITH TODD LICKLITER

Fans of the University of Iowa basketball program may join Iowa Coach Todd Lickliter and radio announcer Gary Dolphin each week during the season for the "Hawk Talk with Todd Lickliter" radio call-in show. The show takes place each week at Carlos O'Kelly's Mexican Café in Iowa City from 7 to 8:30 p.m. The dates are Jan. 28; Feb. 4, 11, 18 and 25; and Mar. 3 and 10.

HAWKEYES BACK ON THE ROAD

Iowa returns home to host Penn State Saturday, Jan. 26 (5:05 p.m., BTN) before traveling to Purdue, Wednesday, Jan. 30 (6:05 p.m. CT, BTN).

Big Ten Standings and Results

	Big Ten Games			All Games		
	W	L	PCT	W	L	PCT
Indiana	5	0	1.000	16	1	.941
Wisconsin	5	0	1.000	15	2	.882
Michigan State	4	1	.800	16	2	.889
Purdue	4	1	.800	13	5	.722
Ohio State	3	2	.600	12	6	.667
Minnesota	2	3	.400	12	5	.706
Penn State	2	3	.400	10	7	.588
Iowa	2	4	.333	9	10	.474
Illinois	1	5	.167	9	10	.474
Michigan	1	5	.167	5	13	.278
Northwestern	0	5	.000	6	9	.400

Wednesday, January 2

Indiana at Iowa IND, 79-76
 Wisconsin at Michigan WIS, 70-54
 Penn State at Northwestern PSU, 79-68

Thursday, January 3

Ohio State at Illinois OSU, 74-58

Saturday, January 5

Iowa at Wisconsin WIS, 64-51
 Michigan at Purdue PUR, 65-58
 Minnesota at Michigan State MSU, 65-59

Sunday, January 6

Northwestern at Ohio State OSU, 62-51
 Penn State at Illinois PSU, 68-64

Tuesday, January 8

Indiana at Michigan IND, 78-64
 Purdue at Michigan State MSU, 78-75

Wednesday, January 9

Iowa at Ohio State OSU, 79-48
 Northwestern at Minnesota MINN, 82-63

Thursday, January 10

Illinois at Wisconsin WIS, 70-60

Saturday, January 12

Michigan State at Iowa IOWA, 43-36
 Minnesota at Penn State MINN, 76-73
 Ohio State at Purdue PUR, 75-68
 Michigan at Northwestern MICH, 78-68

Sunday, January 13

Illinois at Indiana IND, 62-58

Tuesday, January 15

Ohio State at Michigan State MSU, 66-60
 Wisconsin at Penn State WIS, 80-55

Wednesday, January 16

Purdue at Iowa PUR, 67-62
 Michigan at Illinois ILL, 75-57
 Northwestern at Chicago State NW, 65-47

Thursday, January 17

Indiana at Minnesota IND, 65-60

Saturday, January 19

Iowa at Michigan IOWA, 68-60
 Illinois at Purdue PUR, 74-67
 Ohio State at Tennessee Tenn, 74-69
 Northwestern at Wisconsin WIS, 62-50

Sunday, January 20

Penn State at Indiana IND, 81-65
 Michigan State at Minnesota MSU, 78-73

Tuesday, January 22

Michigan at Wisconsin
 Illinois at Ohio State

Wednesday, January 23

Iowa at Indiana
 Purdue at Penn State

Thursday, January 24

Michigan State at Northwestern

Saturday, January 26

Penn State at Iowa
 Connecticut at Indiana
 Wisconsin at Purdue
 Minnesota at Ohio State

Sunday, January 27

Michigan at Michigan State
 Northwestern at Illinois

Tuesday, January 29

Ohio State at Penn State

Wednesday, January 30

Iowa at Purdue
 Illinois at Michigan State

Thursday, January 31

Minnesota at Michigan
 Indiana at Wisconsin

Saturday, February 2

Ohio State at Iowa
 Purdue at Illinois
 Michigan State at Penn State

Sunday, February 3

Northwestern at Indiana
 Wisconsin at Minnesota

Tuesday, February 5

Michigan at Ohio State
 Penn State at Purdue

Wednesday, February 6

Wisconsin at Iowa
 Minnesota at Northwestern

Thursday, February 7

Indiana at Illinois

Saturday, February 9

Iowa at Minnesota
 Penn State at Michigan
 Northwestern at Michigan State
 Purdue at Wisconsin

Sunday, February 10

Indiana at Ohio State

Tuesday, February 12

Michigan State at Purdue
 Illinois at Minnesota

Wednesday, February 13

Wisconsin at Indiana
 Ohio State at Northwestern

Thursday, February 14

Michigan at Iowa

Saturday, February 16

Minnesota at Wisconsin
 Purdue at Northwestern
 Illinois at Penn State
 Michigan State at Indiana

Sunday, February 17

Ohio State at Michigan

Tuesday, February 19

Northwestern at Iowa
 Purdue at Indiana

Wednesday, February 20

Penn State at Michigan State
 Wisconsin at Illinois

Thursday, February 21

Michigan at Minnesota

Saturday, February 23

Indiana at Northwestern

Sat.-Sun., Feb. 23-24

Wisconsin at Ohio State
 Illinois at Michigan or
 Iowa at Michigan State

Sunday, February 24

Penn State at Minnesota

Tuesday, February 26

Ohio State at Indiana
 Northwestern at Michigan

Wednesday, February 27

Iowa at Penn State
 Minnesota at Purdue

Thursday, February 28

Michigan State at Wisconsin

Saturday, March 1

Michigan at Penn State
 Northwestern at Purdue

Sat.-Sun., March 1-2

Ohio State at Minnesota
 Illinois at Iowa
 Indiana at Michigan State

Tue.-Thu., March 4-6

Iowa at Northwestern
 Penn State at Wisconsin
 Minnesota at Indiana
 Purdue at Ohio State
 Michigan State at Illinois

Saturday, March 8

Minnesota at Illinois

Sat.-Sun., March 8-9


Purdue at Michigan
 Indiana at Penn State
 Wisconsin at Northwestern

Sunday, March 9

Michigan State at Ohio State

****4 -- J.R. Angle, Guard, 6-7, 200, Junior, Franklin, IN (Indian Creek HS)**

- Seven points, three rebounds and two assists at Wisconsin
- Five points, two rebounds and two assists against Indiana
- Career highs with 10 points, three steals and 23 minutes played in win over Southeastern Louisiana
- Three points against Drake
- Six points and four rebounds at Iowa State
- Three points and a career-high six rebounds in win at Northern Iowa
- Tied a career-high with eight points, four rebounds and career high three assists in win over Eastern Illinois
- Four points vs. Louisiana-Monroe
- Two points and three rebounds vs. Wake Forest
- Six points vs. Utah State
- Three points and three rebounds vs. Bradley
- Five points, three assists and two rebounds in Blowout
- Saw action in 28 of 31 games in 2007, with two starts



Angle, Game-by-Game

Opp.	S	FG	3-PT	FT	O-D-RE	PF	TP	A	T	B	S	M
Idaho State					DNP							
N. Colorado	N	0-2	0-2	0-0	0-0-0	0	0	0	0	0	0	1
FL Gulf Coast					DNP							
MD E. Shore	N	0-0	0-0	0-0	0-0-0	0	0	0	1	0	0	11
Bradley (n)	N	1-1	1-1	0-0	1-2-3	3	3	1	1	0	0	9
Utah St. (n)	N	2-4	2-2	0-1	1-0-1	0	6	0	0	0	0	8
Wake Forest	N	0-0	0-0	2-2	0-3-3	1	2	0	0	0	0	11
LA-Monroe	N	2-4	0-2	0-0	0-1-1	1	4	0	1	0	0	13
E. Illinois	N	2-5	2-4	2-3	2-2-4	2	8	3	2	0	0	19
at Northern IA	Y	1-3	1-3	0-0	1-5-6	1	3	0	3	0	1	21
at Iowa State	Y	2-5	2-4	0-2	0-4-4	4	6	1	0	0	0	25
Drake	N	1-1	1-1	0-0	0-0-0	1	3	0	0	0	0	6
SE Louisiana	N	3-7	3-7	1-2	0-0-0	1	10	2	0	1	3	23
Indiana	N	2-7	1-6	0-0	0-2-2	3	5	2	0	0	0	25
at Wisconsin	N	3-6	1-3	0-0	0-3-3	2	7	2	2	0	0	21
at Ohio State	N	0-4	0-4	0-0	0-0-0	0	0	0	1	0	0	11
Mich. State					DNP							
Purdue	N	0-0	0-0	0-0	0-0-0	0	0	0	0	0	0	0+
at Michigan					DNP							
at Indiana												
Penn State												
at Purdue												
Ohio State												
Wisconsin												
at Minnesota												
Michigan												
Northwestern												
at Mich. State												
at Penn State												
Illinois												
at Northwestern												
Big Ten Tournament												

Career Bests


Points: 10 vs. Southeastern Louisiana, 12/29/07
 Rebounds: 5 vs. Texas-Pan American, 12/1/06
 FGM: 3, three times, last at Wisconsin, 1/5/08
 FGA: 7, twice, last vs. Indiana, 1/2/08
 FTM: 3 at Michigan State, 2/17/07
 FTA: 4 at Michigan State, 2/17/07
 Assists: 3 vs. Eastern Illinois, 12/1/07
 Steals: 3 vs. Southeastern Louisiana, 12/29/07
 Blocks: 1 vs. Southeastern Louisiana, 12/29/07
 Minutes: 23 vs. Southeastern Louisiana, 12/29/07

Career Statistics

YEAR	G/GS	FG-A	PCT	3-PT	PCT	FT-A	PCT	O-D-RB	AVG	PF-DI	AS	TO	BK	ST	PTS	AVG
Fresh.	11/0	4-11	.364	2-5	.400	0-0	.000	1-5-6	0.5	2-0	1	6	0	0	10	0.9
Soph.	28/2	17-36	.472	4-9	.444	9-10	.900	9-19-28	1.0	31-0	9	9	0	5	47	1.7
Jun.	15/2	19-49	.388	14-39	.359	5-10	.500	5-22-27	1.8	19-0	11	11	1	4	57	3.8
Career	53/4	40-96	.417	20-53	.377	14-20	.700	15-46-61	1.1	52-0	21	26	1	9	114	2.1

15 - - Dan Bohall, Guard, 6-4, 193, Sophomore, Sioux City, IA (East HS)

- Two assists at Ohio State
- Five points vs. Louisiana-Monroe
- Five assists vs. Bradley
- 10 points, two rebounds and five assists in win over Maryland Eastern Shore
- Eight points and four rebounds in win over Florida Gulf Coast
- Career-highs with 14 points and six rebounds in win over Northern Colorado
- Six assists, five points and three rebounds in win over Idaho State in first career start
- Five points and three rebounds in exhibition win over Simpson College
- Nine points, four rebounds and three steals in Blowout
- Co-winner of 2007 Most Improved Award
- Played in 11 games in 2007, averaging 0.4 points and 0.1 rebounds



Bohall, Game-by-Game

Opp.	S	FG	3-PT	FT	O-D-RE	PF	TP	A	T	B	S	M
Idaho State	Y	2-8	1-5	0-0	1-2-3	3	5	6	5	0	0	32
N. Colorado	Y	3-6	1-3	7-8	0-6-6	3	14	1	2	0	0	26
FL Gulf Coast	Y	2-7	1-5	3-4	0-4-4	2	8	4	3	0	2	32
MD E. Shore	Y	2-6	0-3	6-6	1-1-2	0	10	5	0	0	0	30
Bradley (n)	Y	0-2	0-1	0-0	0-1-1	0	0	5	3	0	0	15
Utah St. (n)	Y	1-3	0-2	0-2	1-1-2	3	2	1	1	0	0	17
Wake Forest	Y	0-1	0-1	0-0	0-0-0	3	0	0	1	0	0	10
LA-Monroe	N	2-3	1-2	0-0	0-0-0	4	5	1	3	0	0	12
E. Illinois	N	0-0	0-0	0-0	0-0-0	1	0	1	0	0	0	4
at Northern IA												DNP
at Iowa State												DNP
Drake												DNP
SE Louisiana												DNP
Indiana												DNP
at Wisconsin												DNP
at Ohio State	N	0-1	0-1	0-0	0-0-0	1	0	2	0	0	0	9
Mich. State	N	0-0	0-0	0-0	0-0-0	0	0	0	0	0	0	1
Purdue												DNP
at Michigan												DNP
at Indiana												DNP
Penn State												DNP
at Purdue												DNP
Ohio State												DNP
Wisconsin												DNP
at Minnesota												DNP
Michigan												DNP
Northwestern												DNP
at Mich. State												DNP
at Penn State												DNP
Illinois												DNP
at Northwestern												DNP
Big Ten Tournament												DNP

Career Bests

Points: 14 vs. Northern Colorado, 11/14/07
Rebounds: 6 vs. Northern Colorado, 11/14/07
FGM: 3 vs. Northern Colorado, 11/14/07
FGA: 8 vs. Idaho State, 11/9/07
FTM: 7 vs. Northern Colorado, 11/14/07
FTA: 8 vs. Northern Colorado, 11/14/07
Assists: 6 vs. Idaho State, 11/9/07
Steals: 2 vs. Florida Gulf Coast, 11/18/07
Blocks:
Minutes: 32, twice, last vs. Florida Gulf Coast, 11/18/07

Career Statistics

YEAR	G/GS	FG-A	PCT	3-PT	PCT	FT-A	PCT	O-D-RB	AVG	PF-DI	AS	TO	BK	ST	PTS	AVG
Fresh.	11/0	0-6	.000	0-1	.000	4-10	.400	0-1-1	0.1	3-0	0	1	0	2	4	0.4
Soph.	11/7	12-37	.324	4-23	.174	16-20	.800	3-15-18	1.6	20-0	26	18	0	2	44	4.0
Career	22/7	12-43	.279	4-24	.167	20-30	.667	3-16-19	0.9	23-0	26	19	0	4	48	2.2

50 - - Jarryd Cole, Forward, 6-7, 250, Freshman, Kansas City, MO (Winnetonka HS)

- Will miss the remainder of the 2007-08 season after suffering torn left ACL in win over SE Louisiana
- Four points (2-2 FG's) and four rebounds before suffering injury in win against Southeastern Louisiana
- 12 points (6-6 FG's) and five rebounds against Drake
- Career-highs with 15 points, nine rebounds and 35 minutes played at Iowa State
- Two points and five rebounds in win at Northern Iowa
- 10 points (4-5 FG's) and four rebounds in win over Eastern Illinois
- Four points and seven rebounds while playing 35 minutes vs. Louisiana-Monroe in first start of career
- 14 points and seven rebounds vs. Wake Forest
- 10 points and six rebounds vs. Utah State
- Six points and seven rebounds in win over Maryland Eastern Shore
- Seven points, four rebounds and three steals in win over Florida Gulf Coast
- Five points and four rebounds in exhibition win over Simpson College



Cole, Game-by-Game

Opp.	S	FG	3-PT	FT	O-D-RE	PF	TP	A	T	B	S	M
Idaho State	N	1-1	0-0	0-1	1-0-1	3	2	0	0	0	1	14
N. Colorado	N	0-0	0-0	0-0	0-1-1	3	0	1	2	0	0	11
FL Gulf Coast	N	2-4	0-0	3-8	2-2-4	2	7	0	1	0	3	18
MD E. Shore	N	2-3	0-0	2-3	1-6-7	1	6	0	1	0	0	21
Bradley (n)	N	0-0	0-0	0-0	0-2-2	4	0	0	0	0	0	9
Utah St. (n)	N	3-7	0-1	4-4	2-4-6	2	10	1	0	1	0	25
Wake Forest	N	7-10	0-0	0-1	3-4-7	4	14	0	3	0	1	33
LA-Monroe	Y	1-3	0-0	2-5	2-5-7	4	4	1	5	0	1	35
E. Illinois	Y	4-5	0-0	2-3	3-1-4	3	10	0	2	0	0	29
at Northern IA	Y	1-3	0-0	0-0	3-2-5	5	2	0	2	1	0	19
at Iowa State	Y	7-10	0-0	1-4	7-2-9	2	15	0	1	0	0	35
Drake	Y	6-6	0-0	0-0	2-3-5	3	12	0	4	0	0	32
SE Louisiana	Y	2-2	0-0	0-2	0-4-4	1	4	0	2	0	1	21
Indiana												INJ
at Wisconsin												INJ
at Ohio State												INJ
Mich. State												INJ
Purdue												INJ
at Michigan												INJ
at Indiana												
Penn State												
at Purdue												
Ohio State												
Wisconsin												
at Minnesota												
Michigan												
Northwestern												
at Mich. State												
at Penn State												
Illinois												
at Northwestern												
Big Ten Tournament												

Career Bests

- Points:** 15 at Iowa State, 12/8/07
- Rebounds:** 9 at Iowa State, 12/8/07
- FGM:** 7, twice, last at Iowa State, 12/8/07
- FGA:** 10, twice, last at Iowa State, 12/8/07
- FTM:** 4 vs. Utah State, 11/24/07
- FTA:** 8 vs. Florida Gulf Coast, 11/18/07
- Assists:** 1, three times, last vs. Louisiana-Monroe, 11/30/07
- Steals:** 3 vs. Florida Gulf Coast, 11/18/07
- Blocks:** 1 vs. Northern Iowa, 12/5/07
- Minutes:** 35, twice, last at Iowa State, 12/8/07

Career Statistics

YEAR	G/GS	FG-A	PCT	3-PT	PCT	FT-A	PCT	O-D-RB	AVG	PF-DI	AS	TO	BK	ST	PTS	AVG
Fresh.	13/6	36-54	.667	0-1	.000	14-31	.452	26-36-62	4.8	37-1	3	23	2	7	86	6.6

****11 - - Tony Freeman, Guard, 6-1, 190, Junior, Maywood, IL (St. Joseph's HS)**

- Career-high 28 points (career-best six 3 pt FG's) and five rebounds in a career-high 40 minutes played in win at Michigan
- 19 points, two rebounds, four assists and two steals against Purdue
- 22 points and four steals, along with two rebounds and three assists, in win over Michigan State
- 21 points, three rebounds and three assists at Ohio State
- Eight points, three rebounds and three assists at Wisconsin
- 12 points and nine assists against Indiana
- 15 points, seven rebounds, four assists and three steals in win over Southeastern Louisiana
- Returned to action against Drake, scoring nine points and grabbing two rebounds
- Did not play at Iowa State due to soreness in left foot
- 15 points (5-7 FG's, 3-3 3pt FG's, 2-2 FT's) and three assists in first action of the 2007-08 season at Northern Iowa
- Suffered a fracture to the fifth metatarsal in his left foot against Simpson College and will miss four to six weeks
- Four points in exhibition win over Simpson College before injury
- 18 points and five assists in Blowout
- Earned 2007 Academic Recognition Award



Freeman, Game-by-Game

Opp.	S	FG	3-PT	FT	O-D-RE	PF	TP	A	T	B	S	M
Idaho State					INJ							
N. Colorado					INJ							
FL Gulf Coast					INJ							
MD E. Shore					INJ							
Bradley (n)					INJ							
Utah St. (n)					INJ							
Wake Forest					INJ							
LA-Monroe					INJ							
E. Illinois					INJ							
at Northern IAN		5-7	3-3	2-2	0-1-1	0	15	3	3	0	0	24
at Iowa State					INJ							
Drake	N	3-14	3-7	0-0	1-1-2	2	9	0	2	0	0	22
SE Louisiana	N	3-8	2-5	7-11	2-5-7	2	15	4	1	0	3	34
Indiana	Y	3-14	2-6	4-8	1-0-1	5	12	9	5	0	0	39
at Wisconsin	Y	3-7	1-5	1-3	0-3-3	2	8	3	3	0	0	28
at Ohio State	Y	9-19	3-10	0-0	1-2-3	2	21	3	3	0	0	38
Mich. State	Y	5-12	5-9	7-9	0-2-2	2	22	3	4	0	4	38
Purdue	Y	5-18	3-9	6-7	1-1-2	0	19	4	0	0	2	39
at Michigan	Y	8-14	6-11	6-9	0-5-5	2	28	1	4	0	0	40
at Indiana												
Penn State												
at Purdue												
Ohio State												
Wisconsin												
at Minnesota												
Michigan												
Northwestern												
at Mich. State												
at Penn State												
Illinois												
at Northwestern												
Big Ten Tournament												

Career Bests

Points: 28 at Michigan, 1/19/08
Rebounds: 9 vs. Minnesota, 1/13/07
FGM: 9 at Ohio State, 1/9/08
FGA: 19 at Ohio State, 1/9/08
FTM: 8 vs. Purdue, 2/21/07
FTA: 12 vs. Purdue, 2/21/07
Assists: 11 vs. The Citadel, 11/13/06
Steals: 4 vs. Michigan State, 1/12/08
Blocks: 1 vs. Purdue, 3/9/07
Minutes: 40 at Michigan, 1/19/08

Career Statistics

YEAR	G/GS	FG-A	PCT	3-PT	PCT	FT-A	PCT	O-D-RB	AVG	PF-DI	AS	TO	BK	ST	PTS	AVG
Fresh.	33/4	40-118	.339	21-69	.304	10-16	.625	8-34-42	1.3	42-1	53	55	0	19	111	3.4
Soph.	31/17	76-189	.402	35-99	.354	46-66	.697	14-76-90	2.9	45-0	116	69	1	33	233	7.5
Jun.	9/6	44-113	.389	28-65	.431	33-49	.673	6-20-26	2.9	17-1	30	25	0	9	149	16.6
Career	73/27	160-420	.381	84-233	.361	89-131	.679	28-130-158	2.2	104-2	199	149	1	61	493	6.8

*****53 - - Seth Gorney, Center, 7-0, 245, Senior, Vandalia, OH (Butler HS)**

- Four points, career-high 12 rebounds and two assists in a career-high 36 minutes played in win at Michigan
- 10 points (5-6 FG's), eight rebounds and two steals against Purdue
- Five rebounds at Wisconsin
- Seven points, 10 rebounds and tied a career-high with three assists against Indiana
- Two points and five rebounds in win at Northern Iowa
- Four points and four rebounds vs. Louisiana-Monroe
- Eight points (3-4 FG's, 2-2 FT's) vs. Utah State
- Six points, five rebounds and three assists vs. Bradley
- Four points and six rebounds in win over Maryland Eastern Shore
- Career-high 11 rebounds in win over Florida Gulf Coast
- Eight points and four rebounds in win over Northern Colorado
- Three points and three rebounds in win over Idaho State
- Seven rebounds in exhibition win over Simpson College
- Eight points and three rebounds in Blowout
- Played in all 31 games in 2007, with 17 starts
- Averaged 5.5 points and 3.8 rebounds, shooting .575 from the field



Gorney, Game-by-Game

Opp.	S	FG	3-PT	FT	O-D-RE	PF	TP	A	T	B	S	M
Idaho State	Y	1-3	0-0	1-2	0-3-3	3	3	0	1	0	0	18
N. Colorado	Y	4-7	0-0	0-0	1-3-4	1	8	0	2	0	0	22
FL Gulf Coast	Y	1-4	0-0	0-0	2-9-11	1	2	1	0	0	0	22
MD E. Shore	Y	1-3	0-0	2-2	1-5-6	0	4	0	0	0	1	17
Bradley (n)	Y	3-4	0-0	0-0	1-4-5	2	6	3	2	1	0	29
Utah St. (n)	Y	3-4	0-0	2-2	0-2-2	0	8	0	0	0	0	18
Wake Forest	Y	0-0	0-0	0-0	0-0-0	0	0	0	1	0	0	10
LA-Monroe	N	1-3	0-0	2-3	3-1-4	2	4	1	0	0	0	13
E. Illinois	N	0-1	0-0	0-0	0-0-0	1	0	0	0	0	0	10
at Northern IAN		1-2	0-1	0-0	0-5-5	2	2	1	1	1	0	20
at Iowa State	N	0-5	0-1	0-0	1-0-1	1	0	0	0	1	0	13
Drake	Y	1-3	0-0	0-0	0-2-2	1	2	1	2	0	0	13
SE Louisiana	N	0-1	0-0	0-0	0-1-1	0	0	0	0	0	0	11
Indiana	Y	2-6	0-0	3-4	3-7-10	4	7	3	1	1	0	30
at Wisconsin	Y	0-3	0-0	0-0	1-4-5	3	0	1	1	1	1	26
at Ohio State	Y	0-1	0-0	1-2	1-2-3	2	1	1	0	0	0	23
Mich. State	Y	0-2	0-0	0-0	0-6-6	2	0	1	0	2	1	31
Purdue	Y	5-6	0-0	0-0	3-5-8	2	10	2	3	0	0	30
at Michigan	Y	2-5	0-0	0-0	4-8-12	1	4	2	2	0	1	36
at Indiana												
Penn State												
at Purdue												
Ohio State												
Wisconsin												
at Minnesota												
Michigan												
Northwestern												
at Mich. State												
at Penn State												
Illinois												
at Northwestern												
Big Ten Tournament												

Career Bests


- Points:** 12 at Indiana, 1/16/07
Rebounds: 12 at Michigan, 1/19/08
FGM: 5, four times, last vs. Purdue, 1/16/08
FGA: 13 vs. Northern Iowa, 12/5/06
FTM: 3 vs. Indiana, 1/2/08
FTA: 4 vs. Indiana, 1/2/08
Assists: 3, twice, last vs. Indiana, 1/2/08
Steals: 3 vs. The Citadel, 11/13/06
Blocks: 2 at Michigan, 1/31/07
Minutes: 36 at Michigan, 1/19/08

Career Statistics

YEAR	G/GS	FG-A	PCT	3-PT	PCT	FT-A	PCT	O-D-RB	AVG	PF-DI	AS	TO	BK	ST	PTS	AVG
Fresh.	21/0	5-7	.714	0-0	.000	4-7	.571	8-14-22	1.0	15-0	3	5	1	5	14	0.7
Soph.	22/0	13-21	.619	0-0	.000	1-2	.500	5-17-22	1.0	13-0	3	5	2	1	27	1.2
Jun.	31/17	77-134	.575	0-2	.000	16-22	.727	43-75-118	3.8	72-0	15	22	7	14	170	5.5
Sen.	19/14	25-63	.397	0-2	.000	11-15	.733	21-67-88	4.6	28-0	17	16	7	4	61	3.2
Career	93/31	120-225	.533	0-4	.000	32-46	.696	77-173-250	2.7	128-0	38	48	17	24	272	2.9

**24 - - Justin Johnson, Guard, 6-6, 190, Senior, Tyler, TX (Tyler CC)*

- Seven points, eight rebounds and three assists against Purdue
- Six rebounds and two assists in win over Michigan State
- Nine points, seven rebounds and two assists at Ohio State
- 13 points (3-5 3 PT FG's) and four rebounds at Wisconsin
- Career-high 29 points (10-15 FG's, 8-13 3 PT FG's), six rebounds, three assists and tied a career-high with three blocks against Indiana
- Eight treys vs. Indiana ranks as second best single-game total at Iowa
- 10 points, four rebounds, four assists and two steals in win over Southeastern Louisiana
- Eight points, four rebounds and three assists against Drake
- Nine points and five rebounds at Iowa State
- 13 points and four rebounds in win at Northern Iowa
- Named to Hawkeye Challenge all-tournament team
- 25 points (7-10 3pt FG's) in win over Eastern Illinois
- First career double-double with 26 points and 10 rebounds vs. Louisiana-Monroe
- Eight points, seven rebounds and two assists vs. Wake Forest
- Named to all-tournament team at South Padre Island Inv.
- 14 points and two steals vs. Utah State
- 16 points and five rebounds vs. Bradley
- 19 points and three rebounds in win over MD Eastern Shore
- 19 points, seven rebounds and three assists vs. Fla. Gulf Coast
- Career-high 21 points in win over Idaho State, along with four rebounds and two blocked shots



Johnson, Game-by-Game

Opp.	S	FG	3-PT	FT	O-D-RE	PF	TP	A	T	B	S	M
Idaho State	Y	7-14	7-12	0-0	0-4-4	2	21	1	3	2	1	35
N. Colorado	Y	1-5	1-3	0-0	0-3-3	0	3	4	3	1	0	34
FL Gulf Coast	Y	7-17	2-9	3-5	3-4-7	1	19	3	4	1	3	36
MD E. Shore	Y	5-13	4-12	5-7	1-2-3	3	19	1	1	2	1	36
Bradley (n)	Y	6-12	4-9	0-1	1-4-5	0	16	1	2	0	1	37
Utah St. (n)	Y	5-16	2-11	2-2	0-1-1	1	14	1	0	0	2	34
Wake Forest	Y	3-15	0-5	2-3	3-4-7	4	8	2	3	0	0	32
LA-Monroe	Y	8-18	6-15	4-7	2-8-10	1	26	1	3	0	0	42
E. Illinois	Y	9-13	7-10	0-0	1-4-5	1	25	1	1	0	1	35
at Northern IA	Y	5-10	3-5	0-0	2-2-4	1	13	2	5	0	1	38
at Iowa State	Y	3-15	3-12	0-0	1-4-5	3	9	0	3	0	0	34
Drake	Y	3-9	2-8	0-0	1-3-4	3	8	3	3	2	0	36
SE Louisiana	Y	3-10	2-7	2-2	1-3-4	4	10	4	1	1	2	35
Indiana	Y	10-15	8-13	1-1	1-5-6	2	29	3	2	3	1	37
at Wisconsin	Y	4-8	3-5	2-2	1-3-4	5	13	0	1	0	0	31
at Ohio State	Y	3-13	3-13	0-0	0-7-7	0	9	2	4	1	0	38
Mich. State	Y	1-11	0-7	0-0	2-4-6	2	2	2	0	1	0	34
Purdue	Y	2-8	1-4	2-2	2-7-9	2	7	3	1	0	0	39
at Michigan	Y	1-6	1-5	0-0	0-1-1	1	3	2	1	0	0	23
at Indiana												
Penn State												
at Purdue												
Ohio State												
Wisconsin												
at Minnesota												
Michigan												
Northwestern												
at Mich. State												
at Penn State												
Illinois												
at Northwestern												
Big Ten Tournament												

Career Bests


Points:	29 vs. Indiana, 1/2/08
Rebounds:	10 vs. Louisiana-Monroe, 11/30/07
FGM:	10 vs. Indiana, 1/2/08
FGA:	18 vs. Louisiana-Monroe, 11/30/07
FTM:	6 vs. Texas Southern, 12/23/06
FTA:	7, twice, last vs. Louisiana-Monroe, 11/30/07
Assists:	4, five times, last vs. SE Louisiana, 12/29/07
Steals:	3 vs. Florida Gulf Coast, 11/18/07
Blocks:	3, twice, last vs. Indiana, 1/2/08
Minutes:	42 vs. Louisiana-Monroe, 11/30/07

Career Statistics

YEAR	G/GS	FG-A	PCT	3-PT	PCT	FT-A	PCT	O-D-RB	AVG	PF-DI	AS	TO	BK	ST	PTS	AVG
Jun.	31/7	54-140	.386	45-99	.455	15-21	.714	17-53-70	2.3	35-0	33	31	13	11	168	5.4
Sen.	19/19	86-228	.377	59-165	.358	23-32	.719	22-73-95	5.0	36-1	36	41	14	13	254	13.4
Career	50/26	140-368	.380	104-264	.394	38-53	.717	39-126-165	3.3	71-1	69	72	27	24	422	8.4

32 -- Jake Kelly, Guard, 6-6, 180, Freshman, Carmel, IN (Carmel HS)

- Six points at Michigan
- 12 points (5-5 FT's) and two assists against Purdue
- Four rebounds in win over Michigan State
- Three points and three assists at Wisconsin
- Played five minutes against Indiana before suffering sprained ankle
- Six points, three assists and two steals in win over Southeastern Louisiana
- Eight points against Drake
- 13 points (4-4 FT's), tied a career-high with five rebounds and five assists at Iowa State
- Career-high 19 points (4-4 FT's) along with three rebounds and two steals in win at Northern Iowa
- Three points, two rebounds and four assists in win over Eastern Illinois
- Career-high six assists vs. Louisiana-Monroe
- Nine points, two points and two assists vs. Wake Forest
- Eight points, three rebounds and two assists vs. Utah State
- 11 points, four rebounds and three assists vs. Bradley
- Eight points, five rebounds, three assists, three steals and two blocks in win over Maryland Eastern Shore
- 10 points in exhibition win over Simpson College
- Seven assists, six rebounds and four points in Blowout
- Averaged 13.7 points and 2.9 rebounds in 21 games as a senior, helping team post 14-7 overall record



Kelly, Game-by-Game

Opp.	S	FG	3-PT	FT	O-D-RE	PF	TP	A	T	B	S	M
Idaho State	N	2-4	0-1	0-1	0-4-4	2	4	1	1	0	0	15
N. Colorado	N	1-6	0-1	1-2	0-0-0	1	3	0	1	0	2	23
FL Gulf Coast	N	1-2	1-1	0-0	0-2-2	1	3	1	1	0	0	18
MD E. Shore	N	2-6	1-1	3-4	2-3-5	3	8	3	4	2	3	20
Bradley (n)	N	4-7	2-3	1-2	1-3-4	1	11	3	1	0	2	22
Utah St. (n)	N	2-4	1-2	3-3	1-2-3	4	8	2	3	0	0	34
Wake Forest	N	4-8	1-4	0-0	0-2-2	5	9	2	1	0	0	27
LA-Monroe	Y	1-4	0-0	0-0	1-1-2	5	2	6	4	0	1	32
E. Illinois	Y	1-9	1-4	0-0	0-2-2	1	3	4	3	0	0	27
at Northern IA	Y	6-13	3-5	4-4	1-2-3	2	19	1	1	0	2	38
at Iowa State	Y	4-9	1-2	4-4	0-5-5	4	13	5	3	0	0	35
Drake	Y	3-6	2-2	0-0	1-0-1	4	8	1	0	1	0	29
SE Louisiana	Y	1-7	0-1	4-6	0-1-1	2	6	3	1	0	2	37
Indiana	Y	0-0	0-0	0-0	0-1-1	0	0	0	0	0	0	5
at Wisconsin	Y	1-3	1-1	0-0	0-1-1	5	3	3	0	0	0	27
at Ohio State	Y	0-6	0-3	0-0	0-1-1	3	0	0	3	1	0	25
Mich. State	Y	0-5	0-3	1-2	1-3-4	0	1	0	2	0	0	34
Purdue	Y	3-6	1-2	5-5	0-1-1	2	12	2	6	1	1	31
at Michigan	Y	2-6	0-2	2-2	0-0-0	2	6	1	1	1	0	29
at Indiana												
Penn State												
at Purdue												
Ohio State												
Wisconsin												
at Minnesota												
Michigan												
Northwestern												
at Mich. State												
at Penn State												
Illinois												
at Northwestern												
Big Ten Tournament												

Career Bests

- Points:** 19 vs. Northern Iowa, 12/5/07
- Rebounds:** 5, twice, last at Iowa State, 12/8/07
- FGM:** 6 vs. Northern Iowa, 12/5/07
- FGA:** 13 vs. Northern Iowa, 12/5/07
- FTM:** 4, twice, last at Iowa State, 12/8/07
- FTA:** 4, twice, last at Iowa State, 12/8/07
- Assists:** 6 vs. Louisiana-Monroe, 11/30/07
- Steals:** 3 vs. Maryland Eastern Shore, 11/20/07
- Blocks:** 2 vs. Maryland Eastern Shore, 11/20/07
- Minutes:** 38 vs. Northern Iowa, 12/5/07

Career Statistics

YEAR	G/GS	FG-A	PCT	3-PT	PCT	FT-A	PCT	O-D-RB	AVG	PF-DI	AS	TO	BK	ST	PTS	AVG
Fresh.	19/12	38-111	.342	15-38	.395	28-35	.800	8-34-42	2.2	47-3	38	36	6	13	119	6.3

***52 - - Kurt Looby, Forward/Center, 6-10, 210, Senior, St. John's, Antigua (Tyler, TX CC)**

- Tied a career-high with five blocks against Purdue while also grabbing six rebounds
- Nine points and eight rebounds in win over Michigan State
- Seven points, four rebounds and two blocks at Ohio State
- Nine points, four rebounds and two blocks against Indiana
- Two points, seven rebounds, career-high three assists and two steals against Drake
- Seven rebounds in win at Northern Iowa
- Six points (3-3 FG's), eight rebounds and two steals in win over Eastern Illinois
- Nine points (4-4 FG's) and 12 rebounds (six offensive) vs. Louisiana-Monroe
- 10 rebounds and three blocks vs. Wake Forest
- 10 points, eight rebounds and two blocks vs. Utah State
- 12 points and eight rebounds vs. Bradley
- Seven points, five rebounds and tied a career-high with five blocks in win over Maryland Eastern Shore
- Eight points and five rebounds in win over Florida Gulf Coast
- Eight points and five rebounds in win over Florida Gulf Coast
- Four points, seven rebounds, four blocks and career-high four steals in win over Northern Colorado
- 10 rebounds, six points and two blocked shots in win over Idaho State
- 12 points, nine rebounds and two blocks shots in Blowout
- Ranks eighth in single-season blocked shots with 53 in 2007



Looby, Game-by-Game

Opp.	S	FG	3-PT	FT	O-D-RE	PF	TP	A	T	B	S	M
Idaho State	Y	3-5	0-0	0-1	4-6-10	2	6	0	3	2	0	30
N. Colorado	Y	1-1	0-0	2-2	1-6-7	2	4	2	2	4	4	28
FL Gulf Coast	Y	4-5	0-0	0-0	1-4-5	2	8	0	1	1	0	24
MD E. Shore	Y	3-3	0-0	1-2	0-5-5	0	7	0	2	5	0	24
Bradley (n)	Y	5-8	0-0	2-4	5-3-8	1	12	1	1	1	0	27
Utah St. (n)	Y	5-6	0-0	0-0	3-5-8	2	10	2	0	2	1	33
Wake Forest	Y	0-1	0-0	0-1	2-8-10	1	0	0	3	3	1	16
LA-Monroe	Y	4-4	0-0	1-4	6-6-12	2	9	1	3	0	1	29
E. Illinois	Y	3-3	0-0	0-0	1-7-8	5	6	1	2	1	2	25
at Northern IA	Y	0-1	0-0	0-0	3-4-7	3	0	1	1	0	0	19
at Iowa State	Y	0-1	0-0	0-0	1-3-4	3	0	0	0	0	1	17
Drake	N	1-5	0-0	0-0	1-6-7	2	2	3	0	0	2	24
SE Louisiana	Y	1-2	0-0	0-0	0-1-1	1	2	0	2	2	0	9
Indiana	N	3-4	0-0	3-5	0-4-4	1	9	0	1	2	0	10
at Wisconsin	N	2-3	0-0	0-1	0-2-2	2	4	0	0	1	0	9
at Ohio State	N	3-4	0-0	1-2	4-0-4	0	7	1	0	2	0	22
Mich. State	N	3-5	0-0	3-6	3-5-8	1	9	1	0	0	0	22
Purdue	N	0-0	0-0	0-0	1-5-6	3	0	1	0	5	1	22
at Michigan	N	2-2	0-0	0-0	0-3-3	0	4	0	2	1	0	11
at Indiana												
Penn State												
at Purdue												
Ohio State												
Wisconsin												
at Minnesota												
Michigan												
Northwestern												
at Mich. State												
at Penn State												
Illinois												
at Northwestern												
Big Ten Tournament												

Career Bests


Points: 13, twice, last vs. Villanova, 11/20/06
Rebounds: 14 vs. The Citadel, 11/13/06
FGM: 5, three times, last vs. Utah State, 11/24/07
FGA: 9 vs. Toledo, 11/17/06
FTM: 7 vs. Villanova, 11/20/06
FTA: 8 vs. Villanova, 11/20/06
Assists: 3 vs. Drake, 12/14/07
Steals: 4 vs. Northern Colorado, 11/14/07
Blocks: 5, six times, last vs. Purdue, 1/16/08
Minutes: 33 vs. Utah State, 11/24/07

Career Statistics

YEAR	G/GS	FG-A	PCT	3-PT	PCT	FT-A	PCT	O-D-RB	AVG	PF-DI	AS	TO	BK	ST	PTS	AVG
Jun.	31/19	45-84	.536	0-0	.000	28-48	.583	56-87-143	4.6	98-5	13	19	53	19	118	3.8
Sen.	19/12	43-63	.683	0-0	.000	13-28	.464	38-81-119	6.3	33-1	14	23	33	12	99	5.2
Career	50/31	88-147	.599	0-0	.000	41-76	.539	94-168-262	5.2	131-6	27	42	86	31	217	4.3

2 - - David Palmer, Center, 6-9, 240, Sophomore, Antioch, TN (Oak Hill Academy)

- Two rebounds against Indiana
- Three points in win over Eastern Illinois
- Seven points vs. Wake Forest
- Three points vs. Bradley
- Three rebounds in exhibition win over Simpson College
- Eight rebounds and two assists in Blow-out
- Sat out 2006-07 season as a redshirt after transferring from Seton Hall
- Six rebounds, two points and two blocked shots in Black and Gold Blowout
- Played his freshman season at Seton Hall, seeing action in 27 games



Palmer, Game-by-Game

Opp.	S	FG	3-PT	FT	O-D-RE	PF	TP	A	T	B	S	M
Idaho State					DNP							
N. Colorado	N	0-0	0-0	0-0	0-0-0	1	0	0	1	0	0	1
FL Gulf Coast					DNP							
MD E. Shore	N	0-0	0-0	0-0	1-0-1	0	0	0	0	0	0	5
Bradley (n)	N	1-3	1-2	0-0	0-0-0	1	3	0	1	0	0	7
Utah St. (n)	N	0-1	0-0	0-0	0-0-0	1	0	0	0	0	0	4
Wake Forest	N	2-3	1-1	2-4	1-0-1	1	7	0	1	0	1	6
LA-Monroe	N	0-0	0-0	0-0	0-0-0	0	0	0	0	0	0	3
E. Illinois	N	1-4	0-1	1-1	0-1-1	0	3	0	0	0	1	6
at Northern IAN		0-0	0-0	0-0	0-0-0	1	0	0	0	0	0	1
at Iowa State	N	0-1	0-1	0-0	0-0-0	2	0	0	1	0	0	1
Drake	N	0-0	0-0	0-0	0-1-1	1	0	0	1	0	0	3
SE Louisiana	N	0-1	0-0	0-0	0-1-1	1	0	0	1	0	0	4
Indiana	N	0-0	0-0	0-0	0-2-2	3	0	0	0	0	0	1
at Wisconsin					DNP							
at Ohio State					DNP							
Mich. State					DNP							
Purdue					DNP							
at Michigan					DNP							
at Indiana												
Penn State												
at Purdue												
Ohio State												
Wisconsin												
at Minnesota												
Michigan												
Northwestern												
at Mich. State												
at Penn State												
Illinois												
at Northwestern												
Big Ten Tournament												

Career Bests

Points: 11 vs. Morgan State, 12/29/05
Rebounds: 7 vs. Morgan State, 12/29/05
FGM: 5 vs. Morgan State, 12/29/05
FGA: 10 vs. Monmouth, 12/8/05
FTM: 2, three times, last vs. Wake Forest, 11/26/07
FTA: 4, twice, last vs. Wake Forest, 11/26/07
Assists: 1, three times, last vs. South Florida, 2/8/06
Steals: 1, seven times, last vs. Eastern Illinois, 12/1/07
Blocks: 1, three times, last vs. South Florida, 1/20/06
Minutes: 21 vs. Monmouth, 12/8/05

Career Statistics

YEAR	G/GS	FG-A	PCT	3-PT	PCT	FT-A	PCT	O-D-RB	AVG	PF-DI	AS	TO	BK	ST	PTS	AVG
*Fresh.	27/0	35-77	.455	0-1	.000	10-17	.588	25-28-53	2.0	52-0	3	10	5	5	80	3.0
Soph.	12/0	4-13	.308	2-5	.400	3-5	.600	2-5-7	0.6	12-0	0	6	0	2	13	1.1
Career	39/0	39-90	.433	2-6	.333	13-22	.591	27-33-60	1.5	64-0	3	16	5	7	93	2.4

* - 2005-06 at Seton Hall

30 - - Jeff Peterson, Guard, 6-0, 185, Freshman, Hyattsville, MD (DeMatha Catholic HS)

- Matched career-high with nine assists in win at Michigan
- Four points and two assists against Purdue
- Eight points, two rebounds and two assists at Wisconsin
- Six points, two rebounds and four assists against Indiana
- Seven points, tied a career-high with five rebounds and five assists against Drake
- Four points and tied career-highs with five rebounds and two steals at Iowa State
- Did not play at Northern Iowa due to death in the family
- Nine points, career-high five rebounds and three assists vs. Louisiana-Monroe
- Five points, three rebounds and seven assists vs. Wake Forest
- Four points and five assists vs. Utah State
- Nine points and four assists in win over Florida Gulf Coast
- Career-high 20 points, two rebounds, two assists and two steals in win over Northern Colorado
- 12 points, nine assists, four rebounds and two steals in in over Idaho State in first college game
- 11 points, four rebounds and four assists in Blowout
- Averaged 13.9 points, 7.7 assists, 3.4 rebounds and 1.8 steals per game as a senior, shooting 43% from three-point range and 79% from the free throw line



Peterson, Game-by-Game

Opp.	S	FG	3-PT	FT	O-D-RE	PF	TP	A	T	B	S	M
Idaho State	Y	3-9	2-3	4-4	0-4-4	0	12	9	0	0	2	38
N. Colorado	Y	7-10	1-2	5-9	0-2-2	3	20	2	6	0	2	36
FL Gulf Coast	Y	7-17	2-9	3-5	3-4-7	1	19	3	4	1	3	36
MD E. Shore	Y	0-3	0-0	2-2	0-1-1	5	2	1	2	0	0	23
Bradley (n)	Y	2-10	1-5	0-0	0-0-0	2	5	3	4	0	0	40
Utah St. (n)	Y	1-6	0-2	2-2	1-0-1	5	4	5	3	0	0	26
Wake Forest	Y	2-9	0-4	1-7	0-3-3	3	5	7	7	0	1	40
LA-Monroe	Y	2-6	2-3	3-4	1-4-5	3	9	3	8	0	1	38
E. Illinois	Y	1-6	0-3	0-0	0-2-2	0	2	2	3	0	1	36
at Northern IA					DNP							
at Iowa State	N	2-10	0-1	0-0	1-4-5	2	4	2	3	0	2	32
Drake	Y	3-6	1-3	0-0	1-4-5	4	7	5	3	0	1	31
SE Louisiana	Y	0-2	0-1	0-0	0-1-1	1	0	0	2	0	1	12
Indiana	N	2-9	0-2	2-2	0-2-2	3	6	4	2	0	1	33
at Wisconsin	N	3-7	0-3	2-3	0-2-2	4	8	2	5	0	1	25
at Ohio State	N	0-3	0-2	0-0	1-1-2	1	0	0	2	0	1	8
Mich. State	N	0-2	0-2	0-0	0-1-1	1	0	2	2	0	0	12
Purdue	N	2-5	0-1	0-0	0-1-1	0	4	2	2	0	0	11
at Michigan	N	0-4	0-1	2-2	1-2-3	1	2	9	2	0	1	28
at Indiana												
Penn State												
at Purdue												
Ohio State												
Wisconsin												
at Minnesota												
Michigan												
Northwestern												
at Mich. State												
at Penn State												
Illinois												
at Northwestern												
Big Ten Tournament												

Career Bests


- Points:** 20 vs. Northern Colorado, 11/14/07
Rebounds: 5, three times, last vs. Drake, 12/14/07
FGM: 7 vs. Northern Colorado, 11/14/07
FGA: 10, twice, last vs. Bradley, 11/23/07
FTM: 4 vs. Northern Colorado, 11/14/07
FTA: 9 vs. Northern Colorado, 11/14/07
Assists: 9, twice, last at Michigan, 1/19/08
Steals: 2, three times, last at Iowa State, 12/8/07
Blocks:
Minutes: 40, twice, last vs. Wake Forest, 11/26/07

Career Statistics

YEAR	G/GS	FG-A	PCT	3-PT	PCT	FT-A	PCT	O-D-RB	AVG	PF-DI	AS	TO	BK	ST	PTS	AVG
Fresh.	18/11	33-111	.297	7-39	.179	26-39	.667	6-34-40	2.2	41-2	62	62	0	16	99	5.5

**44 - - Cyrus Tate, Forward, 6-8, 240, Junior, Chicago, IL (Northeast, NE CC)*

- Career-bests with 21 points (8-10 FG's) and 11 rebounds in win at Michigan
- 10 points and five rebounds against Purdue
- Nine points, seven rebounds and two steals in win over Michigan State
- 10 points (4-5 FG's, 2-3 FT's) and six rebounds at Ohio State
- Eight points and eight rebounds at Wisconsin
- Eight points (3-3 FG's) and seven rebounds against Indiana
- 10 points (3-3 FGs) and six rebounds in win over Southeastern Louisiana
- Eight points and four rebounds in win at Northern Iowa
- Did not play vs. Utah State due to injury
- Played just five minutes vs. Bradley due to injury
- Nine points, two rebounds and two assists in win over Maryland Eastern Shore
- Seven points, three rebounds and two steals in win over Northern Colorado
- Five points, eight rebounds and two steals in win over Idaho State
- Four points, six rebounds and three blocks in exhibition win over Simpson College
- Played in all 31 games in 2007, with 22 starts, averaging 4.2 points and 4.4 rebounds per game



Tate, Game-by-Game

Opp.	S	FG	3-PT	FT	O-D-RE	PF	TP	A	T	B	S	M
Idaho State	N	2-2	0-0	1-1	1-7-8	2	5	0	2	0	2	18
N. Colorado	N	2-3	0-0	3-4	1-2-3	3	7	0	3	0	2	18
FL Gulf Coast	N	3-5	0-0	0-1	0-2-2	3	6	1	4	0	0	17
MD E. Shore	N	2-3	0-0	5-6	0-2-2	4	9	2	3	1	0	13
Bradley (n)	N	0-2	0-0	0-0	1-0-1	1	0	0	2	0	0	5
Utah St. (n)					INJ							
Wake Forest	N	1-3	0-0	0-0	0-2-2	1	2	0	1	0	0	15
LA-Monroe	N	1-3	0-0	2-3	0-0-0	0	4	0	1	0	0	8
E. Illinois	N	0-0	0-0	0-0	0-1-1	2	0	1	3	1	0	9
at Northern IAN	N	3-5	0-0	2-3	2-2-4	5	8	0	2	0	0	20
at Iowa State	N	0-0	0-0	0-0	0-0-0	1	0	0	1	0	0	8
Drake	N	0-0	0-0	0-0	0-0-0	0	0	0	1	0	0	4
SE Louisiana	N	3-3	0-0	4-7	1-5-6	5	10	0	3	0	0	14
Indiana	Y	3-3	0-0	2-5	4-3-7	2	8	0	1	0	0	20
at Wisconsin	Y	3-8	0-0	2-6	3-5-8	4	8	1	1	2	0	33
at Ohio State	Y	4-5	0-0	2-3	2-4-6	4	10	0	1	0	0	26
Mich. State	Y	2-3	0-0	5-12	3-4-7	2	9	0	0	0	2	28
Purdue	Y	3-3	0-0	4-8	2-3-5	4	10	0	2	0	1	28
at Michigan	Y	8-10	0-0	5-11	4-7-11	2	21	0	2	0	0	33
at Indiana												
Penn State												
at Purdue												
Ohio State												
Wisconsin												
at Minnesota												
Michigan												
Northwestern												
at Mich. State												
at Penn State												
Illinois												
at Northwestern												
Big Ten Tournament												

Career Bests

- Points:** 21 at Michigan, 1/19/08
Rebounds: 11 at Michigan, 1/19/08
FGM: 8 at Michigan, 1/19/08
FGA: 10 at Michigan, 1/19/08
FTM: 5, five times, last at Michigan, 1/19/08
FTA: 12 vs. Michigan State, 1/12/08
Assists: 2, four times, last vs. Maryland Eastern Shore, 11/20/07
Steals: 3 vs. Purdue, 2/21/07
Blocks: 1, nine times, last vs. Eastern Illinois, 12/1/07
Minutes: 35 vs. Wisconsin, 1/28/07

Career Statistics

YEAR	G/GS	FG-A	PCT	3-PT	PCT	FT-A	PCT	O-D-RB	AVG	PF-DI	AS	TO	BK	ST	PTS	AVG
Soph.	31/22	48-104	.462	0-0	.000	35-53	.660	47-88-135	4.4	93-4	13	42	8	17	131	4.2
Jun.	18/6	40-61	.656	0-0	.000	37-70	.529	24-49-73	4.1	45-2	5	33	4	7	117	6.5
Career	49/28	88-165	.533	0-0	.000	72-123	.585	71-137-208	4.2	138-6	18	75	12	24	248	5.1

Iowa Hawkeyes
Iowa Hawkeyes Combined Team Statistics (as of Jan 19, 2008)
All games

RECORD :	OVERALL :	HOME	AWAY	NEUTRAL
ALL GAMES	(9-10)	(7-5)	(2-3)	(0-2)
CONFERENCE	(2-4)	(1-2)	(1-2)	(0-0)
NON-CONFERENCE	(7-6)	(6-3)	(1-1)	(0-2)

## Player	GP-GS	Min--Avg	---TOTAL---		---3-PTS---		FT-FTA		---REBOUNDS---				PF	FO	A	TO	Blk	Stl	Pts	Avg
			FG-FGA	Pct	3FG-FGA	Pct	Pct	Off	Def	Tot	Avg									
11 Freeman, Tony.....	9-6	302 33.6	44-113	.389	28-65	.431	33-49	.673	6	20	26	2.9	17	1	30	25	0	9	149	16.6
24 Johnson, Justin....	19-19	666 35.1	86-228	.377	59-165	.358	23-32	.719	22	73	95	5.0	36	1	36	41	14	13	254	13.4
50 Cole, Jarryd.....	13-6	302 23.2	36-54	.667	0-1	.000	14-31	.452	26	36	62	4.8	37	1	3	23	2	7	86	6.6
44 Tate, Cyrus.....	18-6	317 17.6	40-61	.656	0-0	.000	37-70	.529	24	49	73	4.1	45	2	5	33	4	7	117	6.5
32 Kelly, Jake.....	19-12	508 26.7	38-111	.342	15-38	.395	28-35	.800	8	34	42	2.2	47	3	38	36	6	13	119	6.3
30 Peterson, Jeff.....	18-11	502 27.9	33-111	.297	7-39	.179	26-39	.667	6	34	40	2.2	41	2	62	62	0	16	99	5.5
52 Looby, Kurt.....	19-12	401 21.1	43-63	.683	0-0	.000	13-28	.464	38	81	119	6.3	33	1	14	23	33	12	99	5.2
15 Bohall, Dan.....	11-7	188 17.1	12-37	.324	4-23	.174	16-20	.800	3	15	18	1.6	20	0	26	18	0	2	44	4.0
04 Angle, J.R.....	15-2	204 13.6	19-49	.388	14-39	.359	5-10	.500	5	22	27	1.8	19	0	11	11	1	4	57	3.8
53 Gorney, Seth.....	19-14	392 20.6	25-63	.397	0-2	.000	11-15	.733	21	67	88	4.6	28	0	17	16	7	4	61	3.2
02 Palmer, David.....	12-0	43 3.6	4-13	.308	2-5	.400	3-5	.600	2	5	7	0.6	12	0	0	6	0	2	13	1.1
TEAM.....									24	36	60	3.2	0		9					
Total.....	19	3825	380-903	.421	129-377	.342	209-334	.626	185	472	657	34.6	335	11	242	303	67	89	1098	57.8
Opponents.....	19	3825	388-980	.396	119-359	.331	209-317	.659	188	410	598	31.5	337	9	237	236	44	151	1104	58.1

TEAM STATISTICS	IOWA	OPP	DATE	OPPONENT	W/L	SCORE	ATTEND
SCORING.....	1098	1104	11/09/07	IDAHO STATE	W	58-43	10201
Points per game.....	57.8	58.1	11/14/07	NORTHERN COLORADO	W	59-47	8483
Scoring margin.....	-0.3	-	11/18/07	FLORIDA GULF COAST	W	62-49	9183
FIELD GOALS-ATT.....	380-903	388-980	11/20/07	MD EASTERN SHORE	W	65-48	8583
Field goal pct.....	.421	.396	11/23/07	vs Bradley	L	56-67	850
3 POINT FG-ATT.....	129-377	119-359	11/24/07	vs Utah State	L	62-75	900
3-point FG pct.....	.342	.331	11/26/07	WAKE FOREST	L	47-56	9120
3-pt FG made per game..	6.8	6.3	11/30/07	LOUISIANA-MONROE	LOT	67-72	9158
FREE THROWS-ATT.....	209-334	209-317	12/01/07	EASTERN ILLINOIS	W	57-45	9107
Free throw pct.....	.626	.659	12/05/07	at Northern Iowa	W	62-55	7043
REBOUNDS.....	657	598	12/08/07	at Iowa State	L	47-56	14376
Rebounds per game.....	34.6	31.5	12/14/07	DRAKE	L	51-56	9863
Rebounding margin.....	+3.1	-	12/29/07	SE LOUISIANA	W	57-50	10806
ASSISTS.....	242	237	01/02/08	INDIANA	L	76-79	9890
Assists per game.....	12.7	12.5	01/05/08	at Wisconsin	L	51-64	17190
TURNOVERS.....	303	236	01/09/08	at Ohio State	L	48-79	18473
Turnovers per game.....	15.9	12.4	01/12/08	MICHIGAN STATE	W	43-36	13044
Turnover margin.....	-3.5	-	01/16/08	PURDUE	L	62-67	9701
Assist/turnover ratio..	0.8	1.0	01/19/08	at Michigan	W	68-60	11638
STEALS.....	89	151					
Steals per game.....	4.7	7.9		# - - South Padre Island Invitational (Iowa City, IA)			
BLOCKS.....	67	44		@ - - South Padre Island Invitational (South Padre Island, TX)			
Blocks per game.....	3.5	2.3		+ - - Hawkeye Challenge, Iowa City, IA			
WINNING STREAK.....	1	-		* - - Big Ten Conference Game			
Home win streak.....	0	-					
ATTENDANCE.....	117139	70470					
Home games-Avg/Game....	12-9762	5-13744					
Neutral site-Avg/Game..	-	2-875					

SCORE BY PERIODS:	1st	2nd	OT	Total
Iowa Hawkeyes.....	486	600	12	- 1098
Opponents.....	525	562	17	- 1104

Iowa Hawkeyes
Iowa Hawkeyes Combined Team Statistics (as of Jan 19, 2008)
Conference games

RECORD :	OVERALL	HOME	AWAY	NEUTRAL
ALL GAMES	(2-4)	(1-2)	(1-2)	(0-0)
CONFERENCE	(2-4)	(1-2)	(1-2)	(0-0)
NON-CONFERENCE	(0-0)	(0-0)	(0-0)	(0-0)

## Player	GP-GS	Min--Avg	---TOTAL---		---3-PTS---		FT-FTA	Pct	---REBOUNDS---				PF	FO	A	TO	Blk	Stl	Pts	Avg
			FG-FGA	Pct	3FG-FGA	Pct			Off	Def	Tot	Avg								
11 Freeman, Tony.....	6-6	222 37.0	33-84	.393	20-50	.400	24-36	.667	3	13	16	2.7	13	1	23	19	0	6	110	18.3
44 Tate, Cyrus.....	6-6	168 28.0	23-32	.719	0-0	.000	20-45	.444	18	26	44	7.3	18	0	1	7	2	3	66	11.0
24 Johnson, Justin....	6-6	202 33.7	21-61	.344	16-47	.340	5-5	1.000	6	27	33	5.5	12	1	12	9	5	1	63	10.5
52 Looby, Kurt.....	6-0	96 16.0	13-18	.722	0-0	.000	7-14	.500	8	19	27	4.5	7	0	3	3	11	1	33	5.5
53 Gorney, Seth.....	6-6	176 29.3	9-23	.391	0-0	.000	4-6	.667	12	32	44	7.3	14	0	10	7	4	3	22	3.7
32 Kelly, Jake.....	6-6	151 25.2	6-26	.231	2-11	.182	8-9	.889	1	7	8	1.3	12	1	6	12	3	1	22	3.7
30 Peterson, Jeff.....	6-0	117 19.5	7-30	.233	0-11	.000	6-7	.857	2	9	11	1.8	10	0	19	15	0	4	20	3.3
04 Angle, J.R.....	4-0	57 14.3	5-17	.294	2-13	.154	0-0	.000	0	5	5	1.3	5	0	4	3	0	0	12	3.0
15 Bohall, Dan.....	2-0	10 5.0	0-1	.000	0-1	.000	0-0	.000	0	0	0	0.0	1	0	2	0	0	0	0	0.0
02 Palmer, David.....	1-0	1 1.0	0-0	.000	0-0	.000	0-0	.000	0	2	2	2.0	3	0	0	0	0	0	0	0.0
TEAM.....									6	9	15	2.5	0		5					

Total.....	6	1200	117-292	.401	40-133	.301	74-122	.607	56	149	205	34.2	95	3	80	80	25	19	348	58.0
Opponents.....	6	1200	139-328	.424	40-112	.357	67-92	.728	58	143	201	33.5	109	2	81	66	16	44	385	64.2

TEAM STATISTICS	IOWA	OPP	DATE	OPPONENT	W/L	SCORE	ATTEND
SCORING.....	348	385	*01/02/08	INDIANA	L	76-79	9890
Points per game.....	58.0	64.2	*01/05/08	at Wisconsin	L	51-64	17190
Scoring margin.....	-6.2	-	*01/09/08	at Ohio State	L	48-79	18473
FIELD GOALS-ATT.....	117-292	139-328	*01/12/08	MICHIGAN STATE	W	43-36	13044
Field goal pct.....	.401	.424	*01/16/08	PURDUE	L	62-67	9701
3 POINT FG-ATT.....	40-133	40-112	*01/19/08	at Michigan	W	68-60	11638
3-point FG pct.....	.301	.357					
3-pt FG made per game..	6.7	6.7					
FREE THROWS-ATT.....	74-122	67-92					
Free throw pct.....	.607	.728					
REBOUNDS.....	205	201					
Rebounds per game.....	34.2	33.5					
Rebounding margin.....	+0.7	-					
ASSISTS.....	80	81					
Assists per game.....	13.3	13.5					
TURNOVERS.....	80	66					
Turnovers per game.....	13.3	11.0					
Turnover margin.....	-2.3	-					
Assist/turnover ratio..	1.0	1.2					
STEALS.....	19	44					
Steals per game.....	3.2	7.3					
BLOCKS.....	25	16					
Blocks per game.....	4.2	2.7					
WINNING STREAK.....	1	-					
Home win streak.....	0	-					
ATTENDANCE.....	32635	47301					
Home games-Avg/Game...	3-10878	3-15767					
Neutral site-Avg/Game..	-	0-0					

SCORE BY PERIODS:	1st	2nd	Total
Iowa Hawkeyes.....	153	195	- 348
Opponents.....	184	201	- 385

- - South Padre Island Invitational (Iowa City, IA)
@ - - South Padre Island Invitational (South Padre Island, TX)
+ - - Hawkeye Challenge, Iowa City, IA
* - - Big Ten Conference Game

January 23, 2008**Game-By-Game Results****Includes 19 Games****Overall: 9-10;****Big Ten: 2-4;****Home: 7-5;****Away: 2-3;****Neutral: 0-2**

Date	Opponent	Result	Attend.	Top Scorer	Top Rebounder
Nov. 9	Idaho State	W, 58-43	10,201	Justin Johnson, 21	Kurt Looby, 10
Nov. 14	Northern Colorado	W, 59-47	8,483	Jeff Peterson, 20	Kurt Looby, 7
% Nov. 18	Florida Gulf Coast	W, 62-49	9,183	Justin Johnson, 19	Seth Gorney, 11
% Nov. 20	Maryland Eastern Shore	W, 65-48	8,583	Justin Johnson, 19	Jarryd Cole, 7
@ Nov. 23	Bradley (n)	L, 56-67	850	Justin Johnson, 16	Kurt Looby, 8
@ Nov. 24	Utah State (n)	L, 62-75	900	Justin Johnson, 14	Kurt Looby, 8
Nov. 26	Wake Forest	L, 47-56	9,120	Jarryd Cole, 14	Kurt Looby, 10
+ Nov. 30	Louisiana-Monroe	L, 67-72	9,158	Justin Johnson, 26	Kurt Looby, 12
+ Dec. 1	Eastern Illinois	W, 57-45	9,107	Justin Johnson, 25	Kurt Looby, 8
Dec. 5	at Northern Iowa	W, 62-55	7,043	Jake Kelly, 19	Kurt Looby, 7
Dec. 8	at Iowa State	L, 47-56	14,376	Jarryd Cole, 15	Jarryd Cole, 9
Dec. 14	Drake	L, 51-56	9,863	Jarryd Cole, 12	Kurt Looby, 7
Dec. 29	Southeastern Louisiana	W, 57-50	10,806	Tony Freeman, 15	Tony Freeman, 7
* Jan. 2	Indiana	L, 76-79	9,890	Justin Johnson, 29	Seth Gorney, 10
* Jan. 5	at Wisconsin	L, 51-64	17,190	Justin Johnson, 13	Cyrus Tate, 8
* Jan. 9	at Ohio State	L, 48-79	18,473	Tony Freeman, 21	Justin Johnson, 7
* Jan. 12	Michigan State	W, 43-36	13,044	Tony Freeman, 22	Kurt Looby, 8
* Jan. 16	Purdue	L, 62-67	9,701	Tony Freeman, 19	Justin Johnson, 9
* Jan. 19	at Michigan	W, 68-60	11,638	Tony Freeman, 28	Seth Gorney, 12
* Jan. 23	at Indiana				
* Jan. 26	Penn State				
* Jan. 30	at Purdue				
* Feb. 2	Ohio State				
* Feb. 6	Wisconsin				
* Feb. 9	at Minnesota				
* Feb. 14	Michigan				
* Feb. 19	Northwestern				
* F. 23-24	at Michigan State				
* Feb. 27	at Penn State				
* Mar. 1-2	Illinois				
* Mar. 4-6	at Northwestern				
M. 13-16	at Big Ten Tournament				

% -- South Padre Island Invitational (Iowa City, IA)

@ -- South Padre Island Invitational (South Padre Island, TX)

+ -- Hawkeye Challenge, Iowa City, IA

* -- Big Ten Conference Game

Attendance Summary	Games	Totals	Average
Home	12	117,139	9,762
Away	5	68,720	13,744
Neutral	2	1,750	875
Totals	19	187,609	9,874

January 23, 2008**Season & Career Bests****Includes 19 Games****Season Bests**

Player	Points	Rebounds	Assists	Blocks	Steals
J.R. Angle	10, SE Louisiana	6, No. Iowa	3, E. Illinois	1, SE Louisiana	3, SE Louisiana
Dan Bohall	14, N. Colorado	6, N. Colorado	6, Idaho St.		2, Florida G. Coast
Jarryd Cole	15, at IA State	9, at IA State	1, three times	1, Utah State	3, Florida G. Coast
Tony Freeman	28, at Michigan	7, SE Louisiana	9, Indiana		4, Mich. State
Seth Gorney	8, N. Colo/Utah St.	12, at Michigan	3, Bradley	2, Mich. State	1, three times
Justin Johnson	29, Indiana	10, LA-Monroe	4, N. Colo/SE LA	3, Indiana	3, Florida G. Coast
Jake Kelly	19, No. Iowa	5, MD Eastern Shore	6, LA-Monroe	2, MD E. Sh./Drake	3, MD E.Shore
Kurt Looby	12, Bradley	12, LA-Monroe	3, Drake	5, M.E.S./Purdue	4, N. Colorado
David Palmer	7, Wake Forest	2, Indiana			1, Wake Forest/E. Ill
Jeff Peterson	20, N. Colorado	5, ULM/at IA State	9, Idaho St./at Mich.		2, three times
Cyrus Tate	21, at Michigan	11, at Michigan	2, MD Eastern Shore	1, UMES/E. Ill	2, three times

Career Bests

Player	Points	Rebounds	Assists
J.R. Angle	10, SE Louisiana	6, at Northern Iowa	3, E. Illinois
Dan Bohall	14, N. Colorado	6, N. Colorado/ Wake Forest	6, Idaho State
Jarryd Cole	15, at Iowa State	9, at Iowa State	1, N.Colorado & Utah State
Tony Freeman	28, at Michigan	9, Minnesota, '07	11 vs. Citadel, '07
Seth Gorney	12, at Indiana, '07	12, at Michigan	3 vs. Alabama, '07; Bradley
Justin Johnson	29, Indiana	10, LA-Monroe	4, four times, last vs. SE LA
Jake Kelly	19, at Northern Iowa	6, LA-Monroe	3, MD Eastern Shore
Kurt Looby	13, Toledo/Villanova, '07	14 vs. Citadel, '07	3, four times, '07
David Palmer	7, Wake Forest	2, Indiana	
Jeff Peterson	20, N. Colorado	5, LA-Monroe/at Iowa State	9, Idaho State/at Michigan
Cyrus Tate	21, at Michigan	11, at Michigan	2 at VA Tech, '07, MD E.Shore

NOTE: Career bests occurred in 2007-08 unless otherwise noted.

January 23, 2008

Individual Points/Rebounds

Includes 19 Games

	A N G L E	B O H A L L	C O L E	F R E E M A N	G O R E N E Y	J O H N S O N	K E L L Y	L O O B Y	P A L M E R	P E T E R S O N	T A T E
Idaho State	DNP	5#6	2-1	INJ	3#3	21#4	4-4	6#10	DNP	12#9	5-8
Northern Colorado	0-0	14#6	0-1	INJ	8#4	3#3	3-0	4#7	0-0	20#2	7-3
% Florida Gulf Coast	DNP	8#4	7-4	INJ	2#11	19#7	3-2	8#5	DNP	9#0	6-2
% MD Eastern Shore	0-0	10#2	6-7	INJ	4#6	19#3	8-5	7#5	0-1	2#1	9-2
@Bradley (n)	3-3	0#1	0-2	INJ	6#5	16#5	11-4	12#8	3-0	5#0	0-1
@ Utah State (n)	6-1	2#2	10-6	INJ	8#2	14#1	8-3	10#8	0-0	4#1	INJ
Wake Forest	2-3	0#0	14-7	INJ	0#0	8#7	9-2	0#10	7-1	5#3	2-2
+ Louisiana-Monroe	4-1	5-0	4#7	INJ	4-4	26#10	2#2	9#12	0-0	9#5	4-0
+ Eastern Illinois	8-4	0-0	10#4	INJ	0-0	25#5	3#2	6#8	3-1	2#2	0-1
at Northern Iowa	3#6	DNP	2#5	15-1	2-5	13#4	19#3	0#7	0-0	DNP	8-4
at Iowa State	6#4	DNP	15#9	INJ	0-1	9#5	13#5	0#4	0-0	4-5	0-0
Drake	3-0	DNP	12#5	9-2	2#2	8#4	8#1	2-7	0-1	7#5	0-0
Southeastern Louisiana	10-0	DNP	4#4	15-7	0-1	10#4	6#1	2#1	0-1	0#1	10-6
* Indiana	5-2	DNP	INJ	12#1	7#10	29#6	0#1	9-4	0-2	6-2	8#7
* at Wisconsin	7-3	DNP	INJ	8#3	0#5	13#4	3#1	4-2	DNP	8-2	8#8
* at Ohio State	0-0	0-0	INJ	21#3	1#3	9#7	0#1	7-4	DNP	0-2	10#6
* Michigan State	DNP	0-0	INJ	22#2	0#6	2#6	1#4	9#8	DNP	0-1	9#7
* Purdue	0-0	DNP	INJ	19#2	10#8	7#9	12#1	0-6	DNP	4-1	10#5
* at Michigan	DNP	DNP	INJ	28#5	4#12	3#1	6#0	4-3	DNP	2-3	21#11
* at Indiana											
* Penn State											
* at Purdue											
* Ohio State											
* Wisconsin											
* at Minnesota											
* Michigan											
* Northwestern											
* at Michigan State											
* at Penn State											
* Illinois											
* at Northwestern											
Big Ten Tournament											

% -- South Padre Island Invitational (Iowa City, IA)

@ -- South Padre Island Invitational (South Padre Island, TX)

+ -- Hawkeye Challenge, Iowa City, IA

* -- Big Ten Conference Game

-- Denotes starting line-up

*January 23, 2008**The Last Time . . .**Includes 19 Games*

The Last Time a Player . . .***Had 30 or more points***

Iowa - - 30, Adam Haluska, at Penn State, 2/28/07
Opponent - - 32, Ed Tyson, Maryland Eastern Shore, 11/20/07

Made at least 90% of his FGA (10 att.)

Iowa - - .909 (9-10), Luke Recker vs. Purdue, 3/07/02
Opponent - - .923 (12-13), Greg Oden, Ohio State, 1/20/07

Made 100% of his FTA (10 att.)

Iowa - - 1.000 (10-10), Tyler Smith vs. Indiana 2/3/07
Opponent - - 1.000 (10-10), Vincent Grier, Minnesota, 2/18/06

Had 15 or more rebounds

Iowa - - 23, Greg Brunner vs. Minnesota, 1/18/06
Opponent - - 17, Marco Killingsworth, Indiana, 2/11/06

Had 10 or more assists

Iowa - - 10, Jeff Horner vs. Ohio State (Big Ten Tournament), 3/12/06
Opponent - - 10, Travis Walton, Michigan State, 2/17/07

Had 5 or more blocks

Iowa - - 5, Kurt Looby vs. Purdue, 1/16/08
Opponent - - 5, Daniel Ruffin, Bradley, 11/23/07

Had 5 or more steals

Iowa - - 5, Tyler Smith at Wisconsin, 2/10/07
Opponent - - 5, JaMarcus Ellis, Indiana, 1/02/08

The Last Time A Team . . .***Scored 100 or more points***

Iowa - - 101, vs. Georgia State, 12/20/06
Opponent - - 106, by North Carolina, 11/24/04

Scored 40 or fewer points

Iowa - - 39 vs. Indiana, 1/10/49
Opponent - - 36, by Michigan State, 1/12/08

Won an overtime game

Iowa - - 76-72 (3OT) vs. Minnesota, 1/18/06
Opponent - - 72-67 (1 OT), by Louisiana-Monroe, 11/30/07

Made at least 60% of its FGA (20 att.)

Iowa - - .653 (32-44) vs. Michigan, 2/4/06
Opponent - - .633 (31-49), by Minnesota, 2/7/07

Made at least 50% of its 3-pt. FGA (8 att.)

Iowa - - .588 (10-17), at Northern Iowa, 12/05/07
Opponent - - .588 (10-17), by Utah State, 11/24/07

Made at least 90% of its FTA (10 att.)

*Iowa - - 1.000 (20-20) vs. Western Illinois, 11/19/04
Opponents - - 1.000 (12-12) by Purdue, 1/16/08

* - - **School Record**

January 23, 2008

Season Highs & Lows

Includes 19 Games

Individual Highs

Points:	29	Justin Johnson vs. Indiana
Field Goals:	10 (15 att.)	Justin Johnson vs. Indiana
Field Goal Attempts:	19 (made 9)	Tony Freeman at Ohio State
Field Goal Percentage (8 att.):	.800 (8-10)	Cyrus Tate at Michigan
3-pt. Field Goals:	8 (13 att.)	Justin Johnson vs. Indiana
3-pt. Field Goal Attempts:	15 (made 6)	Justin Johnson vs. Louisiana-Monroe
3-pt. Field Goal Percentage (4 att.):	.700 (7-10)	Justin Johnson vs. Eastern Illinois
Free Throws:	7 (8 att.)	Dan Bohall vs. Northern Colorado
	7 (11 att.)	Tony Freeman vs. SE LA/(9 att.), Tony Freeman vs. Mich. State
Free Throw Attempts:	12 (made 5)	Cyrus Tate vs. Michigan State
Free Throw Percentage (7 att):	1.000 (6-6)	Dan Bohall vs. Maryland Eastern Shore
Rebounds:	12	Kurt Looby vs. Louisiana-Monroe/Seth Gorney at Michigan
Assists:	9	Jeff Peterson vs. Idaho State; Tony Freeman vs. Indiana
Blocked Shots:	5	Kurt Looby vs. Maryland Eastern Shore/ Purdue
Steals:	4	Kurt Looby vs. Northern Colorado; Tony Freeman vs. Mich. St.

Team Highs

Iowa

76 vs. Indiana
25 (58 att.) vs. Indiana
58 (made 25) vs. Indiana
.500 (22-44) at Northern Iowa
11, Indiana (27 att.)
33 (made 6) at Ohio State
.476 (10-21) vs. Idaho State
26 (32 att.) vs. Maryland Eastern Shore
32 (made 26) vs. Maryland Eastern Shore
.889 (8-9), at Northern Iowa
43 vs. Louisiana-Monroe
21 vs. Indiana
10 vs. Maryland Eastern Shore
12 vs. Southeastern Louisiana
29 vs. Louisiana-Monroe
27 at Wisconsin

Points
Field Goals
FG Attempts
FG Percentage
3-pt. Field Goals
3-pt. FG Attempts
3-pt. FG Percentage
Free Throws
FT Attempts
FT Percentage
Rebounds
Assists
Blocked Shots
Steals
Turnovers
Fouls

Opponent

79 by Indiana
33 (63 att.) by Ohio State
63 (made 33) by Ohio State
.524 (33-63) by Ohio State
11, 3 times, last by Michigan (28 att.)
28 (made 11) by Bradley & by Michigan
.588 (10-17) by Utah State
23 (32 att.) by Indiana
32 (made 23) by Indiana
1.000 (12-12) by Purdue
40 by Iowa State & Michigan State
21 by Utah State
6 by Iowa State
13 by Louisiana-Monroe
23 by Northern Colorado
25 by MD Eastern Shore/SE LA/Mich. St.

Team Lows

Iowa

43 vs. Michigan State
11 (40 att.) vs. Michigan State
40 (made 19, 17, 11) vs. No. CO, MD E.S., Mich. St.
.275 (11-40) vs. Michigan State
2 (Att. 15) vs. Wake Forest
11 (made 3) vs. Northern Colorado
.133 (2-15) vs. Wake Forest
0 (0 att.) vs. Drake
0 (made 0) vs. Drake
.000 (0-0) vs. Drake
28 vs. Northern Colorado & SE Louisiana
8 at Northern Iowa/at Iowa State
0 vs. Louisiana-Monroe
1 at Ohio State
7 vs. Utah State
9 at Michigan

Points
Field Goals
FG Attempts
FG Percentage
3-pt. Field Goals
3-pt. FG Attempts
3-pt. FG Percentage
Free Throws
FT Attempts
FT Percentage
Rebounds
Assists
Blocked Shots
Steals
Turnovers
Fouls

Opponent

36 by Michigan State
14 (att. 37) by Eastern Illinois
37 (made 14) by Eastern Illinois
.283 (17-60) by Maryland Eastern Shore
1 (20 att., 15 att.) by Idaho St., Wake Forest
10 (made 5) by Eastern Illinois
.005 (1-20) by Idaho State
1 (4 att.) by Michigan State
4 (made 1) by Michigan State
.250 (1-4) by Michigan State
16 by Northern Iowa
6 by Wake Forest
0 by Eastern Illinois/Drake
3 by Utah State
6 by Iowa State & Ohio State
9 by Ohio State

January 23, 2008

Iowa's Record When . . .

Includes 19 Games

When playing at home:	7-5	When leading at the half:	8-1	When wearing White:	7-7
When playing on the road:	2-3	When trailing at the half:	1-9	When wearing Black:	2-3
When playing on a neutral court:	0-2	When tied at the half:	0-0	When wearing Gold:	0-0
When Iowa scores 100 points or more:	0-0	Iowa field goal percentage at home:	235-555	.423	
When Iowa scores 90-99 points:	0-0	Iowa field goal percentage on road:	145-348	.417	
When Iowa scores 80-89 points:	0-0	Iowa 3-point percentage at home:	80-229	.349	
When Iowa scores 70-79 points:	0-1	Iowa 3-point percentage on road:	49-143	.343	
When Iowa scores under 70 points:	9-9	Iowa free throw percentage at home:	154-246	.626	
		Iowa free throw percentage on road:	55-88	.625	
When opponent scores 100 points or more:	0-0	On Sunday:	1-0		
When opponent scores 90-99 points:	0-0	On Monday:	0-1		
When opponent scores 80-89 points:	0-0	On Tuesday:	1-0		
When opponent scores 70-79 points:	0-4	On Wednesday:	2-3		
When opponent scores 60-69 points:	1-3	On Thursday:	0-0		
When opponent scores fewer than 60 points:	8-3	On Friday:	1-3		
		On Saturday:	4-3		
When Iowa shoots at least 50% from the field:	1-0	On Big Ten Network:	8-6		
When Iowa shoots less than 50% from the field:	8-10	On CBS:	0-0		
When opponent shoots at least 50% from the field:	0-2	On ESPN:	0-0		
When opponent shoots less than 50% from the field:	9-8	On ESPN2:	0-1		
When Iowa has higher FG% than opponent:	7-6	On ESPNU:	0-1		
When opponent has higher FG%:	2-4	On Fox Sports:	1-0		
When FG% is equal:	0-0	On Opponent Network:	0-0		
When Iowa outrebounds opponent:	6-4	No Television:	0-1		
When opponent has more rebounds:	3-4	CSTV:	0-1		
When rebounds are equal:	0-2				
When Iowa shoots at least 80% from the line:	2-1	Most Points, First Half:	34 vs. Indiana		
When Iowa shoots less than 80% from the line:	7-9	Fewest Points, First Half:	17 vs. Wake Forest/OSU		
When opponent shoots at least 80% from the line:	1-2	Most Points Allowed, First Half:	45 at Ohio State		
When opponent shoots less than 80% from the line:	8-8	Fewest Points Allowed, First Half:	16 vs. Idaho State		
When Iowa shoots more free throws than opponent:	5-1	Most Points, Second Half:	44 vs. Maryland E. Shore		
When opponent shoots more free throws:	4-9	Fewest Points, Second Half:	23 vs. Michigan State		
When free throws attempts are equal:	0-0	Most Points Allowed, Second Half:	45 vs. Indiana		
When Iowa has higher FT% than opponent:	7-2	Fewest Points Allowed, Second Half:	18 vs. Michigan State		
When opponent has higher FT%:	1-8	Largest Halftime Advantage:	15 vs. Idaho State		
When FT% is equal:	1-0	Largest Halftime Deficit:	28 at Ohio State		
When Iowa shoots at least 50% from three-point range:	1-0				
When Iowa shoots less than 50% from three-point range:	8-10				
When opponent shoots at least 50% from three-point range:	1-1				
When opponent shoots less than 50% from three-point range:	8-9				
When Iowa has a higher three-point FG% than opponent:	4-6				
When opponent has a higher three-point FG%:	5-4				
When three-point FG% is equal:	0-0				
When Iowa has more assists than opponent:	5-6				
When opponent has more assists:	4-4				
When assists are equal:	0-0				
When Iowa has fewer turnovers than opponent:	3-0				
When opponent has fewer turnovers:	6-9				
When turnovers are equal:	0-1				
When Iowa has more steals than opponent:	4-0				
When opponent has more steals:	5-9				
When steals are equal:	0-1				

2007-08 Game Summaries

(1) **IOWA 58, IDAHO STATE 43**
November 9, 2007, Carver-Hawkeye Arena, Iowa City, IA

The Todd Lickliter era at Iowa began with a victory as Iowa opened the season with a 58-43 win over Idaho State. Trailing 4-2 in the opening minutes, Iowa used an 11-0 scoring run over the next four minutes to gain control. The Hawkeyes shot 52.4% from the field in building a 31-16 halftime advantage. Iowa shot 45.7% in the game, including 47.6% from three-point range.

The Iowa defense was impressive, holding Idaho State to 32.7% shooting in the game. The Bengals made just 1-20 (0.5%) from three-point range and Iowa held a 38-29 rebounding advantage.

Senior Justin Johnson led Iowa's scoring with a career-best 21 points, as he hit 7-12 three-point attempts. The seven treys rank as the third highest total at Iowa in a single game. Johnson added four rebounds and two blocked shots.

Freshman guard Jeff Peterson was responsible for getting the ball to Johnson, collecting nine assists and no turnovers while playing 38 minutes in his first college game. Peterson added 12 points and four rebounds. Senior Kurt Looby led the Hawkeyes with 10 rebounds and Dan Bohall added five points and six assists.

IDAHO STATE -- 43

Name	FG	3-PT	FT	RB	PF	TP	A	TO	BK	S	M
Kinghorn	1-6	0-2	1-2	4	0	3	2	1	0	2	23
Tatum	2-6	0-2	6-8	5	4	10	2	1	0	1	34
Steijn	5-9	0-0	0-1	6	3	10	0	1	0	0	35
Stucki	3-8	1-4	2-4	3	2	9	3	2	0	1	32
O'Brien	3-6	0-3	0-0	1	0	6	2	1	0	0	22
Morgan	1-4	0-2	1-2	2	0	3	0	1	0	1	18
Maye	0-0	0-0	0-0	0	1	0	1	1	0	2	16
Carson	0-0	0-0	0-0	0	1	0	0	0	0	0	2
Monroe	0-0	0-0	0-0	1	0	0	0	0	0	0	3
Kilpatrick	1-10	0-7	0-0	2	0	2	3	1	0	3	13
Taylor	0-0	0-0	0-0	0	1	0	0	0	0	0	2
Team				4							
Totals	16-49	1-20	10-17	28	12	43	13	9	0	10	200
	FG%:	.327	3PT%:	.050		FT%:	.588				

IOWA -- 58

Name	FG	3-PT	FT	RB	PF	TP	A	TO	BK	S	MN
Looby	3-5	0-0	0-1	10	2	6	0	3	2	0	30
Gorney	1-3	0-0	1-2	3	3	3	0	1	0	0	18
Bohall	2-8	1-5	0-0	3	3	5	6	5	0	0	32
Johnson	7-14	7-12	0-0	4	2	21	1	3	2	1	35
Peterson	3-9	2-3	4-4	4	0	12	9	0	0	2	38
Kelly	2-4	0-1	0-1	4	2	4	1	1	0	0	15
Tate	2-2	0-0	1-2	8	2	5	0	2	0	2	18
Cole	1-1	0-0	0-1	1	3	2	0	0	0	1	14
Team				2							
Totals	21-46	10-21	6-10	39	17	58	17	16	4	6	200
	FG%:	.457	3PT%:	.476		FT%:	.600				

Score by Periods:

Idaho State	16	27	43
Iowa	31	27	58

Attendance: 10,201

(2) **IOWA 59, NORTHERN COLORADO 47**
November 14, 2007, Carver-Hawkeye Arena, Iowa City, IA

After trailing by one point with 14 minutes to play and being tied at 40-40 with just under eight minutes remaining, Iowa used a 19-7 scoring run to close the game in taking a 59-47 win over visiting Northern Colorado.

Iowa led throughout most of the first half and settled for a 26-20 advantage at the break. After hitting the first basket of the second half for a 28-20 advantage, the Hawkeyes saw Northern Colorado rally. Northern took its one-point advantage with 14:13 to play before freshman guard Jeff Peterson answered with a basket. Northern later erased a six-point deficit on back-to-back three point shots as the teams were tied at 38 and again at 40.

From there Iowa gained the lead on two free throws by Cyrus Tate, and, following another basket by Peterson, found some breathing room after a three-point basket by Justin Johnson. The Hawkeyes iced the win by hitting 12-14 free throws in the final seven minutes.

The game was marked by turnovers, as Iowa had 22 errors and Northern Colorado 23. Iowa shot 47.5% from the field and held Northern Colorado to 36% shooting. The visitors held a 34-28 rebounding advantage, but hit just 8-14 (57.1%) free throws.

Peterson led Iowa with a career-high 20 points in just his second college game. Sophomore guard Dan Bohall added a career-best 14 points and collected six rebounds. Senior center Kurt Looby added seven rebounds, four blocked shots, four steals and two assists.

NORTHERN COLORADO -- 47

Name	FG	3-PT	FT	RB	PF	TP	A	TO	BK	S	M
Banks	3-6	0-0	4-4	6	2	10	0	2	2	0	31
Archibeque	2-7	0-0	2-4	4	2	6	1	1	0	0	31
Taibi	5-15	0-9	1-2	6	3	11	1	1	0	1	30
Palacios	1-4	0-1	0-1	2	2	2	1	1	0	2	24
Panagiotakopoulos	3-5	3-4	0-0	2	5	9	6	6	0	2	27
Figures	1-1	0-0	0-0	0	1	2	0	3	0	0	11
Anderson	0-0	0-0	0-0	0	0	0	0	0	0	0	2
Garrett	0-3	0-0	0-1	2	0	0	3	3	0	0	13
Mason	1-4	0-0	0-0	4	3	2	0	4	0	2	14
Montgomery	2-5	0-0	1-2	3	4	5	0	2	0	0	17
Team				5							
Totals	18-50	3-14	8-14	34	22	47	12	23	2	7	200
	FG%:	.360	3PT%:	.214		FT%:	.571				

IOWA -- 58

Name	FG	3-PT	FT	RB	PF	TP	A	TO	BK	S	MN
Looby	1-1	0-0	2-2	7	2	4	2	2	4	4	28
Gorney	4-7	0-0	0-0	4	1	8	0	2	0	0	22
Bohall	3-6	1-3	7-8	6	3	14	1	2	0	0	26
Johnson	1-5	1-3	0-0	3	0	3	4	3	1	0	34
Peterson	7-10	1-2	5-9	2	3	20	2	6	0	2	36
Palmer	0-0	0-0	0-0	0	1	0	0	1	0	0	1
Angle	0-2	0-2	0-0	0	0	0	0	0	0	0	1
Kelly	1-6	0-1	1-2	0	1	3	0	1	0	2	23
Tate	2-3	0-0	3-4	3	3	7	0	3	0	2	18
Cole	0-0	0-0	0-0	1	3	0	1	2	0	0	11
Team				2							
Totals	19-40	3-11	18-25	28	17	59	10	22	5	10	200
	FG%:	.475	3PT%:	.273		FT%:	.720				

Score by Periods:

Northern Colorado	20	27	47
Iowa	26	33	59

Attendance: 8,483

2007-08 Game Summaries

(3) IOWA 62, FLORIDA GULF COAST 49
November 18, 2007, Carver-Hawkeye Arena, Iowa City, IA

A strong second half led Iowa to a 62-49 win over Florida Gulf Coast in Carver-Hawkeye Arena. The visitors hit six of their first seven shots from the field in taking a 14-8 advantage in the first three minutes. Iowa answered with a 9-0 scoring run over the next eight minutes to take a 17-14 advantage. Iowa also led by as many as six points in the opening half before scoring the last basket of the period to take a 32-30 advantage at the break.

The Hawkeye defense took over in the final 20 minutes, allowing the Eagles just 19 points in the second half. Iowa led throughout the second half, but the advantage was just four points with 8:52 to play. Iowa scored five straight points over the next two minutes and led by five or more the rest of the way, with the biggest advantage (61-47) coming with 1:11 to play.

Florida Gulf Coast shot just 28.6% from the field in the second half and just 38% for the game. The visitors also made just 6-23 (26.1%) three-point attempts and 5-11 (45.5%) free throws. After connecting on 42.9% of its first half field goals, Iowa shot 55% from the floor in the second half and 47.9% for the game. Iowa also held a 38-28 rebounding advantage, holding the aggressive Eagles to just seven offensive rebounds.

Senior guard Justin Johnson led Iowa with 19 points, seven rebounds, three assists and three steals. Freshman guard Jeff Peterson added nine points and four assists, while senior forward Seth Gorney grabbed a career-high 11 rebounds. Senior forward Kurt Looby added eight points and five rebounds and freshman forward Jarryd Cole contributed seven points, four rebounds and three steals.

FLORIDA GULF COAST -- 49

Name	FG	3-PT	FT	RB	PF	TP	A	TO	BK	S	M
Liddell	6-10	1-2	2-4	6	1	15	1	2	0	4	32
Adler	2-12	1-6	1-3	6	3	6	1	3	0	3	32
Barrowes	1-2	0-0	0-2	4	4	2	0	2	0	0	22
Quaintance	2-4	2-4	0-0	3	2	6	5	3	0	1	35
Wohlleb	6-16	1-6	0-0	3	0	13	3	4	1	0	32
Matheny	0-2	0-2	0-0	0	1	0	0	1	0	0	5
Lutkenhaus	0-0	0-0	0-0	0	1	0	0	0	0	0	2
Franklin	1-3	1-3	2-2	3	1	5	1	1	0	0	23
Pond	0-0	0-0	0-0	0	0	0	0	0	0	0	1
Narmbaye	1-1	0-0	0-0	0	2	2	0	1	0	0	10
Neptune	0-0	0-0	0-0	0	4	0	0	2	0	0	4
Rodriguez	0-0	0-0	0-0	1	0	0	0	0	0	0	1
Gelin	0-0	0-0	0-0	0	1	0	0	0	0	0	1
Team				2							
Totals	19-50	6-23	5-11	28	20	49	11	19	1	8	200
	FG%: .380	3PT%: .261	FT%: .455								

IOWA -- 62

Name	FG	3-PT	FT	RB	PF	TP	A	TO	BK	S	MN
Looby	4-5	0-0	0-0	5	2	8	0	1	1	0	24
Gorney	1-4	0-0	0-0	11	1	2	1	0	0	0	22
Bohall	2-7	1-5	3-4	4	2	8	4	3	0	2	32
Johnson	7-17	2-9	3-5	7	1	19	3	4	1	3	36
Peterson	3-4	0-1	3-4	0	3	9	4	6	0	1	33
Kelly	1-2	1-1	0-0	2	1	3	1	1	0	0	18
Tate	3-5	0-0	0-1	2	3	6	1	4	0	0	17
Cole	2-4	0-0	3-8	4	2	7	0	1	0	3	18
Team				3							
Totals	23-48	4-16	12-22	38	15	62	14	20	2	9	200
	FG%: .479	3PT%: .250	FT%: .545								

Score by Periods: Attendance: 9,183

Florida Gulf Coast	30	19	49
Iowa	32	30	62

(4) IOWA 65, MARYLAND EASTERN SHORE 48
November 20, 2007, Carver-Hawkeye Arena, Iowa City, IA

Iowa didn't score its first point for over seven minutes and its first field goal until 12:36 remained in the first half, but the Hawkeyes played solid defense throughout and went on to a 65-49 win over Maryland Eastern Shore.

The Hawkeyes trailed by seven points in the early going, their biggest deficit of the season. Iowa took a 10-9 advantage with 7:42 left in the first half on a lay-up by Dan Bohall and led the rest of the way. The advantage was just three points, 21-18, at intermission.

Iowa began the second half with a basket, but could not pull away and led by just three points with 12:27 remaining. Justin Johnson hit a three-point basket and Bohall added two free throws as Iowa stretched the margin to eight with 10 minutes to play. The visitors would cut the margin to four (43-39) with 5:44 to play before Iowa pulled away over the final five minutes.

Both teams struggled from the field, with Iowa shooting 42.5% and UMES just 28.3%. Iowa took advantage of its free throw opportunities, hitting 26-32 free shots for a season-best 81.3%. Iowa held a 38-29 rebounding advantage and had a season-low 14 turnovers.

Johnson led Iowa with 19 points and Bohall added 10 points and five assists. Cyrus Tate sparked the offense in the first half and ended the game with nine points. Freshman Jarryd Cole led the Hawkeyes with seven rebounds and Seth Gorney collected six.

MARYLAND EASTERN SHORE -- 48

Name	FG	3-PT	FT	RB	PF	TP	A	TO	BK	S	M
Mirjacic	0-2	0-1	0-0	3	2	0	0	0	0	0	23
Jackson	1-6	0-0	0-0	5	5	2	0	3	0	2	34
Popovic	1-5	0-0	1-2	5	3	3	1	1	1	0	29
Davis	3-9	1-2	1-2	3	5	8	1	0	0	2	19
Tyson	11-24	7-10	3-4	2	3	32	2	3	0	1	40
Bright	1-7	1-4	0-0	0	1	3	2	3	0	0	16
Akram	0-3	0-2	0-0	0	0	0	0	0	0	1	4
McFadden	0-3	0-1	0-0	1	2	0	0	0	0	1	11
Nimocks	0-0	0-0	0-0	1	1	0	1	0	0	0	11
Krleski	0-0	0-0	0-0	0	0	0	0	0	0	0	3
Bivins	0-0	0-0	0-0	1	0	0	0	0	0	0	0+
Moore	0-1	0-0	0-0	2	3	0	1	1	0	0	10
Team				6							
Totals	17-60	9-20	5-8	29	25	48	8	12	1	7	200
	FG%: .283	3PT%: .450	FT%: .625								

IOWA -- 65

Name	FG	3-PT	FT	RB	PF	TP	A	TO	BK	S	MN
Looby	3-3	0-0	1-2	5	0	7	0	2	5	0	24
Gorney	1-3	0-0	2-2	6	0	4	0	0	0	1	17
Bohall	2-6	0-3	6-6	2	0	10	5	0	0	0	30
Johnson	5-13	4-12	5-7	3	3	19	1	1	2	1	36
Peterson	0-3	0-0	2-2	1	5	2	1	2	0	0	23
Palmer	0-0	0-0	0-0	1	0	0	0	0	0	0	5
Angle	0-0	0-0	0-0	0	0	0	0	1	0	0	11
Kelly	2-6	1-1	3-4	5	3	8	3	4	2	3	20
Tate	2-3	0-0	5-6	2	4	9	2	3	1	0	13
Cole	2-3	0-0	2-3	7	1	6	0	1	0	0	21
Team				6							
Totals	17-40	5-16	26-32	38	16	65	12	14	10	5	200
	FG%: .425	3PT%: .313	FT%: .813								

Score by Periods: Attendance: 8,583

Maryland-ES	18	30	48
Iowa	21	44	65

2007-08 Game Summaries

(5) BRADLEY 67, IOWA 56
November 23, 2007, Convention Center, South Padre Island, TX

Iowa saw its four-game winning streak come to an end with a 67-56 loss to Bradley in the third round of the South Padre Island Invitational. Bradley used a 19-2 scoring run over an eight minute stretch in the first half to gain control and the Braves were able to hold off Iowa runs over the final 30 minutes of the contest. Iowa started fast in building a 15-8 margin in the first seven minutes before the Braves rallied. After trailing by 10 points in two occasions in the first half, Iowa closed to within four points before Bradley hit a three-pointer just before the buzzer to take a 37-30 halftime advantage.

Iowa trailed by as many as 14 points in the second half before cutting the deficit to five points with 8:46 remaining and six points with 3:33 to play. The Braves answered Iowa's final run with three-point baskets in consecutive possessions to secure the win.

The game was close in nearly all phases. Iowa shot 44.9% from the field compared to 43.6% for Bradley, while the Braves held a 33-31 rebounding advantage and committed four fewer turnovers (13-17). Bradley connected on 11-28 (39.3%) three-point attempts and Iowa hit 9-21 (42.9%).

Senior Justin Johnson, playing in his home state, led Iowa with 16 points and he also had five rebounds. Kurt Looby added 12 points and led the Hawkeyes with eight rebounds and Jake Kelly contributed 11 points, four rebounds, three assists and two steals.

BRADLEY -- 67

Name	FG	3-PT	FT	RB	PF	TP	A	TO	BK	S	M
Wilson	3-8	0-1	2-3	11	1	8	2	0	1	3	27
Crouch	5-13	4-11	0-0	1	1	14	4	1	0	0	36
Ruffin	8-16	6-10	2-2	1	0	24	7	1	0	5	36
Salley	1-2	0-0	0-0	3	1	2	0	2	0	1	18
Warren	1-4	1-4	2-2	4	1	5	1	4	0	0	27
Cole-Scott	1-2	0-1	0-0	2	2	2	2	2	0	0	10
Collins	3-5	0-0	0-2	3	2	6	0	2	1	0	15
Maniscalco	0-0	0-0	0-0	0	1	0	0	0	0	0	11
Egolf	0-2	0-1	0-0	1	3	0	0	0	0	1	9
Singh	2-3	0-0	2-2	2	2	6	0	1	0	0	11
Team				5							
Totals	24-55	11-28	8-11	33	14	67	16	13	2	10	200
	FG%: .436	3PT%: .393	FT%: .727								

IOWA -- 56

Name	FG	3-PT	FT	RB	PF	TP	A	TO	BK	S	MN
Bohall	0-2	0-1	0-0	1	0	0	5	3	0	0	15
Johnson	6-12	4-9	0-1	5	0	16	1	2	0	1	37
Peterson	2-10	1-5	0-0	0	2	5	3	4	0	0	40
Looby	5-8	0-0	2-4	8	1	12	1	1	1	0	27
Gorney	3-4	0-0	0-0	5	2	6	3	2	1	0	29
Palmer	1-3	1-2	0-0	0	1	3	0	1	0	0	7
Angle	1-1	1-1	0-0	3	3	3	1	1	0	0	9
Kelly	4-7	2-3	1-2	4	1	11	3	1	0	2	22
Tate	0-2	0-0	0-0	1	1	0	0	2	0	0	5
Cole	0-0	0-0	0-0	2	4	0	0	0	0	0	9
Team				2							
Totals	22-49	9-21	3-7	31	15	56	17	17	2	3	200
	FG%: .449	3PT%: .429	FT%: .429								

Score by Periods:

Bradley	37	30	67
Iowa	30	26	56

Attendance: 850

(6) UTAH STATE 75, IOWA 62
November 24, 2007, Convention Center, South Padre Island, TX

Utah State shot 50% from the field, 58.8% from three-point range and 81% from the free throw line in taking a 75-62 win over Iowa in the consolation game of the South Padre Invitational.

The Aggies built a 9-4 advantage in the first four minutes and never trailed. Iowa stayed close throughout the first half, cutting an early eight point deficit to two with eight minutes left. The lead expanded to as many as 12 points before Utah State led 36-27 at the break.

Iowa was never able to close the gap to less than five in the second half, as the Aggies would answer every Hawkeye run with points at their end of the floor. Utah State shot 52.4% from the field in the second half, including 66.7% (6-9) from three-point range. The Aggies were credited with 21 assists on their 24 field goals. Both teams were able to take care of the ball, as each had just seven turnovers.

Iowa's balanced attack was led by Justin Johnson, who was named to the all-tournament team. Johnson had 14 points against Utah State and led the team with two steals. Kurt Looby added 10 points and led Iowa with eight rebounds and two blocked shots. Freshman Jarryd Cole added a career-best 10 points and six rebounds, while Seth Gorney and Jake Kelly each scored eight points. Iowa shot 43.1% from the field, but connected on just 5-20 (25%) three-point attempts while being outrebounded 31-27. The Hawkeyes matched a season best by connecting on 81.3% of their free throw attempts.

UTAH STATE -- 75

Name	FG	3-PT	FT	RB	PF	TP	A	TO	BK	S	M
Clark	1-4	0-1	2-4	0	1	4	9	1	0	0	31
Spraggins	5-7	3-5	1-2	1	3	14	1	0	0	2	31
Carroll	5-8	4-5	6-6	12	3	20	5	2	0	0	37
DeCharme	8-14	1-1	3-4	3	1	20	0	1	0	0	31
Wilkinson	1-6	0-2	2-2	3	2	4	1	0	0	0	28
Williams	0-0	0-0	0-0	0	1	0	0	0	0	0	2
Stephens	0-3	0-2	0-0	1	0	0	2	1	0	1	9
Newbold	2-2	2-2	0-0	3	0	6	0	0	0	0	10
Wesley	2-3	0-0	3-3	1	4	7	3	2	1	0	15
Formisano	0-1	0-0	0-0	2	0	0	0	0	0	0	6
Team				5							
Totals	24-48	10-17	17-21	31	15	75	21	7	1	3	200
	FG%: .500	3PT%: .588	FT%: .810								

IOWA -- 62

Name	FG	3-PT	FT	RB	PF	TP	A	TO	BK	S	MN
Bohall	1-3	0-2	0-2	2	3	2	1	1	0	0	17
Johnson	5-16	2-11	2-2	1	1	14	1	0	0	2	34
Peterson	1-6	0-2	2-2	1	5	4	5	3	0	0	26
Looby	5-6	0-0	0-0	8	2	10	2	0	2	1	33
Gorney	3-4	0-0	2-2	2	0	8	0	0	0	0	18
Palmer	0-1	0-0	0-0	0	1	0	0	0	0	0	5
Angle	2-4	2-2	0-1	1	0	6	0	0	0	0	8
Kelly	2-4	1-2	3-3	3	4	8	2	3	0	0	34
Cole	3-7	0-1	4-4	6	2	10	1	0	1	0	25
Team				3							
Totals	22-51	5-20	13-16	27	18	62	12	7	3	3	200
	FG%: .431	3PT%: .250	FT%: .813								

Score by Periods:

Utah State	36	39	75
Iowa	27	35	62

Attendance: 900

2007-08 Game Summaries

(7) WAKE FOREST 56, IOWA 47
November 26, 2007, Carver-Hawkeye Arena, Iowa City, IA

A slow start proved to be too much to overcome as the Hawkeyes dropped a 56-47 decision to Wake Forest Monday in Iowa City to kick off the 2007 Big Ten/ACC Challenge. Iowa shot just 33.3% from the field in the opening half and trailed the Demon Deacons 33-17 at halftime. The Hawkeyes were guilty of 14 turnovers in the first half and were outrebounded by a 20-17 margin.

The Hawkeyes played much better in the second half, cutting the deficit to eight points, 27-35, with 14:23 to play. Wake Forest did not record its first field goal of the second half until the 14 minute mark.

The Demon Deacons expanded their lead to as many as 17 points with five minutes to play before Iowa rallied. Iowa cut the margin to seven in the final minutes, but could get no closer than 47-54 with 13 seconds remaining.

Iowa shot just 38% from the field, including just 13.3% from three-point range and 38.9% from the free throw line. The Hawkeye defense was strong, allowing Wake Forest to shoot just 33.9% from the field, including just 26.1% in the second half. Iowa held a 40-39 rebounding advantage, but was guilty of a season-high 22 turnovers after having just seven in its most recent game against Utah State.

Freshman forward Jarryd Cole came off the bench to score a career-high 14 points to lead the Hawkeyes in scoring, hitting 7-10 field goal attempts and also collecting seven rebounds. Freshman Jake Kelly added nine points and freshman Jeff Peterson added seven assists. Senior forward Kurt Looby led Iowa's inside game with a game-high 10 rebounds and three blocked shots.

WAKE FOREST -- 56

Name	FG	3-PT	FT	RB	PF	TP	A	TO	BK	S	M
Johnson	3-9	1-5	0-0	6	4	7	0	1	1	2	18
McFarland	6-12	0-0	3-5	8	2	15	0	2	3	2	32
Hale	0-5	0-3	2-2	2	2	2	2	0	0	0	27
Smith	2-8	0-1	0-3	4	4	4	2	3	0	4	24
Williams	2-8	0-2	1-2	4	4	5	1	2	0	0	36
Teague	2-5	0-1	5-6	5	3	9	0	0	0	0	27
Clark	1-3	0-1	1-1	1	0	3	0	0	0	0	6
Skeen	3-6	0-2	5-7	6	2	11	0	0	0	1	28
Weaver	0-0	0-0	0-0	0	0	0	0	1	0	0	2
Team				3							
Totals	19-56	1-15	17-26	39	21	56	6	15	4	12	200
	FG%: .339	3PT%: .067	FT%: .654								

IOWA -- 47

Name	FG	3-PT	FT	RB	PF	TP	A	TO	BK	S	MN
Looby	0-1	0-0	0-1	10	1	0	0	3	3	1	16
Gorney	0-0	0-0	0-0	0	0	0	0	1	0	0	10
Bohall	0-1	0-1	0-0	0	3	0	0	1	0	0	10
Johnson	3-15	0-5	2-3	7	4	8	2	3	0	0	32
Peterson	2-9	0-4	1-7	3	3	5	7	7	0	1	40
Palmer	2-3	1-1	2-4	1	1	7	0	1	0	1	6
Angle	0-0	0-0	2-2	3	1	2	0	0	0	0	11
Kelly	4-8	1-4	0-0	2	5	9	2	1	0	0	27
Tate	1-3	0-0	0-0	2	1	2	0	1	0	0	15
Cole	7-10	0-0	0-1	7	4	14	0	3	0	1	33
Team				5				2			
Totals	19-50	2-15	7-18	40	23	47	11	23	3	4	200
	FG%: .380	3PT%: .133	FT%: .389								

Score by Periods:

Wake Forest	33	23	56
Iowa	17	30	47

Attendance: 9,120

(8) LOUISIANA-MONROE 72, IOWA 67 (OT)
November 30, 2007, Carver-Hawkeye Arena, Iowa City, IA

Too many turnovers proved costly as Iowa dropped a 72-67 overtime decision to Louisiana-Monroe in the opening round of the Hawkeye Challenge. The Hawkeyes were guilty of 29 turnovers, including 17 in the second half.

Iowa used a 10-0 scoring run early in the game to take control, and led 31-22 at halftime after shooting 52.2% from the field and holding the visitors to 37.5% shooting. Iowa continued to shoot well early in the second half, building its biggest advantage to 41-25 with 16 minutes to play.

Louisiana-Monroe rallied behind some solid shooting, as the Warhawks shot 50% in the second half, including 36.4% from three-point range.

Two free throws by Cyrus Tate gave Iowa a 53-48 advantage with 3:17 to play, but the Warhawks got a three-point basket from Jonas Brown and a lay-up by Tony Hooper to tie the score with 1:08 remaining. A rebound basket by Kurt Looby gave Iowa a 55-53 lead with 32 seconds left before two free throws by Hooper with 23 seconds remaining tied the score again. Iowa missed a field goal attempt in the closing seconds and had a chance to win after Looby was fouled with 2.6 seconds left, but both free throw attempts were off the mark.

The Warhawks hit four straight three-point baskets to start the overtime period and Iowa could not catch up. Johnson led Iowa with 26 points and he completed his first career double-double with 10 rebounds. Looby added nine points and a career-best 12 rebounds and Jake Kelly added six assists.

LOUISIANA-MONROE -- 72

Name	FG	3-PT	FT	RB	PF	TP	A	TO	BK	S	M
Turner	4-4	0-0	2-3	3	5	10	0	2	1	0	23
Nweke	1-2	0-0	1-2	9	4	3	0	2	0	0	24
Hooper	10-19	2-10	4-10	3	3	26	2	3	1	3	39
Brasher	5-9	4-8	0-0	2	5	14	2	0	0	1	37
Brown	2-9	2-5	3-6	2	1	9	6	1	0	5	42
Payne	2-4	2-4	4-6	0	3	10	2	5	0	3	30
Roberts	0-1	0-1	0-0	1	1	0	0	1	0	1	13
Hampton	0-2	0-0	0-2	4	0	0	1	0	1	0	16
Garrison	0-0	0-0	0-0	0	0	0	0	0	0	0	1
Team				2							
Totals	24-50	10-28	14-29	26	22	72	13	14	3	13	225
	FG%: .480	3PT%: .357	FT%: .483								

IOWA -- 67

Name	FG	3-PT	FT	RB	PF	TP	A	TO	BK	S	MN
Cole	1-3	0-0	2-5	7	4	4	1	5	0	1	35
Looby	4-4	0-0	1-4	12	2	9	1	3	0	1	29
Johnson	8-15	6-15	4-7	10	1	26	1	3	0	0	42
Peterson	2-6	2-3	3-4	5	3	9	3	8	0	1	38
Kelly	1-4	0-0	0-0	2	5	2	6	4	0	1	32
Palmer	0-0	0-0	0-0	0	0	0	0	0	0	0	3
Angle	2-4	0-2	0-0	1	1	4	0	1	0	0	13
Bohall	2-3	1-2	0-0	0	4	5	1	3	0	0	12
Tate	1-3	0-0	2-3	0	0	4	0	1	0	0	8
Gorney	1-3	0-0	2-3	4	2	4	1	0	0	0	13
Team				2							
Totals	22-48	9-22	14-26	43	22	67	14	29	0	4	225
	FG%: .458	3PT%: .409	FT%: .538								

Score by Periods:

Louisiana-Monroe	22	33	17	72
Iowa	31	24	12	67

Attendance: 9,158

2007-08 Game Summaries

(9) IOWA 57, EASTERN ILLINOIS 45
December 1, 2007, Carver-Hawkeye Arena, Iowa City, IA

Iowa held Eastern Illinois to 37.8% shooting from the field in taking a 57-45 win in the consolation game of the Hawkeye Challenge.

Senior guard Justin Johnson hit the first two field goals of the game as Iowa jumped to a 5-0 advantage. The Hawkeyes never trailed and led by as many as 12 points in the first half before taking a 24-19 lead into the halftime break.

The Hawkeyes improved their shooting eye in the second half, improving to 52% in the period and ending the game at 45.7%. Iowa made 6-11 (54.5%) of its three-point attempts in the second half. Iowa's biggest advantage (44-24) came with 13:29 left on a dunk by Kurt Looby. Eastern Illinois was never closer than 12 the rest of the way.

Iowa held a 29-23 rebounding advantage and was guilty of 16 turnovers after having 29 the previous night in an opening round loss.

Johnson led Iowa with 25 points and he added five rebounds. Johnson set a tournament record with 13 three-point baskets. Johnson connected on seven treys against Eastern Illinois, which ties for third best in a single game at Iowa. He was named to the all-tournament team for the second straight year.

Looby added eight rebounds, six points and two steals, while freshman Jarryd Cole had 10 points and four rebounds.

EASTERN ILLINOIS -- 45

Name	FG	3-PT	FT	RB	PF	TP	A	TO	BK	S	M
Catchings	1-2	0-0	6-7	3	3	8	0	1	0	0	32
Byrne	0-3	0-0	0-0	5	2	0	2	3	0	2	26
Cisse	1-2	0-0	0-1	2	1	2	0	0	0	1	21
Martin	5-13	4-8	4-4	1	1	18	0	1	0	1	27
Robinson	0-4	0-1	0-1	0	0	0	1	5	0	3	15
Laser	0-0	0-0	0-0	2	1	0	1	5	0	0	17
Parrish	0-1	0-0	0-0	0	0	0	1	0	0	0	7
Willhite	3-4	0-0	0-0	2	1	6	3	0	0	1	17
Anthony	1-2	1-1	0-0	2	1	3	0	0	0	0	12
Jolliff	3-6	0-0	2-2	2	1	8	0	0	0	0	26
Team				4							
Totals	14-37	5-10	12-15	23	11	45	8	15	0	8	200
	FG%: .378	3PT%: .500	FT%: .800								

IOWA -- 57

Name	FG	3-PT	FT	RB	PF	TP	A	TO	BK	S	MN
Cole	4-5	0-0	2-3	4	3	10	0	2	0	0	29
Looby	3-3	0-0	0-0	8	5	6	1	2	1	2	25
Johnson	9-13	7-10	0-0	5	1	25	1	1	0	1	35
Peterson	1-6	0-3	0-0	2	0	2	2	3	0	1	36
Kelly	1-9	1-4	0-0	2	1	3	4	3	0	0	27
Palmer	1-4	0-1	1-1	1	0	3	0	0	0	1	6
Angle	2-5	2-4	2-3	4	2	8	3	2	0	0	19
Bohall	0-0	0-0	0-0	0	1	0	1	0	0	0	4
Tate	0-0	0-0	0-0	1	2	0	1	3	1	0	9
Gorney	0-1	0-0	0-0	0	1	0	0	0	0	0	10
Team				2							
Totals	21-46	10-22	5-7	29	16	57	13	16	2	5	200
	FG%: .457	3PT%: .455	FT%: .714								

Score by Periods:

Eastern Illinois	19	26	45
Iowa	24	33	57

Attendance: 9,107

(10) IOWA 62, NORTHERN IOWA 55
December 5, 2007, McLeod Center, Cedar Falls, IA

Iowa used a solid shooting night, a dominating performance on the backboards and a solid defensive effort in taking a 62-55 win over Northern Iowa in the McLeod Center. The attendance of 7,043 set a record for the largest crowd for a basketball game in the facility.

The two teams battled back and forth throughout the night, as the game was tied six times and included seven lead changes. Iowa shot 56.5% in the first half, connecting on 6-8 (75%) three-point attempts. Northern Iowa led 27-23 with 3:30 left in the period before a 10-3 scoring run gave Iowa a 33-30 advantage at the break.

The Panthers connected on a pair of three-pointers to start the second half, gaining the lead at 38-35 with 15 minutes to play. A three-point basket by Justin Johnson tied the score and Iowa took the lead for good on a pair of free throws by Jake Kelly with 14:33 remaining. The Hawkeyes led the rest of the way, building their biggest advantage to eight with just under six minutes left.

Northern Iowa closed the gap to three points (58-55) and had a three-point attempt to tie the score with just under one minute remaining. Iowa rebounded the miss and added to the lead on two free throws by Tony Freeman with 35 seconds left.

The Hawkeyes ended the game with a 37-16 rebounding advantage while shooting 50% from the field and 58.8% from three-point range. The Hawkeyes made their final eight free throw attempts and shot 88.9% from the foul line. Kelly led Iowa with a career-high 19 points, while Freeman, in his first action of the season, scored 15 and Johnson had 13. Kurt Looby led Iowa with seven rebounds.

IOWA -- 62

Name	FG	3-PT	FT	RB	PF	TP	A	TO	BK	S	M
Cole	1-3	0-0	0-0	5	5	2	0	2	1	0	19
Looby	0-1	0-0	0-0	7	3	0	1	1	0	0	19
Angle	1-3	1-3	0-0	6	1	3	0	3	0	1	21
Johnson	5-10	3-5	0-0	4	1	13	2	5	0	1	38
Kelly	6-13	3-5	4-4	3	2	19	1	1	0	2	38
Palmer	0-0	0-0	0-0	0	1	0	0	0	0	0	1
Freeman	5-7	3-3	2-2	1	0	15	3	3	0	0	24
Tate	3-5	0-0	2-3	4	5	8	0	2	0	0	20
Gorney	1-2	0-1	0-0	5	2	2	1	1	1	0	20
Team				2							
Totals	22-44	10-17	8-9	37	20	62	8	18	2	4	200
	FG%: .500	3PT%: .588	FT%: .889								

NORTHERN IOWA -- 55

Name	FG	3-PT	FT	RB	PF	TP	A	TO	BK	S	MN
Koch	3-8	0-2	2-4	5	1	8	3	3	0	2	33
Eglseder	3-5	1-1	1-2	4	0	8	0	0	3	0	19
Josten	2-6	2-3	0-0	0	2	6	2	2	0	1	34
Brown	3-6	1-2	0-0	0	2	7	1	0	0	2	26
Dunham	2-5	1-3	0-0	0	2	5	1	2	0	3	34
Coleman	3-6	0-0	7-13	5	1	13	1	0	2	0	20
Viet	3-7	2-6	0-0	1	2	8	1	0	0	0	20
Montgomery	0-1	0-1	0-0	0	2	0	1	0	0	0	7
O'Rear	0-1	0-0	0-0	0	3	0	1	0	0	1	7
Team				1							
Totals	19-45	7-18	10-19	16	15	55	11	7	5	9	200
	FG%: .422	3PT%: .389	FT%: .526								

Score by Periods:

Iowa	33	29	62
Northern Iowa	30	25	55

Attendance: 7,043

2007-08 Game Summaries

(11) IOWA STATE 56, IOWA 47
December 8, 2007, Hilton Coliseum, Ames, IA

Iowa suffered its coldest shooting game of the season in a 56-47 loss at Iowa State, failing to shoot over 40% from the field for the first time in 11 games. Iowa State used an aggressive defense to contribute to Iowa's shooting woes and outscored the Hawkeyes 20-5 from the free throw line in earning the victory.

Both teams started slow as Iowa shot just 29% in the opening half, compared to 28.6% for the Cyclones. Iowa led by as many four points in the early going, but Iowa State held a 26-22 halftime advantage.

The Hawkeyes never led in the second half, but cut the deficit to seven points on back-to-back baskets by Jarryd Cole with just under 10 minutes remaining. That was as close as Iowa would get.

The Hawkeyes shot just 32.1% for the game, including 28.6% (6-21) from three-point range and 50% (5-10) from the free throw line. The Iowa defense held Iowa State to 31.4% shooting, but the Cyclones connected on 20-27 (74.1%) free throw attempts. Iowa held a slight 41-40 rebounding advantage and had just 12 turnovers, but nine of those came in the second half.

Cole led Iowa with 15 points and nine rebounds, both career-bests for the freshman forward. Freshman Jake Kelly added 13 points, five rebounds and five assists.

IOWA -- 47

Name	FG	3-PT	FT	RB	PF	TP	A	TO	BK	S	M
Johnson	3-15	3-12	0-0	5	3	9	0	3	0	0	34
Kelly	4-9	1-2	4-4	5	4	13	5	3	0	0	35
Angle	2-5	2-4	0-2	4	4	6	1	0	0	0	25
Cole	7-10	0-0	1-4	9	2	15	0	1	0	0	35
Looby	0-1	0-0	0-0	4	3	0	0	0	1	0	17
Palmer	0-1	0-1	0-0	0	2	0	0	1	0	0	1
Peterson	2-10	0-1	0-0	5	2	4	2	3	0	2	32
Tate	0-0	0-0	0-0	0	1	0	0	1	0	0	8
Gorney	0-5	0-1	0-0	1	1	0	0	0	1	0	13
Team				8							
Totals	18-56	6-21	5-10	41	22	47	8	12	2	2	200
	FG%:	.321	3PT%:	.286		FT%:	.500				

IOWA STATE -- 56

Name	FG	3-PT	FT	RB	PF	TP	A	TO	BK	S	MN
Clark	3-9	1-3	7-8	3	3	14	2	1	0	1	31
Brackins	3-15	0-1	3-3	6	0	9	1	0	3	0	27
Petersen	1-6	1-6	0-0	5	3	3	4	0	0	1	25
Hubalek	5-6	1-1	4-7	6	5	15	0	3	1	1	23
Johnson	3-8	1-3	2-2	6	2	9	2	0	1	0	27
Lee	0-0	0-0	0-0	0	0	0	0	0	0	0	1
Garrett	0-1	0-0	3-5	2	0	3	1	0	0	4	20
Thompson	0-4	0-2	1-2	4	0	1	0	2	1	0	20
Haluska	1-2	0-0	0-0	2	2	2	0	0	0	0	16
Johnson	0-0	0-0	0-0	3	1	0	0	0	0	1	10
Team				3							
Totals	16-51	4-16	20-27	40	16	56	10	6	6	8	200
	FG%:	.314	3PT%:	.250		FT%:	.741				

Score by Periods:

Iowa	22	25	47
Iowa State	26	30	56

Attendance: 14,376

(12) DRAKE 56, IOWA 51
December 14, 2007, Carver-Hawkeye Arena, Iowa City, IA

Iowa rallied from an eight point halftime deficit to lead by as many as five points in the second half, but the Hawkeyes were unable to hold on as Drake scored a 56-51 win in Iowa City.

Iowa connected on seven of its first 10 field goal attempts of the second half, turning a 29-21 deficit into a 39-34 advantage with 11:58 to play. Iowa failed to score for over six minutes as Drake rallied for a 40-39 advantage at the 7:03 mark. A basket by Jarryd Cole gave Iowa a 41-40 advantage with 5:22 left before Drake scored eight straight points to gain control. Iowa cut the deficit to 48-46 with 1:45 remaining, but Drake responded with a three-point basket at the 1:14 mark to secure its advantage.

Both teams started slow, with Iowa holding a 14-13 lead after the first 10 minutes. Drake took control with a 14-2 scoring run to lead by as many as 11 before settling for the eight point margin at the break. Iowa shot 34.8% in the first half and Drake 33.3%. Iowa improved to 48.1% in the second half and 42% for the game, while the Hawkeye defense held the Bulldogs to just 34.6% overall.

Iowa held the advantage in made field goals (21-18) and three-pointers (9-8), while the rebounding was even. Drake, however, connected on 12-17 free throws, while Iowa, in what is believed to be the first time ever, did not attempt a free throw. The Bulldogs were not whistled for a foul after collecting their sixth team foul with 7:52 remaining.

Cole led Iowa with 12 points, while Tony Freeman added nine and Justin Johnson and Jake Kelly each added eight. Kurt Looby collected seven rebounds, while Cole and Peterson each had five.

DRAKE -- 56

Name	FG	3-PT	FT	RB	PF	TP	A	TO	BK	S	M
Korver	3-10	2-9	2-2	4	0	10	0	0	0	0	31
Cox	3-9	1-2	3-4	10	1	10	1	1	0	0	32
Houston	3-5	2-3	2-2	2	1	10	2	0	0	1	31
Emmenecker	0-2	0-0	1-2	7	1	1	3	3	0	2	33
Young	4-14	2-9	4-5	2	3	14	3	3	0	1	37
Heemskerck	1-1	0-0	0-2	5	1	2	1	1	0	1	17
Baryenbruch	1-3	1-3	0-0	0	1	3	0	0	0	0	3
Parker	1-3	0-1	0-0	1	2	2	1	2	0	2	7
Hall	2-5	0-0	0-0	1	0	4	1	0	0	1	9
Team				1							
Totals	18-52	8-27	12-17	33	10	56	12	10	0	8	200
	FG%:	.346	3PT%:	.296		FT%:	.706				

IOWA -- 51

Name	FG	3-PT	FT	RB	PF	TP	A	TO	BK	S	MN
Cole	6-6	0-0	0-0	5	3	12	0	4	0	0	32
Gorney	1-3	0-0	0-0	2	1	2	1	2	0	0	13
Johnson	3-9	2-8	0-0	4	3	8	3	3	2	0	36
Peterson	3-6	1-3	0-0	5	4	7	5	3	0	1	31
Kelly	3-6	2-2	0-0	1	4	8	1	0	1	0	29
Palmer	0-0	0-0	0-0	1	1	0	0	1	0	0	3
Angle	1-1	1-1	0-0	0	1	3	0	0	0	0	6
Freeman	3-14	3-7	0-0	2	2	9	0	2	0	0	22
Tate	0-0	0-0	0-0	0	0	0	0	1	0	0	4
Looby	1-5	0-0	0-0	7	2	2	3	0	0	2	24
Team				6							
Totals	21-50	9-21	0-0	33	21	51	13	16	3	3	200
	FG%:	.420	3PT%:	.429		FT%:	.000				

Score by Periods:

Drake	29	27	56
Iowa	21	30	51

Attendance: 9,863

2007-08 Game Summaries

(13) IOWA 57, SOUTHEASTERN LOUISIANA 50
December 29, 2007, Carver-Hawkeye Arena, Iowa City, IA

Iowa rallied for a 57-50 win over Southeastern Louisiana in Iowa City to conclude non-conference action. The Hawkeyes trailed by 14 points in the first half and by seven at halftime before winning for the first time this season after trailing at intermission.

The Hawkeyes started the game by hitting their first two field goal attempts to take a 5-0 advantage in the first minute. Iowa was then held scoreless for nearly 13 minutes as the visitors scored 17 straight points. Iowa used two three-point baskets by J.R. Angle and one by Tony Freeman to cut the margin to 25-18 at the break.

Southeastern Louisiana led by nine in the second half before Iowa rallied. A lay-up by Jarryd Cole tied the game at 29 with 13:20 to play and a dunk by Cole at the 11:55 mark gave Iowa the lead for the first time since the opening minute. Cole, however, was injured just after his second basket, suffering a torn ACL in his left knee.

Southeastern LA rallied and led by three points with 3:58 remaining. A lay-up by Cyrus Tate cut the deficit to a single point and a three-pointer by Freeman with 3:01 left gave Iowa the lead for good. Another Tate basket gave Iowa a 48-44 advantage. Iowa sealed the game by hitting its final nine free throw attempts.

Iowa shot just 37.2% from the field and lost the rebounding battle by a 37-28 margin. The Hawkeyes collected 13 assists on their 16 made field goals and had a season-high 12 steals.

Freeman led Iowa with 15 points, seven rebounds, four assists and three steals. Angle added career bests in points (10) and steals (three), Tate had 10 points and six rebounds and Justin Johnson contributed 10 points, four rebounds and four assists.

SE LOUISIANA -- 50

Name	FG	3-PT	FT	RB	PF	TP	A	TO	BK	S	M
Span	5-13	0-0	1-2	5	4	11	0	3	0	0	31
Nance	2-7	0-0	0-2	6	4	4	6	3	1	1	38
Sullivan	4-5	0-0	0-1	6	4	8	1	3	1	2	26
Green	5-9	3-6	0-0	3	0	13	1	3	0	1	21
Nicks	1-3	1-3	3-4	6	4	6	4	3	0	0	20
Arnold	2-7	0-2	0-0	3	0	4	1	0	1	0	28
Ndoumba	2-5	0-0	0-1	2	4	4	0	2	0	0	16
Austin	0-0	0-0	0-0	2	5	0	2	2	0	0	20
Team				3				1			
Totals	21-49	4-11	4-10	37	25	50	15	20	3	4	200
	FG%: .429	3PT%: .360	FT%: .400								

IOWA -- 57

Name	FG	3-PT	FT	RB	PF	TP	A	TO	BK	S	MN
Cole	2-2	0-0	0-2	4	1	4	0	2	0	1	21
Looby	1-2	0-0	0-0	1	1	2	0	2	2	0	9
Johnson	3-10	2-7	2-2	4	4	10	4	1	1	2	35
Peterson	0-2	0-1	0-0	1	1	0	0	2	0	1	12
Kelly	1-7	0-1	4-6	1	2	6	3	1	0	2	37
Palmer	0-1	0-0	0-0	1	1	0	0	1	0	0	4
Angle	4-7	3-7	1-2	0	1	10	2	0	1	3	23
Freeman	3-8	2-5	7-11	7	2	15	4	1	0	3	34
Tate	3-3	0-0	4-7	6	5	10	0	3	0	0	14
Gorney	0-1	0-0	0-0	1	0	0	0	0	0	0	11
Team				2							
Totals	16-43	7-21	18-30	28	18	57	13	13	4	12	200
	FG%: .372	3PT%: .333	FT%: .600								

Score by Periods:	Attendance: 10,806		
SE Louisiana	25	25	50
Iowa	18	39	57

(14) INDIANA 79, IOWA 76
January 2, 2008, Carver-Hawkeye Arena, Iowa City, IA

Iowa rallied in the final two minutes after trailing by 13 points, but time ran out as No. 11/12 Indiana left Carver-Hawkeye Arena with a 79-76 win. The Hoosiers used an 11-1 scoring run to take a 70-57 advantage with 2:10 remaining before Iowa senior Justin Johnson went on a three-point spree that nearly carried Iowa to an upset victory.

Johnson hit six three-point baskets in the final 1:55, and even added a free throw after being fouled on one of the attempts for a four-point play. His final trey came from roughly 40-feet with four seconds to play to cut the deficit to 78-76. Indiana's Lance Stemler then hit one of two free throws and Iowa was unable to get a final shot attempt as time expired.

Johnson ended the game with a career-high 29 points (10-15 FG, 8-13 treys). He also collected six rebounds, three assists and three blocked shots. Tony Freeman added 12 points and nine assists and Seth Gorney had seven points and 10 rebounds.

The Hoosiers led by as many as nine points in the first half, but Iowa rallied late in the period and the score was knotted at 34 at intermission. Iowa rallied from an eight point deficit in the second half and trailed 59-56 with 6:50 remaining before Indiana regained control with its scoring run over the next five minutes.

Iowa shot 43.1% from the field, compared to 49.1% for Indiana. The Hoosiers connected on 71.9% from the foul line (23-32), compared to 60% (15-25) for Iowa. The rebounding was even.

INDIANA -- 79

Name	FG	3-PT	FT	RB	PF	TP	A	TO	BK	S	M
White, D.J.	6-13	0-0	4-6	15	3	16	1	2	0	0	34
White, Mike	0-1	0-0	0-0	1	3	0	1	1	0	1	14
Bassett	0-1	0-0	0-0	0	1	0	0	0	0	0	3
Ellis	6-10	0-2	3-4	7	1	15	7	1	1	5	35
Gordon	7-12	2-5	9-11	1	2	25	2	4	0	0	37
Thomas	1-4	0-0	2-2	1	4	4	1	0	0	0	6
Crawford	4-7	1-2	3-5	4	2	12	0	3	1	1	30
Ratliff	1-3	0-2	0-0	1	5	2	0	0	0	1	15
Stemler	1-2	1-2	2-4	5	2	5	1	0	0	1	26
Team				1							
Totals	26-53	4-13	23-32	36	23	79	13	11	2	9	200
	FG%: .491	3PT%: .308	FT%: .719								

IOWA -- 76

Name	FG	3-PT	FT	RB	PF	TP	A	TO	BK	S	MN
Tate	3-3	0-0	2-5	7	2	8	0	1	0	0	20
Gorney	2-6	0-0	3-4	10	4	7	3	1	1	0	30
Freeman	3-14	2-6	4-8	1	5	12	9	5	0	0	39
Johnson	10-15	8-13	1-1	6	2	29	3	2	3	1	37
Kelly	0-0	0-0	0-0	1	0	0	0	0	0	0	5
Palmer	0-0	0-0	0-0	2	3	0	0	0	0	0	1
Angle	2-7	1-6	0-0	2	3	5	2	0	0	0	25
Peterson	2-9	0-2	2-2	2	3	6	4	2	0	1	33
Looby	3-4	0-0	3-5	4	1	9	0	1	2	0	10
Team				1							
Totals	25-58	11-27	15-25	36	23	76	21	13	6	2	200
	FG%: .431	3PT%: .407	FT%: .600								

Score by Periods:	Attendance: 9,890		
Indiana	34	45	79
Iowa	34	42	76

2007-08 Game Summaries

(15) WISCONSIN 64, IOWA 51
January 5, 2008, Kohl Center, Madison, WI

Wisconsin used a 17-4 scoring run over a nine minute period in the second half in taking a 64-51 win in Madison. The Hawkeyes trailed by six, 28-22 at intermission, but scored the first six points of the second half to pull even.

From there the Badgers held Iowa without a field goal for just under nine minutes in gaining control. Iowa was able to cut the deficit to nine, 54-45, with just under five minutes remaining, but could get no closer.

The Hawkeyes had trailed by as many as nine in the first half before closing the gap to two points, 24-22, in the last two minutes of the period. Iowa shot 52.9% from the field in the opening half, including 57.1% (4-7) from three-point range. Iowa was unable to maintain that accuracy in the second half, shooting just 35.7%.

After shooting 31% in the first half, Wisconsin shot 55% in the second half and added 12-18 (66.7%) free throws after the break. For the game Wisconsin shot 70.4% from the foul line, compared to just 46.7% (7-15) for Iowa.

Wisconsin won the rebounding battle 34-31 and collected seven steals while forcing 14 Iowa turnovers. Ten of Iowa's turnovers occurred in the first half and the Hawkeyes were guilty of a season-high 27 personal fouls.

Justin Johnson led Iowa with 13 points, while Cyrus Tate, Tony Freeman and Jeff Peterson each added eight. Johnson made his first two three-point attempts, running his streak to eight straight before missing. Tate led Iowa with eight rebounds, while Freeman and Jake Kelly each collected three assists.

IOWA -- 51

Name	FG	3-PT	FT	RB	PF	TP	A	TO	BK	S	M
Tate	3-8	0-0	2-6	8	4	8	1	1	1	2	33
Gorney	0-3	0-0	0-0	5	3	0	1	1	1	1	26
Freeman	3-7	1-5	1-3	3	2	8	3	3	0	0	28
Johnson	4-8	3-5	2-2	4	5	13	0	1	0	0	31
Kelly	1-3	1-1	0-0	1	5	3	3	0	0	0	27
Angle	3-6	1-3	0-0	3	2	7	2	2	0	0	21
Peterson	3-7	0-3	2-3	2	4	8	2	5	0	1	25
Looby	2-3	0-0	0-1	2	2	4	0	0	1	0	9
Team				3				1			
Totals	19-45	6-17	7-15	31	27	51	12	14	4	2	200
	FG%: .422	3PT%: .353	FT%: .467								

WISCONSIN -- 64

Name	FG	3-PT	FT	RB	PF	TP	A	TO	BK	S	MN
Landry	1-8	0-0	3-4	6	2	5	2	1	1	0	32
Butch	7-12	0-3	8-11	7	1	22	1	0	1	1	25
Hughes	2-8	2-4	0-1	3	3	6	2	1	1	3	33
Flowers	4-6	1-3	1-1	4	2	10	2	1	0	1	37
Krabbenhoft	3-5	0-0	6-8	7	1	12	1	1	0	1	35
Bohannon	1-6	0-2	0-0	3	3	2	0	1	0	1	19
Leuer	2-3	2-3	1-2	1	1	7	1	1	0	0	14
Stiemsma	0-1	0-0	0-0	0	0	0	0	1	0	0	4
Gullickson	0-0	0-0	0-0	0	0	0	0	0	0	0	1
Team				3							
Totals	20-49	5-15	19-27	34	14	64	9	7	3	7	200
	FG%: .408	3PT%: .333	FT%: .704								

Score by Periods:

Iowa	22	29	51
Wisconsin	28	36	64

Attendance: 17,190

(16) OHIO STATE 79, IOWA 48
January 9, 2008, Value City Arena, Columbus, OH

Iowa dropped its third straight conference game with a 79-48 loss at Ohio State.

The Hawkeyes trailed by four points, 18-14, after a three-point basket with just under 11 minutes to play in the first half when Ohio State took control. The Buckeyes used a 15-1 scoring run over a seven minute period to increase their advantage to 33-15. A 12-2 burst by Ohio State left the Buckeyes with a commanding 45-17 halftime advantage as Iowa matched its lowest scoring first half of the season.

The Buckeyes shot 58.8% from the field in the opening 20 minutes, controlled the rebounding (18-12) and collected five steals and had no turnovers. Iowa, on the other hand, shot just 28.6% from the field and aided the Buckeyes with nine turnovers.

Iowa improved its shooting in the second to 37.1%, but for the game shot 33.9% overall and just 18.2% (6-33) from three-point range against OSU's zone defense. OSU ended the game at 52.4% and held a 36-33 rebounding advantage.

Junior Tony Freeman led Iowa with a career-best 21 points. He added three assists and three rebounds. Cyrus Tate added 10 points and six rebounds and Justin Johnson had nine points and seven rebounds.

IOWA -- 49

Name	FG	3-PT	FT	RB	PF	TP	A	TO	BK	S	M
Tate	4-5	0-0	2-3	6	4	10	0	1	0	0	26
Gorney	0-1	0-0	1-2	3	2	1	1	0	0	0	23
Freeman	9-19	3-10	0-0	3	2	21	3	3	0	0	38
Johnson	3-13	3-13	0-0	7	0	9	2	4	1	0	38
Kelly	0-6	0-3	0-0	1	3	0	0	3	1	0	25
Angle	0-4	0-4	0-0	0	0	0	0	1	0	0	11
Bohall	0-1	0-1	0-0	0	1	0	2	0	0	0	9
Peterson	0-3	0-2	0-0	2	1	0	0	2	0	1	8
Looby	3-4	0-0	1-2	4	0	7	1	0	2	0	22
Team				7				1			
Totals	19-56	6-33	4-7	33	13	48	9	15	4	1	200
	FG%: .339	3PT%: .182	FT%: .571								

OHIO STATE -- 79

Name	FG	3-PT	FT	RB	PF	TP	A	TO	BK	S	MN
Turner	2-4	1-3	1-2	3	0	6	2	1	0	1	23
Koufos	3-7	0-1	0-0	3	1	6	1	0	0	0	18
Hunter	7-9	0-0	0-0	4	1	14	0	0	0	0	18
Butler	3-7	2-5	0-0	3	1	8	9	0	0	1	21
Lighty	6-8	2-2	0-1	3	1	14	3	1	0	3	21
Wallace	4-8	0-0	2-2	8	1	10	0	1	0	0	16
Hill	3-6	1-3	0-0	1	0	7	3	1	0	1	19
Peters	1-2	0-1	0-0	0	0	2	0	0	0	1	3
Madsen	0-1	0-0	0-0	2	0	0	1	0	0	0	13
Diebler	1-5	0-4	4-4	1	2	6	1	2	0	2	18
Titus	0-0	0-0	0-0	1	1	0	0	0	0	0	2
Terwilliger	1-2	0-1	0-0	0	0	2	0	0	0	0	9
Lauderdale	2-4	0-0	0-0	4	1	4	0	0	1	0	19
Team				3							
Totals	33-63	6-20	7-9	36	9	79	20	6	1	9	200
	FG%: .524	3PT%: .300	FT%: .778								

Score by Periods:

Iowa	17	31	48
Ohio State	45	34	79

Attendance: 18,473

2007-08 Game Summaries

(17) IOWAS 43, MICHIGAN STATE 36
January 12, 2008, Carver-Hawkeye Arena, Iowa City, IA

Iowa ended a three-game losing streak with a 43-36 win over sixth-ranked Michigan State in Iowa City, earning Coach Todd Lickliter his first win in the Big Ten Conference.

Michigan State scored the first seven points of the game and held an 18-9 advantage with 8:08 to play in the first half. The Spartans failed to score the rest of the half, as Iowa scored the final 11 points of the period to lead 20-18 at the break.

The Spartans ended their scoring draught two minutes into the second half, but Iowa answered each Spartan run to maintain a small advantage throughout the second half. Iowa led by five with 14 minutes remaining before the Spartans closed to within one on three occasions, the last at 35-34 with 3:48 remaining. Kurt Looby hit one of two free throws before Tony Freeman hit a three-point basket to give Iowa a 39-34 advantage with 1:12 remaining. Freeman added two free throws with 53 seconds to play and the Spartans were never closer than seven the rest of the way.

Iowa shot just 27.5% from the field and 55.2% from the free throw line, but the Hawkeyes had just 10 turnovers (four in the second half) and allowed Michigan State just four free throw attempts.

Michigan State shot just 30.8%, including 25% from three-point range (3-12) and the free throw line (1-4). MSU held a 40-35 rebounding advantage, but was guilty of 18 turnovers.

Freeman led Iowa with a career-best 22 points, hitting 5-9 treys and 7-9 free throws. He added four steals and three assists. Looby added nine points and eight rebounds and Tate collected nine points and seven rebounds.

MICHIGAN STATE -- 36

Name	FG	3-PT	FT	RB	PF	TP	A	TO	BK	S	MN
Morgan	5-12	0-1	0-2	4	4	10	0	4	0	2	30
Naymick	0-1	0-0	0-0	4	3	0	0	0	1	0	19
Suton	4-9	0-0	1-2	11	3	9	1	4	0	0	31
Walton	0-1	0-0	0-0	1	3	0	3	3	0	0	25
Neitzel	4-14	2-8	0-0	4	2	10	6	1	0	4	31
Ibok	1-1	0-0	0-0	2	2	2	0	2	0	0	4
Lucas	0-8	0-1	0-0	1	4	0	1	1	0	0	20
Allen	1-2	1-2	0-0	0	1	3	0	0	0	0	12
Summers	1-3	0-0	0-0	1	0	2	0	1	1	0	10
Dahlman	0-0	0-0	0-0	0	0	0	0	0	0	0	0+
Gray	0-1	0-0	0-0	8	3	0	0	2	0	0	18
Team				4							
Totals	16-52	3-12	1-4	40	25	36	11	18	2	6	200
	FG%: .308	3PT%: .250	FT%: .250								

IOWA -- 43

Name	FG	3-PT	FT	RB	PF	TP	A	TO	BK	S	M
Tate	2-3	0-0	5-12	7	2	9	0	0	0	2	28
Gorney	0-2	0-0	0-0	6	2	0	1	0	2	1	31
Freeman	5-12	5-9	7-9	2	2	22	3	4	0	4	38
Johnson	1-11	0-7	0-0	6	2	2	2	0	1	0	34
Kelly	0-5	0-3	1-2	4	0	1	0	2	0	0	34
Bohall	0-0	0-0	0-0	0	0	0	0	0	0	0	1
Peterson	0-2	0-2	0-0	1	1	0	2	2	0	0	12
Looby	3-5	0-0	3-6	8	1	9	1	0	0	0	22
Team				1				2			
Totals	11-40	5-21	16-29	35	10	43	9	10	3	7	200
	FG%: .275	3PT%: .238	FT%: .552								

Score by Periods:

Michigan State	18	18	36
Iowa	20	23	43

Attendance: 13,044

(18) PURDUE 67, IOWA 62
January 16, 2008, Carver-Hawkeye Arena, Iowa City, IA

Purdue had the last scoring streak in the second half and left Iowa City with a 67-62 win. Neither team led by more than five points in the first half, which ended with Purdue holding a 32-31 advantage. Overall, the game featured seven ties and 11 lead changes.

The Boilermakers used an 8-0 scoring run to take a 40-33 advantage three minutes into the second half. Iowa answered with a 12-0 run, taking a 45-40 advantage with just under 12 minutes to play. That's when Purdue responded with a 12-0 run of its own for a 52-45 advantage with nine minutes to play.

The Hawkeyes cut the deficit to three, 54-51, before the Boilermakers hit a three-point shot just before the shot clock expired with five minutes left in the game. Iowa rallied again, closing to 59-56 on a rebound basket by Seth Gorney at the 1:40 mark. Purdue added a basket with 49 seconds remaining and added six straight free throws in the final 30 seconds to secure the win.

Iowa shot 43.5% from the field and 77.3% from the foul line while holding a 33-30 rebounding advantage. While Purdue shot just 38.6% overall, it did connect on 11-24 (45.8%) three-point attempts and all 12 of its free throws.

The Hawkeye offense featured one of its most balanced games of the season, with four starters scoring in double figures. Tony Freeman led the scoring with 19 points, while Jake Kelly added 12 and Gorney and Cyrus Tate each had 10. Justin Johnson led Iowa with nine rebounds, Gorney had eight and Kurt Looby contributed five blocked shots.

PURDUE -- 67

Name	FG	3-PT	FT	RB	PF	TP	A	TO	BK	S	M
Johnson	0-2	0-0	0-0	3	1	0	2	0	1	1	11
Kramer	3-6	0-2	0-0	1	4	6	2	2	0	1	34
Grant	6-11	4-6	6-6	4	3	22	1	2	0	1	29
Green	0-4	0-3	0-0	3	0	0	2	0	0	0	13
Moore	5-10	3-5	0-0	4	3	13	2	3	0	1	25
Hummel	3-8	1-2	6-6	2	4	13	5	2	1	1	29
Crump	0-2	0-0	0-0	1	2	0	0	0	0	0	13
Martin	3-9	1-3	0-0	4	2	7	1	3	0	1	27
Calasan	2-5	2-3	0-0	4	1	6	0	0	1	0	19
Team				4							
Totals	22-57	11-24	12-12	30	20	67	15	12	3	6	200
	FG%: .386	3PT%: .458	FT%: .100								

IOWA -- 62

Name	FG	3-PT	FT	RB	PF	TP	A	TO	BK	S	MN
Tate	3-3	0-0	4-8	5	4	10	0	2	0	1	28
Gorney	5-6	0-0	0-0	8	2	10	2	3	0	0	30
Freeman	5-18	3-9	6-7	2	0	19	4	0	0	2	39
Johnson	2-8	1-4	2-2	9	2	7	3	1	0	0	39
Kelly	3-6	1-2	5-5	1	2	12	2	6	1	1	31
Angle	0-0	0-0	0-0	0	0	0	0	0	0	0	0+
Peterson	2-5	0-1	0-0	1	0	4	2	2	0	0	11
Looby	0-0	0-0	0-0	6	3	0	1	0	5	1	22
Team				1							
Totals	20-46	5-16	17-22	33	13	62	14	14	6	5	200
	FG%: .435	3PT%: .313	FT%: .773								

Score by Periods:

Purdue	32	35	67
Iowa	31	31	62

Attendance: 9,701

2007-08 Game Summaries

(19) IOWA 68, MICHIGAN 60
January 19, 2008, Crisler Arena, Ann Arbor, MI

Iowa overcame an early deficit and held off a late rally in taking a 68-60 win at Michigan. Michigan led 9-2 after three minutes as Iowa started slowly on offense. Iowa scored the last eight points of the first half over the final three minutes to take a 29-27 advantage at the break. Iowa shot just 38.5% in the first 20 minutes, including 30.8% from three-point range.

The Hawkeyes outscored Michigan 12-3 over the first eight minutes of the second half to maintain control. Iowa built its advantage to as many as 16 points (52-36) with just under six minutes to play before the Wolverines rallied. Michigan found the range from three-point distance and quickly closed the gap, using a four-point play with 1:22 remaining to cut the margin to four. Jeff Peterson and Jake Kelly each added two free throws and Tony Freeman made 6-9 free shots in the final minutes as the Hawkeyes held on for its third straight win in Ann Arbor.

Iowa shot 61.9% from the field in the second half and 48.9% for the game. Iowa also held a 37-25 rebounding advantage and has a season-low nine personal fouls. Freeman led Iowa's scoring attack with a career-best 28 points, including six three-point baskets.

Junior forward Cyrus Tate recorded career-bests in points (21) and rebounds (11), recording the second double-double of his career. Senior Seth Gorney led Iowa with a career-high 12 rebounds and freshman guard Jeff Peterson matched a career-high with nine assists.

IOWA -- 68

Name	FG	3-PT	FT	RB	PF	TP	A	TO	BK	S	MN
Kelly	2-6	0-2	2-2	0	2	6	1	1	1	0	29
Tate	8-10	0-0	5-11	11	2	21	0	2	0	0	33
Gorney	2-5	0-0	0-0	12	1	4	2	2	0	1	36
Freeman	8-14	6-11	6-9	5	2	28	1	4	0	0	40
Johnson	1-6	1-5	0-0	1	1	3	2	1	0	0	23
Peterson	0-4	0-1	2-2	3	1	2	9	2	0	1	28
Looby	2-2	0-0	0-0	3	0	4	0	2	1	0	11
Team				2							
Totals	23-47	7-19	15-24	37	9	68	15	14	2	2	200
	FG%:	.489	3PT%:	.368		FT%:	.625				

MICHIGAN -- 62

Name	FG	3-PT	FT	RB	PF	TP	A	TO	BK	S	M
Shepherd	5-7	1-2	0-0	3	2	11	1	1	0	1	31
Sims	6-15	5-10	1-2	4	3	18	1	3	1	2	33
Udoh	1-3	0-0	1-2	0	1	3	0	1	2	0	18
Lee	1-2	0-1	0-0	2	1	2	1	0	0	2	15
Harris	4-12	1-3	2-2	6	5	11	3	4	0	2	37
Coleman	0-0	0-0	0-0	1	0	0	0	0	0	0	3
Grady	2-4	2-4	0-0	2	2	6	4	1	0	0	17
Wright	0-4	0-3	0-0	1	1	0	1	1	0	0	13
Gibson	3-7	2-5	0-0	5	2	8	1	1	2	0	22
Merritt	0-0	0-0	1-2	1	1	1	1	0	0	0	11
Team				0							
Totals	22-54	11-28	5-8	25	18	60	13	12	5	7	200
	FG%:	.407	3PT%:	.393		FT%:	.625				

Score by Periods:

Iowa	29	39	68
Michigan	27	33	60

Attendance: 11,638