



# NCAA Gymnastics Score Sheet

Teams: Home Univ. of Illinois Visitor Univ. of Iowa

Date Mar 27, 2015 Place Penn State University Attendance 0

Name		D	1	2	3	4	nd	AVE	Name		D	1	2	3	4	nd	AVE	
FLOOR	1	Joey Peters	113	5.80	8.80	9.00			14.700	1	Lance Alberhasky	201	5.30	8.70	8.80			14.050
	2	Matthew Foster	105	5.50	9.20	9.00		-0.1	14.500	2	Cory Paterson	214	5.50	8.20	8.30		-0.3	13.450
	3	Fred Hartville	107	5.70	7.60	7.90			13.450	3	Jack Boyle	204	5.70	9.00	8.80			14.600
	4	Bobby Baker	101	6.00	8.70	8.80			14.750	4	Cyrus Dobre-Mofid	205	5.60	9.20	9.30			14.850
	5	C.J. Maestas	108	6.30	8.80	9.00			15.200	5	Matthew Loochtan	210	5.60	8.90	9.00			14.550

Floor Score: **72.600** Running Score: **72.600** Floor Score: **71.500** Running Score: **71.500**

POMMEL	1	Bobby Baker	101	5.60	8.80	8.90			14.450	1	Emmanuel Monroy	211	5.10	8.20	8.40			13.400
	2	Jacob Tilslev	115	5.50	8.50	8.50			14.000	2	Del Vecchio Orozco	212	5.70	8.50	8.70			14.300
	3	C.J. Maestas	108	5.90	7.90	7.70			13.700	3	Elijah Parsells	213	5.70	8.80	8.60			14.400
	4	Matthew Foster	105	6.30	8.40	8.60			14.800	4	Austin Hodges	209	5.40	9.00	9.20			14.500
	5	Logan Bradley	102	5.70	8.50	8.70			14.300	5	Douglas Sullivan	217	6.10	8.40	8.30			14.450

Pommel Score: **71.250** Running Score: **143.850** Pommel Score: **71.050** Running Score: **142.550**

RINGS	1	Joey Peters	113	6.00	8.80	9.00			14.900	1	Andrew Botto	203	6.10	8.20	8.00			14.200
	2	Mike Wilner	119	6.50	8.90	9.10			15.500	2	Lance Alberhasky	201	5.90	8.70	8.90			14.700
	3	C.J. Maestas	108	6.00	8.70	8.90			14.800	3	Jack Boyle	204	6.30	8.40	8.70			14.850
	4	Max Mavr	109	5.50	9.10	8.90			14.500	4	Matthew Loochtan	210	6.20	9.00	8.90			15.150
	5	Bobby Baker	101	5.70	9.10	9.00			14.750	5	William Albert	202	6.00	8.70	8.80			14.750

Rings Score: **74.450** Running Score: **218.300** Rings Score: **73.650** Running Score: **216.200**

VAULT	1	Joey Peters	113	5.20	9.50	9.50			14.700	1	Cory Paterson	214	4.80	9.40	9.40			14.200
	2	C.J. Maestas	108	5.20	9.60	9.50			14.750	2	William Albert	202	5.20	9.00	9.10			14.250
	3	Thomas Gibbs	106	5.20	9.50	9.40			14.650	3	Cyrus Dobre-Mofid	205	5.20	9.10	9.30			14.400
	4	Bobby Baker	101	5.60	9.40	9.50			15.050	4	Andrew Botto	203	5.20	9.30	9.20			14.450
	5	Fred Hartville	107	5.60	9.30	9.30		-0.1	14.800	5	Matthew Loochtan	210	5.60	8.40	8.30			13.950

Vault Score: **73.950** Running Score: **292.250** Vault Score: **71.250** Running Score: **287.450**

P.BAR	1	Joey Peters	113	5.70	7.80	8.30			13.750	1	Matthew Loochtan	210	5.50	9.40	9.30			14.850
	2	Max Mavr	109	5.60	8.90	9.20			14.650	2	Dylan Ellsworth	206	5.10	6.80	7.40			12.200
	3	C.J. Maestas	108	5.90	9.00	9.30			15.050	3	Lance Alberhasky	201	5.60	8.50	8.80			14.250
	4	Bobby Baker	101	5.80	8.20	8.40			14.100	4	Cyrus Dobre-Mofid	205	5.80	9.30	9.20			15.050
	5	Jordan Valdez	117	5.80	9.30	9.40			15.150	5	Jack Boyle	204	5.80	8.20	8.70			14.250

P. Bar Score: **72.700** Running Score: **364.950** P. Bar Score: **70.600** Running Score: **358.050**

H.BAR	1	Max Mavr	109	5.50	8.40	8.30			13.850	1	Del Vecchio Orozco	212	5.30	8.70	8.50			13.900
	2	Joey Peters	113	5.70	9.00	8.80			14.600	2	Cyrus Dobre-Mofid	205	5.10	8.00	8.30			13.250
	3	C.J. Maestas	108	5.90	7.70	7.60			13.550	3	Lance Alberhasky	201	5.60	7.80	8.10			13.550
	4	Bobby Baker	101	5.20	8.70	8.90			14.000	4	Jack Boyle	204	6.10	8.40	8.20			14.400
	5	Jordan Valdez	117	5.90	9.30	9.20			15.150	5	Cory Paterson	214	5.80	8.60	8.70			14.450

H. Bar Score: **71.150** Running Score: **436.100** H. Bar Score: **69.550** Running Score: **427.600**

Final Team Score: 436.100

Final Team Score: 427.600

### All-Arounders

### All-Arounders

	Baker	Maestas															
FX	14.750	15.200															
PH	14.450	13.700															
SR	14.750	14.800															
VT	15.050	14.750															
PB	14.100	15.050															
HB	14.000	13.550															
AA	87.100	87.050															

Judge's Signatures \* FX George Krenk \* PH Clay Strother \* SR Tom Dunn \* VT Dave Eppert \* PB Butch Zurich \* HB Toby Karnehm  
 \* Head Judge  
 FX Jim Benson, Dave Hirst PH Greg Didech, Brent Simmo SR Chris Adams, Mike Hoskov VT Forrest Francis, Andy Brow PB Tom Varner, Gerrit DeJong HB Dan Bachman, Zach Gagno  
 Coach's Signature \_\_\_\_\_ Coach's Signature \_\_\_\_\_

# NCAA Gymnastics Score Sheet

Teams: Home Univ. of Michigan Visitor Univ. of Minnesota

Date Mar 27, 2015 Place Penn State University Attendance 0

		D						AVE														
		1	2	3	4	nd																
FLOOR	1	Taylor Harrower	306	5.60	8.60	8.60						14.200	1	Jack Kramer	408	5.90	8.20	8.00				14.000
	2	Paul Rizkalla	315	5.90	9.00	9.20						15.000	2	Alex Wittenberg	418	5.90	8.90	9.10				14.900
	3	Hub Humphrey	307	5.80	8.90	8.90						14.700	3	Joel Gagnon	406	6.00	9.30	9.40				15.350
	4	Anthony Stefanelli	316	6.00	9.20	9.10						15.150	4	Sean Bauer	402	6.20	8.90	8.70				15.000
	5	Stacey Ervin	305	6.90	9.30	9.20						16.150	5	Zach Liebler	409	6.00	8.40	8.60			-0.3	14.200

Floor Score: **75.200** Running Score: **75.200** Floor Score: **73.450** Running Score: **73.450**

		D						AVE														
		1	2	3	4	nd																
POMMEL	1	Mark Panhorst	313	5.60	8.40	8.20						13.900	1	Jack Kramer	408	4.60	8.70	8.50				13.200
	2	Adrian de los Angeles	321	5.90	8.50	8.20						14.250	2	Danny DiBenedetto	404	5.50	8.00	8.20				13.600
	3	Dylan James	309	6.00	7.40	7.30						13.350	3	Tristan Duran	405	5.20	8.90	9.00				14.150
	4	Nick Hunter	308	5.90	8.80	8.50						14.550	4	Paul Montague	412	6.10	8.50	8.50				14.600
	5	Nolan Novak	312	6.20	8.60	8.30						14.650	5	Ellis Mannon	410	6.00	9.00	9.00				15.000

Pommel Score: **70.700** Running Score: **145.900** Pommel Score: **70.550** Running Score: **144.000**

		D						AVE														
		1	2	3	4	nd																
RINGS	1	Hub Humphrey	307	5.90	8.70	8.90						14.700	1	Mitchell Soukup	416	5.40	9.00	9.00				14.400
	2	Dmitri Belanovski	302	5.60	9.20	9.10						14.750	2	Sean Bauer	402	5.50	9.00	8.80				14.400
	3	Adrian de los Angeles	321	5.70	8.30	8.40						14.050	3	Paul Montague	412	5.50	8.60	8.50				14.050
	4	Paul Rizkalla	315	6.20	8.30	8.20						14.450	4	Steve Jaciuk	407	5.60	9.30	9.40				14.950
	5	Colin Mahar	311	6.00	9.30	9.20						15.250	5	Jack Metcalf	411	6.10	9.00	8.90				15.050

Rings Score: **73.200** Running Score: **219.100** Rings Score: **72.850** Running Score: **216.850**

		D						AVE														
		1	2	3	4	nd																
VAULT	1	Tristian Perez-Rivera	314	5.60	8.80	8.80						14.400	1	Tristan Duran	405	5.20	9.20	9.20				14.400
	2	Michael Strathern	317	5.60	9.60	9.50						15.150	2	Joel Gagnon	406	5.20	9.00	9.10			-0.1	14.150
	3	Anthony Stefanelli	316	5.60	9.10	9.20						14.750	3	Sean Bauer	402	5.20	9.40	9.40				14.600
	4	Stacey Ervin	305	5.60	9.20	9.20						14.800	4	Ellis Mannon	410	5.20	9.20	9.10			-0.1	14.250
	5	Paul Rizkalla	315	5.60	8.60	8.60						14.200	5	Yaroslav Pochinka	413	5.60	9.50	9.50				15.100

Vault Score: **73.300** Running Score: **292.400** Vault Score: **72.500** Running Score: **289.350**

		D						AVE														
		1	2	3	4	nd																
P.BAR	1	Mark Panhorst	313	5.40	9.10	9.10						14.500	1	Jalon Stephens	417	5.40	9.50	9.60				14.950
	2	Dmitri Belanovski	302	5.60	8.90	9.10						14.600	2	Tristan Duran	405	6.00	8.60	8.80				14.700
	3	Adrian de los Angeles	321	5.70	7.40	7.00						12.900	3	Paul Montague	412	6.00	8.80	9.10				14.950
	4	Stacey Ervin	305	5.50	9.30	9.40						14.850	4	Ellis Mannon	410	6.00	8.10	8.10				14.100
	5	Nick Hunter	308	6.20	9.30	9.20						15.450	5	Steve Jaciuk	407	6.50	8.70	9.00				15.350

P. Bar Score: **72.300** Running Score: **364.700** P. Bar Score: **74.050** Running Score: **363.400**

		D						AVE														
		1	2	3	4	nd																
H.BAR	1	Michael Strathern	317	5.50	8.40	8.30						13.850	1	Danny DiBenedetto	404	5.50	8.90	8.80				14.350
	2	Dmitri Belanovski	302	5.80	8.40	8.40						14.200	2	Joel Gagnon	406	5.20	8.30	8.30				13.500
	3	Adrian de los Angeles	321	5.50	8.70	8.90						14.300	3	Jalon Stephens	417	5.50	8.30	8.20				13.750
	4	Stacey Ervin	305	5.50	9.00	9.00						14.500	4	Paul Montague	412	5.70	8.50	8.70				14.300
	5	Nick Hunter	308	5.70	7.40	7.60						13.200	5	Steve Jaciuk	407	5.70	8.70	8.80				14.450

H. Bar Score: **70.050** Running Score: **434.750** H. Bar Score: **70.350** Running Score: **433.750**

Final Team Score: **434.750**

Final Team Score: **433.750**

**All-Arounders**

**All-Arounders**

	Ervin	Mannon
FX	16.150	14.300
PH	11.250	15.000
SR	13.900	13.600
VT	14.800	14.250
PB	14.850	14.100
HB	14.500	14.150
AA	85.450	85.400

Judge's Signatures \* FX George Krenk \* PH Clay Strother \* SR Tom Dunn \* VT Dave Eppert \* PB Butch Zurich \* HB Toby Karnehm  
 \* Head Judge  
 FX Jim Benson, Dave Hirst PH Greg Didech, Brent Simmo SR Chris Adams, Mike Hoskov VT Forrest Francis, Andy Brow PB Tom Varner, Gerrit DeJong HB Dan Bachman, Zach Gagno  
 Coach's Signature \_\_\_\_\_ Coach's Signature \_\_\_\_\_

# NCAA Gymnastics Score Sheet

Teams: Home Univ. of Nebraska Visitor \_\_\_\_\_

Date Mar 27, 2015 Place Penn State University Attendance 0

		Name	D	1	2	3	4	nd	AVE	Name	D	1	2	3	4	nd	AVE
F L O O R	1	Coleman Tokar	519	5.80	7.60	7.30			13.250								
	2	Andrew House	507	5.70	9.10	8.90			-0.1	14.600							
	3	Travis Gollott	506	6.10	9.00	8.70				14.950							
	4	Kyle King	509	5.90	9.30	9.30				15.200							
	5	Christopher Stephens	518	6.10	8.90	9.10			-0.3	14.800							

Floor Score: **72.800** Running Score: **72.800** Floor Score: **0.000** Running Score: **0.000**

P O M M E L	1	Ryan Irick	508	5.10	8.40	8.40			13.500								
	2	Andrew House	507	5.80	8.70	8.80				14.550							
	3	Travis Gollott	506	5.30	8.00	8.20				13.400							
	4	Kyle King	509	5.00	8.00	7.80				12.900							
	5	Ethan Lottman	513	5.80	7.60	7.50				13.350							

Pommel Score: **67.700** Running Score: **140.500** Pommel Score: **0.000** Running Score: **0.000**

R I N G S	1	Coleman Tokar	519	4.90	8.30	8.20			13.150								
	2	Sam Chamberlain	503	5.10	9.00	9.10				14.150							
	3	Ryan Irick	508	5.60	8.70	8.70				14.300							
	4	Alex Magsam	514	5.70	8.60	8.40				14.200							
	5	Austin Epperson	504	5.40	8.90	9.10				14.400							

Rings Score: **70.200** Running Score: **210.700** Rings Score: **0.000** Running Score: **0.000**

V A U L T	1	Connor Adamsick	501	5.20	8.90	8.80			14.050								
	2	Louis Klein	510	5.20	8.90	9.00				14.150							
	3	Travis Gollott	506	5.60	8.30	8.10				13.800							
	4	Sam Chamberlain	503	5.30	9.60	9.70				14.950							
	5	Kyle King	509	5.60	9.40	9.30				14.950							

Vault Score: **71.900** Running Score: **282.600** Vault Score: **0.000** Running Score: **0.000**

P B A R S	1	Alex Magsam	514	4.80	8.40	8.40			13.200								
	2	Travis Gollott	506	4.90	9.10	8.90				13.900							
	3	Kyle King	509	4.80	8.70	8.80				13.550							
	4	Christopher Stephens	518	5.40	9.10	8.90				14.400							
	5	Sam Chamberlain	503	5.80	9.20	9.00				14.900							

P. Bar Score: **69.950** Running Score: **352.550** P. Bar Score: **0.000** Running Score: **0.000**

H B A R	1	Ethan Lottman	513	5.10	7.00	7.00			12.100								
	2	Travis Gollott	506	5.20	8.40	8.20				13.500							
	3	Austin Epperson	504	5.40	8.60	8.70				14.050							
	4	Christopher Stephens	518	5.10	8.60	8.40				13.600							
	5	Louis Klein	510	5.70	8.50	8.70				14.300							

H. Bar Score: **67.550** Running Score: **420.100** H. Bar Score: **0.000** Running Score: **0.000**

Final Team Score: 420.100

Final Team Score: 0.000

**All-Arounders**

**All-Arounders**

	Gollott																
FX	14.950																
PH	13.400																
SR	13.150																
VT	13.800																
PB	13.900																
HB	13.500																
AA	82.700																







Judge's Signatures \* FX \_\_\_\_\_ \* PH \_\_\_\_\_ \* SR \_\_\_\_\_ \* VT \_\_\_\_\_ \* PB \_\_\_\_\_ \* HB \_\_\_\_\_  
 George Krenk Clay Strother Tom Dunn Dave Eppert Butch Zurich Toby Karnehm  
 \* Head Judge  
 FX \_\_\_\_\_ PH \_\_\_\_\_ SR \_\_\_\_\_ VT \_\_\_\_\_ PB \_\_\_\_\_ HB \_\_\_\_\_  
 Jim Benson, Dave Hirst Greg Didech, Brent Simmo Chris Adams, Mike Hoskov Forrest Francis, Andy Brow Tom Varner, Gerrit DeJong Dan Bachman, Zach Gagno  
 Coach's Signature \_\_\_\_\_ Coach's Signature \_\_\_\_\_

# 2015 Big Ten Championships

## Team Results

Men / SR  
Session: 1

Mar 27, 2015

Rank	Gym	Team	Score						
1	PSU	X	<b>436.700</b>	74.800 2	69.250 5	74.950 1	73.750 3	72.600 3T	72.350 2
2	Illinois	X	<b>436.100</b>	72.600 5	71.250 1	74.450 2	73.950 1	72.700 2	71.150 3
3	Michigan	X	<b>434.750</b>	75.200 1	70.700 3	73.200 4	73.300 4	72.300 5	70.050 5
4	Minnesota	X	<b>433.750</b>	73.450 3	70.550 4	72.850 5	72.500 5	74.050 1	70.350 4
5	OSU	X	<b>429.350</b>	71.600 6	65.950 7	71.700 6	73.850 2	72.600 3T	73.650 1
6	Iowa	X	<b>427.600</b>	71.500 7	71.050 2	73.650 3	71.250 7	70.600 6	69.550 6
7	Neb	X	<b>420.100</b>	72.800 4	67.700 6	70.200 7	71.900 6	69.950 7	67.550 7







# 2015 Big Ten Championships

## Event Results - AA

Mar 27, 2015

Page: 1  
Printed: 3/27/2015 9:26 PM

Men / SR  
Session: 1

Rank	Num	Name	Gym							AA
1	708	Matthew Felleman	PSU	14.900	13.800	14.200	14.700	14.500	15.100	87.200
2	101	Bobby Baker	Illinois	14.750	14.450	14.750	15.050	14.100	14.000	87.100
3	108	C.J. Maestas	Illinois	15.200	13.700	14.800	14.750	15.050	13.550	87.050
4	616	Drew Moling	OSU	14.050	13.300	14.800	14.200	14.950	15.000	86.300
5	305	Stacey Ervin	Michigan	16.150	11.250	13.900	14.800	14.850	14.500	85.450
6	410	Ellis Mannon	Minnesota	14.300	15.000	13.600	14.250	14.100	14.150	85.400
7	506	Travis Gollott	Neb	14.950	13.400	13.150	13.800	13.900	13.500	82.700

# 2015 Big Ten Championships

## Event Results - Floor

Mar 27, 2015

Page: 1  
Printed: 3/27/2015 9:26 PM

Men / SR  
Session: 1



Rank	Num	Name	Gym	Diff	E1	E2	Exec	ND	Score
1	305	Stacey Ervin	Michigan	6.900	9.300	9.200	9.250	..	<b>16.150</b>
2	406	Joel Gagnon	Minnesota	6.000	9.300	9.400	9.350	..	<b>15.350</b>
3	712	Thad Lawson	PSU	6.100	9.100	9.200	9.150	..	<b>15.250</b>
4T	509	Kyle King	Neb	5.900	9.300	9.300	9.300	..	<b>15.200</b>
4T	108	C.J. Maestas	Illinois	6.300	8.800	9.000	8.900	..	<b>15.200</b>
6	316	Anthony Stefanelli	Michigan	6.000	9.200	9.100	9.150	..	<b>15.150</b>
7	711	Trevor Howard	PSU	6.500	8.500	8.700	8.600	..	<b>15.100</b>
8T	315	Paul Rizkalla	Michigan	5.900	9.000	9.200	9.100	..	<b>15.000</b>
8T	402	Sean Bauer	Minnesota	6.200	8.900	8.700	8.800	..	<b>15.000</b>
10	506	Travis Gollott	Neb	6.100	9.000	8.700	8.850	..	<b>14.950</b>
11T	418	Alex Wittenberg	Minnesota	5.900	8.900	9.100	9.000	..	<b>14.900</b>
11T	708	Matthew Felleman	PSU	6.000	8.900	8.900	8.900	..	<b>14.900</b>
13	205	Cyrus Dobre-Mofid	Iowa	5.600	9.200	9.300	9.250	..	<b>14.850</b>
14T	518	Christopher Stephe	Neb	6.100	8.900	9.100	9.000	-0.3	<b>14.800</b>
14T	713	Christian McSwain	PSU	6.000	8.700	8.900	8.800	..	<b>14.800</b>
16T	101	Bobby Baker	Illinois	6.000	8.700	8.800	8.750	..	<b>14.750</b>
16T	706	Dominic DiFulvio	PSU	6.200	8.500	8.600	8.550	..	<b>14.750</b>
18T	621	Andrew Teal	OSU	5.600	9.100	9.100	9.100	..	<b>14.700</b>
18*	307	Hub Humphrey	Michigan	5.800	8.900	8.900	8.900	..	<b>14.700</b>
18*	113	Joey Peters	Illinois	5.800	8.800	9.000	8.900	..	<b>14.700</b>
21	618	Emeric Quade	OSU	6.000	8.600	8.700	8.650	..	<b>14.650</b>
22T	507	Andrew House	Neb	5.700	9.100	8.900	9.000	-0.1	<b>14.600</b>
22T	204	Jack Boyle	Iowa	5.700	9.000	8.800	8.900	..	<b>14.600</b>
24	210	Matthew Loochtan	Iowa	5.600	8.900	9.000	8.950	..	<b>14.550</b>
25	105	Matthew Foster	Illinois	5.500	9.200	9.000	9.100	-0.1	<b>14.500</b>
26T	410	Ellis Mannon	Minnesota	5.200	9.000	9.200	9.100	..	<b>14.300</b>
26T	614	Logan Melander	OSU	5.400	9.000	8.800	8.900	..	<b>14.300</b>
28	623	Meyer Williams	OSU	5.600	8.500	8.800	8.650	..	<b>14.250</b>
29T	306	Taylor Harrower	Michigan	5.600	8.600	8.600	8.600	..	<b>14.200</b>
29T	409	Zach Liebler	Minnesota	6.000	8.400	8.600	8.500	-0.3	<b>14.200</b>
31*	616	Drew Moling	OSU	5.300	8.800	8.700	8.750	..	<b>14.050</b>
31*	201	Lance Alberhasky	Iowa	5.300	8.700	8.800	8.750	..	<b>14.050</b>
33	408	Jack Kramer	Minnesota	5.900	8.200	8.000	8.100	..	<b>14.000</b>
34	624	Alexander Wilson	OSU	5.600	8.300	8.500	8.400	-0.3	<b>13.700</b>
35T	214	Cory Paterson	Iowa	5.500	8.200	8.300	8.250	-0.3	<b>13.450</b>
35T	107	Fred Hartville	Illinois	5.700	7.600	7.900	7.750	..	<b>13.450</b>
37	519	Coleman Tokar	Neb	5.800	7.600	7.300	7.450	..	<b>13.250</b>

# 2015 Big Ten Championships

## Event Results - Pommel

Mar 27, 2015

Page: 1  
Printed: 3/27/2015 9:34 PM

Men / SR  
Session: 1



Rank	Num	Name	Gym	Diff	E1	E2	Exec	ND	Score
1	710	Craig Hernandez	PSU	6.200	8.900	9.100	9.000	..	<b>15.200</b>
2	410	Ellis Mannon	Minnesota	6.000	9.000	9.000	9.000	..	<b>15.000</b>
3	105	Matthew Foster	Illinois	6.300	8.400	8.600	8.500	..	<b>14.800</b>
4	312	Nolan Novak	Michigan	6.200	8.600	8.300	8.450	..	<b>14.650</b>
5	412	Paul Montague	Minnesota	6.100	8.500	8.500	8.500	..	<b>14.600</b>
6T	507	Andrew House	Neb	5.800	8.700	8.800	8.750	..	<b>14.550</b>
6T	308	Nick Hunter	Michigan	5.900	8.800	8.500	8.650	..	<b>14.550</b>
8	209	Austin Hodges	Iowa	5.400	9.000	9.200	9.100	..	<b>14.500</b>
9T	101	Bobby Baker	Illinois	5.600	8.800	8.900	8.850	..	<b>14.450</b>
9T	217	Douglas Sullivan	Iowa	6.100	8.400	8.300	8.350	..	<b>14.450</b>
11	213	Elijah Parsells	Iowa	5.700	8.800	8.600	8.700	..	<b>14.400</b>
12*	212	Del Vecchio Orozco	Iowa	5.700	8.500	8.700	8.600	..	<b>14.300</b>
12*	102	Logan Bradley	Illinois	5.700	8.500	8.700	8.600	..	<b>14.300</b>
14	321	Adrian de los Angel	Michigan	5.900	8.500	8.200	8.350	..	<b>14.250</b>
15	405	Tristan Duran	Minnesota	5.200	8.900	9.000	8.950	..	<b>14.150</b>
16	115	Jacob Tilsley	Illinois	5.500	8.500	8.500	8.500	..	<b>14.000</b>
17	703	Leroy Clarke, Jr.	PSU	5.700	8.200	8.300	8.250	..	<b>13.950</b>
18	313	Mark Panhorst	Michigan	5.600	8.400	8.200	8.300	..	<b>13.900</b>
19	708	Matthew Felleman	PSU	5.400	8.300	8.500	8.400	..	<b>13.800</b>
20T	622	Cody Teaney	OSU	5.500	8.200	8.200	8.200	..	<b>13.700</b>
20T	704	Colin Coates	PSU	5.600	8.200	8.000	8.100	..	<b>13.700</b>
20T	108	C.J. Maestas	Illinois	5.900	7.900	7.700	7.800	..	<b>13.700</b>
23	404	Danny DiBenedetto	Minnesota	5.500	8.000	8.200	8.100	..	<b>13.600</b>
24	508	Ryan Irick	Neb	5.100	8.400	8.400	8.400	..	<b>13.500</b>
25T	211	Emmanuel Monroy	Iowa	5.100	8.200	8.400	8.300	..	<b>13.400</b>
25T	506	Travis Gollott	Neb	5.300	8.000	8.200	8.100	..	<b>13.400</b>
27T	513	Ethan Lottman	Neb	5.800	7.600	7.500	7.550	..	<b>13.350</b>
27T	309	Dylan James	Michigan	6.000	7.400	7.300	7.350	..	<b>13.350</b>
29T	617	Alex Nork	OSU	5.000	8.200	8.400	8.300	..	<b>13.300</b>
29T	616	Drew Moling	OSU	5.400	7.800	8.000	7.900	..	<b>13.300</b>
31	625	Donald Yeager	OSU	5.200	8.000	8.100	8.050	..	<b>13.250</b>
32	408	Jack Kramer	Minnesota	4.600	8.700	8.500	8.600	..	<b>13.200</b>
33	509	Kyle King	Neb	5.000	8.000	7.800	7.900	..	<b>12.900</b>
34	719	Alexis Torres	PSU	5.400	7.300	7.100	7.200	..	<b>12.600</b>
35	614	Logan Melander	OSU	4.900	7.400	7.600	7.500	..	<b>12.400</b>
36	305	Stacey Ervin	Michigan	4.800	6.400	6.500	6.450	..	<b>11.250</b>



# 2015 Big Ten Championships

## Event Results - Vault

Mar 27, 2015

Page: 1  
Printed: 3/27/2015 9:26 PM

Men / SR  
Session: 1



Rank	Num	Name	Gym	Diff	E1	E2	Exec	ND	Score
1*	624	Alexander Wilson	OSU	5.600	9.600	9.500	9.550	..	<b>15.150</b>
1*	317	Michael Strathern	Michigan	5.600	9.600	9.500	9.550	..	<b>15.150</b>
3	413	Yaroslav Pochinka	Minnesota	5.600	9.500	9.500	9.500	..	<b>15.100</b>
4T	712	Thad Lawson	PSU	5.300	9.700	9.800	9.750	..	<b>15.050</b>
4*	711	Trevor Howard	PSU	5.600	9.400	9.500	9.450	..	<b>15.050</b>
4*	101	Bobby Baker	Illinois	5.600	9.400	9.500	9.450	..	<b>15.050</b>
7T	503	Sam Chamberlain	Neb	5.300	9.600	9.700	9.650	..	<b>14.950</b>
7*	613	Larry Mayer	OSU	5.600	9.300	9.400	9.350	..	<b>14.950</b>
7*	509	Kyle King	Neb	5.600	9.400	9.300	9.350	..	<b>14.950</b>
10T	606	Seth Delbridge	OSU	5.300	9.500	9.500	9.500	..	<b>14.800</b>
10T	107	Fred Hartville	Illinois	5.600	9.300	9.300	9.300	-0.1	<b>14.800</b>
10T	305	Stacey Ervin	Michigan	5.600	9.200	9.200	9.200	..	<b>14.800</b>
13T	108	C.J. Maestas	Illinois	5.200	9.600	9.500	9.550	..	<b>14.750</b>
13T	621	Andrew Teal	OSU	5.600	9.200	9.300	9.250	-0.1	<b>14.750</b>
13T	316	Anthony Stefanelli	Michigan	5.600	9.100	9.200	9.150	..	<b>14.750</b>
16*	708	Matthew Felleman	PSU	5.200	9.500	9.500	9.500	..	<b>14.700</b>
16*	113	Joey Peters	Illinois	5.200	9.500	9.500	9.500	..	<b>14.700</b>
18	106	Thomas Gibbs	Illinois	5.200	9.500	9.400	9.450	..	<b>14.650</b>
19	402	Sean Bauer	Minnesota	5.200	9.400	9.400	9.400	..	<b>14.600</b>
20	719	Alexis Torres	PSU	5.600	8.900	8.900	8.900	..	<b>14.500</b>
21T	203	Andrew Botto	Iowa	5.200	9.300	9.200	9.250	..	<b>14.450</b>
21T	707	Tristan Duverglas	PSU	6.000	8.500	8.400	8.450	..	<b>14.450</b>
23*	405	Tristan Duran	Minnesota	5.200	9.200	9.200	9.200	..	<b>14.400</b>
23*	205	Cyrus Dobre-Mofid	Iowa	5.200	9.100	9.300	9.200	..	<b>14.400</b>
23T	314	Tristian Perez-Rive	Michigan	5.600	8.800	8.800	8.800	..	<b>14.400</b>
26T	410	Ellis Mannon	Minnesota	5.200	9.200	9.100	9.150	-0.1	<b>14.250</b>
26T	202	William Albert	Iowa	5.200	9.000	9.100	9.050	..	<b>14.250</b>
28T	214	Cory Paterson	Iowa	4.800	9.400	9.400	9.400	..	<b>14.200</b>
28T	616	Drew Moling	OSU	5.600	8.700	8.700	8.700	-0.1	<b>14.200</b>
28T	315	Paul Rizkalla	Michigan	5.600	8.600	8.600	8.600	..	<b>14.200</b>
31T	406	Joel Gagnon	Minnesota	5.200	9.000	9.100	9.050	-0.1	<b>14.150</b>
31T	510	Louis Klein	Neb	5.200	8.900	9.000	8.950	..	<b>14.150</b>
33	501	Connor Adamsick	Neb	5.200	8.900	8.800	8.850	..	<b>14.050</b>
34	210	Matthew Loochtan	Iowa	5.600	8.400	8.300	8.350	..	<b>13.950</b>
35	506	Travis Gollott	Neb	5.600	8.300	8.100	8.200	..	<b>13.800</b>

# 2015 Big Ten Championships

## Event Results - Rings

Mar 27, 2015

Page: 1  
Printed: 3/27/2015 9:26 PM

Men / SR  
Session: 1



Rank	Num	Name	Gym	Diff	E1	E2	Exec	ND	Score
1	711	Trevor Howard	PSU	6.600	9.500	9.500	9.500	..	<b>16.100</b>
2	119	Mike Wilner	Illinois	6.500	8.900	9.100	9.000	..	<b>15.500</b>
3	311	Colin Mahar	Michigan	6.000	9.300	9.200	9.250	..	<b>15.250</b>
4	210	Matthew Loochtan	Iowa	6.200	9.000	8.900	8.950	..	<b>15.150</b>
5T	707	Tristan Duverglas	PSU	6.400	8.800	8.600	8.700	..	<b>15.100</b>
5T	719	Alexis Torres	PSU	6.600	8.600	8.400	8.500	..	<b>15.100</b>
7	411	Jack Metcalf	Minnesota	6.100	9.000	8.900	8.950	..	<b>15.050</b>
8	407	Steve Jaciuk	Minnesota	5.600	9.300	9.400	9.350	..	<b>14.950</b>
9	113	Joey Peters	Illinois	6.000	8.800	9.000	8.900	..	<b>14.900</b>
10	204	Jack Boyle	Iowa	6.300	8.400	8.700	8.550	..	<b>14.850</b>
11T	108	C.J. Maestas	Illinois	6.000	8.700	8.900	8.800	..	<b>14.800</b>
11T	616	Drew Moling	OSU	6.300	8.400	8.600	8.500	..	<b>14.800</b>
13T	302	Dmitri Belanovski	Michigan	5.600	9.200	9.100	9.150	..	<b>14.750</b>
13T	101	Bobby Baker	Illinois	5.700	9.100	9.000	9.050	..	<b>14.750</b>
13T	202	William Albert	Iowa	6.000	8.700	8.800	8.750	..	<b>14.750</b>
16*	307	Hub Humphrey	Michigan	5.900	8.700	8.900	8.800	..	<b>14.700</b>
16*	201	Lance Alberhasky	Iowa	5.900	8.700	8.900	8.800	..	<b>14.700</b>
18	624	Alexander Wilson	OSU	5.700	8.900	9.000	8.950	..	<b>14.650</b>
19	109	Max Mayr	Illinois	5.500	9.100	8.900	9.000	..	<b>14.500</b>
20T	703	Leroy Clarke, Jr.	PSU	5.900	8.700	8.400	8.550	..	<b>14.450</b>
20T	315	Paul Rizkalla	Michigan	6.200	8.300	8.200	8.250	..	<b>14.450</b>
22*	504	Austin Epperson	Neb	5.400	8.900	9.100	9.000	..	<b>14.400</b>
22*	416	Mitchell Soukup	Minnesota	5.400	9.000	9.000	9.000	..	<b>14.400</b>
22T	402	Sean Bauer	Minnesota	5.500	9.000	8.800	8.900	..	<b>14.400</b>
25	622	Cody Teaney	OSU	5.900	8.600	8.300	8.450	..	<b>14.350</b>
26	508	Ryan Irick	Neb	5.600	8.700	8.700	8.700	..	<b>14.300</b>
27T	610	Alex Johnson	OSU	5.300	8.800	9.000	8.900	..	<b>14.200</b>
27T	514	Alex Magsam	Neb	5.700	8.600	8.400	8.500	..	<b>14.200</b>
27T	708	Matthew Felleman	PSU	5.800	8.500	8.300	8.400	..	<b>14.200</b>
27T	203	Andrew Botto	Iowa	6.100	8.200	8.000	8.100	..	<b>14.200</b>
31	503	Sam Chamberlain	Neb	5.100	9.000	9.100	9.050	..	<b>14.150</b>
32T	412	Paul Montague	Minnesota	5.500	8.600	8.500	8.550	..	<b>14.050</b>
32T	321	Adrian de los Angel	Michigan	5.700	8.300	8.400	8.350	..	<b>14.050</b>
34	305	Stacey Ervin	Michigan	5.000	8.900	8.900	8.900	..	<b>13.900</b>
35	611	Ryan Lemezis	OSU	5.700	8.200	7.800	8.000	..	<b>13.700</b>
36	410	Ellis Mannon	Minnesota	5.000	8.700	8.500	8.600	..	<b>13.600</b>
37T	506	Travis Gollott	Neb	4.800	8.300	8.400	8.350	..	<b>13.150</b>
37T	519	Coleman Tokar	Neb	4.900	8.300	8.200	8.250	..	<b>13.150</b>

# 2015 Big Ten Championships

## Event Results - P Bars

Mar 27, 2015

Page: 1  
Printed: 3/27/2015 9:26 PM

Men / SR  
Session: 1



Rank	Num	Name	Gym	Diff	E1	E2	Exec	ND	Score
1	308	Nick Hunter	Michigan	6.200	9.300	9.200	9.250	..	<b>15.450</b>
2	407	Steve Jaciuk	Minnesota	6.500	8.700	9.000	8.850	..	<b>15.350</b>
3	117	Jordan Valdez	Illinois	5.800	9.300	9.400	9.350	..	<b>15.150</b>
4T	205	Cyrus Dobre-Mofid	Iowa	5.800	9.300	9.200	9.250	..	<b>15.050</b>
4T	108	C.J. Maestas	Illinois	5.900	9.000	9.300	9.150	..	<b>15.050</b>
6T	417	Jalon Stephens	Minnesota	5.400	9.500	9.600	9.550	..	<b>14.950</b>
6T	616	Drew Moling	OSU	5.700	9.300	9.200	9.250	..	<b>14.950</b>
6T	412	Paul Montague	Minnesota	6.000	8.800	9.100	8.950	..	<b>14.950</b>
9	503	Sam Chamberlain	Neb	5.800	9.200	9.000	9.100	..	<b>14.900</b>
10*	305	Stacey Ervin	Michigan	5.500	9.300	9.400	9.350	..	<b>14.850</b>
10*	210	Matthew Loochtan	Iowa	5.500	9.400	9.300	9.350	..	<b>14.850</b>
10T	711	Trevor Howard	PSU	6.100	8.800	8.700	8.750	..	<b>14.850</b>
13	703	Leroy Clarke, Jr.	PSU	5.800	9.000	9.000	9.000	..	<b>14.800</b>
14	405	Tristan Duran	Minnesota	6.000	8.600	8.800	8.700	..	<b>14.700</b>
15	109	Max Mayr	Illinois	5.600	8.900	9.200	9.050	..	<b>14.650</b>
16	302	Dmitri Belanovski	Michigan	5.600	8.900	9.100	9.000	..	<b>14.600</b>
17	624	Alexander Wilson	OSU	5.800	8.900	8.600	8.750	..	<b>14.550</b>
18*	708	Matthew Felleman	PSU	5.400	9.100	9.100	9.100	..	<b>14.500</b>
18*	313	Mark Panhorst	Michigan	5.400	9.100	9.100	9.100	..	<b>14.500</b>
20	617	Alex Nork	OSU	5.700	8.700	8.800	8.750	..	<b>14.450</b>
21T	518	Christopher Stephe	Neb	5.400	9.100	8.900	9.000	..	<b>14.400</b>
21T	619	Andrew Rickly	OSU	5.700	8.800	8.600	8.700	..	<b>14.400</b>
23	709	Quest Hayden	PSU	5.100	9.200	9.200	9.200	..	<b>14.300</b>
24T	201	Lance Alberhasky	Iowa	5.600	8.500	8.800	8.650	..	<b>14.250</b>
24T	610	Alex Johnson	OSU	5.700	8.700	8.400	8.550	..	<b>14.250</b>
24T	204	Jack Boyle	Iowa	5.800	8.200	8.700	8.450	..	<b>14.250</b>
27	706	Dominic DiFulvio	PSU	5.500	8.600	8.700	8.650	..	<b>14.150</b>
28T	101	Bobby Baker	Illinois	5.800	8.200	8.400	8.300	..	<b>14.100</b>
28T	410	Ellis Mannon	Minnesota	6.000	8.100	8.100	8.100	..	<b>14.100</b>
30	506	Travis Gollott	Neb	4.900	9.100	8.900	9.000	..	<b>13.900</b>
31	113	Joey Peters	Illinois	5.700	7.800	8.300	8.050	..	<b>13.750</b>
32	509	Kyle King	Neb	4.800	8.700	8.800	8.750	..	<b>13.550</b>
33	514	Alex Magsam	Neb	4.800	8.400	8.400	8.400	..	<b>13.200</b>
34	321	Adrian de los Angel	Michigan	5.700	7.400	7.000	7.200	..	<b>12.900</b>
35	206	Dylan Ellsworth	Iowa	5.100	6.800	7.400	7.100	..	<b>12.200</b>

# 2015 Big Ten Championships

## Event Results - H Bar

Mar 27, 2015

Page: 1  
Printed: 3/27/2015 9:26 PM

Men / SR  
Session: 1



Rank	Num	Name	Gym	Diff	E1	E2	Exec	ND	Score
1	117	Jordan Valdez	Illinois	5.900	9.300	9.200	9.250	..	<b>15.150</b>
2	708	Matthew Felleman	PSU	6.200	8.800	9.000	8.900	..	<b>15.100</b>
3	610	Alex Johnson	OSU	6.200	8.800	8.900	8.850	..	<b>15.050</b>
4	616	Drew Moling	OSU	5.900	9.100	9.100	9.100	..	<b>15.000</b>
5	703	Leroy Clarke, Jr.	PSU	5.700	9.000	9.100	9.050	..	<b>14.750</b>
6*	617	Alex Nork	OSU	5.700	8.900	8.900	8.900	..	<b>14.600</b>
6*	113	Joey Peters	Illinois	5.700	9.000	8.800	8.900	..	<b>14.600</b>
8T	305	Stacey Ervin	Michigan	5.500	9.000	9.000	9.000	..	<b>14.500</b>
8T	606	Seth Delbridge	OSU	5.600	8.800	9.000	8.900	..	<b>14.500</b>
8T	619	Andrew Rickly	OSU	6.300	8.100	8.300	8.200	..	<b>14.500</b>
11T	407	Steve Jaciuk	Minnesota	5.700	8.700	8.800	8.750	..	<b>14.450</b>
11T	214	Cory Paterson	Iowa	5.800	8.600	8.700	8.650	..	<b>14.450</b>
13	204	Jack Boyle	Iowa	6.100	8.400	8.200	8.300	..	<b>14.400</b>
14	404	Danny DiBenedetto	Minnesota	5.500	8.900	8.800	8.850	..	<b>14.350</b>
15T	321	Adrian de los Angel	Michigan	5.500	8.700	8.900	8.800	..	<b>14.300</b>
15*	510	Louis Klein	Neb	5.700	8.500	8.700	8.600	..	<b>14.300</b>
15*	412	Paul Montague	Minnesota	5.700	8.500	8.700	8.600	..	<b>14.300</b>
18	709	Quest Hayden	PSU	5.400	8.800	8.900	8.850	..	<b>14.250</b>
19	302	Dmitri Belanovski	Michigan	5.800	8.400	8.400	8.400	..	<b>14.200</b>
20T	712	Thad Lawson	PSU	4.900	9.200	9.300	9.250	..	<b>14.150</b>
20T	410	Ellis Mannon	Minnesota	5.100	9.100	9.000	9.050	..	<b>14.150</b>
22	711	Trevor Howard	PSU	5.700	8.500	8.300	8.400	..	<b>14.100</b>
23	504	Austin Epperson	Neb	5.400	8.600	8.700	8.650	..	<b>14.050</b>
24	101	Bobby Baker	Illinois	5.200	8.700	8.900	8.800	..	<b>14.000</b>
25	212	Del Vecchio Orozco	Iowa	5.300	8.700	8.500	8.600	..	<b>13.900</b>
26*	317	Michael Strathern	Michigan	5.500	8.400	8.300	8.350	..	<b>13.850</b>
26*	109	Max Mayr	Illinois	5.500	8.400	8.300	8.350	..	<b>13.850</b>
28	417	Jalon Stephens	Minnesota	5.500	8.300	8.200	8.250	..	<b>13.750</b>
29	518	Christopher Stephe	Neb	5.100	8.600	8.400	8.500	..	<b>13.600</b>
30T	201	Lance Alberhasky	Iowa	5.600	7.800	8.100	7.950	..	<b>13.550</b>
30T	108	C.J. Maestas	Illinois	5.900	7.700	7.600	7.650	..	<b>13.550</b>
32*	506	Travis Gollott	Neb	5.200	8.400	8.200	8.300	..	<b>13.500</b>
32*	406	Joel Gagnon	Minnesota	5.200	8.300	8.300	8.300	..	<b>13.500</b>
34	205	Cyrus Dobre-Mofid	Iowa	5.100	8.000	8.300	8.150	..	<b>13.250</b>
35	308	Nick Hunter	Michigan	5.700	7.400	7.600	7.500	..	<b>13.200</b>
36	513	Ethan Lottman	Neb	5.100	7.000	7.000	7.000	..	<b>12.100</b>