



IOWA HAWKEYES

9-6 Overall, 0-2 Big Ten

3 FINAL FOURS | 8 BIG TEN CHAMPIONSHIPS | 2 BIG TEN TOURNAMENT TITLES | 25 NCAA TOURNAMENTS

MICHIGAN (12-3, 1-1) vs. IOWA (9-6, 0-2)

Jan. 2, 2018 // Iowa City, Iowa // Carver-Hawkeye Arena (15,400) // 6 p.m. CT

MICHIGAN WOLVERINES

Pos.	No.	Name	Ht.	Wt.	Yr.	Hometown	Statistical Summary
G	1	Charles Matthews	6-6	200	Jr.	Chicago, Ill.	16.1 ppg, 5.1 rpg, 3.2 apg
G	12	Muhammad-Ali Abdur-Rahkman	6-4	190	Sr.	Allentown, Pa.	10.6 ppg, 4.4 rpg, 3.3 apg
G	55	Eli Brooks	6-0	170	Fr.	Spring Grove, Pa.	3.5 ppg, 1.6 rpg, 1.7 apg
F	22	Duncan Robinson	6-8	215	Sr.	New Castle, N.H.	10.4 ppg, 3.1 rpg, 1.3 apg
F	13	Moritz Wagner	6-11	245	Jr.	Berlin, Germany	14.9 ppg, 7.5 rpg, 1.1 spg

Head Coach: John Beilein (Wheeling Jesuit, 1975); 11th Season at Michigan (227-138); 40th Season Overall (778-456)

IOWA HAWKEYES

Pos.	No.	Name	Ht.	Wt.	Yr.	Hometown	Statistical Summary
G	3	Jordan Bohannon	6-0	190	So.	Marion, Iowa	11.6 ppg, 2.3 rpg, 4.8 apg
G	4	Isaiah Moss	6-5	205	RS-Jr.	Chicago, Ill.	12.0 ppg, 2.2 rpg, 1.9 apg
F	2	Jack Nunge	6-11	225	Fr.	Newburgh, Ind.	8.3 ppg, 3.5 rpg, 1.1 bpg
F	51	Nicholas Baer	6-7	210	RS-Jr.	Bettendorf, Iowa	5.2 ppg, 5.7 rpg, 1.4 spg
C	5	Tyler Cook	6-9	255	So.	St. Louis, Mo.	13.9 ppg, 6.6 rpg, 1.6 apg

Head Coach: Fran McCaffery (Penn, 1979); Eighth Season at Iowa (146-107); 21st Season Overall (397-284)

GAME #16 STORYLINES

- Iowa has won five straight games against Michigan, dating back to February, 2014.
- Four of the last seven meetings between Iowa and Michigan in Iowa City have gone to overtime, dating back to 2009.
- The Hawkeyes enter Tuesday's contest having won a season-best five games in a row.
- Iowa was credited with 34 assists on 36 field goals in its last outing against Northern Illinois last Friday. The 34 assists tie the school single-game record previously set on Dec. 1, 1984 against George Mason and are the most by a Big Ten team this season.
- In Iowa's seven home games, freshman Luka Garza is averaging team bests in scoring (15.9), rebounding (7.9), and blocked shots (2.28). He is shooting 66.7 percent from the field (36-of-54) inside Carver-Hawkeye Arena.
- Tyler Cook has dunked the ball nine times during Iowa's five-game win streak, including a season-best six in Iowa's versus Drake. Cook has 28 dunks this season.
- Fran McCaffery has 397 wins in 22 seasons as a head coach; he is three victories from reaching the 400-win milestone.
- Iowa has netted 90 points or more in seven of its nine wins.
- Iowa is 9-0 when scoring 80 points or more and 5-0 when Iowa has fewer turnovers than its opponent this season.
- Iowa is shooting the basketball at a 53 percent clip in its nine victories and has made 52 percent of its field goal attempts in its seven home games.
- Tuesday will be the second of three straight home games for the Hawkeyes.
- The Hawkeyes rank third in the country in assists per game, averaging 19.7 per contest. Additionally, Iowa ranks ninth in total free throw attempts (349), 15th nationally in total rebounds per contest (41.4), and 38th in rebounding margin (+7.0).
- Iowa has only played two of its 15 regular season games at full strength. The Hawkeyes have had at least one player not active due to injury in 13 of their 15 games.
- Iowa's top six scorers are underclassmen with sophomore Tyler Cook leading the pack (13.8). Freshman Luka Garza leads the squad in rebounding (6.6) and blocks (1.4), and sophomore Jordan Bohannon ranks first in assists (4.8).
- After a slow start, Iowa has climbed to No. 150 in the RPI. Michigan enters Tuesday's game with an RPI of 37.

2017-18 SCHEDULE/RESULTS

Date	Opponent (TV)	Time
Nov. 10	Chicago State	W, 95-62
Nov. 12	Alabama State ^	W, 92-58
Nov. 16	Grambling State	W, 85-74
Nov. 20	vs. Louisiana #	L, 71-80
Nov. 21	vs. South Dakota State #	L, 72-80
Nov. 22	vs. UAB #	W, 95-85
Nov. 28	at Virginia Tech %	L, 55-79
Dec. 2	Penn State	L, 73-77
Dec. 4	at Indiana	L, 64-77
Dec. 7	at Iowa State +	L, 78-84
Dec. 10	Southern	W, 91-60
Dec. 16	vs. Drake *	W, 94-60
Dec. 19	Southern Utah	W, 92-64
Dec. 22	vs. Colorado !	W, 80-73
Dec. 29	Northern Illinois	W, 98-75
Jan. 2	Michigan (ESPN2)	6 p.m.
Jan. 4	Ohio State (ESPNU)	6:01 p.m.
Jan. 7	at Maryland (FS1)	7 p.m.
Jan. 11	at Illinois (FS1)	7 p.m.
Jan. 17	at Rutgers (BTN)	6 p.m.
Jan. 20	Purdue (ESPN/2)	11 a.m.
Jan. 23	Wisconsin (ESPN/2)	6 p.m.
Jan. 27	at Nebraska (BTN)	7 p.m.
Jan. 30	Minnesota (BTN)	8 p.m.
Feb. 3	at Penn State (BTN)	5/7 p.m.
Feb. 6	Michigan State (ESPN/2)	8 p.m.
Feb. 10	at Ohio State (BTN)	5/7 p.m.
Feb. 14	at Michigan (BTN)	5:30 p.m.
Feb. 17	Indiana (ESPN/2)	1 p.m.
Feb. 21	at Minnesota (BTN)	8 p.m.
Feb. 25	Northwestern (BTN)	6:30 p.m.

all times listed are central

^ -- Cayman Islands Classic Preliminary Game
 # -- Cayman Islands Classic - Cayman Islands
 % -- Big Ten/ACC Challenge
 + -- Iowa Corn Cy-Hawk Series
 * -- The Hy-Vee Classic - Des Moines, Iowa
 ! -- Played in Sioux Falls, South Dakota
 \$ -- Big Ten Tournament - New York City

PRONUNCIATION GUIDE

Kirk Speraw.....	SPEAR-awe
Nicholas Baer.....	BAY-IR
Maishe Dailey.....	MAY-she
Luka Garza.....	LOU-kah
Ryan Kriener.....	KREEN-ir
Jack Nunge.....	NONE-gee (rhymes with bungee)
Cordell PemsI.....	PEM-sul
Dom Uhl.....	YULE

MULTIMEDIA GAME INFORMATION

TELEVISION

• ESPN2

Jason Benetti (PxP)
Tom Crean (analyst)

MOBILE APPS/ONLINE

• WATCHESPN

RADIO

• Hawkeye Radio Network • Sirius 138, XM 195

Gary Dolphin (PxP)
Bob Hansen (analyst)

LIVE STATISTICS

• StatBroadcast

hawkeyesports.com



INSIDE THE NUMBERS

	IOWA	MICH
Scoring Average	82.1	76.9
Scoring Defense	72.8	60.7
Scoring Margin	+9.3	+16.2
FG%	.485	.485
FG% Defense	.419	.415
FT%	.665	.625
3-PT FG%	.374	.363
3-PT FG% Defense	.327	.339
Rebound Margin	+7.0	+2.3
Assists Per Game	19.7	16.1
Turnovers Per Game	13.9	9.9
Steals Per Game	6.0	7.3
Blocks Per Game	5.1	3.5

MISCELLANEOUS STATS

Double-Figure Scoring Games...

Player	14-15	15-16	16-17	17-18	Career
Tyler Cook	---	---	19	11	30
Jordan Bohannon	---	---	17	8	25
Isaiah Moss	---	---	9	11	20
Cordell Pems	---	---	15	4	19
Nicholas Baer	---	5	10	1	16
Dom Uhl	1	7	1	---	9
Brady Ellingson	---	1	6	1	8
Luka Garza	---	---	---	8	8
Ahmad Wagner	---	1	4	1	6
Jack Nunge	---	---	---	6	6
Maishe Dailey	---	---	---	3	3
Ryan Kriener	---	---	2	---	2

20-Point Scoring Games...

Player	14-15	15-16	16-17	17-18	Career
Jordan Bohannon	---	---	5	2	7
Tyler Cook	---	---	2	3	5
Brady Ellingson	---	1	1	---	2
Isaiah Moss	---	---	1	1	2
Luka Garza	---	---	---	2	2

Double-Figure Rebounding Games...

Player	14-15	15-16	16-17	17-18	Career
Nicholas Baer	---	---	6	2	8
Tyler Cook	---	---	3	1	4
Cordell Pems	---	---	2	1	3
Luka Garza	---	---	---	3	3
Dom Uhl	---	1	1	---	2

Double-Doubles...

Player	14-15	15-16	16-17	17-18	Career
Nicholas Baer	---	---	3	1	4
Jordan Bohannon	---	---	3	---	3
Tyler Cook	---	---	2	1	3
Luka Garza	---	---	---	2	2
Dom Uhl	---	1	---	---	1
Cordell Pems	---	---	1	---	1

4+ Three-Pointer Games...

Player	14-15	15-16	16-17	17-18	Career
Jordan Bohannon	---	---	8	5	13
Nicholas Baer	---	1	3	---	4
Isaiah Moss	---	---	2	2	4
Brady Ellingson	---	---	2	---	2

5+ Assists Games...

Player	14-15	15-16	16-17	17-18	Career
Jordan Bohannon	---	---	20	8	28
Brady Ellingson	---	---	2	1	3
Nicholas Baer	---	---	2	1	3
Cordell Pems	---	---	1	1	2
Isaiah Moss	---	---	1	1	2
Ahmad Wagner	---	---	1	---	1
Dom Uhl	---	---	1	---	1
Tyler Cook	---	---	---	1	1

3+ Steals Games...

Player	14-15	15-16	16-17	17-18	Career
Nicholas Baer	---	---	---	8	8
Jordan Bohannon	---	---	---	2	2
Cordell Pems	---	---	---	2	2
Jack Nunge	---	---	---	2	2
Dom Uhl	---	---	1	---	1
Ahmad Wagner	---	---	1	---	1
Tyler Cook	---	---	---	1	1
Isaiah Moss	---	---	---	1	1
Luka Garza	---	---	---	1	1

3+ Blocks Games...

Player	14-15	15-16	16-17	17-18	Career
Nicholas Baer	---	1	6	1	8
Luka Garza	---	---	---	4	4
Dom Uhl	---	1	1	---	2
Ryan Kriener	---	---	2	---	2
Jack Nunge	---	---	---	2	2
Ahmad Wagner	---	---	1	---	1
Cordell Pems	---	---	1	---	1

2017-18 MARGIN OF VICTORY/DEFEAT

Points	1	2	3	4	5	6	7	8	9	10+	15+	20+
Wins	0	0	0	0	0	0	1	0	0	2	0	6
Losses	0	0	0	1	0	1	0	1	1	1	0	1

THE SETTING

Iowa (9-6, 0-2) looks to extend its season-best five-game win streak Tuesday when the Hawkeyes host Michigan (12-3, 1-1). Tipoff is set for 6 p.m. (CT) at Carver-Hawkeye Arena (15,400) in Iowa City, Iowa. Tickets are available for \$25 for adults, and \$10 for youth and UI students.

ON THE AIR

Radio: Iowa games are broadcast on the Hawkeye Radio Network. Gary Dolphin handles the play-by-play, along with color commentator Bob Hansen. The network includes more than 40 stations that blanket the state of Iowa and include portions of Illinois, Nebraska, Minnesota, Missouri and Wisconsin. The Hawkeye Radio Network coverage includes a 60-minute pregame show.

TV: Tuesday's game will be televised nationally on ESPN2 (WATCHESPN). Jason Benetti and Tom Crean will call the action.

HAWKEYES POST CONVINCING WIN OVER NORTHERN ILLINOIS

Iowa was credited with 34 assists on 36 made baskets en route to a comfortable, 98-75, win over Northern Illinois Friday night in Iowa City. The 34 assists tie the school single-game record previously set against George Mason on Dec. 1, 1984.

- Three Hawkeyes scored in double figures: Luka Garza (25), Tyler Cook (17), and Isaiah Moss (11).
- Luka Garza and Tyler Cook combined for 42 points and 10 rebounds. The frontcourt duo combined to shoot 14-of-15 (.933) from the field and 11-of-15 (.733) from the free throw line.
- Luka Garza posted personal bests in scoring (25), blocked shots (5), and 3-pointers (3). The Hawkeye freshman made all eight of his field goal attempts, including three triples.
- Point guard Jordan Bohannon dished out seven assists for the fifth time this season. He also had zero turnovers directing the Hawkeye offense.
- Iowa started the contest making 14 of its first 17 field goal attempts, sprinting out to a 35-17 advantage in the first 10 minutes of the game. The Hawkeyes finished the game shooting 58 percent (36-of-62) from the field.
- Iowa's bench scored a season-high 53 points, besting the previous high of 52 established against Southern University (Dec. 10).
- The Hawkeyes made 12 3-pointers, one shy of its season high mark of 13 set against Southern. Iowa shot 54 percent (7-of-13) from 3-point territory in the first half.
- Four Huskies scored in double figures: Eugene German (20), Justin Thomas (16), Gairges Daow (12), and Dante Thorpe (11).
- Friday's game was played in front of a season-high 14,665 fans.

2017-18 IOWA HAWKEYES ROSTER

No.	Name	Pos.	Ht.	Wt.	Yr.	Hometown (High School)
0	Ahmad Wagner	F	6-7	235	Jr.	Yellow Springs, Ohio (Wayne)
1	Maishe Dailey	G	6-7	195	So.	Beachwood, Ohio (Beachwood)
2	Jack Nunge	F	6-11	225	Fr.	Newburgh, Ind. (Castle)
3	Jordan Bohannon	G	6-0	180	So.	Marion, Iowa (Linn-Mar)
4	Isaiah Moss	G	6-5	205	So. ^A	Chicago, Ill. (Simeon)
5	Tyler Cook	F	6-9	255	So.	St. Louis, Mo. (Chaminade Prep)
11	Charlie Rose	G	6-4	190	Sr.	Elmhurst, Ill. (York Community)
13	Austin Ash	G	6-2	160	Fr.	Cedar Rapids, Iowa (Mount Vernon)
15	Ryan Kriener	F	6-9	250	So.	Spirit Lake, Iowa (Spirit Lake)
20	Riley Till	F	6-7	200	Fr. ^A	Dubuque, Iowa (Wahlert)
24	Brady Ellingson	G	6-4	196	Jr. ^A	Menomonee Falls, Wis. (Hamilton)
25	Dom Uhl	F	6-9	220	Sr.	Frankfurt, Germany (Point Pleasant Beach, NJ)
30	Connor McCaffery	G	6-5	200	Fr.	Iowa City, Iowa (West)
35	Cordell Pems	F	6-8	240	So.	Dubuque, Iowa (Wahlert)
51	Nicholas Baer	F	6-7	210	Jr. ^A	Bettendorf, Iowa (Bettendorf)
55	Luka Garza	F	6-11	235	Fr.	Washington, D.C. (Maret)

Head Coach: Fran McCaffery

Assistant Coaches: Kirk Speraw, Sherman Dillard, Andrew Francis



HEAD COACH FRAN McCAFFERY

Fran McCaffery, who is signed through the 2020 season, is in his eighth season as the head basketball coach at the University of Iowa and his 22nd year overall as a college head coach. McCaffery has reached the 20-win plateau eight of the last 11 seasons, including four of the last five years.

McCaffery spent five seasons (2005-10) as the head coach at Siena, six years at UNC-Greensboro (1999-2005) and three seasons at Lehigh (1985-88) before joining the Hawkeyes.

McCaffery has three decades of Division I coaching experience. He completed his 35th season as a collegiate coach in 2017, which includes 21 years as a head coach and 14 as an assistant. McCaffery is one of 12 coaches to lead four different Division I teams to the NCAA Tournament.

McCaffery, 57, holds a career mark of 397-283 (.583) and guided his teams to 11 postseason appearances (seven NCAA and four NIT). He is 146-107 (.577) at Iowa. McCaffery led Iowa to NCAA Tournament victories in two of the last three years (2015 and 2016), the first time Hawkeye teams have won tournament games in consecutive seasons since 1996-97.

Since taking over the Iowa program in 2010, the Hawkeyes have earned six postseason tournament berths (3 NCAA, 3 NIT). McCaffery coached Iowa to 25 victories in 2013, equaling the second-most win total in program history. McCaffery has guided five different Hawkeyes to all-conference honors, including four straight first team honorees. The last time Iowa had four consecutive first-team all-league honorees was 1945-48.

McCaffery has posted upper division finishes in each of the past five seasons at Iowa and 17 of 21 seasons as a head coach. He has posted 20 wins or more eight of the last 11 seasons, including four of the last five years at Iowa (2013, 2014, 2015, and 2016).

McCaffery and the Hawkeyes have made Carver-Hawkeye Arena one of the most feared arenas to play nationally. Fans have embraced McCaffery and his team's style of play with attendance increasing by more than 50 percent since 2010. The Hawkeyes boast a 73-17 (.811) home record the last five seasons, which includes a school-record 18 wins in 2014.

McCaffery's five years at Siena were the best in its 70-year history. He led the Saints on an incredible run that ended with three straight Metro Atlantic Athletic Conference championships and NCAA Tournament appearances. In so doing, Siena became the only program in the country to win its regular season and postseason title 2008-10.

McCaffery's Saints owned a 112-51 (.687) record in his five years with the program. He guided the Saints to four consecutive 20-win seasons.

The 2009 MAAC Coach of the Year and 2010 District I Coach of the Year is the third winningest coach, by percentage, in league history (.682, .756). He is the only coach to guide a MAAC program to two NCAA Tournament wins. McCaffery led his 2008 and 2009 teams to first round NCAA Tournament victories over Vanderbilt and Ohio State, respectively.

In his final two seasons at Siena, he coached the Saints to back-to-back 27-win campaigns and boasted a combined 39-3 (.929) record against MAAC opponents, which included MAAC Tournament contests.

McCaffery began his coaching career as an assistant at Penn (1982-83) and Lehigh (1983-85). After three seasons as head coach at Lehigh, he spent 11 seasons as an assistant at Notre Dame (1988-99).

McCaffery played basketball at Wake Forest his freshman year (1977-78) and then concluded his collegiate playing career at Penn his final three seasons (1979-82).

He earned his B.S. degree in Economics from The Wharton School (Penn) in 1982. McCaffery also earned a Master of Education from Lehigh in 1985.



COACHING HONORS

NABC District I Coach of the Year, 2009-10

MAAC Coach of the Year, 2008-09

HEAD COACHING EXPERIENCE

Lehigh (1985-88):49-39 (.557); 8-6 (.571) League
UNC-Greensboro (1999-05).....90-87 (.508); 49-47 (.510) League
Siena (2005-10)112-51 (.687); 68-22 (.756) League
Iowa (2010-present):.....146-107 (.577); 64-64 (.500) League

THE McCAFFERY FILE

Born: May 23, 1959
Hometown: Philadelphia, Pa.
High School: LaSalle, 1977
College: B.S. in Economics, The Wharton School (Penn), 1982
Master of Education, Lehigh, 1985
Family: Wife, Margaret
Sons, Connor, Patrick and Jonathan Francis
Daughter, Marit Katherine
Brother, Jack (sportswriter in Philadelphia area)

Coaching Honors

MAAC Coach of the Year, 2009

NABC District I Coach of the Year, 2009-10

Coaching History (30 years)

1982-83 Assistant Coach, Penn
1983-85 Assistant Coach, Lehigh
1985-88 Head Coach, Lehigh
1988-99 Assistant Coach, Notre Dame
1999-05 Head Coach, UNC-Greensboro
2005-10 Head Coach, Siena
2010-present Head Coach, University of Iowa

Coaching Chart

Overall (21 seasons): 397-284 (.583)

At Iowa (eight seasons): 146-107 (.577)

At Siena (five seasons): 112-51 (.688)

At UNCG (six seasons): 90-87 (.508)

At Lehigh (three seasons): 49-40 (.551)

NCAA Tournament (eight appearances*): 4-8

NIT (four appearances): 6-4

**McCaffery is the first coach to bring three different programs from one-bid leagues to the NCAA Tournament (conferences that sent just one team the year his program advanced).*

McCaffery in Postseason Play

1988 NCAA Tournament -- Lehigh
1989 NCAA Tournament -- Notre Dame
1990 NCAA Tournament -- Notre Dame
1992 NIT -- Notre Dame
1997 NIT -- Notre Dame
2001 NCAA Tournament -- UNC-Greensboro
2002 NIT -- UNC-Greensboro
2008 NCAA Tournament -- Siena
2009 NCAA Tournament -- Siena
2010 NCAA Tournament -- Siena
2012 NIT -- Iowa
2013 NIT -- Iowa
2014 NCAA Tournament -- Iowa
2015 NCAA Tournament -- Iowa
2016 NCAA Tournament -- Iowa
2017 NIT -- Iowa

Playing Experience

Wake Forest, 1977-78

Penn, 1979-82

Big Ten Standings/Schedule

Team	Big Ten	Pct.	Overall	Pct.
Michigan State	2-0	1.000	14-1	.933
Purdue	2-0	1.000	13-2	.867
Ohio State	2-0	1.000	11-4	.733
Maryland	1-1	.500	12-3	.800
Michigan	1-1	.500	12-3	.800
Minnesota	1-1	.500	12-3	.800
Penn State	1-1	.500	11-4	.733
Nebraska	1-1	.500	10-5	.667
Northwestern	1-1	.500	10-5	.667
Indiana	1-1	.500	8-6	.571
Wisconsin	1-1	.500	8-7	.533
Rutgers	0-2	.000	10-5	.667
Illinois	0-2	.000	10-5	.667
IOWA	0-2	.000	9-6	.600

Tuesday, Jan. 2

Penn State at Maryland, 6 p.m.

Michigan at IOWA, 6 p.m.

Indiana at Wisconsin, 6 p.m.

Nebraska at Northwestern, 8 p.m.

Wednesday, Jan. 3

Rutgers at Purdue, 6 p.m.

Illinois at Minnesota, 8 p.m.

Thursday, Jan. 4

Ohio State at IOWA, 6 p.m.

Maryland at Michigan State, 7 p.m.

Friday, Jan. 5

Wisconsin at Rutgers, 6 p.m.

Northwestern at Penn State, 7 p.m.

All times are central

National Rankings

AP Poll

Dec. 25

1. Villanova
2. Michigan State
3. Arizona State
4. Duke
5. Texas A&M
6. Xavier
7. West Virginia
8. Wichita State
9. Virginia
10. TCU
11. Kansas
12. Oklahoma
13. North Carolina
14. Purdue
15. Miami
16. Kentucky
17. Arizona
18. Baylor
19. Tennessee
20. Gonzaga
21. Cincinnati
22. Texas Tech
23. Seton Hall
24. Florida State
25. Creighton

USA Today Poll

Dec. 25

1. Villanova
2. Michigan State
3. Duke
4. Arizona State
5. Xavier
6. Texas A&M
7. West Virginia
8. TCU
9. Virginia
10. Wichita State
11. Kansas
12. Oklahoma
13. Purdue
14. North Carolina
15. Kentucky
16. Miami
17. Baylor
18. Arizona
19. Gonzaga
20. Tennessee
21. Texas Tech
22. Cincinnati
23. Creighton
24. Seton Hall
25. Florida State

2017-18 IOWA CAPTAINS

Iowa captains are senior Dom Uhl and junior Nicholas Baer.

SCOUTING MICHIGAN

- Michigan has won four straight games, including an overtime contest at home against UCLA on Dec. 9, in Ann Arbor. Michigan beat Jacksonville, 76-51, on Saturday before traveling to Iowa City for Tuesday's Big Ten game.
- Four Wolverines average double figures in scoring: Charles Matthews (16.1), Moritz Wagner (14.9), Muhammad-Ali Abdur-Rahkman (10.6), and Duncan Robinson (10.4).
- Thirty-eight percent of Michigan's offensive production come via the 3-ball, making 145 triples (435) and totaling 1,153 points this season. Michigan is tops in the league in triples per game (9.7), while the Wolverines rank seventh in the conference in 3-point field goal percentage (.363).
- Michigan beat Jacksonville by 25 points in its last outing. The Wolverines shot 56 percent from the field (31-of-55) and had a +18 advantage on the glass (41-23).
- Michigan has allowed 70 points or more just three times this season (77 vs. LSU, 86 at North Carolina, and 71 at Ohio State).
- Michigan ranks fifth nationally in assist-to-turnover ratio (1.6), seventh in fewest fouls per game (14.1), 10th in turnover margin (4.8), 13th in scoring defense (60.7), and 28th in scoring margin (+16.2). Individually, Muhammad-Ali Abdur-Rahkman boasts the second best assist-to-turnover ratio in the country (5.4).
- Michigan and Iowa have played one common opponent: Indiana. The Hawkeyes lost at Bloomington (77-64) on Dec. 4, while the Wolverines beat the Hoosiers (69-55) in Ann Arbor on Dec. 2.
- John Bielein is in his 40th season as head coach (778-456, .630) and his 10th at Michigan (227-138, .621). Beilein became Michigan's all-time winningest coach last season surpassing Johnny Orr.

ALL-TIME SERIES RECORDS

Michigan holds a 91-63 advantage in the series that began with a 19-15 Wolverine win in 1912. The Wolverines have won 11 of the last 18, but the Hawkeyes have won the last five, including winning last year's only meeting in Iowa City, 86-83 in overtime in the Big Ten opener on Jan. 1, 2017.

Iowa owns a slim 38-36 edge in games played in Iowa City. Iowa holds a 17-13 edge in games played in Carver-Hawkeye Arena. Michigan has lost its last four contests at Carver-Hawkeye Arena, dating back to 2012.

Four of the last seven Iowa-Michigan games played in Iowa City have gone to overtime, dating back to 2009.

LAST MEETING

Four Hawkeyes scored in double figures in an 89-83 Iowa overtime victory over Michigan in Iowa City on New Year's Day in the only meeting between the two teams a year ago.

- Senior Peter Jok led the Hawkeyes with 25 points. Jordan Bohannon had 17 points, Nicholas Baer netted 12, while Tyler Cook contributed 11.
- In addition to the 17 points, Bohannon dished out six assists and had no turnovers.
- Freshman Cordell Pemsl posted personal bests in steals (3) and blocked shots (2), to go along with a team-best eight rebounds.
- Iowa took care of the basketball, committing only nine turnovers.
- Forward D.J. Wilson led all scorers with a career-high 28 points for the Wolverines.

STANDING TALL

Iowa has a nine players on its 16-play roster who stand 6-foot-7 or taller. The Hawkeyes own a +7.0 rebounding margin, which ranks fourth in the Big Ten and 38th nationally. Iowa averages 41.4 rebounds per game, which ranks 15th in the country. Iowa has only averaged 40 rebounds or more per game once since the 1996-97 season (40.3 in 2013-14).

IOWA HISTORY

Iowa has played 2,755 games since beginning basketball in 1902. Iowa's overall record is 1,621-1,134 (.588). Iowa's 1,621 wins are 39th most among Division I programs. That includes a 1,036-361 (.741) record in home games, a 581-770 (.430) record in contests away from Iowa City, a 762-766 (.499) mark in Big Ten games and a 441-135 (.765) record in Carver-Hawkeye Arena.



GARZA SHINES IN EARLY SEASON GAMES

Freshman Luka Garza leads the team in rebounding (6.6) and blocked shots (1.4), is second in free throws made (41) and attempts (71), and is fourth in scoring (10.4).

Garza has netted double figures in four of Iowa's last five games (23 points versus Southern, 13 against Drake, 17 versus Southern Utah, and 25 against Northern Illinois). He had his best game as a collegiate player against Northern Illinois this past Friday, going 8-of-8 from the field, including making all three 3-pointers, and 6-of-8 from the charity stripe, scoring a personal-best 25 points. He also denied a season-best five shots.

Garza has made 25 of his last 32 free throws (.781) after starting the season 16-of-39 (.410) from the charity stripe. Additionally, he has shot 50 percent or better from the field in seven of the last eight games, making a combined 31-of-48 (.646) during that span.

Against Chicago State on Nov. 10, Garza became the second Hawkeye in the last 20 years to register 16 points and five rebounds in their debut (Aaron White in 2011).

Garza followed up that performance against Chicago State (16 points, 5 rebounds) with a double-double against Alabama State. The native of Washington, D.C. had 11 points and a game-best 13 rebounds. Garza is the fifth Hawkeye to post a double-double in either his first or second game over the last 20 years, joining Dean Oliver, Reggie Evans, Devon Archie, and Aaron White. Garza's efforts in those first two wins garnered the forward Big Ten Freshman of the Week accolades.

COOKIN' WITH TYLER

Tyler Cook ranks first in scoring (13.9) and is second in rebounding (6.3). Cook has made a team-best 60 percent of his field goal attempts (minimum 100 attempts). The native of St. Louis has grabbed six or more rebounds in 11 of 15 games, including a career-best 12 against Penn State. He had the best game of his collegiate career against UAB on Nov. 22 (29 points on 8-of-11 shooting from the field and 13-of-16 from the free throw line).

During Iowa's five-game win streak, Cook is averaging 15.2 points. He made 30-of-44 (.682) field goals and 16-of-24 (.667) free throws. He dunked the ball nine times during that stretch, including a season-high six versus Drake. Cook has 28 dunks this season.

Cook is seventh in the league in field goal accuracy (.597) and is 16th in rebounding (6.3). He has one double-double to his credit this season (Penn State).

Not only has Cook done a good job getting to the free throw line, but making his foul shots. Cook ranks 47th nationally in free throw attempts (86) and 70th in free throw makes (60).

MISSING IN ACTION

Iowa has played two games this season (Drake and Southern Utah) with a full active roster of 16.

- Connor McCaffery: 11 games (combination of ankle, mono, tonsils)
- Nicholas Baer: first six games (finger)
- Ahmad Wagner: UAB (shoulder) and Colorado (ankle)
- Ryan Kriener: Indiana (concussion)
- Cordell Pemsl: Southern University (leg laceration)

BACK IN ACTION

Sophomore forward Cordell Pemsl had successful sports hernia surgery in May. Pemsl did not participate in the Prime Time League nor Iowa's exhibition games overseas.

Pemsl is averaging 6.5 points and 5.8 rebounds in 14 contests. The native of Dubuque, Iowa, reached double figures four times this season, including netting 10 points in Iowa's win over Colorado. He scored 10 points and snagged eight rebounds before leaving Iowa's game at Iowa State on Dec. 7, due to injury. Pemsl did not play against Southern on Dec. 10, however returned to action versus Drake posting eight rebounds and six points.

Pemsl netted a game-high 15 points in Iowa's win over Alabama State on Nov. 12. He had a personal-best 14 rebounds and a career-best six assists at Virginia Tech. The 14 boards against the Hokies are the fifth most by a Big Ten player this season.

Pemsl started 14 of 34 games a year ago, averaging 8.9 points and five rebounds per contest. The forward shot a single-season school record 61.7 percent (116-of-188) from the field his during freshman campaign.

FIVE-GAME WIN STREAK STATISTICS

#	Player	gp-gs	min	avg	Total		3-Point		F-Throw		Rebounds										pts	avg
					fg-fga	fg%	3fg-fga	3fg%	ft-fa	ft%	off	def	tot	avg	pf	dq	a	to	blk	stl		
55	Garza, Luka	5-0	82	16.4	25-39	.641	5-8	.625	25-32	.781	14	22	36	7.2	12	0	7	5	8	3	80	16.0
05	Cook, Tyler	5-5	113	22.6	30-44	.682	0-1	.000	16-24	.667	7	17	24	4.8	11	0	7	14	5	1	76	15.2
04	Moss, Isaiah	5-5	124	24.8	23-51	.451	11-29	.379	7-9	.778	2	8	10	2.0	7	0	12	5	0	5	64	12.8
35	Pemsl, Cordell	4-0	69	17.3	12-21	.571	0-0	.000	9-12	.750	7	17	24	6.0	5	0	7	4	3	2	33	8.3
03	Bohannon, Jordan	5-5	131	26.2	14-35	.400	6-20	.300	7-10	.700	1	17	18	3.6	5	0	28	6	0	2	41	8.2
01	Dailey, Maishe	5-0	91	18.2	14-26	.538	8-15	.533	5-8	.625	3	10	13	2.6	0	0	10	2	0	1	41	8.2
02	Nunge, Jack	5-5	82	16.4	12-23	.522	2-8	.250	9-10	.900	1	8	9	1.8	3	0	8	5	8	2	35	7.0
51	Baer, Nicholas	5-5	87	17.4	11-27	.407	3-12	.250	2-5	.400	10	22	32	6.4	7	0	10	6	3	11	27	5.4
15	Kriener, Ryan	5-0	59	11.8	10-21	.476	0-3	.000	2-4	.500	4	10	14	2.8	3	0	10	4	1	3	22	4.4
24	Ellingson, Brady	5-0	48	9.6	7-13	.538	4-8	.500	1-1	1.000	0	3	3	0.6	0	0	3	2	0	1	19	3.8
30	McCaffery, Connor	4-0	53	13.3	2-3	.667	1-2	.500	3-4	.750	0	4	4	1.0	2	0	7	4	0	2	8	2.0
11	Rose, Charlie	4-0	7	1.8	1-3	.333	0-2	.000	0-0	.000	0	2	2	0.5	0	0	2	1	0	0	2	0.5
20	Till, Riley	4-0	11	2.8	1-4	.250	0-3	.000	0-0	.000	0	0	0	0.0	2	0	0	0	0	1	2	0.5
00	Wagner, Ahmad	4-0	30	7.5	0-2	.000	0-2	.000	1-2	.500	2	5	7	1.8	6	0	5	1	0	0	1	0.3
25	Uhl, Dom	4-0	13	3.3	0-0	.000	0-0	.000	0-0	.000	0	2	2	0.5	0	0	1	1	1	0	0	0.0
	Team										2	13	15									
	Total.....	5	1000		162-312	.519	40-113	.354	87-121	.719	53	160	213	42.6	63	0	117	60	29	34	451	90.2
	Opponents.....	5	1000		128-323	.396	34-118	.288	46-70	.657	49	115	164	32.8	103	1	58	65	7	36	336	67.2

FRAN McCAFFERY TO BE INDUCTED INTO SIENA HALL OF FAME

The Siena Athletics Hall of Fame Class of 2017 includes former men's basketball head coach Fran McCaffery. McCaffery and three others, including former player Ronald Moore (2009-12), will be enshrined in a special ceremony on Feb. 18 at the Times Union Center, prior to the men's basketball game versus Monmouth.

McCaffery led Siena to the most decorated five-year run in program history, which culminated with the Saints being the only Division I program to win both their regular season and tournament championships for three consecutive years from 2008-10. The Philadelphia native amassed a 112-51 (.687) overall record from 2005-10, including a 68-22 (.756) mark in the MAAC. McCaffery guided Siena to four straight 20-win seasons and MAAC Tournament Championship Game appearances. Named the 2009-10 NABC District I Coach of the Year and 2008-09 MAAC Coach of the Year, he led Siena to school record-tying 27-win seasons in each of his last two years at the helm, which included a program record 15-game winning streak in his final campaign. McCaffery both recruited and coached four fellow Siena Athletics Hall of Famers, and three of the top-five scorers in program history.

CONNOR McCAFFERY OUT INDEFINITELY

Freshman guard Connor McCaffery underwent a tonsillectomy last Wednesday at the University of Iowa Hospitals and Clinics as a result of recurrent bouts of throat infections and his recent case of mononucleosis.

McCaffery, who already has missed 10 games of his freshman campaign due to a sprained ankle and mononucleosis, will be out for an indeterminate period of time.

The native of Iowa City has played limited minutes in four non-conference games.

IOWA'S 2017-18 STATISTICAL COMPARISONS

	All Games	Big Ten	Home Games	Away Games	Iowa Wins	Iowa Losses
Record	9-6	0-2	6-1	3-5	9-0	0-6
Points	82.1	68.5	89.4	75.6	90.9	68.8
Opp. Pts	72.8	77.0	67.1	77.8	68.3	79.5
FG%	.485	.422	.521	.455	.530	.421
FG Def.	.419	.423	.392	.443	.402	.445
3-PT%	.374	.389	.405	.343	.401	.333
3-pt. Def.	.327	.455	.327	.328	.295	.378
FT%	.665	.567	.667	.662	.688	.596
REB	41.4	40.5	42.1	40.8	41.0	42.0
AST	19.7	16.5	23.6	16.4	22.6	15.5
TO	13.9	18.0	12.0	15.5	12.2	16.3
STL	6.0	5.5	7.1	5.0	6.9	4.7
BLK	5.1	6.0	6.7	3.8	5.8	4.2

BOHANNON NAMED CANDIDATE FOR BOB COUSY AWARD

Sophomore Jordan Bohannon is on the 20-player watch list for the 2018 Bob Cousy Point Guard of the Year Award. The annual honor recognizes the top point guards in Division I men's college basketball. A national committee comprised of top college basketball personnel determined the watch list of 20 candidates.

Bohannon joins Minnesota's Nate Mason and Bryant McIntosh of Northwestern as the only Big Ten student-athletes on the national list.

The native of Marion, Iowa, has had a great start to the 2017-18 campaign, dishing out a team-best 72 assists, and averaging 11.6 points. He is averaging 2.46 3-pointers made per game, which ranks fourth in the league and 162nd in the country.

Bohannon, one of five players named to the All-Big Ten Fresh-

man Team, led the Hawkeyes in assists (175) and 3-pointers made (89), and was third in scoring (10.9 ppg). He was one of only two freshmen in the country over the last 25 seasons to register 175+ assists and 85+ 3-pointers. His 89 triples shattered Iowa's single-season freshman record, besting Matt Gatens' previous mark of 52 set in 2009. Bohannon's 175 assists are the most by an Iowa freshman and rank eighth-best by any Hawkeye player in a single season. He finished the season by posting a school-record three straight double-doubles in points and assists (Indiana, South Dakota, and TCU). Bohannon helped lead Iowa to a win at nationally-ranked Maryland, draining eight 3-pointers (8-of-10) -- the most by a Hawkeye rookie and one shy of Chris Kingsbury's school record.

COACHING EXPERIENCE

Fran McCaffery has the most experienced coaching staffs in the country. The Iowa men's basketball staff has 58 years of combined collegiate head coaching experience and more than 125 years of collegiate coaching under their belts. Listed below are the number of years of head coaching experience on the Iowa staff.

Coach	Years
Fran McCaffery	21 years
Kirk Speraw	20 years
Sherman Dillard	10 years
Andrew Francis	2 years
Al Seibert	5 years

HAWKEYE FASTBREAKS

- Iowa is one of only three teams to have posted a Big Ten record of .500 or better each of the last five seasons (Michigan State and Wisconsin).
- Iowa has won 51 of its last 55 nonconference home games, dating back to 2012.
- Iowa is 74-15 when scoring 80 points or more, the last eight seasons. The Hawkeyes are 67-2 when holding opponents to fewer than 61 points, the last eight years.
- Fran McCaffery and his coaching staff are the first in program history to win 18 games or more in six straight seasons. McCaffery's 137 victories rank second behind Tom Davis (152) for most in the first seven seasons as Iowa's head coach.
- Fran McCaffery has guided Iowa to upper division finishes in the Big Ten in each of the last five seasons. McCaffery has accumulated 17 first division finishes in 21 years as a head coach.

HAWKEYES GO UNDEFEATED IN EUROPE

Iowa finished its European Tour with a perfect record in August notching wins in Germany, Switzerland, and Italy.

Four Hawkeyes averaged in double figures in the four games. Freshman Luka Garza averaged a double-double (22.5 points, 10.3 rebounds), sophomore Isaiah Moss averaged 12.5 points, Cook averaged 12.3 points, while Ryan Kriener averaged 11.3 points. As a team, the Hawkeyes shot 48.6 percent from the field, out-rebounded their opponents by 18, and had a +5.8 turnover margin.

Iowa played its first game in Germany, the home of Hawkeye senior Dom Uhl. The native of Frankfurt, Germany, had seven points, seven rebounds, three assists, two steals, and a block in his homecoming.

Garza led the team in scoring in all four games.

IOWA SIGNS 2 PREP STANDOUTS

Joe Wieskamp and C.J. Fredrick signed a National Letter of Intent to attend the University of Iowa on Nov. 8, 2017.

C.J. Fredrick

Guard, 6-foot-4, 185 pounds

Cincinnati, Ohio (Covington Catholic High School)

- Averaged 19.7 ppg, 3.2 rpg, and 1.5 spg in 19 games as a junior
- Helped led Covington HS to district championship & regional runners-up honors... team ranked sixth in the state both his junior & senior seasons
- Team captain as a junior and senior
- Made 134-of-246 field goal attempts (.545), including 38-of-94 (.404) from 3-point range as a junior
- Averaged 10.7 ppg, 2.7 rpg, and 1.6 apg as a sophomore
- 2017 Most Outstanding Player 35th District Boys Basketball Tournament
- Helped his team place third at the 2016 King of the Bluegrass Tournament, while earning all-tournament team accolades
- Played on the Indian Elite AAU squad and head coach Mike Fox
- 2016 and 2017 All-Conference Division 1 All-Star Team
- 2016 & 2017 Northern Kentucky Coaches Association All-Star Team
- 2017 Adidas AAU No. 1 Class of 2018 Top 3-Point Percentage Shooter (.506)

FRAN McCAFFERY ON C.J. FREDRICK

"C.J. is a good shooter and scorer, but also is a good ball handler and creates shots for other people. He's equally adept at making plays for himself and his teammates that help you win. C.J. is fiercely competitive and can play multiple positions. He felt comfortable here during the recruiting process, watched us on TV, and really studied our program. I coached his uncle and have known his father for a long time."

Joe Wieskamp (pronounced WEEZ-kamp)

Guard, 6-foot-7, 195 pounds

Muscataine, Iowa (Muscataine High School)

- School record holder in career points (1,573), points in a single-game (50), 3-pointers in a single-season (62), scoring average (30.4 ppg), and career rebounds
- Averaged a school-record 30.4 points per game as a junior
- Made a school-record 62 3-pointers last season as a junior
- Team captain his senior year
- Two-time first team all-state honoree
- 2017 Iowa Gatorade Player of the Year
- Currently ranked 40th and 68th by Rivals and ESPN, respectively, in the Class of 2018
- Averaged 18.6 points as a freshman, 21.6 points as a sophomore, and 30.4 points as a junior
- 2017 All-Iowa Boys Basketball Elite Team (Des Moines Register)
- MAC Player of the Year as a junior
- Three-time first-team All-MAC Player
- Also played on the Iowa Barnstormers AAU program
- Member of the Adidas US-Select Team
- NBPA Top 100 All-Tournament Team
- Excels in the classroom, boasting a 4.0 GPA
- National Honor Society member

FRAN McCAFFERY ON JOE WIESKAMP

"Not only is Joe is an incredibly versatile player, but he is a person with terrific character, basketball intellect, and commitment to the team. He has one of the best 3-point shooting strokes I have ever seen. We could not be more thrilled because he epitomizes everything you look for. He understands how to win and does what it takes to win."

RECENT GRADUATES PLAYING PROFESSIONAL BASKETBALL

A number of recent Iowa basketball graduates are playing professionally: Melsahn Basabe (Poland), Anthony Clemmons (Kazakhstan), Gabriel Olaseni (Spain), Jarrod Uthoff (NBA G League: Fort Wayne Mad Ants), Peter Jok (NBA G League: Northern Arizona Suns), Adam Woodbury (NBA G League: Westchester Knicks), and Aaron White (Lithuania).

RECENT BIG TEN SUCCESS

Below is a list of conference wins the last three years and four years. The Hawkeyes rank high in both breakdowns.

Last 3 Years (2015-17)

1.	Wisconsin	40
2.	Purdue	38
	Maryland	38
4.	Michigan State	35
5.	IOWA	34
6.	Indiana	31
7.	Ohio State	29
8.	Michigan	28
9.	Northwestern	24
10.	Illinois	22
11.	Minnesota	19
12.	Nebraska	17
	Penn State	17
14.	Rutgers	6

Last 4 Years (2014-17)

1.	Wisconsin	52
2.	Michigan State	47
3.	IOWA	43
	Michigan	43
	Purdue	43
6.	Ohio State	39
7.	Indiana	38
8.	Northwestern	30
9.	Illinois	29
10.	Nebraska	28
11.	Minnesota	27
12.	Penn State	23

A CLOSER LOOK AT IOWA'S FRESHMEN PRODUCTION IN 2016-17

- Iowa's six freshmen accounted for 48.8 percent of Iowa's offense, besting Iowa's 1943-44 freshmen class who averaged 40.7 points.
- Iowa freshmen scored in double figures a program-best 62 times, besting the 1997-98 squad (42).
- For the first time in program history, Iowa had four freshmen score at least 20 points in a single game: Tyler Cook (24 vs. Seton Hall; 21 at Maryland); Jordan Bohannon (24 at Maryland; 23 at Notre Dame; 24 vs. Indiana; 25 vs. TCU); Isaiah Moss (21 vs. Stetson); Cordell Pems (21 vs. Stetson).
- For the first time in school history, Iowa had five freshmen reach double digits in scoring in a game throughout the season: Tyler Cook, Jordan Bohannon, Cordell Pems, Ryan Kriener, and Isaiah Moss.
- Iowa freshmen accumulated 96 combined starts, which is the most in program history.
- Iowa rookies combined to average 15.4 rebounds per game, second behind the 2000-01 squad (16.3 rpg).

WEEKLY NEWS CONFERENCE SCHEDULE

Head coach Fran McCaffery will hold a weekly news conference and teleconferences to discuss his team preview upcoming games. Below are the upcoming dates:

News Conference Schedule

Jan. 16 (Tues.); Jan. 29 (Mon., 2 pm); Feb. 5 (Mon, 2 pm); Feb. 16 (Fri.)

Teleconferences

Jan. 9 (Tues.); Jan. 19 (Fri.); Jan. 22 (Mon.); Jan. 26 (Fri.); Feb. 2 (Fri.); Feb. 9 (Fri.)

IOWA HEADSHOTS AVAILABLE ONLINE

Up-to-date head shots of all Iowa players and coaches are available on the internet at pics.hawkeyesports.com.

ON THE HORIZON

Iowa will return to action in two days when the Hawkeyes welcome Ohio State to Carver-Hawkeye Arena. Tipoff is set for 6:01 p.m. (CT). Tickets are available via hawkeyesports.com/tickets.

51 NICHOLAS BAER

RS-Junior • Forward • 6-7 • 210
Bettendorf, Iowa • Bettendorf HS



2017-18 GAME-BY-GAME STATS

				Total		3-Pointers		Free throws		Rebounds											
Opponent	Date	gs	min	fg-fga	pct	3fg-fga	pct	ft-fa	pct	off	def	tot	avg	pf	a	t/o	blk	stl	pts	avg	
at Virginia Tech	11/28/17		22	2-9	.222	1-5	.200	0-0	.000	1	3	4	4.0	2	0	2	0	1	5	5.0	
PENN STATE	12/02/17	*	26	2-7	.286	0-3	.000	0-0	.000	3	2	5	4.5	1	0	2	2	0	4	4.5	
at Indiana	12/04/17		14	1-3	.333	1-3	.333	0-0	.000	0	3	3	4.0	4	1	3	3	1	3	4.0	
at Iowa State	12/07/17		21	3-7	.429	2-5	.400	0-0	.000	5	2	7	4.8	4	2	2	0	0	8	5.0	
SOUTHERN	12/10/17	*	12	1-3	.333	1-2	.500	1-3	.333	1	2	3	4.4	2	2	1	0	1	4	4.8	
vs Drake	12/16/17	*	23	5-12	.417	1-4	.250	0-1	.000	5	9	14	6.0	1	5	2	1	5	11	5.8	
SOUTHERN UTAH	12/19/17	*	21	2-4	.500	0-2	.000	1-1	1.000	3	7	10	6.6	1	2	2	1	2	5	5.7	
vs Colorado	12/22/17	*	19	1-5	.200	0-2	.000	0-0	.000	0	3	3	6.1	2	1	1	1	2	2	5.3	
NORTHERN ILLINOIS	12/29/17	*	12	2-3	.667	1-2	.500	0-0	.000	1	1	2	5.7	1	0	0	0	1	5	5.2	
Totals			6	170	19-53	.358	7-28	.250	2-5	.400	19	32	51	5.7	18	13	15	8	13	47	5.2

SEASON / CAREER STATS

POINTS

SEASON: 11 VS. DRAKE (12/16/17)
CAREER: 20 VS. PENN STATE (3/5/17)

REBOUNDS

SEASON: 14 VS. DRAKE (12/16/17)
CAREER: 14 VS. DRAKE (12/16/17)

ASSISTS

SEASON: 5 VS. DRAKE (12/16/17)
CAREER: 6 VS. SAVANNAH STATE (11/13/16)

BLOCKS

SEASON: 3 AT INDIANA (12/4/17)
CAREER: 6, 2X, LAST AT NEBRASKA (1/5/17)

STEALS

SEASON: 5 VS. DRAKE (12/16/17)
CAREER: 5 VS. DRAKE (12/16/17)

MINUTES

SEASON: 26 VS PENN STATE (12/2/17)
CAREER: 35 VS. INDIANA (2/21/17)

FIELD GOALS MADE

SEASON: 5 VS. DRAKE (12/16/17)
CAREER: 8 VS. TENNESSEE TECH (12/22/15)

FIELD GOALS ATTEMPTED

SEASON: 12 VS. DRAKE (12/16/17)
CAREER: 13 VS. VILLANOVA (3/20/16)

3-POINT FIELD GOALS MADE

SEASON: 2 AT IOWA STATE (12/7/17)
CAREER: 4, 4X, LAST VS. TCU (3/19/17)

3-POINT FIELD GOALS ATTEMPTED

SEASON: 5, 2X, LAST AT IOWA STATE (12/7/17)
CAREER: 7, 2X, LAST VS. ILLINOIS (2/18/17)

FREE THROWS MADE

SEASON: 1, 2X LAST VS. SOUTHERN UTAH (12/19/17)
CAREER: 6 VS. IOWA STATE (12/8/16)

FREE THROWS ATTEMPTED

SEASON: 3 VS. SOUTHERN (12/10/17)
CAREER: 7 VS. IOWA STATE (12/8/16)

- Missed Iowa's first six games due to a broken pinky finger in non-shooting hand (left)
- Started six games, including the last five (wins over Southern, Drake, Southern Utah, Colorado, Northern Illinois)
- Stuffed the stat sheet in win over Drake with a career-high 14 rebounds and five steals, while also being credited with five assists and 11 points
- Made at least one 3-pointer in six of nine games played
- Blocked a team-best three shots at Indiana
- Started first game of the year posting season bests in rebounds (5) and blocks (2) versus Penn State
- Awarded the 2017 Big Ten Sixth Man of the Year as a sophomore
- Two-time Academic All-Big Ten honoree
- Only Division I player in 2016-17 and only Big Ten player over the last 25 seasons to amass 250 points, 45 steals, 45 3-pointers, and 40+ blocked shots in a season

PRODUCTION TRACKER

	Season	Career
Scored 10+ Points:	1	16
Scored 15+ Points:	0	4
Scored 20+ Points:	0	1
Had 5+ Assists:	1	3
Had 3+ Blocks:	1	8
Had 3+ Steals:	1	8
Made 3+ 3-Pointers:	0	10
Led Team in Scoring:	0	2
Led Team in Rebounding:	2	15
Led Team in Assists:	0	1
Led Team in Steals:	4	17
Led Team in Blocks:	2	23
Double-Double:	1	4



CAREER STATS

YEAR	G/GS	FG-A	PCT	3-PT	PCT	FT-A	PCT	RB	AVG	PF-FO	AS	TO	BK	ST	PTS	AVG
Fresh.	33/0	61-123	.496	26-66	.394	10-15	.667	85	2.6	49-0	17	17	19	23	158	4.8
Soph.	34/10	91-203	.448	46-116	.397	27-44	.614	197	5.8	78-1	59	27	43	48	255	7.5
Junior	9/6	19-53	.358	7-28	.250	2-5	.400	51	5.7	18-0	13	15	8	13	47	5.2
TOTALS	76/16	171-379	.451	79-210	.376	39-64	.609	333	4.4	145-1	89	59	70	84	460	6.1



3 JORDAN BOHANNON

Sophomore • Guard • 6-0 • 180
Marion, Iowa • Linn-Mar HS



2017-18 GAME-BY-GAME STATS

Opponent	Date	gs	min	Total		3-Pointers		Free throws		Rebounds				pf	a	t/o	blk	stl	pts	avg	
				fg-fga	pct	3fg-fga	pct	ft-fa	pct	off	def	tot	avg								
CHICAGO STATE	11/10/17	*	21	4-10	.400	4-7	.571	0-0	.000	0	1	1	1.0	1	6	0	0	1	12	12.0	
ALABAMA STATE	11/12/17	*	18	1-4	.250	1-4	.250	2-2	1.000	0	1	1	1.0	1	6	1	0	0	5	8.5	
GRAMBLING STATE	11/16/17	*	28	1-7	.143	1-4	.250	9-10	.900	1	1	2	1.3	2	7	1	0	2	12	9.7	
vs Louisiana	11/20/17	*	36	7-16	.438	4-9	.444	3-4	.750	0	1	1	1.3	2	1	4	0	0	21	12.5	
vs South Dakota State	11/21/17	*	32	2-5	.400	2-5	.400	1-2	.500	1	1	2	1.4	3	7	1	0	0	7	11.4	
vs UAB	11/22/17	*	35	9-12	.750	6-8	.750	6-6	1.000	0	1	1	1.3	1	4	2	0	1	30	14.5	
at Virginia Tech	11/28/17	*	36	4-12	.333	4-8	.500	0-0	.000	0	2	2	1.4	1	3	2	0	0	12	14.1	
PENN STATE	12/02/17	*	34	3-6	.500	2-4	.500	0-0	.000	0	2	2	1.5	2	4	3	0	1	8	13.4	
at Indiana	12/04/17	*	29	2-8	.250	2-6	.333	1-2	.500	0	4	4	1.8	1	4	5	0	0	7	12.7	
at Iowa State	12/07/17	*	31	7-13	.538	5-10	.500	0-0	.000	0	1	1	1.7	3	2	4	0	0	19	13.3	
SOUTHERN	12/10/17	*	25	1-6	.167	0-3	.000	2-2	1.000	0	3	3	1.8	1	5	0	0	1	4	12.5	
vs Drake	12/16/17	*	29	6-8	.750	3-4	.750	0-1	.000	0	2	2	1.8	0	7	1	0	0	15	12.7	
SOUTHERN UTAH	12/19/17	*	29	1-7	.143	1-4	.250	0-0	.000	1	4	5	2.1	2	7	2	0	0	3	11.9	
vs Colorado	12/22/17	*	27	4-7	.571	1-4	.250	5-7	.714	0	6	6	2.4	2	2	3	0	1	14	12.1	
NORTHERN ILLINOIS	12/29/17	*	21	2-7	.286	1-5	.200	0-0	.000	0	2	2	2.3	0	7	0	0	0	5	11.6	
Totals			15	431	54-128	.422	37-85	.435	29-36	.806	3	32	35	2.3	22	72	29	0	7	174	11.6

SEASON / CAREER STATS

POINTS

SEASON: 30 vs. UAB (11/22/17)
CAREER: 30 vs. UAB (11/22/17)

REBOUNDS

SEASON: 6 vs. COLORADO (12/22/17)
CAREER: 6 vs. COLORADO (12/22/17)

ASSISTS

SEASON: 7, 5X, LAST vs. N. ILLINOIS (12/29/17)
CAREER: 13 vs. TCU (3/19/17)

BLOCKS

SEASON: ---
CAREER: 1, 2X, LAST AT MINNESOTA (2/8/17)

STEALS

SEASON: 2, 2X, LAST vs. GRAMBLING ST (11/16/17)
CAREER: 4, 2X, LAST vs. INDIANA (2/21/17)

MINUTES

SEASON: 16, 2X, LAST AT VIRGINIA TECH (11/28/17)
CAREER: 45 AT MINNESOTA (2/8/17)

FIELD GOALS MADE

SEASON: 9 vs. UAB (11/22/17)
CAREER: 9 vs. UAB (11/22/17)

FIELD GOALS ATTEMPTED

SEASON: 16 vs. LOUISIANA (11/20/17)
CAREER: 18 AT NOTRE DAME (11/29/16)

3-POINT FIELD GOALS MADE

SEASON: 6 vs. UAB (11/22/17)
CAREER: 8 AT MARYLAND (2/25/17)

3-POINT FIELD GOALS ATTEMPTED

SEASON: 10 AT IOWA STATE (12/7/17)
CAREER: 15 AT NOTRE DAME (11/29/16)

FREE THROWS MADE

SEASON: 9 vs. GRAMBLING STATE (11/16/17)
CAREER: 9 vs. GRAMBLING STATE (11/16/17)

FREE THROWS ATTEMPTED

SEASON: 10 vs. GRAMBLING STATE (11/16/17)
CAREER: 10 vs. GRAMBLING STATE (11/16/17)

- Made four or more 3-pointers five times, including a season-high six in victory versus UAB
- Credited with seven assists five times this season, including three of the last four games
- Registered seven assists with zero turnovers to go along with five points scored in win over Northern Illinois
- Dished out a game-high five assists and had zero turnovers in win over Southern University
- Tallied a team-best 19 points, bolstered by 5-of-10 shooting from 3-point range, at Iowa State
- Made first four 3-point attempts at Virginia Tech, finishing the game with 12 points on 4-of-8 from 3-point range
- Posted career bests in free throws made (9) and attempted (10) in win over Grambling State
- Averaged a team-best 19.3 points and 4.0 assists in three games at the Cayman Islands Classic
- Scored a career-best 30 points, bolstered by 6-of-8 shooting from 3-point range, in win over UAB
- One of only two freshmen nationally the last 25 years to register 175+ assists and 85+ 3-pointers
- His 175 assists are most by a Hawkeye freshman in a single-season, besting Jeff Horner's 140 in 2003

PRODUCTION TRACKER

	Season	Career
Scored 10+ Points:	8	25
Scored 15+ Points:	4	14
Scored 20+ Points:	2	7
Had 5+ Assists:	7	26
Had 3+ Blocks:	0	0
Had 3+ Steals:	0	2
Made 3+ 3-Pointers:	5	18
Led Team in Scoring:	2	9
Led Team in Rebounding:	0	0
Led Team in Assists:	13	36
Led Team in Steals:	2	9
Led Team in Blocks:	0	0
Double-Double:	0	3



CAREER STATS

YEAR	G/GS	FG-A	PCT	3-PT	PCT	FT-A	PCT	RB	AVG	PF-FO	AS	TO	BK	ST	PTS	AVG
Fresh.	34/28	118-304	.388	89-214	.416	47-55	.855	76	2.2	55-0	175	76	2	29	372	10.9
Soph.	15/15	54-128	.422	37-85	.435	29-36	.806	35	2.3	22-0	72	29	0	7	174	11.6
TOTALS	49/43	172-432	.398	126-299	.421	76-91	.835	111	2.3	77-0	247	105	2	36	546	11.1

5 TYLER COOK

Sophomore • Forward • 6-9 • 255
St. Louis, Missouri • Chaminade Prep



2017-18 GAME-BY-GAME STATS

Opponent	Date	gs	min	Total		3-Pointers		Free throws		Rebounds				pf	a	t/o	blk	stl	pts	avg	
				fg-fga	pct	3fg-fga	pct	ft-fta	pct	off	def	tot	avg								
CHICAGO STATE	11/10/17	*	21	4-4	1.000	0-0	.000	4-7	.571	2	4	6	6.0	1	3	0	0	1	12	12.0	
ALABAMA STATE	11/12/17	*	16	4-8	.500	0-1	.000	2-4	.500	2	4	6	6.0	2	2	0	0	1	10	11.0	
GRAMBLING STATE	11/16/17	*	29	4-6	.667	0-0	.000	7-8	.875	4	3	7	6.3	4	1	3	1	1	15	12.3	
vs Louisiana	11/20/17	*	22	2-5	.400	0-0	.000	2-2	1.000	2	4	6	6.3	2	0	0	0	0	6	10.8	
vs South Dakota State	11/21/17	*	28	4-10	.400	0-0	.000	3-4	.750	1	5	6	6.2	5	1	1	2	0	11	10.8	
vs UAB	11/22/17	*	35	8-11	.727	0-0	.000	13-16	.813	1	5	6	6.2	4	1	3	0	0	29	13.8	
at Virginia Tech	11/28/17	*	29	6-10	.600	0-0	.000	4-6	.667	1	8	9	6.6	3	1	2	2	0	16	14.1	
PENN STATE	12/02/17	*	34	7-13	.538	0-0	.000	9-13	.692	7	5	12	7.3	1	4	5	0	1	23	15.3	
at Indiana	12/04/17	*	14	4-8	.500	1-1	1.000	0-0	.000	4	1	5	7.0	3	0	3	0	1	9	14.6	
at Iowa State	12/07/17	*	25	1-5	.200	0-2	.000	0-2	.000	4	4	8	7.1	2	5	3	0	0	2	13.3	
SOUTHERN	12/10/17	*	17	3-5	.600	0-0	.000	2-2	1.000	0	4	4	6.8	4	0	1	2	0	8	12.8	
vs Drake	12/16/17	*	26	10-13	.769	0-1	.000	3-3	1.000	1	3	4	6.6	3	3	6	0	1	23	13.7	
SOUTHERN UTAH	12/19/17	*	22	7-12	.583	0-0	.000	2-4	.500	1	6	7	6.6	2	1	0	1	0	16	13.8	
vs Colorado	12/22/17	*	31	4-7	.571	0-0	.000	4-8	.500	3	3	6	6.6	2	0	4	2	0	12	13.7	
NORTHERN ILLINOIS	12/29/17	*	17	6-7	.857	0-0	.000	5-7	.714	2	1	3	6.3	0	3	3	0	0	17	13.9	
Totals			15	366	74-124	.597	1-5	.200	60-86	.698	35	60	95	6.3	38	25	34	10	6	209	13.9

SEASON / CAREER STATS

POINTS

SEASON: 29 vs. UAB (11/22/17)

CAREER: 30 vs. UAB (11/22/17)

REBOUNDS

SEASON: 12 vs. PENN STATE (12/2/17)

CAREER: 12 vs. PENN STATE (12/2/17)

ASSISTS

SEASON: 5 AT IOWA STATE (12/7/17)

CAREER: 5 AT IOWA STATE (12/7/17)

BLOCKS

SEASON: 2, 4X, LAST VS. COLORADO (12/22/17)

CAREER: 2, 4X, LAST VS. COLORADO (12/22/17)

STEALS

SEASON: 1, 5X, LAST VS. DRAKE (12/16/17)

CAREER: 3 AT RUTGERS (1/31/17)

MINUTES

SEASON: 35 vs. UAB (11/22/17)

SEASON: 35 vs. UAB (11/22/17)

FIELD GOALS MADE

SEASON: 10 vs. DRAKE (12/16/17)

CAREER: 10 vs. DRAKE (12/16/17)

FIELD GOALS ATTEMPTED

SEASON: 13, 2X LAST VS. DRAKE (12/16/17)

CAREER: 15 vs. SETON HALL (11/17/16)

3-POINT FIELD GOALS MADE

SEASON: 1 AT INDIANA (12/4/17)

CAREER: 1, 2X, LAST AT INDIANA (12/4/16)

3-POINT FIELD GOALS ATTEMPTED

SEASON: 2 AT IOWA STATE (12/7/17)

CAREER: 3 vs. SETON HALL (11/17/16)

FREE THROWS MADE

SEASON: 13 vs. UAB (11/22/17)

CAREER: 13 vs. UAB (11/22/17)

FREE THROWS ATTEMPTED

SEASON: 13, 2X LAST VS. PENN STATE (12/2/17)

CAREER: 13, 2X LAST VS. PENN STATE (12/2/17)

- Grabbed six or more rebounds in 11 of Iowa's 15 games
- Dunked the ball 28 times this season, including a season-best six in Iowa's win over Drake
- Scored in double figures a team-best 11 times, including the last four contests
- Made a team-best 60 percent of his field goal attempts and has team bests in FTs made (60) and attempted (86)
- Ranks seventh in the Big Ten in field goal percentage (.597) and 16th in rebounding (6.3)
- Netted a game-high 23 points on 10-of-13 shooting from the field and 3-of-3 from the FT line in win over Drake
- Scored a season-low two points at Iowa State, but posted team bests in assists (5) and rebounds (8)
- Posted first double-double of the season, totaling game bests in scoring (23) and rebounding (12) vs. Penn State
- Averaged 15.3 points and six rebounds in three games at the Cayman Islands Classic
- Poured in a career-best 29 points (8-of-11 FG, 13-of-16 FT) in win over UAB
- His 13 free throws made versus UAB are the fourth most in the Fran McCaffery era (2010-present)
- Equaled a career best with two rejections versus South Dakota State at Cayman Islands Classic
- Had his 22 consecutive field goals made streak snapped on his first attempt against Alabama State; streak spanned four games, dating back to the second half of the Indiana game at the Big Ten Tournament on March 9

PRODUCTION TRACKER

	Season	Career
Scored 10+ Points:	11	30
Scored 15+ Points:	7	14
Scored 20+ Points:	3	5
Had 5+ Assists:	0	0
Had 3+ Blocks:	0	0
Had 3+ Steals:	0	1
Made 3+ 3-Pointers:	0	0
Led Team in Scoring:	2	4
Led Team in Rebounding:	4	14
Led Team in Assists:	1	2
Led Team in Steals:	2	5
Led Team in Blocks:	3	10
Double-Double:	1	3



CAREER STATS

YEAR	G/GS	FG-A	PCT	3-PT	PCT	FT-A	PCT	RB	AVG	PF-FO	AS	TO	BK	ST	PTS	AVG
Fresh.	27/26	128-231	.554	2-8	.250	73-122	.598	143	5.3	67-0	26	65	11	18	331	12.3
Soph.	15/15	74-124	.597	1-5	.200	60-86	.698	95	6.3	38-1	25	34	10	6	209	13.9
TOTALS	42/41	202-355	.569	3-13	.231	133-208	.639	238	5.7	105-1	51	99	21	24	540	12.9



1 MAISHE DAILEY

Sophomore • Guard • 6-7 • 195
Beachwood, Ohio • Beachwood HS



2017-18 GAME-BY-GAME STATS

Opponent	Date	gs	min	Total		3-Pointers		Free throws		Rebounds				pf	a	t/o	blk	stl	pts	avg
				fg-fga	pct	3fg-fga	pct	ft-fa	pct	off	def	tot	avg							
CHICAGO STATE	11/10/17	18	3-5	.600	1-2	.500	3-3	1.000	1	1	2	2.0	1	1	3	0	0	10	10.0	
ALABAMA STATE	11/12/17	20	4-10	.400	2-6	.333	1-2	.500	0	2	2	2.0	0	3	0	0	2	11	10.5	
GRAMBLING STATE	11/16/17	7	1-2	.500	1-2	.500	0-0	.000	0	0	0	1.3	0	1	0	0	0	3	8.0	
vs Louisiana	11/20/17	17	1-2	.500	0-1	.000	2-2	1.000	0	1	1	1.3	0	2	0	0	0	4	7.0	
vs South Dakota State	11/21/17	5	0-2	.000	0-2	.000	0-0	.000	0	0	0	1.0	0	0	0	0	0	0	5.6	
vs UAB	11/22/17	20	1-2	.500	1-1	1.000	4-4	1.000	0	2	2	1.2	1	1	0	0	0	7	5.8	
at Virginia Tech	11/28/17	12	2-5	.400	0-2	.000	0-0	.000	0	0	0	1.0	1	0	2	0	0	4	5.6	
PENN STATE	12/02/17	4	0-0	.000	0-0	.000	0-0	.000	0	0	0	0.9	0	0	0	0	0	0	4.9	
at Indiana	12/04/17	21	1-7	.143	1-4	.250	0-0	.000	0	5	5	1.3	0	4	0	0	0	3	4.7	
at Iowa State	12/07/17	18	2-4	.500	2-3	.667	0-0	.000	0	6	6	1.8	1	0	1	0	0	6	4.8	
SOUTHERN	12/10/17	21	3-9	.333	3-6	.500	0-0	.000	2	2	4	2.0	0	2	0	0	0	9	5.2	
vs Drake	12/16/17	13	0-1	.000	0-1	.000	0-0	.000	0	1	1	1.9	0	1	1	0	0	0	4.8	
SOUTHERN UTAH	12/19/17	18	3-6	.500	2-4	.500	0-0	.000	0	3	3	2.0	0	2	1	0	1	8	5.0	
vs Colorado	12/22/17	27	5-7	.714	2-3	.667	4-6	.667	1	4	5	2.2	0	1	0	0	0	16	5.8	
NORTHERN ILLINOIS	12/29/17	12	3-3	1.000	1-1	1.000	1-2	.500	0	0	0	2.1	0	4	0	0	0	8	5.9	
Totals		0	233	29-65	.446	16-38	.421	15-19	.789	4	27	31	2.1	4	22	8	0	3	89	5.9

SEASON / CAREER STATS

POINTS

SEASON: 16 VS. COLORADO (12/22/17)

CAREER: 16 VS. COLORADO (12/22/17)

REBOUNDS

SEASON: 6 AT IOWA STATE (12/7/17)

CAREER: 7 VS. DELAWARE STATE (12/22/16)

ASSISTS

SEASON: 4, 2X, LAST VS. N. ILLINOIS (12/29/17)

CAREER: 8 VS. ALABAMA STATE (11/12/17)

BLOCKS

SEASON: ---

CAREER: 1 VS. SAVANNAH STATE (11/13/16)

STEALS

SEASON: 2 VS. ALABAMA STATE (11/12/17)

CAREER: 2, 2X, LAST VS. ALABAMA ST (11/12/17)

MINUTES

SEASON: 27 VS. COLORADO (12/22/17)

CAREER: 27 VS. COLORADO (12/22/17)

FIELD GOALS MADE

SEASON: 5 VS. COLORADO (12/22/17)

CAREER: 5 VS. COLORADO (12/22/17)

FIELD GOALS ATTEMPTED

SEASON: 10 VS. ALABAMA STATE (11/12/17)

CAREER: 10 VS. ALABAMA STATE (11/12/17)

3-POINT FIELD GOALS MADE

SEASON: 3 VS. SOUTHERN (12/10/17)

CAREER: 3 VS. SOUTHERN (12/10/17)

3-POINT FIELD GOALS ATTEMPTED

SEASON: 6, 2X, LAST VS. SOUTHERN (12/10/17)

CAREER: 7 VS. DELAWARE STATE (12/22/16)

FREE THROWS MADE

SEASON: 4, 2X, LAST VS. COLORADO (12/22/17)

CAREER: 4, 2X, LAST VS. COLORADO (12/22/17)

FREE THROWS ATTEMPTED

SEASON: 6 VS. COLORADO (12/22/17)

CAREER: 6 VS. COLORADO (12/22/17)

- Posted career bests in scoring (16), minutes played (27), and free throws made (4) and attempted (6) in win over Colorado in Sioux Falls, South Dakota
- Played double-digit minutes in 12 of 15 games, including 20 minutes or more in five games in 2017-18
- Sank at least one 3-pointer in 10 contests this year, including a career-best three in win over Southern Univ.
- Pulled down a season-best six rebounds to go along with six points at Iowa State
- Tied a career best playing 21 minutes at Indiana, while dishing out a season-best four assists with zero turnovers
- Scored seven points, including crucial 3-pointer from the baseline late in the game, in win over UAB
- Netted double figures in two of Iowa's first six games, including scoring a career-high 11 points vs. Alabama State

PRODUCTION TRACKER

	Season	Career
Scored 10+ Points:	3	3
Scored 15+ Points:	1	1
Scored 20+ Points:	0	0
Had 5+ Assists:	0	0
Had 3+ Blocks:	0	0
Had 3+ Steals:	0	0
Made 3+ 3-Pointers:	1	1
Led Team in Scoring:	1	1
Led Team in Rebounding:	1	1
Led Team in Assists:	2	2
Led Team in Steals:	1	1
Led Team in Blocks:	0	0
Double-Double:	0	0



CAREER STATS

YEAR	G/GS	FG-A	PCT	3-PT	PCT	FT-A	PCT	RB	AVG	PF-FO	AS	TO	BK	ST	PTS	AVG
Fresh.	12/0	10-22	.455	4-12	.333	3-6	.500	19	1.6	6-0	5	5	1	4	27	2.3
Soph.	15/0	29-65	.446	16-38	.421	15-19	.789	31	2.1	4-0	22	8	0	3	89	5.9
TOTALS	27/0	39-87	.448	20-50	.400	18-25	.720	50	1.9	10-0	27	13	1	7	116	4.3



24 BRADY ELLINGSON

RS-Junior • Guard • 6-4 • 196
Menomonee Falls, Wisconsin • Hamilton HS



2017-18 GAME-BY-GAME STATS

Opponent	Date	gs	min	Total		3-Pointers		Free throws		Rebounds				pf	a	t/o	blk	stl	pts	avg
				fg-fga	pct	3fg-fga	pct	ft-fa	pct	off	def	tot	avg							
CHICAGO STATE	11/10/17	28		3-5	.600	3-5	.600	0-0	.000	0	1	1	1.0	0	4	1	0	0	9	9.0
ALABAMA STATE	11/12/17	20		3-6	.500	3-5	.600	0-0	.000	0	1	1	1.0	0	4	0	0	0	9	9.0
GRAMBLING STATE	11/16/17	15		1-3	.333	0-2	.000	0-0	.000	0	2	2	1.3	0	3	1	0	0	2	6.7
vs Louisiana	11/20/17	10		0-3	.000	0-2	.000	0-0	.000	0	1	1	1.3	0	0	0	0	1	0	5.0
vs South Dakota State	11/21/17	9		0-1	.000	0-1	.000	0-0	.000	0	1	1	1.2	0	0	2	0	0	0	4.0
vs UAB	11/22/17	6		0-1	.000	0-1	.000	0-0	.000	0	0	0	1.0	0	0	1	0	1	0	3.3
at Virginia Tech	11/28/17	7		0-2	.000	0-2	.000	0-0	.000	0	0	0	0.9	2	0	0	1	1	0	2.9
PENN STATE	12/02/17	6		0-0	.000	0-0	.000	0-0	.000	0	0	0	0.8	1	3	0	0	0	0	2.5
at Indiana	12/04/17	24		6-9	.667	3-4	.750	1-2	.500	0	1	1	0.8	1	4	0	1	1	16	4.0
at Iowa State	12/07/17 *	30		3-11	.273	1-6	.167	0-1	.000	0	4	4	1.1	1	5	2	0	2	7	4.3
SOUTHERN	12/10/17	15		3-5	.600	2-4	.500	0-0	.000	0	1	1	1.1	0	1	0	0	0	8	4.6
vs Drake	12/16/17	12		1-3	.333	0-0	.000	0-0	.000	0	0	0	1.0	0	0	0	0	0	2	4.4
SOUTHERN UTAH	12/19/17	3		1-1	1.000	0-0	.000	1-1	1.000	0	0	0	0.9	0	0	0	0	0	3	4.3
vs Colorado	12/22/17	1		0-0	.000	0-0	.000	0-0	.000	0	0	0	0.9	0	0	1	0	0	0	4.0
NORTHERN ILLINOIS	12/29/17	17		2-4	.500	2-4	.500	0-0	.000	0	2	2	0.9	0	2	1	0	1	6	4.1
Totals		1	203	23-54	.426	14-36	.389	2-4	.500	0	14	14	0.9	5	26	9	2	7	62	4.1

SEASON / CAREER STATS

POINTS

SEASON: 16 AT INDIANA (12/4/17)

CAREER: 23 VS. SAVANNAH STATE (11/13/16)

REBOUNDS

SEASON: 4 AT IOWA STATE (12/7/17)

CAREER: 4, 3X, LAST AT IOWA STATE (12/7/17)

ASSISTS

SEASON: 5 AT IOWA STATE (12/7/17)

CAREER: 5, 3X, LAST AT IOWA STATE (12/7/17)

BLOCKS

SEASON: 1, 2X, LAST AT INDIANA (12/4/17)

CAREER: 1, 2X, LAST AT INDIANA (12/4/17)

STEALS

SEASON: 2 AT IOWA STATE (12/7/17)

CAREER: 2, 2X, LAST AT IOWA STATE (12/7/17)

MINUTES

SEASON: 30 AT IOWA STATE (12/7/17)

CAREER: 30 AT IOWA STATE (12/7/17)

FIELD GOALS MADE

SEASON: 6 AT INDIANA (12/4/17)

CAREER: 7, 2X, LAST VS. SAVANNAH ST (11/13/16)

FIELD GOALS ATTEMPTED

SEASON: 11 AT IOWA STATE (12/7/17)

CAREER: 11 AT IOWA STATE (12/7/17)

3-POINT FIELD GOALS MADE

SEASON: 3, 3X, LAST AT INDIANA (12/4/17)

CAREER: 5 VS. OHIO STATE (1/28/17)

3-POINT FIELD GOALS ATTEMPTED

SEASON: 6 AT IOWA STATE (12/7/17)

CAREER: 7 VS. OHIO STATE (1/28/17)

FREE THROWS MADE

SEASON: 1 AT INDIANA (12/4/17)

CAREER: 5, 2X, LAST VS. SAVANNAH ST (11/13/16)

FREE THROWS ATTEMPTED

SEASON: 1 AT IOWA STATE (12/7/17)

CAREER: 6 VS. COPPIN STATE (11/15/15)

- Thirty six of his 54 field goal attempts have come from 3-point territory
- Shifted from shooting guard to point guard the first 10 games due to Connor McCaffery missing time
- Played only three minutes and one minute versus Southern Utah and Colorado, respectively, due to injury (ankle)
- Started first game in his 78 career game played at Iowa State on Dec. 7
- Registered season bests in rebounds (4), assists (5), and blocks (1) at Iowa State
- Tallied a game and season-best 16 points, while being credited with four assists at Indiana

PRODUCTION TRACKER

	Season	Career
Scored 10+ Points:	1	8
Scored 15+ Points:	1	4
Scored 20+ Points:	0	2
Had 5+ Assists:	0	2
Had 3+ Blocks:	0	0
Had 3+ Steals:	0	0
Made 3+ 3-Pointers:	0	5
Led Team in Scoring:	0	3
Led Team in Rebounding:	0	0
Led Team in Assists:	2	4
Led Team in Steals:	2	5
Led Team in Blocks:	0	0
Double-Double:	0	0



CAREER STATS

YEAR	G/GS	FG-A	PCT	3-PT	PCT	FT-A	PCT	RB	AVG	PF-FO	AS	TO	BK	ST	PTS	AVG
Fresh.	7/0	4-8	.500	4-6	.667	1-2	.500	0	0.0	1-0	4	1	0	1	13	1.9
RS-Fresh.	27/0	28-61	.459	12-44	.273	7-10	.700	18	0.7	21-0	12	11	0	5	75	2.9
Soph.	34/0	49-111	.441	32-68	.471	18-18	1.000	39	1.1	28-0	37	14	0	11	148	4.4
Junior	15/1	23-54	.426	14-36	.389	2-4	.500	14	0.9	5-0	26	9	2	7	62	4.1
TOTALS	83/1	104-234	.444	62-154	.403	28-34	.824	71	0.9	55-0	79	35	2	24	298	3.6



55 **LUKA GARZA**

Freshman • Forward • 6-11 • 235
Washington, D.C. • Maret School



2017-18 GAME-BY-GAME STATS

Opponent	Date	gs	min	Total		3-Pointers		Free throws		Rebounds				pf	a	t/o	blk	stl	pts	avg	
				fg-fga	pct	3fg-fga	pct	ft-fa	pct	off	def	tot	avg								
CHICAGO STATE	11/10/17	*	18	6-6	1.000	0-0	.000	4-8	.500	1	4	5	5.0	1	1	1	3	0	16	16.0	
ALABAMA STATE	11/12/17	*	19	2-8	.250	0-1	.000	7-11	.636	5	8	13	9.0	1	1	1	2	0	11	13.5	
GRAMBLING STATE	11/16/17	*	28	6-9	.667	0-1	.000	1-4	.250	2	7	9	9.0	3	2	2	3	2	13	13.3	
vs Louisiana	11/20/17	*	12	0-2	.000	0-1	.000	0-0	.000	1	4	5	8.0	2	2	2	0	1	0	10.0	
vs South Dakota State	11/21/17	*	28	2-7	.286	0-2	.000	0-3	.000	2	8	10	8.4	1	1	0	1	0	4	8.8	
vs UAB	11/22/17	*	29	6-8	.750	0-0	.000	2-3	.667	2	5	7	8.2	4	1	1	3	0	14	9.7	
at Virginia Tech	11/28/17	*	14	2-6	.333	0-0	.000	0-2	.000	2	2	4	7.6	2	0	0	1	0	4	8.9	
PENN STATE	12/02/17	*	14	2-4	.500	0-1	.000	2-4	.500	0	3	3	7.0	0	0	0	0	1	6	8.5	
at Indiana	12/04/17	*	15	3-4	.750	0-0	.000	0-2	.000	1	2	3	6.6	2	1	1	0	0	6	8.2	
at Iowa State	12/07/17		7	1-1	1.000	0-0	.000	0-2	.000	1	3	4	6.3	2	1	2	0	0	2	7.6	
SOUTHERN	12/10/17		19	7-10	.700	1-1	1.000	8-10	.800	6	7	13	6.9	3	2	1	1	0	23	9.0	
vs Drake	12/16/17		17	4-8	.500	1-2	.500	4-6	.667	3	4	7	6.9	3	1	0	0	3	13	9.3	
SOUTHERN UTAH	12/19/17		19	5-9	.556	0-1	.000	7-8	.875	3	2	5	6.8	1	1	2	2	0	17	9.9	
vs Colorado	12/22/17		11	1-4	.250	0-1	.000	0-0	.000	2	2	4	6.6	3	2	1	0	0	2	9.4	
NORTHERN ILLINOIS	12/29/17		16	8-8	1.000	3-3	1.000	6-8	.750	0	7	7	6.6	2	1	1	5	0	25	10.4	
Totals			9	266	55-94	.585	5-14	.357	41-71	.577	31	68	99	6.6	30	17	15	21	7	156	10.4

SEASON / CAREER STATS

POINTS

SEASON: 25 VS. NORTHERN ILLINOIS (12/29/17)

REBOUNDS

SEASON: 13, 2X, LAST VS. SOUTHERN (12/10/17)

ASSISTS

SEASON: 2, 4X, LAST VS. COLORADO (12/22/17)

BLOCKS

SEASON: 5 VS. NORTHERN ILLINOIS (12/29/17)

STEALS

SEASON: 3 VS. DRAKE (12/16/17)

MINUTES

SEASON: 29 VS. UAB (11/22/17)

FIELD GOALS MADE

SEASON: 8 VS. NORTHERN ILLINOIS (12/29/17)

FIELD GOALS ATTEMPTED

SEASON: 10 VS. SOUTHERN (12/10/17)

3-POINT FIELD GOALS MADE

SEASON: 3 VS. NORTHERN ILLINOIS (12/29/17)

3-POINT FIELD GOALS ATTEMPTED

SEASON: 3 VS. NORTHERN ILLINOIS (12/29/17)

FREE THROWS MADE

SEASON: 8 VS. SOUTHERN (12/10/17)

FREE THROWS ATTEMPTED

SEASON: 11 VS. ALABAMA STATE (11/12/17)

- Posted double figures eight times, including four of the last five contests
- Ranks first on the team in rebounding (6.6) and blocked shots (1.4), and fourth in scoring (10.4)
- Registered personal bests in scoring (25), blocked shots (5), and 3-pointers (3) in win over Northern Illinois
- Ranks 15th in the Big Ten in rebounding (6.6) and 10th in blocked shots (1.4)
- Was 16-of-39 (.410) from the foul line the first 10 games; made 25 of last 32 (.781) the last five games combined
- Credited with a personal-best three steals in win over Drake
- Posted second double-double scoring 23 points and a personal-best 13 rebounds in win over Southern
- Led team in rebounding (7) and blocks (3) while also scoring 14 points in win over UAB
- Grabbed a team-best 10 rebounds versus South Dakota State at Cayman Islands Classic
- Tabbed Big Ten Freshman of the Week on Nov. 13 after leading the team in scoring (13.5), rebounding (9.0), and blocked shots (2.5) in wins over Chicago State and Alabama State
- Fifth Hawkeye to post a double-double in either his first or second game over the last 20 years (Dean Oliver, Reggie Evans, Devon Archie, Aaron White)

PRODUCTION TRACKER

	Season	Career
Scored 10+ Points:	8	8
Scored 15+ Points:	4	4
Scored 20+ Points:	2	2
Had 5+ Assists:	0	0
Had 3+ Blocks:	4	4
Had 3+ Steals:	1	1
Made 3+ 3-Pointers:	0	0
Led Team in Scoring:	4	4
Led Team in Rebounding:	6	6
Led Team in Assists:	1	1
Led Team in Steals:	2	2
Led Team in Blocks:	5	5
Double-Double:	2	2




CAREER STATS

YEAR	G/GS	FG-A	PCT	3-PT	PCT	FT-A	PCT	RB	AVG	PF-FO	AS	TO	BK	ST	PTS	AVG
Fresh.	15/9	55-94	.585	5-14	.357	41-71	.577	99	6.6	30-0	17	15	21	7	156	10.4



15 RYAN KRIENER

Sophomore • Forward • 6-9 • 250
Spirit Lake, Iowa • Spirit Lake HS



2017-18 GAME-BY-GAME STATS

Opponent	Date	gs	min	Total		3-Pointers		Free throws		Rebounds				pf	a	t/o	blk	stl	pts	avg
				fg-fga	pct	3fg-fga	pct	ft-fa	pct	off	def	tot	avg							
CHICAGO STATE	11/10/17	14		2-3	.667	0-0	.000	0-1	.000	0	1	1	1.0	3	2	3	2	0	4	4.0
ALABAMA STATE	11/12/17	17		2-2	1.000	0-0	.000	0-0	.000	1	3	4	2.5	4	4	0	0	1	4	4.0
GRAMBLING STATE	11/16/17	11		2-2	1.000	0-0	.000	0-0	.000	1	0	1	2.0	1	1	1	0	0	4	4.0
vs Louisiana	11/20/17	26		1-5	.200	0-0	.000	1-3	.333	1	3	4	2.5	5	2	0	1	2	3	3.8
vs South Dakota State	11/21/17	10		2-2	1.000	1-1	1.000	0-0	.000	0	1	1	2.2	1	0	3	0	0	5	4.0
vs UAB	11/22/17	11		1-1	1.000	0-0	.000	0-0	.000	0	1	1	2.0	4	0	2	0	0	2	3.7
at Virginia Tech	11/28/17	5		0-1	.000	0-0	.000	0-0	.000	0	0	0	1.7	3	0	0	0	2	0	3.1
PENN STATE	12/02/17	7		2-3	.667	1-1	1.000	0-0	.000	3	1	4	2.0	2	2	0	1	1	5	3.4
at Indiana	12/04/17	dnp		-	-	-	-	-	-	-	-	-	-	-	-	-	-	-	-	-
at Iowa State	12/07/17	6		1-4	.250	0-1	.000	0-0	.000	2	1	3	2.1	1	0	0	0	0	2	3.2
SOUTHERN	12/10/17	12		3-6	.500	0-1	.000	0-0	.000	0	3	3	2.2	0	2	1	1	2	6	3.5
vs Drake	12/16/17	15		2-6	.333	0-1	.000	0-0	.000	0	2	2	2.2	2	2	0	0	0	4	3.5
SOUTHERN UTAH	12/19/17	10		2-3	.667	0-0	.000	1-2	.500	1	3	4	2.3	0	3	1	0	1	5	3.7
vs Colorado	12/22/17	5		1-1	1.000	0-0	.000	0-0	.000	1	1	2	2.3	0	1	2	0	0	2	3.5
NORTHERN ILLINOIS	12/29/17	17		2-5	.400	0-1	.000	1-2	.500	2	1	3	2.4	1	2	0	0	0	5	3.6
Totals		0	166	23-44	.523	2-6	.333	3-8	.375	12	21	33	2.4	27	21	13	5	9	51	3.6

SEASON / CAREER STATS

POINTS

SEASON: 6, VS. SOUTHERN (12/10/17)

CAREER: 14, 2X, LAST VS. OHIO STATE (1/28/17)

REBOUNDS

SEASON: 5 VS. PENN STATE (12/2/17)

CAREER: 7 VS. OHIO STATE (1/28/17)

ASSISTS

SEASON: 4 VS. ALABAMA STATE (11/12/17)

CAREER: 4 VS. ALABAMA STATE (11/12/17)

BLOCKS

SEASON: 2 VS. CHICAGO STATE (11/10/17)

CAREER: 3, 2X, LAST VS. INDIANA (2/21/17)

STEALS

SEASON: 2, 3X, LAST VS. SOUTHERN (12/10/17)

CAREER: 2, 3X, LAST VS. SOUTHERN (12/10/17)

MINUTES

SEASON: 6 VS. LOUISIANA (11/20/17)

CAREER: 26 VS. LOUISIANA (11/20/17)

FIELD GOALS MADE

SEASON: 3 VS. SOUTHERN (12/10/17)

CAREER: 6, 2X, LAST VS. OHIO STATE (1/28/17)

FIELD GOALS ATTEMPTED

SEASON: 6, 2X LAST VS. DRAKE (12/16/17)

CAREER: 7, 2X, LAST VS. OHIO STATE (1/28/17)

3-POINT FIELD GOALS MADE

SEASON: 1, 2X, LAST VS. PENN STATE (12/2/17)

CAREER: 1, 3X, LAST VS. PENN STATE (12/2/17)

3-POINT FIELD GOALS ATTEMPTED

SEASON: 1, 4X, LAST VS. DRAKE (12/16/17)

CAREER: 1, 5X, LAST VS. DRAKE (12/16/17)

FREE THROWS MADE

SEASON: 1, 3X, LAST VS. N. ILLINOIS (12/29/17)

CAREER: 2, 3X, LAST VS. OHIO STATE (1/28/17)

FREE THROWS ATTEMPTED

SEASON: 3 VS. LOUISIANA (11/20/17)

CAREER: 3, 3X, LAST VS. LOUISIANA (11/20/17)

- Did not play at Indiana on Dec. 4 (concussion)
- Scored four points or more in nine of 15 contests played
- Netted five points and had three rebounds in victory over Northern Illinois last Friday
- Scored a season-high six points and led team in steals with two in win over Southern University
- Made both 3-point attempts this season, including only attempt versus Penn State
- Tallied five points, four rebounds, one block, and one steal before leaving game in the second half due to injury Saturday versus Penn State
- Dished out a career-best four assists in win over Alabama State
- Led team in steals (2) at Virginia Tech
- Netted a season-best five points, sinking second career 3-pointer, versus SDSU at Cayman Islands Classic
- Led team in steals (2), assists (2), and blocked shots) versus Louisiana

PRODUCTION TRACKER

	Season	Career
Scored 10+ Points:	0	2
Scored 15+ Points:	0	0
Scored 20+ Points:	0	0
Had 5+ Assists:	0	0
Had 3+ Blocks:	0	2
Had 3+ Steals:	0	0
Made 3+ 3-Pointers:	0	0
Led Team in Scoring:	0	1
Led Team in Rebounding:	0	0
Led Team in Assists:	0	0
Led Team in Steals:	4	4
Led Team in Blocks:	1	4
Double-Double:	0	0



CAREER STATS

YEAR	G/GS	FG-A	PCT	3-PT	PCT	FT-A	PCT	RB	AVG	PF-FO	AS	TO	BK	ST	PTS	AVG
Fresh.	28/0	38-69	.551	1-5	.200	9-15	.600	61	2.2	39-0	11	18	9	6	86	3.1
Soph.	14/0	23-44	.523	2-6	.333	3-8	.375	33	2.4	27-1	21	13	5	9	51	3.6
TOTALS	42/0	61-113	.540	3-11	.273	12-23	.522	94	2.2	66-1	32	31	14	15	137	3.3



30 CONNOR McGAFFERY

Freshman • Guard • 6-5 • 200
Iowa City, Iowa • Iowa West HS



2017-18 GAME-BY-GAME STATS

Opponent	Date	gs	min	Total		3-Pointers		Free throws		Rebounds				pf	a	t/o	blk	stl	pts	avg
				fg-fga	pct	3fg-fga	pct	ft-fa	pct	off	def	tot	avg							
SOUTHERN	12/10/17	17		1-1	1.000	1-1	1.000	2-3	.667	0	3	3	3.0	0	4	1	0	1	5	5.0
vs Drake	12/16/17	9		0-0	.000	0-0	.000	0-0	.000	0	0	0	1.5	0	0	0	0	0	0	2.5
SOUTHERN UTAH	12/19/17	15		0-1	.000	0-1	.000	0-0	.000	0	1	1	1.3	1	2	0	0	0	0	1.7
vs Colorado	12/22/17	12		1-1	1.000	0-0	.000	1-1	1.000	0	0	0	1.0	1	1	3	0	1	3	2.0
Totals		0	53	2-3	.667	1-2	.500	3-4	.750	0	4	4	1.0	2	7	4	0	2	8	2.0

SEASON / CAREER STATS

POINTS

SEASON: 5 VS. SOUTHERN (12/10/17)

REBOUNDS

SEASON: 3 VS. SOUTHERN (12/10/17)

ASSISTS

SEASON: 4 VS. SOUTHERN (12/10/17)

BLOCKS

SEASON: - - -

STEALS

SEASON: 1 VS. SOUTHERN (12/10/17)

MINUTES

SEASON: 17 VS. SOUTHERN (12/10/17)

FIELD GOALS MADE

SEASON: 1 VS. SOUTHERN (12/10/17)

FIELD GOALS ATTEMPTED

SEASON: 1, 2X, LAST VS. SOUTHERN UTAH (12/19/17)

3-POINT FIELD GOALS MADE

SEASON: 1 VS. SOUTHERN (12/10/17)

3-POINT FIELD GOALS ATTEMPTED

SEASON: 1, 2X, LAST VS. SOUTHERN UTAH (12/19/17)

FREE THROWS MADE

SEASON: 2 VS. SOUTHERN (12/10/17)

FREE THROWS ATTEMPTED

SEASON: 3 VS. SOUTHERN (12/10/17)

- Underwent tonsillectomy on Dec. 26; out indefinitely
- Missed first two games due to a sprained ankle
- Missed following eight outings due to illness (mono)
- Played in first collegiate game on Dec. 10 in win over Southern University, collecting five points, four assists, three rebounds, and one steal

PRODUCTION TRACKER

	Season	Career
Scored 10+ Points:	0	0
Scored 15+ Points:	0	0
Scored 20+ Points:	0	0
Had 5+ Assists:	0	0
Had 3+ Blocks:	0	0
Had 3+ Steals:	0	0
Made 3+ 3-Pointers:	0	0
Led Team in Scoring:	0	0
Led Team in Rebounding:	0	0
Led Team in Assists:	0	0
Led Team in Steals:	0	0
Led Team in Blocks:	0	0
Double-Double:	0	0



CAREER STATS

YEAR	G/GS	FG-A	PCT	3-PT	PCT	FT-A	PCT	RB	AVG	PF-FO	AS	TO	BK	ST	PTS	AVG
Fresh.	4/0	2-3	.667	1-2	.500	3-4	.750	4	1.0	2-0	7	4	0	2	8	2.0



4 ISAIAH MOSS

RS-Sophomore • Guard • 6-5 • 205
Chicago, Illinois • Simeon HS



2017-18 GAME-BY-GAME STATS

Opponent	Date	gs	min	Total		3-Pointers		Free throws		Rebounds				pf	a	t/o	blk	stl	pts	avg	
				fg-fga	pct	3fg-fga	pct	ft-fa	pct	off	def	tot	avg								
CHICAGO STATE	11/10/17	*	13	5-7	.714	4-6	.667	0-0	.000	0	1	1	1.0	2	1	1	0	1	14	14.0	
ALABAMA STATE	11/12/17	*	18	4-7	.571	2-5	.400	2-2	1.000	0	2	2	1.5	3	1	2	1	0	12	13.0	
GRAMBLING STATE	11/16/17	*	30	4-9	.444	3-6	.500	4-4	1.000	0	2	2	1.7	3	1	0	0	2	15	13.7	
vs Louisiana	11/20/17	*	20	6-17	.353	2-5	.400	10-10	1.000	2	1	3	2.0	4	1	1	0	0	24	16.3	
vs South Dakota State	11/21/17	*	32	8-16	.500	2-7	.286	0-0	.000	0	2	2	2.0	1	3	4	0	2	18	16.6	
vs UAB	11/22/17	*	32	5-11	.455	1-2	.500	1-2	.500	0	2	2	2.0	2	4	1	0	1	12	15.8	
at Virginia Tech	11/28/17	*	22	1-6	.167	0-2	.000	0-0	.000	0	2	2	2.0	2	1	4	0	0	2	13.9	
PENN STATE	12/02/17	*	31	6-13	.462	1-3	.333	0-0	.000	0	3	3	2.1	2	2	4	0	1	13	13.8	
at Indiana	12/04/17	*	17	1-5	.200	0-1	.000	0-0	.000	0	4	4	2.3	0	1	2	0	0	2	12.4	
at Iowa State	12/07/17	*	17	2-8	.250	0-4	.000	0-0	.000	0	2	2	2.3	0	1	1	1	0	4	11.6	
SOUTHERN	12/10/17	*	21	4-10	.400	4-9	.444	0-0	.000	1	1	2	2.3	0	2	0	0	1	12	11.6	
vs Drake	12/16/17	*	22	4-8	.500	1-4	.250	0-0	.000	0	0	0	2.1	1	2	0	0	1	9	11.4	
SOUTHERN UTAH	12/19/17	*	24	6-14	.429	3-8	.375	1-1	1.000	1	2	3	2.2	2	1	1	0	2	16	11.8	
vs Colorado	12/22/17	*	32	5-12	.417	0-4	.000	6-8	.750	0	4	4	2.3	4	2	3	0	0	16	12.1	
NORTHERN ILLINOIS	12/29/17	*	25	4-7	.571	3-4	.750	0-0	.000	0	1	1	2.2	0	5	1	0	1	11	12.0	
Totals			15	356	65-150	.433	26-70	.371	24-27	.889	4	29	33	2.2	26	28	25	2	12	180	12.0

SEASON / CAREER STATS

POINTS

SEASON: 24 VS. LOUISIANA (11/20/17)
CAREER: 24 VS. LOUISIANA (11/20/17)

REBOUNDS

SEASON: 4, 2X, LAST VS. COLORADO (12/22/17)
CAREER: 6 VS. STETSON (12/5/16)

ASSISTS

SEASON: 5 VS. NORTHERN ILLINOIS (12/29/17)
CAREER: 5, 2X, LAST VS. N. ILLINOIS (12/29/17)

BLOCKS

SEASON: 1, 2X, LAST AT IOWA STATE (12/7/17)
CAREER: 2, 3X, LAST VS. S. DAKOTA (3/15/17)

STEALS

SEASON: 2, 3X, LAST VS. SOUTHERN UTAH (12/19/17)
CAREER: 5 VS. INDIANA (3/9/17)

MINUTES

SEASON: 32, 3X, LAST VS. COLORADO (12/22/17)
CAREER: 37 AT NEBRASKA (1/5/17)

FIELD GOALS MADE

SEASON: 8 VS. SDSU (11/21/17)
SEASON: 8, 2X, LAST VS. SDSU (11/21/17)

FIELD GOALS ATTEMPTED

SEASON: 17 VS. LOUISIANA (11/20/17)
CAREER: 17 VS. LOUISIANA (11/20/17)

3-POINT FIELD GOALS MADE

SEASON: 4, 2X LAST VS. SOUTHERN (12/10/17)
CAREER: 5 VS. STETSON (12/5/16)

3-POINT FIELD GOALS ATTEMPTED

SEASON: 9 VS. SOUTHERN (12/10/17)
CAREER: 9, 2X, LAST VS. SOUTHERN (12/10/17)

FREE THROWS MADE

SEASON: 10 VS. LOUISIANA (11/20/17)
CAREER: 10 VS. LOUISIANA (11/20/17)

FREE THROWS ATTEMPTED

SEASON: 10 VS. LOUISIANA (11/20/17)
CAREER: 10 VS. LOUISIANA (11/20/17)

- Ranks second on the team, averaging 12 points per game
- Tied career high with five assists and netted 11 points, bolstered by 3-of-4 shooting from 3-point range, in win over NIU
- Made at least one 3-pointer in all but four games this season
- Scored in double figures a team-best 11 times
- Voted to the Cayman Islands Classic All-Tournament Team, averaging 18 points in three games played
- Missed only three free throw attempts this season (24-of-27, .889)
- Poured in a career-best 24 points, bolstered by a perfect 10-of-10 at the FT line, versus Louisiana
- Registered team bests in scoring (18) and steals (2) versus South Dakota State

PRODUCTION TRACKER

	Season	Career
Scored 10+ Points:	11	20
Scored 15+ Points:	5	9
Scored 20+ Points:	1	2
Had 5+ Assists:	1	2
Had 3+ Blocks:	0	0
Had 3+ Steals:	0	1
Made 3+ 3-Pointers:	4	8
Led Team in Scoring:	3	3
Led Team in Rebounding:	0	0
Led Team in Assists:	2	2
Led Team in Steals:	4	7
Led Team in Blocks:	1	8
Double-Double:	0	0



CAREER STATS

YEAR	G/GS	FG-A	PCT	3-PT	PCT	FT-A	PCT	RB	AVG	PF-FO	AS	TO	BK	ST	PTS	AVG
Fresh.	34/28	84-204	.412	29-81	.358	23-31	.742	55	1.6	42-1	29	36	13	19	220	6.5
Soph.	15/15	65-150	.433	26-70	.371	24-27	.889	33	2.2	26-0	28	25	2	12	180	12.0
TOTALS	49/43	149-354	.421	55-151	.364	47-58	.810	88	1.8	68-1	57	61	15	31	400	8.2



2 JACK NUNGE

Freshman • Forward • 6-11 • 225
Newburgh, Indiana • New Castle HS



2017-18 GAME-BY-GAME STATS

Opponent	Date	gs	min	Total		3-Pointers		Free throws		Rebounds				pf	a	t/o	blk	stl	pts	avg
				fg-fga	pct	3fg-fga	pct	ft-fa	pct	off	def	tot	avg							
CHICAGO STATE	11/10/17	19	2-4	.500	0-1	.000	6-7	.857	1	3	4	4.0	1	0	2	1	4	10	10.0	
ALABAMA STATE	11/12/17	20	2-6	.333	2-4	.500	0-0	.000	2	3	5	4.5	1	1	1	2	3	6	8.0	
GRAMBLING STATE	11/16/17	27	6-8	.750	3-5	.600	2-4	.500	1	6	7	5.3	0	2	0	1	0	17	11.0	
vs Louisiana	11/20/17	28	3-6	.500	0-1	.000	3-5	.600	2	0	2	4.5	1	0	4	0	1	9	10.5	
vs South Dakota State	11/21/17	25	5-5	1.000	2-2	1.000	2-4	.500	1	1	2	4.0	2	1	2	0	1	14	11.2	
vs UAB	11/22/17	*	14	0-3	.000	0-1	.000	0-0	.000	1	2	3	3.8	2	3	0	0	0	9.3	
at Virginia Tech	11/28/17	20	2-4	.500	0-1	.000	0-0	.000	2	4	6	4.1	1	0	1	0	1	4	8.6	
PENN STATE	12/02/17	15	1-1	1.000	0-0	.000	0-0	.000	0	1	1	3.8	2	0	2	3	0	2	7.8	
at Indiana	12/04/17	*	26	4-8	.500	2-4	.500	2-2	1.000	1	5	6	4.0	3	1	0	1	12	8.2	
at Iowa State	12/07/17	*	23	7-14	.500	1-5	.200	1-3	.333	4	4	8	4.4	4	4	0	1	0	16	9.0
SOUTHERN	12/10/17	*	20	2-5	.400	1-2	.500	6-6	1.000	0	2	2	4.2	1	2	1	4	0	11	9.2
vs Drake	12/16/17	*	10	2-3	.667	0-0	.000	1-1	1.000	0	0	0	3.8	2	0	2	1	0	5	8.8
SOUTHERN UTAH	12/19/17	*	21	4-5	.800	0-1	.000	1-2	.500	0	4	4	3.8	0	4	1	1	0	9	8.8
vs Colorado	12/22/17	*	10	1-2	.500	0-1	.000	1-1	1.000	0	1	1	3.6	0	1	0	0	0	3	8.4
NORTHERN ILLINOIS	12/29/17	*	21	3-8	.375	1-4	.250	0-0	.000	1	1	2	3.5	0	1	1	2	2	7	8.3
Totals		8	299	44-82	.537	12-32	.375	25-35	.714	16	37	53	3.5	20	20	17	17	13	125	8.3

SEASON / CAREER STATS

POINTS

SEASON: 17 VS. GRAMBLING STATE (11/16/17)

REBOUNDS

SEASON: 8 AT IOWA STATE (12/7/17)

ASSISTS

SEASON: 4, 2X, LAST VS. SOUTHERN UTAH (12/19/17)

BLOCKS

SEASON: 4 VS. SOUTHERN (12/10/17)

STEALS

SEASON: 4 VS. CHICAGO STATE (11/10/17)

MINUTES

SEASON: 28 VS. LOUISIANA (11/20/17)

FIELD GOALS MADE

SEASON: 7 AT IOWA STATE (12/7/17)

FIELD GOALS ATTEMPTED

SEASON: 14 AT IOWA STATE (12/7/17)

3-POINT FIELD GOALS MADE

SEASON: 3 VS. GRAMBLING STATE (11/16/17)

3-POINT FIELD GOALS ATTEMPTED

SEASON: 5, 2X, LAST AT IOWA STATE (12/7/17)

FREE THROWS MADE

SEASON: 6, 2X, LAST VS. SOUTHERN (12/10/17)

FREE THROWS ATTEMPTED

SEASON: 7 VS. CHICAGO STATE (11/10/17)

- Started eight games, including the last seven
- Credited with a team-best 13 steals and is second in blocked shots (17)
- Scored in double figures for the sixth time, and third straight game, with 11 points and denied a game and personal-best four shots in win over Southern University
- Grabbed a game-high eight rebounds to go along with 16 points at Iowa State
- Netted 12 points and snagged a team-best six rebounds at Indiana
- Rejected a game-best three shots and made only field goal attempt versus Penn State
- Netted double figures in three of Iowa's first six games (Chicago State, Grambling State, South Dakota State)
- Dished out a career-best three assists in first career start in Iowa's win over UAB
- Scored 14 points, bolstered by 5-of-5 shooting from the field and 2-of-2 from 3-point range, versus SDSU
- Posted season bests in scoring (17), rebounding (7), and 3-pointers made (3) in win over Grambling State

PRODUCTION TRACKER

	Season	Career
Scored 10+ Points:	6	6
Scored 15+ Points:	2	2
Scored 20+ Points:	0	0
Had 5+ Assists:	0	0
Had 3+ Blocks:	0	0
Had 3+ Steals:	2	2
Made 3+ 3-Pointers:	1	1
Led Team in Scoring:	1	1
Led Team in Rebounding:	2	2
Led Team in Assists:	0	0
Led Team in Steals:	4	4
Led Team in Blocks:	5	5
Double-Double:	0	0



CAREER STATS

YEAR	G/GS	FG-A	PCT	3-PT	PCT	FT-A	PCT	RB	AVG	PF-FO	AS	TO	BK	ST	PTS	AVG
Fresh.	15/8	44-82	.537	12-32	.375	25-35	.714	53	3.5	20-0	20	17	17	13	125	8.3



**2017-18 GAME-BY-GAME STATS**

				Total		3-Pointers		Free throws		Rebounds										
Opponent	Date	gs	min	fg-fga	pct	3fg-fga	pct	ft-fa	pct	off	def	tot	avg	pf	a	t/o	blk	stl	pts	avg
CHICAGO STATE	11/10/17	13	2-5	.400	0-0	.000	1-3	.333	1	4	5	5.0	4	1	2	0	0	5	5.0	
ALABAMA STATE	11/12/17	24	6-9	.667	0-0	.000	3-8	.375	4	1	5	5.0	1	1	2	1	1	15	10.0	
GRAMBLING STATE	11/16/17	13	0-0	.000	0-0	.000	3-4	.750	1	1	2	4.0	1	1	3	0	0	3	7.7	
vs Louisiana	11/20/17	18	2-3	.667	0-0	.000	0-0	.000	1	7	8	5.0	2	1	2	1	0	4	6.8	
vs South Dakota State	11/21/17	12	0-1	.000	0-0	.000	2-2	1.000	0	3	3	4.6	1	2	1	0	0	2	5.8	
vs UAB	11/22/17	16	0-1	.000	0-0	.000	1-4	.250	0	5	5	4.7	0	4	0	1	0	1	5.0	
at Virginia Tech	11/28/17	21	2-8	.250	0-0	.000	2-2	1.000	7	7	14	6.0	1	6	0	1	0	6	5.1	
PENN STATE	12/02/17	19	4-6	.667	0-0	.000	2-4	.500	0	5	5	5.9	2	1	2	0	0	10	5.8	
at Indiana	12/04/17	18	1-4	.250	0-0	.000	0-1	.000	0	2	2	5.4	2	1	2	1	1	2	5.3	
at Iowa State	12/07/17	17	5-6	.833	0-0	.000	0-0	.000	4	4	8	5.7	1	3	1	0	0	10	5.8	
SOUTHERN	12/10/17	dnp	-	-	-	-	-	-	-	-	-	-	-	-	-	-	-	-	-	
vs Drake	12/16/17	12	2-3	.667	0-0	.000	2-3	.667	3	5	8	5.9	1	1	1	0	0	6	5.8	
SOUTHERN UTAH	12/19/17	9	3-3	1.000	0-0	.000	2-2	1.000	0	4	4	5.8	1	0	1	0	1	8	6.0	
vs Colorado	12/22/17	25	3-7	.429	0-0	.000	4-5	.800	4	4	8	5.9	1	2	1	2	0	10	6.3	
NORTHERN ILLINOIS	12/29/17	23	4-8	.500	0-0	.000	1-2	.500	0	4	4	5.8	2	4	1	1	1	9	6.5	
Totals		0	240	34-64	.531	0-0	.000	23-40	.575	25	56	81	5.8	20	28	19	8	4	91	6.5

SEASON / CAREER STATS**POINTS**

SEASON: 15 VS. ALABAMA STATE (11/12/17)
CAREER: 21 VS. STETSON (12/5/16)

REBOUNDS

SEASON: 14 AT VIRGINIA TECH (11/28/17)
CAREER: 14 AT VIRGINIA TECH (11/28/17)

ASSISTS

SEASON: 6 AT VIRGINIA TECH (11/28/17)
CAREER: 6 AT VIRGINIA TECH (11/28/17)

BLOCKS

SEASON: 2 VS. COLORADO (12/22/17)
CAREER: 3 VS. RUTGERS (1/8/17)

STEALS

SEASON: 2 VS. COLORADO (12/22/17)
CAREER: 4 VS. SOUTH DAKOTA (3/15/17)

MINUTES

SEASON: 25 VS. COLORADO (12/22/17)
CAREER: 34 AT NEBRASKA (1/5/17)

FIELD GOALS MADE

SEASON: 6 VS. ALABAMA STATE (11/12/17)
CAREER: 9 VS. STETSON (12/5/16)

FIELD GOALS ATTEMPTED

SEASON: 9 VS. ALABAMA STATE (11/12/17)
CAREER: 12 VS. INDIANA (3/9/17)

3-POINT FIELD GOALS MADE

SEASON: - - -
CAREER: - - -

3-POINT FIELD GOALS ATTEMPTED

SEASON: - - -
CAREER: 1 VS. SETON HALL (11/17/16)

FREE THROWS MADE

SEASON: 4 VS. COLORADO (12/22/17)
CAREER: 6, 2X, LAST AT MICH. ST. (2/11/17)

FREE THROWS ATTEMPTED

SEASON: 8 VS. ALABAMA STATE (11/12/17)
CAREER: 8, 2X, LAST VS. ALABAMA ST (11/12/17)

- Attempted at least one free throw in 12 of 14 games played
- Ranks third on the squad in rebounding, pulling down 5.8 per contest
- Grabbed eight rebounds and scored six points in 26-point win over Drake
- Posted team highs in rebounding (8), assists (2), and blocks (2) while also scoring 10 points in win over Colorado
- Missed Southern University game due to deep laceration of right leg sustained at Iowa State
- Registered 10 points, three assists, and a team-best eight rebounds before leaving game due to injury at ISU
- Posted game and career highs in rebounding (14) and assists (6), while also scoring six points and rejecting one shot at Virginia Tech
- The 14 rebounds are Virginia Tech are the fifth most by a Big Ten player this season
- Tallied a game-best 15 points, bolstered by 6-of-9 shooting from the field, in Iowa's win over Alabama State
- Shared team high assists honors with a season-best four in Iowa's win over UAB
- Made a school single-season record 61.7 percent of his field goal attempts as a freshman, besting Russ Millard's 60.9 percent set in 1996

PRODUCTION TRACKER

	Season	Career
Scored 10+ Points:	4	19
Scored 15+ Points:	1	6
Scored 20+ Points:	0	1
Had 5+ Assists:	1	2
Had 3+ Blocks:	0	1
Had 3+ Steals:	0	0
Made 3+ 3-Pointers:	0	0
Led Team in Scoring:	1	3
Led Team in Rebounding:	4	10
Led Team in Assists:	3	3
Led Team in Steals:	1	6
Led Team in Blocks:	2	11
Double-Double:	0	1


**CAREER STATS**

YEAR	G/GS	FG-A	PCT	3-PT	PCT	FT-A	PCT	RB	AVG	PF-FO	AS	TO	BK	ST	PTS	AVG
Fresh.	34/14	116-188	.617	0-1	.000	69-120	.575	169	5.0	84-0	37	53	24	25	301	8.9
Soph.	14/0	34-64	.531	0-0	.000	23-40	.575	81	5.8	20-0	28	19	8	4	91	6.5
TOTALS	48/14	150-252	.595	0-1	.000	92-160	.575	250	5.2	104-0	65	72	32	29	392	8.2



11 CHARLIE ROSE

Senior • Guard • 6-4 • 190
Elmhurst, Illinois • York Community



2017-18 GAME-BY-GAME STATS

Opponent	Date	gs	min	Total		3-Pointers		Free throws		Rebounds				pf	a	t/o	blk	stl	pts	avg
				fg-fga	pct	3fg-fga	pct	ft-fa	pct	off	def	tot	avg							
CHICAGO STATE	11/10/17	3		0-0	.000	0-0	.000	0-0	.000	0	0	0	0.0	1	0	0	0	0	0	0.0
ALABAMA STATE	11/12/17	4	1-2	.500	0-1	.000	0-0	.000	0-0	1	0	1	0.5	0	0	1	0	0	2	1.0
GRAMBLING STATE	11/16/17	dnp	-	-	-	-	-	-	-	-	-	-	-	-	-	-	-	-	-	-
vs Louisiana	11/20/17	dnp	-	-	-	-	-	-	-	-	-	-	-	-	-	-	-	-	-	-
vs South Dakota State	11/21/17	dnp	-	-	-	-	-	-	-	-	-	-	-	-	-	-	-	-	-	-
vs UAB	11/22/17	dnp	-	-	-	-	-	-	-	-	-	-	-	-	-	-	-	-	-	-
at Virginia Tech	11/28/17	dnp	-	-	-	-	-	-	-	-	-	-	-	-	-	-	-	-	-	-
PENN STATE	12/02/17	dnp	-	-	-	-	-	-	-	-	-	-	-	-	-	-	-	-	-	-
at Indiana	12/04/17	dnp	-	-	-	-	-	-	-	-	-	-	-	-	-	-	-	-	-	-
at Iowa State	12/07/17	dnp	-	-	-	-	-	-	-	-	-	-	-	-	-	-	-	-	-	-
SOUTHERN	12/10/17	2	0-1	.000	0-1	.000	0-0	.000	0-0	0	1	1	0.7	0	0	0	0	0	0	0.7
vs Drake	12/16/17	1	1-1	1.000	0-0	.000	0-0	.000	0-0	0	0	0	0.5	0	0	0	0	0	2	1.0
SOUTHERN UTAH	12/19/17	2	0-1	.000	0-1	.000	0-0	.000	0-0	0	1	1	0.6	0	1	1	0	0	0	0.8
vs Colorado	12/22/17	dnp	-	-	-	-	-	-	-	-	-	-	-	-	-	-	-	-	-	-
NORTHERN ILLINOIS	12/29/17	2	0-0	.000	0-0	.000	0-0	.000	0-0	0	0	0	0.5	0	1	0	0	0	0	0.7
Totals		0	14	2-5	.400	0-3	.000	0-0	.000	1	2	3	0.5	1	2	2	0	0	4	0.7

SEASON / CAREER STATS

POINTS

SEASON: 2 VS. DRAKE (12/16/17)

CAREER: 3 VS. NORTH DAKOTA ST (11/17/14)

REBOUNDS

SEASON: 1, 3X, LAST VS. SOUTHERN UTAH (12/19/17)

CAREER: 1, 4X, LAST VS. SOUTHERN UTAH (12/19/17)

ASSISTS

SEASON: 1, 2X, LAST VS. N. ILLINOIS (12/29/17)

CAREER: 1, 3X, LAST VS. SOUTHERN UTAH (12/19/17)

BLOCKS

SEASON: - - -

CAREER: - - -

STEALS

SEASON: - - -

CAREER: - - -

MINUTES

SEASON: 3 VS. CHICAGO STATE (11/10/17)

CAREER: 3, 4X, LAST VS. CHICAGO ST (11/10/17)

FIELD GOALS MADE

SEASON: 1 VS. DRAKE (12/16/17)

CAREER: 1, 3X, LAST VS. DRAKE (12/16/17)

FIELD GOALS ATTEMPTED

SEASON: 2 VS. ALABAMA STATE (11/12/17)

CAREER: 2, 2X, LAST VS. ALABAMA ST (11/12/17)

3-POINT FIELD GOALS MADE

SEASON: - - -

CAREER: 1 VS. NORTH DAKOTA ST (11/17/14)

3-POINT FIELD GOALS ATTEMPTED

SEASON: 1, 3X, LAST VS. SOUTHERN UTAH (12/19/17)

CAREER: 1, 4X, LAST VS. SOUTHERN UTAH (12/19/17)

FREE THROWS MADE

SEASON: - - -

CAREER: - - -

FREE THROWS ATTEMPTED


SEASON: - - -

CAREER: - - -

- Non-scholarship athlete
- Had an assist in victory over Northern Illinois last Friday
- Played in six games this season, scoring his first bucket in Iowa's win over Alabama State
- Scored a bucket in the remaining seconds in Iowa's 26-point win over Drake

PRODUCTION TRACKER

	Season	Career
Scored 10+ Points:	0	0
Scored 15+ Points:	0	0
Scored 20+ Points:	0	0
Had 5+ Assists:	0	0
Had 3+ Blocks:	0	0
Had 3+ Steals:	0	0
Made 3+ 3-Pointers:	0	0
Led Team in Scoring:	0	0
Led Team in Rebounding:	0	0
Led Team in Assists:	0	0
Led Team in Steals:	0	0
Led Team in Blocks:	0	0
Double-Double:	0	0




CAREER STATS

YEAR	G/GS	FG-A	PCT	3-PT	PCT	FT-A	PCT	RB	AVG	PF-FO	AS	TO	BK	ST	PTS	AVG
Fresh.	8/0	1-1	1.000	1-1	1.000	0-0	.000	0	0.0	0-0	1	1	0	0	3	0.4
Junior	7/0	1-3	.333	0-1	.000	0-0	.000	1	0.2	3-0	1	1	0	0	2	0.3
Senior	6/0	2-5	.400	0-3	.000	0-0	.000	3	0.5	1-0	2	2	0	0	4	0.7
TOTALS	21/0	4-9	.444	1-5	.200	0-0	.000	4	0.2	4-0	4	4	0	0	9	0.4



20 RILEY TILL

RS-Freshman • Forward • 6-7 • 200
Dubuque, Iowa • Wahlert HS



2017-18 GAME-BY-GAME STATS

Opponent	Date	gs	min	Total		3-Pointers		Free throws		Rebounds				pf	a	t/o	blk	stl	pts	avg
				fg-fga	pct	3fg-fga	pct	ft-fa	pct	off	def	tot	avg							
CHICAGO STATE	11/10/17	5		0-0	.000	0-0	.000	0-0	.000	0	1	1	1.0	0	0	1	0	1	0	0.0
ALABAMA STATE	11/12/17	4		0-1	.000	0-1	.000	0-0	.000	0	0	0	0.5	0	0	0	0	0	0	0.0
GRAMBLING STATE	11/16/17	dnp		-	-	-	-	-	-	-	-	-	-	-	-	-	-	-	-	-
vs Louisiana	11/20/17	dnp		-	-	-	-	-	-	-	-	-	-	-	-	-	-	-	-	-
vs South Dakota State	11/21/17	0		0-0	.000	0-0	.000	0-0	.000	0	0	0	0.3	0	0	0	0	0	0	0.0
vs UAB	11/22/17	dnp		-	-	-	-	-	-	-	-	-	-	-	-	-	-	-	-	-
at Virginia Tech	11/28/17	dnp		-	-	-	-	-	-	-	-	-	-	-	-	-	-	-	-	-
PENN STATE	12/02/17	dnp		-	-	-	-	-	-	-	-	-	-	-	-	-	-	-	-	-
at Indiana	12/04/17	dnp		-	-	-	-	-	-	-	-	-	-	-	-	-	-	-	-	-
at Iowa State	12/07/17	dnp		-	-	-	-	-	-	-	-	-	-	-	-	-	-	-	-	-
SOUTHERN	12/10/17	4		0-2	.000	0-2	.000	0-0	.000	0	0	0	0.3	1	0	0	0	0	0	0.0
vs Drake	12/16/17	2		0-0	.000	0-0	.000	0-0	.000	0	0	0	0.2	0	0	0	0	0	0	0.0
SOUTHERN UTAH	12/19/17	3		1-1	1.000	0-0	.000	0-0	.000	0	0	0	0.2	1	0	0	0	0	2	0.3
vs Colorado	12/22/17	dnp		-	-	-	-	-	-	-	-	-	-	-	-	-	-	-	-	-
NORTHERN ILLINOIS	12/29/17	2		0-1	.000	0-1	.000	0-0	.000	0	0	0	0.1	0	0	0	0	1	0	0.3
Totals		0	20	1-5	.200	0-4	.000	0-0	.000	0	1	1	0.1	2	0	1	0	2	2	0.3

SEASON / CAREER STATS

POINTS

SEASON: 2 VS. SOUTHERN UTAH (12/19/17)

REBOUNDS

SEASON: 1 VS. ALABAMA STATE (11/12/17)

ASSISTS

SEASON: - - -

BLOCKS

SEASON: - - -

STEALS

SEASON: 1, 2X, LAST VS. N. ILLINOIS (12/29/17)

MINUTES

SEASON: 5 VS. CHICAGO STATE (11/10/17)

FIELD GOALS MADE

SEASON: 1 VS. SOUTHERN UTAH (12/19/17)

FIELD GOALS ATTEMPTED

SEASON: 2 VS. SOUTHERN (12/10/17)

3-POINT FIELD GOALS MADE

SEASON: - - -

3-POINT FIELD GOALS ATTEMPTED

SEASON: 2 VS. SOUTHERN (12/10/17)

FREE THROWS MADE

SEASON: - - -


FREE THROWS ATTEMPTED

SEASON: - - -

- Non-scholarship athlete
- Had a steal in victory over Northern Illinois last Friday
- Played limited minutes in seven games this season
- Redshirted last season as a true freshman

PRODUCTION TRACKER

	Season	Career
Scored 10+ Points:	0	0
Scored 15+ Points:	0	0
Scored 20+ Points:	0	0
Had 5+ Assists:	0	0
Had 3+ Blocks:	0	0
Had 3+ Steals:	0	0
Made 3+ 3-Pointers:	0	0
Led Team in Scoring:	0	0
Led Team in Rebounding:	0	0
Led Team in Assists:	0	0
Led Team in Steals:	0	0
Led Team in Blocks:	0	0
Double-Double:	0	0



CAREER STATS

YEAR	G/GS	FG-A	PCT	3-PT	PCT	FT-A	PCT	RB	AVG	PF-FO	AS	TO	BK	ST	PTS	AVG
Fresh.	7/0	1-5	.200	0-4	.000	0-0	.000	1	0.1	2-0	0	1	0	2	2	0.3



25 DOM UHL

Senior • Forward • 6-9 • 220
Frankfurt, Germany • Point Pleasant Beach HS (NJ)



2017-18 GAME-BY-GAME STATS

Opponent	Date	gs	min	Total		3-Pointers		Free throws		Rebounds				pf	a	t/o	blk	stl	pts	avg
				fg-fga	pct	3fg-fga	pct	ft-fa	pct	off	def	tot	avg							
CHICAGO STATE	11/10/17	8		0-1	.000	0-1	.000	1-2	.500	0	3	3	3.0	2	0	2	1	0	1	1.0
ALABAMA STATE	11/12/17	8		1-2	.500	0-0	.000	0-2	.000	2	2	4	3.5	0	1	0	0	0	2	1.5
GRAMBLING STATE	11/16/17	dnp		-	-	-	-	-	-	-	-	-	-	-	-	-	-	-	-	-
vs Louisiana	11/20/17	dnp		-	-	-	-	-	-	-	-	-	-	-	-	-	-	-	-	-
vs South Dakota State	11/21/17	2		0-0	.000	0-0	.000	0-0	.000	0	0	0	2.3	0	0	0	0	0	0	1.0
vs UAB	11/22/17	2		0-0	.000	0-0	.000	0-0	.000	0	0	0	1.8	0	0	1	0	0	0	0.8
at Virginia Tech	11/28/17	dnp		-	-	-	-	-	-	-	-	-	-	-	-	-	-	-	-	-
PENN STATE	12/02/17	dnp		-	-	-	-	-	-	-	-	-	-	-	-	-	-	-	-	-
at Indiana	12/04/17	2		0-1	.000	0-0	.000	0-0	.000	0	0	0	1.4	0	0	1	0	0	0	0.6
at Iowa State	12/07/17	dnp		-	-	-	-	-	-	-	-	-	-	-	-	-	-	-	-	-
SOUTHERN	12/10/17	4		0-0	.000	0-0	.000	0-0	.000	0	1	1	1.3	0	0	0	0	0	0	0.5
vs Drake	12/16/17	2		0-0	.000	0-0	.000	0-0	.000	0	0	0	1.1	0	0	1	0	0	0	0.4
SOUTHERN UTAH	12/19/17	3		0-0	.000	0-0	.000	0-0	.000	0	1	1	1.1	0	1	0	1	0	0	0.4
vs Colorado	12/22/17	dnp		-	-	-	-	-	-	-	-	-	-	-	-	-	-	-	-	-
NORTHERN ILLINOIS	12/29/17	4		0-0	.000	0-0	.000	0-0	.000	0	0	0	1.0	0	0	0	0	0	0	0.3
Totals		0	35	1-4	.250	0-1	.000	1-4	.250	2	7	9	1.0	2	2	5	2	0	3	0.3

SEASON / CAREER STATS

POINTS

SEASON: 2 VS. ALABAMA STATE (11/12/17)
CAREER: 18 VS. COPPIN STATE (11/15/15)

REBOUNDS

SEASON: 4 VS. ALABAMA STATE (11/12/17)
CAREER: 10, 2X, LAST VS. SETON HALL (11/17/16)

ASSISTS

SEASON: 1, 2X, LAST VS. SOUTHERN UTAH (12/19/17)
CAREER: 6 VS. OHIO STATE (1/28/17)

BLOCKS

SEASON: 1, 2X, LAST VS. SOUTHERN UTAH (12/19/17)
CAREER: 5 VS. RUTGERS (1/8/17)

STEALS

SEASON: ---
CAREER: 3 AT MARQUETTE (11/19/15)

MINUTES

SEASON: 8, 2X, LAST VS. ALABAMA ST (11/12/17)
CAREER: 28 VS. DRAKE (12/19/15)

FIELD GOALS MADE

SEASON: 1 VS. ALABAMA STATE (11/12/17)
CAREER: 7 VS. COPPIN STATE (11/15/15)

FIELD GOALS ATTEMPTED

SEASON: 2 VS. ALABAMA STATE (11/12/17)
CAREER: 10, 2X, LAST VS. UMKC (12/5/15)

3-POINT FIELD GOALS MADE

SEASON: ---
CAREER: 3 VS. COPPIN STATE (11/15/15)

3-POINT FIELD GOALS ATTEMPTED

SEASON: 2 VS. ALABAMA STATE (11/12/17)
CAREER: 5, 2X, LAST VS. COPPIN ST (11/15/15)

FREE THROWS MADE

SEASON: 1 VS. CHICAGO STATE (11/10/17)
CAREER: 6, 2X, LAST VS. KENN. ST. (11/11/16)

FREE THROWS ATTEMPTED

SEASON: 2, 2X, LAST VS. ALABAMA ST (11/12/17)
CAREER: 10, 2X, LAST VS. KENN. ST. (11/11/16)

- Played eight minutes and scored in each of Iowa's first two games of the season
- Seen limited minutes in nine games

PRODUCTION TRACKER

	Season	Career
Scored 10+ Points:	0	9
Scored 15+ Points:	0	2
Scored 20+ Points:	0	0
Had 5+ Assists:	0	1
Had 3+ Blocks:	0	2
Had 3+ Steals:	0	1
Made 3+ 3-Pointers:	0	1
Led Team in Scoring:	0	1
Led Team in Rebounding:	0	5
Led Team in Assists:	0	0
Led Team in Steals:	0	5
Led Team in Blocks:	0	8
Double-Double:	0	1



CAREER STATS

YEAR	G/GS	FG-A	PCT	3-PT	PCT	FT-A	PCT	RB	AVG	PF-FO	AS	TO	BK	ST	PTS	AVG
Fresh.	33/0	26-72	.361	5-27	.185	11-21	.524	61	1.8	25-0	14	23	7	8	68	2.1
Soph.	33/1	69-166	.416	27-60	.450	34-58	.586	119	3.6	40-0	27	25	12	16	199	6.0
Junior	32/7	34-97	.351	10-42	.238	35-52	.673	102	3.2	31-0	38	31	9	5	113	3.5
Senior	9/0	1-4	.250	0-1	.000	1-4	.250	9	1.0	2-0	2	5	2	0	3	0.3
TOTALS	107/8	130-339	.383	42-130	.323	81-135	.600	291	2.7	98-0	81	84	30	29	383	3.6

AHMAD WAGNER

Junior • Forward • 6-7 • 235
Yellow Springs, Ohio • Wayne HS



2017-18 GAME-BY-GAME STATS

				Total		3-Pointers		Free throws		Rebounds											
Opponent	Date	gs	min	fg-fga	pct	3fg-fga	pct	ft-fa	pct	off	def	tot	avg	pf	a	t/o	blk	stl	pts	avg	
CHICAGO STATE	11/10/17	*	19	0-2	.000	0-0	.000	2-4	.500	2	4	6	6.0	2	4	1	0	0	2	2.0	
ALABAMA STATE	11/12/17	*	12	2-3	.667	1-1	1.000	0-2	.000	4	3	7	6.5	1	1	1	0	1	5	3.5	
GRAMBLING STATE	11/16/17	*	12	0-0	.000	0-0	.000	1-2	.500	0	1	1	4.7	0	1	2	1	1	1	2.7	
vs Louisiana	11/20/17	*	11	0-1	.000	0-0	.000	0-0	.000	0	1	1	3.8	1	1	2	0	1	0	2.0	
vs South Dakota State	11/21/17	*	17	5-6	.833	1-1	1.000	0-0	.000	2	1	3	3.6	3	1	1	0	1	11	3.8	
vs UAB	11/22/17		dnp	-	-	-	-	-	-	-	-	-	-	-	-	-	-	-	-	-	
at Virginia Tech	11/28/17	*	12	1-3	.333	0-0	.000	0-0	.000	1	1	2	3.3	1	0	1	0	0	2	3.5	
PENN STATE	12/02/17		10	1-2	.500	0-0	.000	0-0	.000	0	1	1	3.0	2	0	0	0	0	2	3.3	
at Indiana	12/04/17		20	2-8	.250	0-1	.000	0-0	.000	4	0	4	3.1	4	0	1	0	1	4	3.4	
at Iowa State	12/07/17		5	1-1	1.000	0-0	.000	0-0	.000	0	1	1	2.9	0	0	1	1	0	2	3.2	
SOUTHERN	12/10/17		11	0-0	.000	0-0	.000	1-2	.500	0	3	3	2.9	3	0	1	0	0	1	3.0	
vs Drake	12/16/17		7	0-1	.000	0-1	.000	0-0	.000	1	0	1	2.7	1	1	0	0	0	0	2.7	
SOUTHERN UTAH	12/19/17		1	0-0	.000	0-0	.000	0-0	.000	0	0	0	2.5	0	0	0	0	0	0	2.5	
vs Colorado	12/22/17		dnp	-	-	-	-	-	-	-	-	-	-	-	-	-	-	-	-	-	
NORTHERN ILLINOIS	12/29/17		11	0-1	.000	0-1	.000	0-0	.000	1	2	3	2.5	2	4	0	0	0	0	2.3	
Totals		6	148	12-28	.429	2-5	.400	4-10	.400	15	18	33	2.5	20	13	11	2	5	30	2.3	

SEASON / CAREER STATS

POINTS

SEASON: 11 vs. SDSU (11/21/17)

CAREER: 12, 4X, LAST AT ILLINOIS (1/25/17)

REBOUNDS

SEASON: 7 vs. ALABAMA STATE (11/12/17)

CAREER: 9, 2X, LAST vs. SAVANNAH ST (11/13/16)

ASSISTS

SEASON: 4, 2X, LAST vs. N. ILLINOIS (12/29/17)

CAREER: 5 AT NORTHWESTERN (1/15/17)

BLOCKS

SEASON: 1, 2X, LAST AT IOWA STATE, 12/7/17

CAREER: 4 vs. KENNESAW STATE (11/11/16)

STEALS

SEASON: 1, 4X, LAST vs. SDSU (11/21/17)

CAREER: 3 vs. NORTHWESTERN (1/31/16)

MINUTES

SEASON: 20 AT INDIANA (12/4/17)

CAREER: 26 vs. NORTHERN IOWA (12/17/16)

FIELD GOALS MADE

SEASON: 5 vs. SDSU (11/21/17)

CAREER: 5, 3X, LAST vs. SDSU (11/21/17)

FIELD GOALS ATTEMPTED

SEASON: 8 AT INDIANA (12/4/17)

CAREER: 8, 2X, LAST AT INDIANA (12/4/17)

3-POINT FIELD GOALS MADE

SEASON: 1, 2X, LAST vs. SDSU (11/21/17)

CAREER: 1, 2X, LAST vs. SDSU (11/21/17)

3-POINT FIELD GOALS ATTEMPTED

SEASON: 1, 4X, LAST vs. DRAKE (12/16/17)

CAREER: 1, 7X, LAST vs. DRAKE (12/16/17)

FREE THROWS MADE

SEASON: 2 vs. CHICAGO STATE (11/10/17)

CAREER: 6 vs. MARYLAND (1/19/17)

FREE THROWS ATTEMPTED

SEASON: 4 vs. CHICAGO STATE (11/10/17)

CAREER: 8 vs. MARYLAND (1/19/17)

- Tied a career high with four assists in win over Northern Illinois last Friday
- Started the first five games of the season
- Missed two games due to injury: UAB (shoulder) and Colorado (ankle)
- Made his first career 3-pointer in the first half of win over Alabama State
- Netted a season-best 11 points, including making second career triple, versus SDSU at Cayman Islands Classic

PRODUCTION TRACKER

	Season	Career
Scored 10+ Points:	1	6
Scored 15+ Points:	0	0
Scored 20+ Points:	0	0
Had 5+ Assists:	0	1
Had 3+ Blocks:	0	1
Had 3+ Steals:	0	1
Made 3+ 3-Pointers:	0	0
Led Team in Scoring:	0	0
Led Team in Rebounding:	1	2
Led Team in Assists:	0	2
Led Team in Steals:	1	7
Led Team in Blocks:	1	6
Double-Double:	0	0



CAREER STATS

YEAR	G/GS	FG-A	PCT	3-PT	PCT	FT-A	PCT	RB	AVG	PF-FO	AS	TO	BK	ST	PTS	AVG
Fresh.	32/0	32-47	.681	0-1	.000	19-37	.514	84	2.6	49-2	6	11	13	9	83	2.6
Soph.	34/18	63-123	.512	0-2	.000	38-82	.463	116	3.4	71-0	46	30	14	27	164	4.8
Junior	13/6	12-28	.429	2-5	.400	4-10	.400	33	2.5	20-0	13	11	2	5	30	2.3
TOTALS	79/24	107-198	.540	2-8	.250	61-129	.473	233	2.9	140-2	65	52	29	41	277	3.5





GAME-BY-GAME RESULTS

Overall: 9-6 Big Ten: 0-2 Home: 6-1 Away: 0-3 Neutral: 3-2

Date	Opponent	Result	Attend.	Top Scorer	Top Rebounder
Nov. 10	Chicago State	W, 95-62	12,100	Luka Garza, 16	Wagner/Cook, 6
Nov. 12	Alabama State	W, 92-58	11,637	Cordell Pemsil, 15	Luka Garza, 13
Nov. 16	Grambling State	W, 85-74	10,540	Jack Nunge, 17	Luka Garza, 9
^ Nov. 20	vs. Louisiana	L, 71-80	1,200	Isaiah Moss, 24	Cordell Pemsil, 8
^ Nov. 21	vs. South Dakota State	L, 72-80	1,275	Isaiah Moss, 18	Luka Garza, 10
^ Nov. 22	vs. UAB	W, 95-85	1,020	Jordan Bohannon, 30	Luka Garza, 7
\$ Nov. 28	at Virginia Tech	L, 55-79	7,101	Tyler Cook, 16	Cordell Pemsil, 14
* Dec. 2	Penn State	L, 73-77	12,805	Tyler Cook, 23	Tyler Cook, 12
* Dec. 4	at Indiana	L, 64-77	17,222	Brady Ellingson, 16	Jack Nunge, 6
+ Dec. 7	at Iowa State	L, 78-84	14,384	Jordan Bohannon, 19	Nunge/Cook/Pemsil, 8
Dec. 10	Southern	W, 91-60	11,397	Luka Garza, 23	Luka Garza, 13
# Dec. 16	vs. Drake	W, 90-64	13,828	Tyler Cook, 23	Nicholas Baer, 14
Dec. 19	Southern Utah	W, 92-64	10,220	Luka Garza, 17	Nicholas Baer, 10
@ Dec. 22	vs. Colorado	W, 80-73	3,250	Moss/Dailey, 16	Cordell Pemsil, 8
Dec. 29	Northern Illinois	W, 98-75	14,665	Luka Garza, 25	Luka Garza, 7

^ - Cayman Islands Classic -- George Town, Cayman Islands

\$ - Big Ten/ACC Challenge

+ - Iowa Corn Cy-Hawk Series

- The Hy-Vee Classic -- Des Moines, Iowa

@ - Played in Sioux Falls, South Dakota

* - Big Ten Conference Game

% - Big Ten Tournament -- New York City

Attendance Summary	Games	Totals	Average
Home	7	83,364	11,909
Away	3	38,707	12,902
Neutral	5	20,573	4,114
Totals	15	142,614	9,507



GAME-BY-GAME STATISTICS

Team	Score	FG-A	PCT	3-PT. FG	PCT	FT-A	PCT	REB	PF	AS	TO	BS	ST
at Iowa	95	31-52	.596	12-22	.545	21-35	.600	38	19	23	17	7	8
Chicago State	62	23-61	.377	6-26	.231	10-18	.556	33	33	10	20	2	9
at Iowa	92	32-68	.471	11-29	.379	17-33	.515	53	14	25	9	6	9
Alabama State	58	24-64	.375	4-14	.286	6-11	.545	38	22	10	17	6	5
at Iowa	85	25-46	.543	8-20	.400	27-36	.750	36	14	20	13	6	8
Grambling State	74	29-68	.426	10-24	.417	6-6	1.000	27	25	19	11	2	7
Iowa	71	22-60	.367	6-19	.316	21-26	.808	39	19	10	15	2	6
vs. Louisiana	80	30-61	.492	5-21	.238	15-22	.682	39	23	25	13	5	9
Iowa	72	28-55	.509	8-21	.381	8-15	.533	35	17	16	15	3	4
vs. South Dakota State	80	27-61	.443	10-20	.500	16-19	.842	32	15	10	11	1	9
Iowa	95	30-50	.600	8-13	.615	27-35	.771	29	18	18	11	4	3
vs. UAB	85	31-69	.449	7-25	.280	16-18	.889	35	22	15	9	1	7
Iowa	55	22-66	.333	5-20	.250	6-10	.600	44	20	11	14	5	5
at Virginia Tech	79	25-58	.431	7-23	.304	22-28	.786	40	13	15	10	4	6
at Iowa	73	28-55	.509	4-12	.333	13-21	.619	39	15	16	18	6	5
Penn State	77	28-64	.438	12-23	.522	9-11	.818	30	22	19	14	7	8
Iowa	64	25-65	.385	10-24	.417	4-9	.444	42	20	17	18	6	6
at Indiana	77	27-66	.409	8-21	.381	15-23	.652	47	16	14	10	6	11
Iowa	78	33-74	.446	11-36	.306	1-8	.125	53	19	23	18	3	2
at Iowa State	84	30-65	.462	9-27	.333	15-20	.750	31	13	16	8	1	9
at Iowa	91	28-63	.444	13-32	.406	22-28	.786	46	15	22	7	8	6
Southern	60	21-70	.300	3-21	.143	15-20	.750	45	22	4	11	2	4
Iowa	90	37-67	.552	6-18	.333	10-15	.667	41	14	23	14	2	10
vs. Drake	64	24-55	.436	9-26	.346	7-9	.778	24	17	14	19	2	6
at Iowa	92	35-67	.522	6-22	.273	16-21	.762	48	11	25	12	6	7
Southern Utah	64	24-61	.393	8-26	.308	8-14	.571	29	22	17	12	0	6
Iowa	80	26-53	.491	3-15	.200	25-36	.694	43	15	13	19	5	4
vs. Colorado	73	29-68	.426	6-23	.261	9-17	.529	31	25	10	11	2	12
at Iowa	98	36-62	.581	12-26	.462	14-21	.667	35	8	34	8	8	7
Northern Illinois	75	30-69	.435	8-22	.364	7-10	.700	35	17	13	12	1	8



SEASON & CAREER BESTS/THE LAST TIME...

Season Bests

Player	Points	3-Pointers	Rebounds	Assists	Blocks	Steals
Nicholas Baer	11, Drake	2, Iowa State	14, Drake	5, Drake	3, Indiana	5, Drake
Jordan Bohannon	30, UAB	6, UAB	6, Colorado	7, five times	---	2, Grambling St
Tyler Cook	29, UAB	1, Indiana	12, Penn State	5, Iowa State	2, four times	1, six times
Maishe Dailey	16, Colorado	3, Southern	6, Iowa State	4, twice	---	2, Alabama State
Brady Ellingson	16, Indiana	3, three times	4, Iowa State	5, Iowa State	1, twice	2, Iowa State
Luka Garza	25, NIU	3, NIU	13, twice	2, four times	5, NIU	2, Grambling St
Ryan Kriener	6, Southern	1, twice	4, four times	4, Alabama State	2, Chicago State	3, Drake
Connor McCaffery	5, Southern	1, Southern	3, Southern	4, Southern	---	1, twice
Isaiah Moss	24, Louisiana	4, twice	4, twice	5, NIU	1, twice	2, three times
Jack Nunge	17, Grambling St	3, Grambling St	8, Iowa State	4, twice	4, Southern	4, Chicago State
Cordell Pemsil	15, Alabama State	---	14, Virginia Tech	6, Virginia Tech	2, Colorado	1, four times
Charlie Rose	2, twice	---	1, three times	1, twice	---	---
Riley Till	2, Southern Utah	---	1, Chicago State	---	---	1, twice
Dom Uhl	2, Alabama State	---	4, Alabama State	1, twice	1, twice	---
Ahmad Wagner	11, SDSU	1, twice	7, Alabama State	4, twice	1, twice	1, five times

Career Bests

Player	Points	3-Pointers	Rebounds	Assists	Blocks	Steals
Nicholas Baer	20, Penn State, '17	4, three times	14, Drake, '17	6, Savannah St, '16	6, twice	5, Drake, '17
Jordan Bohannon	30, UAB, '17	8, Maryland, '17	6, Colorado, '17	13, TCU, '17	1, Nebraska '17	4, twice
Tyler Cook	29, UAB, '17	1, three times	12, Penn State, '17	5, Iowa State, '17	2, four times	3, Rutgers, '17
Maishe Dailey	16, Colorado, '17	3, Southern, '17	7, Delaware St, '16	4, twice	1, Savannah St, '16	2, twice
Brady Ellingson	23, Savannah St, '16	5, Ohio State, '17	4, twice	5, three times	1, twice	2, twice
Luka Garza	25, NIU, '17	3, NIU, '17	13, twice	2, four times	5, NIU, '17	3, Drake, '17
Ryan Kriener	14, twice	1, three times	7, Ohio State	4, Alabama St, '17	3, twice	2, three times
Connor McCaffery	5, Southern, '17	1, Southern, '17	3, Southern, '17	4, Southern, '17	---	1, twice
Isaiah Moss	24, Louisiana, '17	5, Stetson, '16	6, Stetson, '16	5, twice	2, three times	5, Indiana, '17
Jack Nunge	17, Grambling St, '17	3, Grambling St, '17	8, Iowa State, '17	4, twice	4, Southern, '17	4, Chicago St, '17
Cordell Pemsil	21, Stetson, '16	---	14, Virginia Tech, '17	6, Virginia Tech, '17	3, Rutgers, '17	4, South Dakota, '17
Charlie Rose	3, NDSU, '14	1, NDSU, '14	1, four times	1, four times	---	---
Riley Till	---	---	1, Chicago St, '17	---	---	1, twice
Dom Uhl	18, Coppin St, '15	3, Coppin St, '15	10, twice	6, Ohio State, '17	5, Rutgers, '17	3, Marquette, '15
Ahmad Wagner	12, four times	1, twice	9, twice	5, Northwestern, '17	4, KSU, '16	3, Northwestern, '16

The Last Time a Player . . .

Had 30 or more points

Iowa -- 30, Jordan Bohannon vs. UAB, 11/22/17
Opponent -- 34, Glynn Watson Jr., Nebraska, 1/5/17

Made at least 90% of his FGA (10 att.)

Iowa -- .900 (9-10), Aaron White vs. Md.-Eastern Shore, 11/14/13
Opponent -- .900 (9-10), E.J. Singler, Oregon, 3/18/12

Made 100% of his FTA (10 att.)

Iowa -- 1.000 (10-10), Isaiah Moss vs. Louisiana, 11/20/17
Opponent -- 1.000 (12-12), Bonzie Colson, Notre Dame, 11/29/16

Had 15 or more rebounds

Iowa -- 18, Adam Woodbury vs. Wisconsin, 2/24/16
Opponent -- 17, Bonzie Colson, Notre Dame 11/29/16

Had 10 or more assists

Iowa -- 13, Jordan Bohannon vs. TCU, 3/19/17
Opponent -- 10, Nick Weiler-Babb, Iowa State, 12/7/17

Had 5 or more blocks

Iowa -- 5, Luka Garza vs. Northern Illinois, 12/29/17
Opponent -- 5, Alex Olah, Northwestern, 2/15/15

Had 5 or more steals

Iowa -- 5, Nicholas Baer vs. Drake, 12/16/17
Opponent -- 5, Tevin King, South Dakota State, 11/21/17

The Last Time a Team . . .

Scored 100 or more points

Iowa -- 116 vs. Savannah State, 11/13/16
Opponent -- 101 by Minneosta, 2/8/17

Scored 40 or fewer points

Iowa -- 40 at Wisconsin, 3/3/10
Opponent -- 39 by UNC Wilmington, 11/8/13

Won an overtime game

Iowa -- 96-90 (OT) vs. Indiana, 2/21/17
Opponent -- 95-92 (OT) by TCU, 3/19/17

Made at least 60% of its FGA (20 att.)

Iowa -- .600 (30-50) vs. UAB, 11/22/17
Opponent -- .603 (35-58) by Indiana, 3/9/17

Made at least 50% of its 3-pt. FGA (8 att.)

Iowa -- .615 (18-13) vs. UAB, 11/22/17
Opponent -- .500 (12-23) by Penn State, 12/1/17

Made at least 90% of its FTA (10 att.)

Iowa -- 1.000 (13-13) at Purdue, 12/28/16
Opponents -- .939 (15-16) by Illinois, 2/25/15





SEASON HIGHS & LOWS/SPECIALITY STATS

CATEGORY		IOWA		OPPONENTS
<u>Points</u>	High	98	Northern Illinois	85 UAB
	Low	55	Virginia Tech	58 Alabama State
<u>FG Made</u>	High	37	Drake	31 UAB
	Low	22	Louisiana/Virginia Tech	21 Southern
<u>FG Att.</u>	High	74	Iowa State	70 Southern
	Low	46	Grambling State	55 Drake
<u>FG%</u>	High	.600	UAB	.492 Louisiana
	Low	.333	Virginia Tech	.300 Southern
<u>3FG Made</u>	High	13	Southern	12 Penn State
	Low	3	Colorado	3 Southern
<u>3FG Att.</u>	High	36	Iowa State	27 Iowa State
	Low	12	Penn State	14 Alabama State
<u>3FG%</u>	High	.615	UAB	.522 Penn State
	Low	.200	Colorado	.143 Southern
<u>FTM</u>	High	27	Grambling State/UAB	22 Virginia Tech
	Low	1	Iowa State	6 Alabama State/Grambling State
<u>FTA</u>	High	36	Grambling State/Colorado	28 Virginia Tech
	Low	8	Iowa State	6 Grambling State
<u>FT% (min. 10)</u>	High	.808	Louisiana	.889 UAB
	Low	.515	Alabama State	.529 Colorado
<u>Off. Reb.</u>	High	22	Alabama State	16 Indiana/Southern
	Low	4	UAB	3 Southern Utah
<u>Def. Reb.</u>	High	38	Southern Utah	31 Virginia Tech/Indiana
	Low	25	UAB	14 Grambling State
<u>Total Reb.</u>	High	53	Alabama State/Iowa State	47 Indiana
	Low	29	UAB	23 Alabama State
<u>Assists</u>	High	34	Northern Illinois	25 Louisiana
	Low	10	Louisiana	4 Southern
<u>Steals</u>	High	10	Drake	12 Colorado
	Low	2	Iowa State	4 Southern
<u>Blocks</u>	High	8	Southern/Northern Illinois	7 Penn State
	Low	2	Louisiana/Drake	0 Southern Utah
<u>Turnovers</u>	High	19	Colorado	20 Chicago State
	Low	7	Southern	8 Iowa State
<u>Fouls</u>	High	20	Virginia Tech/Indiana	33 Chicago State
	Low	8	Northern Illinois	13 Virginia Tech/Iowa State

GAME-BY-GAME SPECIALTY STATS

		Pts. Off	Pts. In	2nd	Bench
		TO's	Paint	Chance	Points
Date	Opponent				
11/10	Chicago State	15	30	17	39
11/12	Alabama State	33	38	27	49
11/16	Grambling State	12	30	13	29
11/20	vs. Louisiana	14	26	13	20
11/21	vs. South Dakota St	15	28	6	21
11/22	vs. UAB	13	36	5	10
11/28	at Virginia Tech	3	30	13	19
12/2	Penn State	14	42	13	19
12/4	at Indiana	10	26	12	28
12/7	at Iowa State	9	38	16	30
12/10	Southern	14	24	17	52
12/16	vs. Drake	25	52	19	27
12/19	Southern Utah	15	52	13	43
12/22	vs. Colorado	15	34	15	33
12/29	Northern Illinois	21	42	2	53
AVG.		15.2	35.2	13.4	31.4

IOWA AND OPPONENT INDIVIDUAL HIGH PERFORMANCES

CATEGORY		IOWA		OPPONENTS
<u>Points</u>		30	Jordan Bohannon vs. UAB	25 Chris Cokely (UAB)
<u>Field Goals Made</u>		10 (10-13)	Tyler Cook vs. Drake	9 3x, last by Lindell Wigginton (Iowa State)
<u>Field Goals Attempted</u>		17 (6-17)	Isaiah Moss vs. Louisiana	18 2x, last by Lindell Wigginton (Iowa State)
<u>Field Goal Percentage (min. 5 made)</u>		1.000 (8-8)	Luka Garza vs. Northern Illinois	1.000 (6-6) Bryce Washington (Louisiana)
<u>3-Point Field Goals Made</u>		6 (6-8)	Jordan Bohannon vs. UAB	4 4x, last by Lindell Wigginton (Iowa State)
<u>3-Point Field Goals Attempted</u>		10 (5-10)	Jordan Bohannon at Iowa State	10 (4-10) Anthony Gaston (Grambling State)
<u>3-Point Field Goals Pct. (min. 4 made)</u>		.750 (6-8)	Jordan Bohannon vs. UAB	.400 (4-10) Anthony Gaston (Grambling State)
<u>Free Throws Made</u>		13 (13-16)	Tyler Cook vs. UAB	7 (7-8) Chris Cokely (UAB)
<u>Free Throws Attempted</u>		16 (13-16)	Tyler Cook vs. UAB	8 2x, last by McKinley Wright (Colorado)
<u>Free Throw Pct. (min. 7 made)</u>		1.000 (10-10)	Isaiah Moss vs. Louisiana	.875 (7-8) Chris Cokely (UAB)
<u>Offensive Rebounds</u>		7	2x, last by Tyler Cook vs. Penn State	5 Axel Mpoyo (Grambling State)
<u>Defensive Rebounds</u>		9	Nicholas Baer vs. Drake	10 Bryce Washington (Louisiana)
<u>Total Rebounds</u>		14	Pemsl at Virginia Tech/Baer vs. Drake	10 5x, last by Jared Sam (Southern)
<u>Assists</u>		7	5x, last by Bohannon vs. Northern Illinois	11 Marcus Stroman (Louisiana)
<u>Steals</u>		5	Nicholas Baer vs. Drake	5 Tevin King (SDSU)
<u>Blocks</u>		5	Luka Garza vs. Northern Illinois	4 3x, last by De'Ron Davis (Indiana)
<u>Turnovers</u>		6	Tyler Cook vs. Drake	7 Graham Woodward (Drake)



2017-18 IOWA RECORD WHEN...

When playing at home:	6-1	When leading at the half:	9-1	When wearing White:	7-2
When playing on the road:	0-3	When trailing at the half:	0-4	When wearing Black:	2-4
When playing on a neutral court:	3-2	When tied at the half:	0-1	When wearing Gold:	0-0

When Iowa scores 100 points or more:	0-0	Iowa field goal percentage at home:	215-413	.521
When Iowa scores 90-99 points:	7-0	Iowa field goal percentage on road:	223-490	.455
When Iowa scores 80-89 points:	2-0	Iowa 3-point percentage at home:	66-163	.405
When Iowa scores 70-79 points:	0-4	Iowa 3-point percentage on road:	57-166	.343
When Iowa scores under 70 points:	0-2	Iowa free throw percentage at home:	130-195	.667
		Iowa free throw percentage on road:	102-154	.662

When opponent scores 100 points or more:	0-0
When opponent scores 90-99 points:	0-0
When opponent scores 80-89 points:	1-3
When opponent scores 70-79 points:	3-3
When opponent scores 60-69 points:	4-0
When opponent scores fewer than 60 points:	1-0

When Iowa shoots at least 50% from the field:	6-2
When Iowa shoots less than 50% from the field:	3-4
When opponent shoots at least 50% from the field:	0-0
When opponent shoots less than 50% from the field:	9-6
When Iowa has higher FG% than opponent:	9-2
When opponent has higher FG%:	0-4
When FG% is equal:	0-0

When Iowa outrebounds opponent:	7-4
When opponent has more rebounds:	1-1
When rebounds are equal:	1-1
When Iowa shoots at least 80% from the line:	0-1
When Iowa shoots less than 80% from the line:	9-5
When opponent shoots at least 80% from the line:	2-3
When opponent shoots less than 80% from the line:	7-4
When Iowa shoots more free throws than opponent:	9-3
When opponent shoots more free throws:	0-4
When free throws attempts are equal:	0-0
When Iowa has higher FT% than opponent:	5-1
When opponent has higher FT%:	5-6
When FT% is equal:	0-0

When Iowa shoots at least 50% from 3-point range:	2-0
When Iowa shoots less than 50% from 3-point range:	7-6
When opponent shoots at least 50% from 3-point range:	0-2
When opponent shoots less than 50% from 3-point range:	9-4
When Iowa has a higher 3-point FG% than opponent:	6-1
When opponent has a higher 3-point FG%:	3-5
When 3-point FG% is equal:	0-0

When Iowa has more assists than opponent:	9-3
When opponent has more assists:	0-3
When assists are equal:	0-0

When Iowa has fewer turnovers than opponent:	5-0
When opponent has fewer turnovers:	3-6
When turnovers are equal:	1-0
When Iowa has more steals than opponent:	4-0
When opponent has more steals:	5-6
When steals are equal:	0-0

On Sunday:	2-0
On Monday:	0-2
On Tuesday:	1-2
On Wednesday:	1-0
On Thursday:	1-1
On Friday:	3-0
On Saturday:	1-1

On BTN:	4-2
On CBS:	0-0
On ESPN:	0-0
On ESPN2:	0-2
On ESPNU:	0-0
On BTN Plus:	4-0
On FS1:	0-0
On CBS SN:	0-0
On NBC SN:	0-0
truTV:	0-0

Most Points, First Half: 56 vs. Northern Illinois
 Fewest Points, First Half: 17 vs. Louisiana
 Most Points Allowed, First Half: 41 by Indiana
 Fewest Points Allowed, First Half: 22 vs. Alabama State
 Most Points, Second Half: 54 vs. Louisiana
 Fewest Points, Second Half: 17 at Virginia Tech
 Most Points Allowed, Second Half: 48 by UAB/Iowa State
 Fewest Points Allowed, Second Half: 29 by Southern
 Largest Halftime Advantage: 25 vs. Chicago St/Alabama St
 Largest Halftime Deficit: 20 vs. Louisiana



UNDER McCAFFERY... IOWA RECORD WHEN...

When playing at home:	101-31	When leading at the half:	125-31	When wearing White:	95-36
When playing on the road:	28-49	When trailing at the half:	17-73	When wearing Black:	35-64
When playing on a neutral court:	17-25	When tied at the half:	3-2	When wearing Gold:	15-6
When Iowa scores 100 points or more:	6-0	Iowa field goal percentage at home:	3561-7652	.465	
When Iowa scores 90-99 points:	24-4	Iowa field goal percentage on road:	3007-7055	.426	
When Iowa scores 80-89 points:	45-9	Iowa 3-point percentage at home:	870-2407	.361	
When Iowa scores 70-79 points:	46-30	Iowa 3-point percentage on road:	734-2181	.336	
When Iowa scores under 70 points:	25-64	Iowa free throw percentage at home:	2313-3246	.712	
		Iowa free throw percentage on road:	1651-2323	.711	
When opponent scores 100 points or more:	0-4	On Sunday:	27-19		
When opponent scores 90-99 points:	2-14	On Monday:	10-4		
When opponent scores 80-89 points:	3-25	On Tuesday:	21-16		
When opponent scores 70-79 points:	37-39	On Wednesday:	15-17		
When opponent scores 60-69 points:	47-23	On Thursday:	19-24		
When opponent scores fewer than 60 points:	57-2	On Friday:	17-10		
		On Saturday:	35-16		
When Iowa shoots at least 50% from the field:	44-10	On BTN:	58-53		
When Iowa shoots less than 50% from the field:	102-97	On CBS:	1-2		
When opponent shoots at least 50% from the field:	3-41	On ESPN:	10-13		
When opponent shoots less than 50% from the field:	143-66	On ESPN2:	12-15		
When Iowa has higher FG% than opponent:	129-19	On ESPNU:	14-8		
When opponent has higher FG%:	16-85	On FS1:	1-0		
When FG% is equal:	2-2	On Mediacom:	12-0		
		On CBS SN:	1-3		
When Iowa outrebounds opponent:	110-42	On NBC SN:	2-1		
When opponent has more rebounds:	33-60	truTV:	1-0		
When rebounds are equal:	3-5				
When Iowa shoots at least 80% from the line:	35-20	Most Points, First Half: 59 vs. Savannah State, '16			
When Iowa shoots less than 80% from the line:	111-87	Fewest Points, First Half: 14 vs. Indiana, '13			
When opponent shoots at least 80% from the line:	29-22	Most Points Allowed, First Half: 55 vs. Michigan State, '12			
When opponent shoots less than 80% from the line:	118-84	Fewest Points Allowed, First Half: 12 vs. UNC Wilmington, '13			
When Iowa shoots more free throws than opponent:	120-46	Most Points, Second Half: 58 vs. SIU-Edwardsville, '10			
When opponent shoots more free throws:	20-57	Fewest Points, Second Half: 15 vs. Northern Iowa, '14			
When free throws attempts are equal:	6-4	Most Points Allowed, Second Half: 61 at Oregon, '12			
When Iowa has higher FT% than opponent:	94-46	Fewest Points Allowed, Second Half: 16 vs. UNI, '10			
When opponent has higher FT%:	49-58	Largest Halftime Advantage: 37 vs. Arkansas-Pine Bluff, '13			
When FT% is equal:	3-3	Largest Halftime Deficit: 25 vs. Villanova, '16			
When Iowa shoots at least 50% from 3-point range:	20-7				
When Iowa shoots less than 50% from 3-point range:	125-101				
When opponent shoots at least 50% from 3-point range:	2-19				
When opponent shoots less than 50% from 3-point range:	145-88				
When Iowa has a higher 3-point FG% than opponent:	105-35				
When opponent has a higher 3-point FG%:	36-74				
When 3-point FG% is equal:	0-1				
When Iowa has more assists than opponent:	112-27				
When opponent has more assists:	29-69				
When assists are equal:	5-10				
When Iowa has fewer turnovers than opponent:	98-38				
When opponent has fewer turnovers:	40-58				
When turnovers are equal:	9-10				
When Iowa has more steals than opponent:	89-37				
When opponent has more steals:	43-60				
When steals are equal:	14-9				



IOWA SUPERLATIVES UNDER McCAFFERY

TEAM

Most Points Scored

1. 116 -- Savannah State (11/13/16)
2. 111 -- SIU Edwardsville (11/26/10)
3. 109 -- Md. Eastern Shore (11/14/13)
4. 105 -- Central Arkansas (12/19/11)
5. 103 -- Coppin State (11/15/15)
- 103 -- Abilene Christian (11/17/13)

Fewest Points Allowed

1. 36 -- Howard (11/15/12)
2. 39 -- UNC Wilmington (11/8/13)
- 39 -- Northern Iowa (12/7/10)
4. 40 -- Louisiana Monroe (11/16/10)
5. 41 -- Abilene Christian (11/17/13)

Field Goals Made

1. 42 -- Savannah State (11/13/16)
- 42 -- Central Arkansas (12/19/11)
3. 40 -- Coppin State (11/15/15)
4. 38 -- Abilene Christian (11/17/13)
5. **37 -- Drake (12/16/17)**
- 37 -- SIU Edwardsville (11/26/10)
- 37 -- Oregon (3/18/12)

Field Goals Attempted

1. 87 -- Savannah State (11/13/16)
2. 77 -- Nebraska (1/5/17)
- 79 -- Oregon (3/18/12)
4. 76 -- Central Arkansas (12/19/11)
- 76 -- South Dakota (12/4/12)

Field Goal Percentage (20 Made)

1. .643 -- Maryland (2/8/15)
2. .630 -- Indiana (1/29/12)
3. .627 -- Michigan (2/5/15)
4. .623 -- Abilene Christian (11/17/13)
5. .617 -- Arkansas-Pine Bluff (12/22/13)

3-Point Field Goals Made

1. 18 -- Savannah State (11/13/16) *
2. 16 -- Maryland (2/25/17)
- 16 -- TCU (3/19/17)
4. 14 -- Omaha (12/3/16)
5. **13 -- Southern (12/10/17)**
- 13 -- Northern Illinois (11/17/11)

3-Point Field Goals Attempted

1. 43 -- Savannah State (11/13/16) *
2. **36 -- Iowa State (12/7/17)**
3. 35 -- Notre Dame (11/29/16)
4. 34 -- Omaha (12/3/16)
5. **32 -- Southern (12/10/17)**

3-Point FG Percentage (10 Made)

1. .619 (13-21) Northern Illinois (11/17/11)
2. .615 (16-26) Maryland (2/25/17)
3. .611 (11-18) Rutgers (1/31/17)
4. .588 (10-17) Arkansas-Pine Bluff (12/22/13)
- .588 (10-17) Michigan (2/1/14)

Free Throws Made

1. 39 -- Indiana (2/21/17)
2. 38 -- Omaha (11/10/13)
3. 32 -- Md. Eastern Shore (11/14/13)
4. 31 -- Penn State (2/15/14)
- 31 -- Wichita State (11/21/12)
- 31 -- Penn State (1/31/13)
- 31 -- Nebraska (1/5/15)

Free Throws Attempted

1. 49 -- Omaha (11/10/13)
2. 47 -- Indiana (2/21/17)
3. 43 -- UM Eastern Shore (11/14/13)
- 43 -- Michigan State (1/28/14)
5. 40 -- Penn (11/22/13)
- 40 -- Penn State (2/15/14)

Free Throw Percentage (10 Made)

1. 1.000 (15-15) Virginia (3/27/13)
2. 1.000 (13-13) Purdue (12/28/16)
3. .929 (26-28) North Florida (12/22/14)
4. .926 (25-27) Penn State (2/28/15)
5. .923 (12-13) Iowa State (12/12/14)
6. .917 (11-12) Michigan St (3/15/13)

Most Rebounds

1. 57 -- Md. Eastern Shore (11/14/13)
2. 56 -- UNC Wilmington (11/8/13)
- 56 -- Brown (12/3/11)
- 56 -- SC State (12/19/12)
5. 54 -- Fairleigh Dickinson (12/9/13)
- 54 -- Coppin State (12/22/12)

Most Assists

1. 34 -- Northern Illinois (12/29/17)
2. 33 -- Savannah State (11/13/16)
3. 32 -- Central Arkansas (12/19/11)
4. 31 -- Coppin State (11/15/15)
5. 26 -- Northern Illinois (11/17/11)
- 26 -- TCU (3/19/17)
7. **25 -- Southern Utah (12/19/17)**
- 25 -- Alabama State (11/12/17)**
- 25 -- Abilene Christian (11/17/13)

Most Steals

1. 19 -- SIU Edwardsville (11/26/10)
2. 16 -- UMBC (12/6/14)
3. 15 -- Rutgers (1/31/17)
4. 14 -- Maryland (1/19/17)
- 14 -- Marquette (11/19/15)
- 14 -- Penn (11/22/13)
- 14 -- Idaho St (12/4/10)
- 14 -- Chicago St (11/11/11)
9. 13 -- Rutgers (2/19/15)
- 13 -- IPFW (11/26/11)
- 13 -- UT-Pan American (11/9/12)

Most Blocked Shots

1. 14 -- Drake (12/19/15) *
2. 13 -- Illinois (3/5/13)
3. 12 -- UNC Wilmington (11/8/13)
- 12 -- Northern Illinois (11/26/14)
5. 11 -- Michigan State (12/29/15)
- 10 -- Penn State (2/15/14)
- 10 -- UT-Pan American (11/9/12)

Fewest Turnovers

1. 3 -- Temple (3/18/16)
- 3 -- Drake (12/19/15)
3. 4 -- Michigan (1/17/16)
- 4 -- Northwestern (2/15/15)
5. 5 -- Stetson (12/5/16)
- 5 -- Davidson (3/20/15)
- 5 -- Abilene Christian (11/17/13)
- 5 -- Drake (12/7/13)
- 5 -- UTEP (11/29/13)
- 5 -- Purdue (3/2/14)
- 5 -- Boise St (12/22/11)

* -- denotes school record

INDIVIDUAL

Most Points:

1. 42 -- Peter Jok vs. Memphis (11/26/16)
2. 35 -- Peter Jok vs. Indiana (2/21/17)
3. 34 -- Peter Jok vs. Nebraska (1/5/17)
4. 33 -- Peter Jok vs. Omaha (12/3/16)
- 33 -- Matt Gatens vs. Wisconsin (2/23/12)
6. 32 -- Jarrod Uthoff vs. Iowa State (12/10/15)
7. 31 -- Devyn Marble vs. Oregon (3/18/12)

Field Goals Made

1. 12 -- Jarrod Uthoff vs. Iowa State (12/10/15)
- 12 -- Matt Gatens vs. Wisconsin (2/23/12)
- 12 -- Peter Jok vs. Nebraska (1/5/17)
4. 11 -- Jarrod Uthoff vs. Michigan (3/5/16)
- 11 -- Aaron White vs. Davidson (3/20/15)
- 11 -- Aaron White vs. Iowa State (12/13/13)
- 11 -- Peter Jok vs. Memphis (11/26/16)
- 11 -- Peter Jok vs. Seton Hall (11/17/16)
- 11 -- Peter Jok vs. Kennesaw St. (11/11/16)
- 11 -- Peter Jok vs. Purdue (1/12/17)

Field Goals Attempted

1. 24 -- Devyn Marble vs. Wisconsin (1/5/14)
- 24 -- Peter Jok vs. Nebraska (1/5/17)
3. 23 -- Devyn Marble vs. Xavier (11/28/13)
- 23 -- Devyn Marble vs. Villanova (11/30/13)
5. 21 -- Jarrod Uthoff vs. Temple (3/18/16)
- 21 -- Matt Gatens vs. Minnesota (1/16/11)
- 21 -- Peter Jok vs. Seton Hall (11/17/16)
- 21 -- Peter Jok vs. Omaha (12/3/16)

3-Point FG Made

1. 8 -- Peter Jok vs. Memphis (11/26/16)
2. 8 -- Jordan Bohannon vs. Maryland (2/25/17)
3. 7 -- Jordan Bohannon vs. Notre Dame (11/29/16)
- 7 -- Jordan Bohannon vs. TCU (3/19/17)
- 7 -- Devyn Marble vs. Oregon (3/18/12)
- 7 -- Matt Gatens vs. Wisconsin (2/23/12)
- 7 -- Matt Gatens vs. Indiana (2/19/12)

3-Point Field Goals Attempted

1. 15 -- Jordan Bohannon at Notre Dame (12/3/16)
2. 12 -- Jordan Bohannon vs. Omaha (12/3/16)
3. 11 -- Jordan Bohannon vs. Indiana (3/9/17)
- 11 -- Peter Jok at Notre Dame (11/29/16)
- 11 -- Peter Jok vs. Memphis (11/26/16)
- 11 -- Peter Jok vs. Nebraska (1/5/17)
- 11 -- Peter Jok vs. Penn State (2/17/16)
- 11 -- Jarrod Uthoff vs. N'western (2/15/15)
- 11 -- Josh Oglesby at Wisconsin (2/6/13)

Free Throws Made

1. 22 -- Peter Jok vs. Indiana (2/21/17) *
2. 14 -- Roy Devyn Marble vs. UNI (12/15/12)
- 14 -- Aaron White vs. Texas (11/20/14)
4. **13 -- Tyler Cook vs. UAB (11/22/17)**
- 13 -- Aaron White vs. Wisconsin (11/19/13)
6. 12 -- Peter Jok vs. Omaha (12/3/16)
- 12 -- Peter Jok vs. Memphis (11/26/16)
- 12 -- Devyn Marble vs. Indiana (12/31/12)
- 12 -- Aaron White vs. Nebraska (1/5/15)
- 12 -- Gabriel Olesani vs. Nebraska (1/5/15)

Most Rebounds:

1. 18 -- Adam Woodbury vs. Wisconsin (2/24/16)
2. 17 -- Aaron White vs. Iowa State (12/13/13)
3. 16 -- Gabriel Olesani at Purdue (1/24/15)
4. 15 -- Jarrod Uthoff vs. Minnesota (2/14/16)
- 15 -- Adam Woodbury vs. Indiana (2/11/16)
- 15 -- Adam Woodbury vs. Penn State (2/3/16)
- 15 -- Aaron White vs. Omaha (11/10/13)
- 15 -- Jarryd Cole vs. UNI (12/7/10)

Most Assists

1. 13 -- Jordan Bohannon vs. TCU (3/19/17)
2. 12 -- Mike Gesell vs. Minnesota (2/14/16)
- 12 -- Mike Gesell vs. Coppin State (11/15/15)
4. 11 -- Jordan Bohannon vs. South Dakota (3/15/17)
- 11 -- Mike Gesell vs. Michigan (3/5/16)
- 11 -- Devyn Marble vs. Wisconsin (2/22/14)
- 11 -- Bryce Cartwright vs. Dayton (3/13/12)
8. 10 -- Jordan Bohannon vs. Indiana (3/9/17)
- 10 -- Mike Gesell vs. Nebraska (1/5/16)
- 10 -- Mike Gesell vs. Tenn. Tech (12/22/15)
- 10 -- Bryce Cartwright at Oregon (3/18/12)
- 10 -- Bryce Cartwright vs. Mich St (2/2/11)

Most Steals

1. 7 -- Eric May vs SIUE (11/26/10)
- 6 -- Roy Devyn Marble vs. Penn (11/22/13)
- 6 -- Eric May at Wake Forest (11/30/10)
4. **5 -- Nicholas Baer vs. Drake (12/16/17)**
- 5 -- Isaiah Moss vs. Indiana (3/9/17)
- 5 -- Jarryd Cole at Mich St (3/2/11)
- 5 -- Matt Gatens vs. Idaho St (12/4/10)
- 5 -- Aaron White vs. North Florida (12/22/14)
- 5 -- Mike Gesell at Penn State (2/28/15)

Most Blocks

1. 7 -- Melsahn Basabe vs. Iowa St (12/10/10)
- 7 -- Gabriel Olesani vs. Illinois (3/5/13)
3. 6 -- Nicholas Baer at Nebraska (1/5/17)
- 6 -- Jarrod Uthoff vs. Minnesota (2/14/16)
- 6 -- Jarrod Uthoff vs. Michigan State (12/29/15)
- 6 -- Nicholas Baer vs. Drake (12/19/15)
- 6 -- Melsahn Basabe vs. Ohio St (1/4/11)



Game 1 - Iowa 95, Chicago State 62

Official Basketball Box Score -- Game Totals -- Final Statistics
Chicago State vs Iowa
11/10/17 8:05 p.m. at Carver-Hawkeye Arena - Iowa City, IA

Chicago State 62 • 0-1

#	Player		Total		3-Ptr		Rebounds			PF	TP	A	TO	Blk	Stl	Min
			FG	FGA	FG	FGA	FT	FTA	Off							
10	Harris, Anthony	f	3-4	1-2	0-1	1	2	3	4	7	1	3	0	0	1	24
23	Szpir, Patrick	c	2-6	0-1	2-2	3	3	6	4	6	1	4	0	0	0	19
00	Burns, Glen	g	0-1	0-1	2-2	1	0	1	4	2	2	2	0	1	1	19
14	Sims, Jr., Fred	g	6-16	2-8	1-2	0	2	2	2	15	0	0	0	0	0	29
35	Shaw, Rob	g	5-11	0-3	0-0	0	1	1	2	10	6	3	0	4	30	
02	Pruitt, Jelani		1-4	0-0	2-2	2	1	3	2	4	0	1	0	0	0	11
03	Simmons, Deionte		1-2	0-0	2-3	1	1	2	4	4	0	0	0	0	0	5
11	Townsen, Jr., Nathan		1-1	1-1	0-2	0	0	0	1	3	0	0	0	0	0	3
15	Henton, Simeon		0-1	0-0	1-2	0	0	0	0	1	0	0	0	0	1	6
21	Bowles, Cameron		1-4	0-1	0-2	2	1	3	3	2	0	2	1	1	1	12
30	Bell, Travon		0-5	0-4	0-0	0	3	3	1	0	0	0	0	0	0	11
32	Byrd, Montana		0-1	0-1	0-0	0	0	0	1	0	0	1	0	0	0	5
33	Joyce, John		2-4	2-4	0-0	1	0	1	2	6	0	1	0	1	1	14
42	Stephens-Holmes, Jale		1-1	0-0	0-0	1	2	3	3	2	0	2	1	0	0	12
Team						3	2	5								
Totals				23-61	6-26	10-18	15	18	33	62	10	20	2	9	0	200
FG % 1st Half: 11-37			29.7%	2nd half: 12-24		50.0%	Game: 23-61		37.7%	Deadball						
3FG % 1st Half: 0-14			0.0%	2nd half: 6-12		50.0%	Game: 6-26		23.1%	Rebounds						
FT % 1st Half: 5-7			71.4%	2nd half: 5-11		45.5%	Game: 10-18		55.6%	3						

Iowa 95 • 1-0

#	Player		Total		3-Ptr		Rebounds			PF	TP	A	TO	Blk	Stl	Min	
			FG	FGA	FG	FGA	FT	FTA	Off								Def
00	Wagner, Ahmad	f	0-2	0-0	2-4		2	4	6	2	2	4	1	0	0	19	
05	Cook, Tyler	r	4-4	0-0	4-7		2	4	6	1	12	3	0	0	1	21	
55	Garza, Luka	c	6-6	0-0	4-8		1	4	5	1	16	1	1	3	0	18	
03	Bohannon, Jordan	g	4-10	4-7	0-0		0	1	1	1	12	6	0	0	0	21	
04	Moss, Isaiah	g	5-7	4-6	0-0		0	1	1	2	14	1	1	0	1	13	
01	Dailey, Maishe		3-5	1-2	3-3		1	1	2	1	10	1	3	0	0	18	
02	Nunge, Jack		2-4	0-1	6-7		1	3	4	1	10	0	2	1	4	19	
11	Rose, Charlie		0-0	0-0	0-0		0	0	0	1	0	0	0	0	0	3	
15	Kriener, Ryan		2-3	0-0	0-1		0	1	1	3	4	2	3	2	0	14	
20	Till, Riley		0-0	0-0	0-0		0	1	1	0	0	0	1	0	1	5	
24	Ellingson, Brady		3-5	3-5	0-0		0	1	1	0	9	4	1	0	0	28	
25	Uhl, Dom		0-1	0-1	1-2		0	3	3	2	1	0	2	1	0	8	
35	Pemsl, Cordell		2-5	0-0	1-3		1	4	5	4	5	1	2	0	0	13	
Team							2	0	2								
Totals				31-52	12-22		21-35	10	28	38	19	95	23	17	7	8	200
FG % 1st Half: 19-31			61.3%	2nd half: 12-21		57.1%	Game: 31-52		59.6%	Deadball							
3FG % 1st Half: 7-14			50.0%	2nd half: 5-8		62.5%	Game: 12-22		54.5%	Rebounds							
FT % 1st Half: 7-14			50.0%	2nd half: 14-21		66.7%	Game: 21-35		60.0%	7							

Officials: Glenn Mayborg, Lewis Garrison, Brooks Wells
Technical fouls: Chicago State-None. Iowa-None.
Attendance: 12100

Score by periods	1st	2nd	Total		In	Off	2nd	Fast	
Chicago State	27	35	62	Points	Paint	T/O	Chance	Break	Bench
Iowa	52	43	95	CSU	30	14	8	14	22
				IOWA	30	15	17	5	39

Last FG - CSU 2nd-00:14, IOWA 2nd-00:24.
Largest lead - CSU by 2 1st-19:39, IOWA by 40 2nd-09:36.
CSU led for 00:45. IOWA led for 38:54. Game was tied for 00:21.

Score tied - 0 times.
Lead changed - 1 time.

Game 3 - Iowa 85, Grambling State 74

Official Basketball Box Score -- Game Totals -- Final Statistics
Grambling State vs Iowa
11/16/17 7:00 p.m. at Carver-Hawkeye Arena - Iowa City, IA

Grambling State 74 • 0-2

#	Player		Total		3-Ptr		Rebounds				PF	TP	A	TO	Blk	Stl	Min
			FG	FGA	FG	FGA	FT	FTA	Off	Def							
11	Mpoyo, Axel	r	8-18	1-1	4-4	5	1	6	1	21	2	1	1	2		35	
32	Jackson, DeVante	r	0-2	0-1	0-0	0	1	1	3	0	1	0	0	0		15	
01	Smith, Jr., Ivy	g	3-7	1-1	0-0	1	1	2	4	7	8	1	0	0		30	
04	Gaston, Anthony	g	6-14	4-10	0-0	2	1	3	4	16	4	1	0	1		37	
05	Thomas, Shirmane	g	2-6	1-3	0-0	1	4	5	3	5	2	3	0	1		25	
02	Ribeiro, Nigel	g	5-9	2-3	0-0	0	0	0	2	12	2	0	0	0		16	
03	Wright, Kareem	g	0-1	0-1	0-0	0	0	0	0	0	0	0	0	0		2	
10	Wilks, Drake	g	0-2	0-2	0-0	0	0	0	1	0	0	1	0	0		6	
12	Jackson, Bobby	g	0-2	0-0	0-0	2	4	6	3	0	0	1	1	1		14	
23	Wol, Diing Diing	g	0-0	0-0	0-0	0	0	0	0	0	0	1	0	1		4	
24	Jones, Dontae	g	5-7	1-2	2-2	0	2	2	4	13	0	2	0	0		16	
Team						2	0	2									
Totals			29-68	10-24	6-6	13	14	27	25	74	19	11	2	7	200		
FG % 1st Half: 14-32			43.8%	2nd half: 15-36		41.7%	Game: 29-68		42.6%	Deadball							
3FG % 1st Half: 5-10			50.0%	2nd half: 5-14		35.7%	Game: 10-24		41.7%	Rebounds							
FT % 1st Half: 2-2			100.0	2nd half: 4-4		100.0	Game: 6-6		100.0	0							

Iowa 85 • 3-0

#	Player		Total		3-Ptr		Rebounds		PF	TP	A	TO	Blk	Stl	Min	
			FG-FGA	FG-FGA	FT-FTA	Off	Def	Tot								
00	Wagner, Ahmad	f	0-0	0-0	1-2	0	1	0	1	1	2	1	1	1	12	
05	Cook, Tyler	r	4-6	0-0	7-8	4	3	7	4	15	1	3	1	1	29	
55	Garza, Luka	c	6-9	0-1	1-4	2	7	9	3	13	2	2	3	2	28	
03	Bohannon, Jordan	g	1-7	1-4	9-10	1	1	2	2	12	7	1	0	2	28	
04	Moss, Isaiah	g	4-9	3-6	4-4	0	2	2	3	15	1	0	0	2	30	
01	Dailey, Maishe	g	1-2	1-2	0-0	0	0	0	0	3	1	0	0	0	7	
02	Nunge, Jack	g	6-8	3-5	2-4	1	6	7	0	17	2	0	1	0	27	
15	Kriener, Ryan	g	2-2	0-0	0-0	1	0	1	1	4	1	1	0	0	11	
24	Ellingson, Brady	g	1-3	0-2	0-0	0	2	2	0	2	3	1	0	0	15	
35	Pemsl, Cordell	g	0-0	0-0	3-4	1	1	2	1	3	1	3	0	0	13	
Team						0	3	3								
Totals				25-46	8-20	27-36	10	26	36	14	85	20	13	6	8	200
FG % 1st Half: 12-22			54.5%	2nd half: 13-24			54.2%	Game: 25-46			54.3%	Deadball				
3FG % 1st Half: 6-14			42.9%	2nd half: 2-6			33.3%	Game: 8-20			40.0%	Rebounds				
FT % 1st Half: 13-18			72.2%	2nd half: 14-18			77.8%	Game: 27-36			75.0%	6				

Officials: Keith Kimble, Edwin Young, John Floyd
Technical fouls: Grambling State-None. Iowa-None.
Attendance: 10540

Score by periods	1st	2nd	Total		In	Off	2nd	Fast	
Grambling State	35	39	74	Points	Paint	T/O	Chance	Break	Bench
Iowa	43	42	85	GRAMMB	30	21	12	6	25
				IOWA	30	12	13	2	29

Last FG - GRAMMBB 2nd-00:31, IOWA 2nd-02:49.
Largest lead - GRAMMBB by 3 2nd-10:58, IOWA by 13 2nd-02:49.
GRAMMBB led for 01:14. IOWA led for 32:41. Game was tied for 06:05.

Score tied - 7 times.
Lead changed - 4 times.

Game 2 - Iowa 92, Alabama State 58

Official Basketball Box Score -- Game Totals -- Final Statistics
Alabama State vs Iowa
11/12/17 3:00 p.m. at Carver-Hawkeye Arena - Iowa City, IA

Alabama State 58 • 0-2

#	Player		Total		3-Ptr		Rebounds				PF	TP	A	TO	Blk	Stl	Min
			FG-FGA	FG-FGA	FT-FTA	Off	Def	Total									
14	Jones, Ed	f	2-8	0-1	1-1	1	1	2	5	5	0	0	1	0	0	23	
24	Johnsen, Brandon	r	6-8	0-0	1-4	0	7	7	3	13	0	1	4	2	34		
03	Davis, Gene	g	3-6	2-2	0-1	1	1	2	1	8	2	4	0	0	0	21	
05	Ewuoshio, Tobi	g	6-14	0-0	1-2	4	6	10	4	13	4	1	0	2	32		
12	Gee, Reginald	g	5-12	2-4	3-3	3	5	8	0	15	0	1	0	0	0	26	
02	Johnson, Micah		1-1	0-0	0-0	0	1	1	1	2	2	3	0	0	0	7	
10	Ross, Jacoby		0-3	0-3	0-0	0	0	0	0	0	1	1	0	0	0	12	
11	Rogers, Austin		0-2	0-1	0-0	0	0	0	2	0	0	1	0	0	0	12	
13	Deneus, Fredens		0-0	0-0	0-0	0	0	0	0	0	0	0	0	0	0	2	
15	Pichardo, Fausto		0-1	0-0	0-0	0	0	0	4	0	0	1	0	0	0	5	
21	Wright, Marice		1-4	0-1	0-0	4	2	6	1	2	1	0	1	1	1	15	
30	LeFloore, Terrance		0-4	0-2	0-0	1	0	1	1	0	0	2	0	0	0	7	
52	Rogers, Steve		0-1	0-0	0-0	0	0	0	0	0	0	1	0	0	0	4	
	Team					1	0	0	0			1					
Totals			24-64	4-14	6-11	15	23	38	22	58	10	17	6	5	0	200	
FG % 1st Half: 10-34			29.4%	2nd half: 14-30	46.7%	Game: 24-64			37.5%	Deadball							
3FG % 1st Half: 1-8			12.5%	2nd half: 3-6	50.0%	Game: 4-14			28.6%	Rebounds							
FT % 1st Half: 1-4			25.0%	2nd half: 5-7	71.4%	Game: 6-11			54.5%	0							

Game 5 - South Dakota State 80, Iowa 72

Official Basketball Box Score -- Game Totals -- Final Statistics

Iowa vs South Dakota State
11/21/17 Noon at Cayman Island Classic

Iowa 72 • 3-2

#	Player	Total		3-Ptr		Rebounds			PF	TP	A	TO	Blk	Stl	Min
		FG-FGA	FG-FGA	FT-FTA	FT-FTA	Off	Def	Tot							
00	Wagner, Ahmad	f	5-6	1-1	0-0	2	1	3	3	11	1	1	0	1	17
05	Cook, Tyler	f	4-10	0-0	3-4	1	5	6	5	11	1	1	2	0	28
55	Garza, Luka	f	2-7	0-2	0-3	2	8	10	1	4	1	0	1	0	28
03	Bohannon, Jordan	g	2-5	2-5	1-2	1	1	2	3	7	1	0	0	0	32
04	Moss, Isaiah	g	8-16	2-7	0-0	0	2	2	1	18	3	4	0	2	32
01	Dailey, Maishe	g	0-2	0-2	0-0	0	0	0	0	0	0	0	0	0	5
02	Nunge, Jack	g	5-5	2-2	2-4	1	1	2	2	14	1	2	0	1	25
15	Kriener, Ryan	g	2-2	1-1	0-0	0	1	1	1	5	0	3	0	0	10
20	Till, Riley	g	0-0	0-0	0-0	0	0	0	0	0	0	0	0	0	0+
24	Ellingson, Brady	g	0-1	0-1	0-0	0	1	1	0	0	0	2	0	0	9
25	Uhl, Dom	g	0-0	0-0	0-0	0	0	0	0	0	0	0	0	0	2
35	Pemsl, Cordell	g	0-1	0-0	2-2	0	3	3	1	2	2	1	0	0	12
Team						2	3	5							
Totals			28-55	8-21	8-15	9	26	35	17	72	16	15	3	4	200
FG % 1st Half: 14-33		42.4%	2nd half: 14-22		63.6%	Game: 28-55		50.9%	Deadball						
3FG % 1st Half: 3-11		27.3%	2nd half: 5-10		50.0%	Game: 8-21		38.1%	Rebounds						
FT % 1st Half: 2-2		100.0	2nd half: 6-13		46.2%	Game: 8-15		53.3%	3						

South Dakota State 80 • 4-2

#	Player	Total		3-Ptr		Rebounds			PF	TP	A	TO	Blk	Stl	Min
		FG-FGA	FG-FGA	FT-FTA	FT-FTA	Off	Def	Tot							
23	Reed Tellinghuisen	f	4-12	2-4	5-5	0	3	3	3	15	2	0	0	0	36
24	Mike Daum	f	4-11	1-3	1-2	1	2	3	2	10	4	4	0	1	31
45	Ian Theisen	f	2-2	1-1	0-0	2	7	9	4	5	0	0	0	2	20
02	Tevin King	g	7-13	1-3	1-2	2	5	7	0	16	3	0	0	5	33
03	Chris Howell	g	0-4	0-0	0-0	0	0	0	0	1	1	0	0	0	11
00	Brandon Key	g	1-2	0-0	0-0	0	2	2	1	2	0	2	0	1	7
01	Skyler Flatten	g	0-1	0-0	0-0	0	0	0	0	0	0	0	0	0	6
05	David Jenkins Jr.	g	7-12	3-7	6-7	1	2	3	2	23	0	1	0	0	28
25	Lane Sevyrin	g	2-4	2-2	3-3	2	1	3	3	9	0	1	1	0	28
Team						2	0	2							
Totals			27-61	10-20	16-19	10	22	32	15	80	10	11	1	9	200
FG % 1st Half: 12-30		40.0%	2nd half: 15-31		48.4%	Game: 27-61		44.3%	Deadball						
3FG % 1st Half: 4-9		44.4%	2nd half: 6-11		54.5%	Game: 10-20		50.0%	Rebounds						
FT % 1st Half: 8-8		100.0	2nd half: 8-11		72.7%	Game: 16-19		84.2%	1						

Officials: Ron Groover, Steve Olsen, Rob Kuenenon
Technical fouls: Iowa-None. South Dakota State-None.
Attendance: 1275

Score by periods	1st	2nd	Total
Iowa	33	39	72
South Dakota State	36	44	80

Points	In	Off	2nd	Fast	Bench
IOWA	28	15	6	7	21
SDSU	26	25	11	7	34

Last FG - IOWA 2nd-00:13, SDSU 2nd-02:08.
Largest lead - IOWA by 6 1st-18:16, SDSU by 9 2nd-00:42.
IOWA led for 09:22. SDSU led for 26:25. Game was tied for 04:13.

Score tied - 10 times.
Lead changed - 9 times.

Game 7 - Virginia Tech 79, Iowa 55

Official Basketball Box Score -- Game Totals -- Final Statistics

Iowa vs Virginia Tech
11/28/17 9:00 PM at Cassell Coliseum, Blacksburg, Va.

Iowa 55 • 4-3

#	Player	Total		3-Ptr		Rebounds			PF	TP	A	TO	Blk	Stl	Min
		FG-FGA	FG-FGA	FT-FTA	FT-FTA	Off	Def	Tot							
00	Wagner, Ahmad	*	1-3	0-0	0-0	1	1	2	1	2	0	1	0	0	12
03	Bohannon, Jordan	*	4-12	4-8	0-0	0	2	2	1	12	3	2	0	0	36
04	Moss, Isaiah	*	1-6	0-2	0-0	0	2	2	2	2	1	4	0	0	22
05	Cook, Tyler	*	6-10	0-0	4-6	1	8	9	3	16	1	2	2	0	29
55	Garza, Luka	*	2-6	0-0	0-2	2	2	4	2	4	0	0	1	0	14
01	Dailey, Maishe	g	2-5	0-2	0-0	0	0	0	1	4	0	2	0	0	12
02	Nunge, Jack	g	2-4	0-1	0-0	2	4	6	1	4	0	1	0	1	20
15	Kriener, Ryan	g	0-1	0-0	0-0	0	0	0	3	0	0	0	0	2	5
24	Ellingson, Brady	g	0-2	0-2	0-0	0	0	0	2	0	0	0	1	1	7
35	Pemsl, Cordell	g	2-8	0-0	2-2	7	7	14	1	6	6	0	1	0	21
51	Baer, Nicholas	g	2-9	1-5	0-0	1	3	4	2	5	0	2	0	1	22
Team						1	0	1							
Totals			22-66	7-20	6-10	15	29	44	20	55	11	14	5	5	200
FG % 1st Half: 15-29		51.7%	2nd half: 7-17		18.9%	Game: 22-66		33.3%	Deadball						
3FG % 1st Half: 4-8		50.0%	2nd half: 1-12		8.3%	Game: 5-20		25.0%	Rebounds						
FT % 1st Half: 4-4		100.0	2nd half: 2-6		33.3%	Game: 6-10		60.0%	1,1						

Virginia Tech 79 • 6-1

#	Player	Total		3-Ptr		Rebounds			PF	TP	A	TO	Blk	Stl	Min
		FG-FGA	FG-FGA	FT-FTA	FT-FTA	Off	Def	Tot							
04	N. Alexander-Walker	*	1-4	1-2	2-2	0	4	4	2	5	1	2	2	0	22
05	Justin Robinson	*	2-8	0-1	0-0	2	5	7	2	4	6	3	0	2	30
10	Justin Bibbs	*	4-13	2-7	4-4	0	3	3	1	14	2	0	0	0	28
13	Ahmed Hill	*	6-13	3-9	3-5	1	6	7	2	18	2	1	0	1	30
24	Kerry Blackshear Jr.	*	2-3	0-1	3-4	3	7	10	3	7	0	1	1	0	17
01	Tyrie Jackson	g	0-0	0-0	0-0	0	2	2	0	0	1	0	0	0	5
06	Wabissa Bede	g	0-0	0-0	0-0	0	1	1	0	0	0	0	0	0	2
11	Devin Wilson	g	1-1	0-0	1-2	0	0	0	1	3	1	1	0	1	18
14	P.J. Horne	g	6-7	0-0	4-6	2	0	2	2	16	0	0	0	0	21
15	Chris Clarke	g	3-8	1-3	5-5	1	2	3	0	12	2	1	1	2	25
21	Nick Fullard	g	0-0	0-0	0-0	0	0	0	0	0	0	0	0	0	1
22	Justin Ammerman	g	0-1	0-0	0-0	0	0	0	0	0	0	0	0	0	1
Team						0	1	1							
Totals			25-58	7-23	22-28	9	31	40	13	79	15	10	4	6	200
FG % 1st Half: 11-27		40.7%	2nd half: 14-31		45.2%	Game: 25-58		43.1%	Deadball						
3FG % 1st Half: 5-12		41.7%	2nd half: 2-11		18.2%	Game: 7-23		30.4%	Rebounds						
FT % 1st Half: 11-15		73.3%	2nd half: 11-13		84.6%	Game: 22-28		78.6%	0,1						

Officials: Roger Ayers, Lee Cassell, Pat Driscoll
Technical fouls: Iowa-TEAM. Virginia Tech-None.
Attendance: 7101
Big Ten/ACC Challenge

Score by periods	1st	2nd	Total
Iowa	38	17	55
Virginia Tech	38	41	79

Points	In	Off	2nd	Fast	Bench
IOWA	30	3	13	0	19
VT	36	12	13	12	31

Last FG - IOWA 2nd-02:35, VT 2nd-02:08.
Largest lead - IOWA by 5 1st-15:52, VT by 27 2nd-04:35.
IOWA led for 11:34. VT led for 24:40. Game was tied for 03:46.

Score tied - 6 times.
Lead changed - 7 times.

Game 6 - Iowa 95, UAB 85

Official Basketball Box Score -- Game Totals -- Final Statistics

Iowa vs UAB
11/22/17 Noon at Cayman Island Classic

Iowa 95 • 4-2

#	Player		Total		3-Ptr		Rebounds			PF	TP	A	TO	Blk	Stl	Min
			FG-FGA	FG-FGA	FT-FTA	Off	Def	Tot								
02	Nunge, Jack	f	0-3	0-1	0-0	1	2	3	2	0	3	0	0	0	14	
05	Cook, Tyler	f	8-11	0-0	13-16	1	5	6	4	29	1	3	0	0	35	
55	Garza, Luka	f	6-8	0-0	2-3	2	5	7	4	14	1	1	3	0	29	
03	Bohannon, Jordan	g	9-12	6-8	6-6	0	1	1	1	30	4	2	0	1	35	
04	Moss, Isaiah	g	5-11	1-2	1-2	0	2	2	2	12	4	1	0	1	32	
01	Dailey, Maishe		1-2	1-1	4-4	0	2	2	1	7	1	0	0	0	20	
15	Kriener, Ryan		1-1	0-0	0-0	0	1	1	4	2	0	2	0	0	11	
24	Ellingson, Brady		0-1	0-1	0-0	0	0	0	0	0	0	1	0	1	6	
25	Uhl, Dom		0-0	0-0	0-0	0	0	0	0	0	0	1	0	0	2	
35	Pemsl, Cordell		0-1	0-0	1-4	0	5	5	0	1	4	0	1	0	16	
Team						0	2	2								
Totals				30-50	8-13	27-35	4	25	29	18	95	18	11	4	3	200
FG % 1st Half: 15-27			55.6%	2nd half: 15-23	65.2%	Game: 30-50			60.0%	Deadball Rebounds						
3FG % 1st Half: 4-7			57.1%	2nd half: 4-6	66.7%	Game: 8-13			61.5%	3						
FT % 1st Half: 15-18			83.3%	2nd half: 12-17	70.6%	Game: 27-35			77.1%							
UAB 85 • 3-3																

Game 9 - Indiana 77, Iowa 64

Official Basketball Box Score -- Game Totals -- Final Statistics

Iowa vs Indiana

12/04/17 8:00 p.m. at Simon Skjodt Assembly Hall

Iowa 64 • 4-5, 0-2

#	Player	Total		3-Ptr		Rebounds			PF	TP	A	TO	Blk	Stl	Min
		FG-FGA	FG-FGA	FT-FTA	FT-FTA	Off	Def	Tot							
02	Nunge, Jack	f	4-8	2-4	2-2	1	5	6	3	12	1	0	1	1	26
05	Cook, Tyler	f	4-8	1-1	0-0	4	1	5	3	9	0	3	0	1	14
55	Garza, Luka	f	3-4	0-0	0-2	1	2	3	2	6	1	1	0	0	15
03	Bohannon, Jordan	g	2-8	2-6	1-2	0	4	4	1	7	4	5	0	0	29
04	Moss, Isaiah	g	1-5	0-1	0-0	0	4	4	0	2	1	2	0	0	17
00	Wagner, Ahmad	g	2-8	0-1	0-0	4	0	4	4	4	0	1	0	1	20
01	Dailey, Maishe	g	1-7	1-4	0-0	0	5	5	0	3	4	0	0	0	21
24	Ellingson, Brady	g	6-9	3-4	1-2	0	1	1	1	16	4	0	1	1	24
25	Uhl, Dom	g	0-1	0-0	0-0	0	0	0	0	0	0	1	0	0	2
35	Pemsl, Cordell	g	1-4	0-0	0-1	0	2	2	2	2	1	2	1	1	18
51	Baer, Nicholas	g	1-3	1-3	0-0	0	3	3	4	3	1	3	3	1	14
Team						4	1	5							
Totals			25-65	10-24	4-9	14	28	42	20	64	17	18	6	6	200

FG % 1st Half: 9-31 29.0% 2nd half: 16-34 47.1% Game: 25-65 38.5%
 3FG % 1st Half: 6-14 42.9% 2nd half: 4-10 40.0% Game: 10-24 41.7%
 FT % 1st Half: 2-5 40.0% 2nd half: 2-4 50.0% Game: 4-9 44.4%

Indiana 77 • 5-4, 1-1

#	Player	Total		3-Ptr		Rebounds			PF	TP	A	TO	Blk	Stl	Min
		FG-FGA	FG-FGA	FT-FTA	FT-FTA	Off	Def	Tot							
13	Morgan, Juwan	f	6-9	0-1	3-4	4	6	10	3	15	0	1	1	2	29
20	Davis, DeRon	f	5-11	0-0	3-4	4	2	6	0	13	1	2	4	2	18
01	Aljami Durham	g	3-7	1-3	0-0	1	1	2	3	7	0	1	0	1	22
02	Newkirk, Josh	g	2-5	1-1	1-2	2	5	7	0	6	1	1	0	2	28
04	Johnson, Robert	g	2-9	1-6	4-4	0	7	7	1	9	3	2	0	1	32
03	Smith, Justin	g	0-4	0-0	0-0	1	1	2	0	0	1	1	1	0	7
10	Jager, Johnny	g	0-0	0-0	0-0	0	0	0	0	0	0	0	0	0	1
11	Green, Devonte	g	4-8	2-4	2-2	1	1	2	2	12	4	2	0	1	25
15	McRoberts, Zach	g	1-2	0-0	0-0	1	1	2	2	2	1	0	0	1	12
21	McSwain Jr., Freddie	g	0-1	0-0	0-0	0	2	2	2	0	1	0	0	0	4
22	Moore, Clifton	g	0-1	0-0	0-0	0	0	0	1	0	0	0	0	0	2
30	Hartman, Collin	g	4-9	3-6	2-2	0	5	5	2	13	2	0	0	1	20
35	Priller, Tim	g	0-0	0-0	0-0	0	0	0	0	0	0	0	0	0	0+
Team						2	0	2							
Totals			27-66	8-21	15-23	16	31	47	16	77	14	10	6	11	200

FG % 1st Half: 14-33 42.4% 2nd half: 13-33 39.4% Game: 27-66 40.9%
 3FG % 1st Half: 5-13 38.5% 2nd half: 3-8 37.5% Game: 8-21 38.1%
 FT % 1st Half: 8-11 72.7% 2nd half: 7-12 58.3% Game: 15-23 65.2%

Officials: Bo Boroski, Gene Statero, Keith Kimble

Technical fouls: Iowa-None. Indiana-None.

Attendance: 17222

Score by periods	1st	2nd	Total
Iowa	26	38	64
Indiana	41	36	77

	Points	In	Off	2nd	Fast	Bench
Iowa	26	10	12	7	28	27
Indiana	36	22	12	15	27	

Last FG - Iowa 2nd-00:19, IND 2nd-03:06.
 Largest lead - Iowa by 3 1st-19:41, IND by 22 2nd-03:06.
 Iowa led for 04:06. IND led for 34:52. Game was tied for 01:02.

Score tied - 3 times.
 Lead changed - 9 times.

Game 11 - Iowa 91, Southern 60

Official Basketball Box Score -- Game Totals -- Final Statistics

Southern vs Iowa

12/10/17 4 p.m. at Carver-Hawkeye Arena - Iowa City, IA

Southern 60 • 2-8, 0-0

#	Player	Total		3-Ptr		Rebounds			PF	TP	A	TO	Blk	Stl	Min
		FG-FGA	FG-FGA	FT-FTA	FT-FTA	Off	Def	Tot							
02	Emanuel Sheperd	f	0-4	0-0	2-2	3	3	6	2	2	1	1	1	0	22
12	Jared Sam	f	3-10	0-0	5-6	2	8	10	2	11	1	1	0	1	36
03	Eddie Reese	g	3-9	1-5	1-2	1	4	5	0	8	1	3	0	1	26
04	Chris Thomas	g	4-10	1-3	1-2	2	1	3	3	10	0	1	0	1	26
10	Jamar Sandifer	g	1-6	0-2	0-0	1	4	5	4	2	0	0	0	0	15
00	Richard Lee	g	1-5	0-3	0-0	0	2	2	2	2	0	0	0	0	8
01	LaQuentin Collins	g	0-3	0-1	2-2	0	1	1	0	2	0	1	0	0	14
14	Aaron Ray	g	4-7	1-2	3-4	0	0	0	4	12	0	0	0	1	21
22	Shaquille Benson	g	3-7	0-0	1-2	5	1	6	1	7	0	0	1	0	15
28	DeRias Johnson	g	2-8	0-5	0-0	1	1	2	1	4	1	1	0	0	10
44	Mubashar Ali	g	0-1	0-0	0-0	0	1	1	3	0	1	1	0	0	7
Team						1	3	4							
Totals			21-70	3-21	15-20	16	29	45	22	60	4	11	2	4	200

FG % 1st Half: 10-33 30.3% 2nd half: 11-37 29.7% Game: 21-70 30.0%
 3FG % 1st Half: 1-8 12.5% 2nd half: 2-13 15.4% Game: 3-21 14.3%
 FT % 1st Half: 10-14 71.4% 2nd half: 5-6 83.3% Game: 15-20 75.0%

Iowa 91 • 5-6, 0-2

#	Player	Total		3-Ptr		Rebounds			PF	TP	A	TO	Blk	Stl	Min
		FG-FGA	FG-FGA	FT-FTA	FT-FTA	Off	Def	Tot							
02	Nunge, Jack	f	2-5	1-2	6-6	0	2	2	1	11	2	1	4	0	20
05	Cook, Tyler	f	3-5	0-0	2-2	0	4	4	4	8	0	1	2	0	17
51	Baer, Nicholas	f	1-3	1-2	1-3	1	2	3	2	4	2	1	0	1	12
03	Bohannon, Jordan	g	1-6	0-3	2-2	0	3	3	1	4	5	0	0	1	25
04	Moss, Isaiah	g	4-10	4-9	0-0	1	1	2	0	12	2	0	0	1	21
00	Wagner, Ahmad	g	0-0	0-0	1-2	0	3	3	3	1	0	1	0	0	11
01	Dailey, Maishe	g	3-9	3-6	0-0	2	2	4	0	9	2	0	0	0	21
11	Rose, Charlie	g	0-1	0-1	0-0	0	1	1	0	0	0	0	0	0	2
15	Kriener, Ryan	g	3-6	0-1	0-0	0	3	3	0	6	2	1	1	2	12
20	Till, Riley	g	0-2	0-2	0-0	0	0	0	1	0	0	0	0	0	4
24	Ellingson, Brady	g	2-4	0-0	0-0	0	1	1	0	8	1	0	0	0	15
25	Uhl, Dom	g	0-0	0-0	0-0	0	1	1	0	0	0	0	0	0	4
30	McCaffery, Connor	g	1-1	1-1	2-3	0	3	3	0	5	4	1	0	1	17
55	Garza, Luka	g	7-10	1-1	8-10	6	7	13	3	23	2	1	1	0	19
Team						0	3	3							
Totals			28-63	13-32	22-28	10	36	46	15	91	22	7	8	6	200

FG % 1st Half: 12-29 41.4% 2nd half: 16-34 47.1% Game: 28-63 44.4%
 3FG % 1st Half: 7-15 46.7% 2nd half: 6-17 35.3% Game: 13-32 40.6%
 FT % 1st Half: 10-13 76.9% 2nd half: 12-15 80.0% Game: 22-28 78.6%

Officials: Mike Eades, Kelly Pfeifer, John Gaffney

Technical fouls: Southern-None. Iowa-Cook, Tyler.

Attendance: 11397

Score by periods	1st	2nd	Total
Southern	31	29	60
Iowa	41	50	91

	Points	In	Off	2nd	Fast	Bench
Southern	24	11	13	6	27	
Iowa	34	14	17	12	52	

Last FG - SOUTHERN 2nd-00:46, IOWA 2nd-02:51.
 Largest lead - SOUTHERN by 6 1st-08:28, IOWA by 35 2nd-01:46.
 SOUTHERN led for 05:38. IOWA led for 31:41. Game was tied for 02:41.

Score tied - 4 times.
 Lead changed - 3 times.

Game 10 - Iowa State 84, Iowa 78

Official Basketball Box Score -- Game Totals -- Final Statistics

Iowa vs Iowa State

12/07/17 7:01 p.m. at Hilton Coliseum - Ames, Iowa

Iowa 78 • 4-6

#	Player		Total		3-Ptr		Rebounds			PF	TP	A	TO	Blk	Stl	Min
			FG	FGA	FG	FGA	FT	FTA	Off							
02	Nunge, Jack	*	7-14	1-5	1-3	4	4	8	4	16	4	0	1	0	23	
03	Bohannon, Jordan	*	7-13	5-10	0-0	0	1	1	3	19	2	4	0	0	31	
04	Moss, Isaiah	*	2-8	0-4	0-0	0	2	2	0	4	1	1	1	0	17	
05	Cook, Tyler	*	1-5	0-2	0-2	4	4	8	2	2	5	3	0	0	25	
24	Ellingson, Brady	*	3-11	1-6	0-1	0	4	4	1	7	5	2	0	2	30	
00	Wagner, Ahmad		1-1	0-0	0-0	0	1	1	0	2	0	1	1	0	5	
01	Dailey, Maishe		2-4	2-3	0-0	0	6	6	1	6	0	1	0	0	18	
15	Kriener, Ryan		1-4	0-1	0-0	2	1	3	1	2	0	0	0	0	6	
35	Pemsl, Cordell		5-6	0-0	0-0	4	4	8	1	10	3	1	0	0	17	
51	Baer, Nicholas		3-7	2-5	0-0	5	2	7	4	8	2	2	0	0	21	
55	Garza, Luka		1-1	0-0	0-2	1	3	4	2	2	1	2	0	0	7	
	Team					0	1	1			1					
Totals			33-74	11-36	1-8	20	33	53	19	78	23	18	3	2	200	

Game 13 - Iowa 92, Southern Utah 64

Official Basketball Box Score -- Game Totals -- Final Statistics Southern Utah vs Iowa

12/19/17 8:05 p.m. at Carver-Hawkeye Arena - Iowa City, IA

Southern Utah 64 • 6-5, 0-0

#	Player	Total		3-Ptr		Rebounds			PF	TP	A	TO	Blk	Stl	Min
		FG-FGA	FG-FGA	FT-FTA	FT-FTA	Off	Def	Tot							
10	Calloway, Jacob	f	3-6	2-4	0-2	1	1	2	2	8	2	3	0	2	18
34	Musoko, Christian	f	2-2	0-0	0-0	0	1	1	4	4	0	1	0	0	15
04	Marin, Dre	f	3-8	0-3	0-0	0	6	6	1	6	3	3	0	1	34
12	Cohee, Jaden	g	5-14	1-4	1-2	1	5	6	0	12	5	2	0	0	34
14	McGee, James	g	2-7	2-7	0-0	0	1	1	3	6	4	1	0	0	31
02	Better, Brandon		3-11	2-6	4-4	0	0	0	4	12	1	0	0	0	17
05	Lyons, Jordan		0-0	0-0	0-0	0	0	0	0	0	1	0	0	0	9
15	Aytes, Jamal		4-9	0-0	0-0	0	3	3	3	8	0	1	0	0	15
22	Madunic, Ivan		1-2	1-2	2-4	0	5	5	4	5	1	1	0	3	16
33	Johnson, Matthew		0-0	0-0	0-0	0	0	0	1	0	0	0	0	0	2
44	Swallow, Joel		1-2	0-0	1-2	1	1	2	0	3	0	0	0	0	9
Team						0	3	3							
Totals			24-61	8-26	8-14	3	26	29	22	64	17	12	0	6	200

FG % 1st Half: 12-33 36.4% 2nd half: 12-28 42.9% Game: 24-61 39.3%
3FG % 1st Half: 5-16 31.3% 2nd half: 3-10 30.0% Game: 8-26 30.8%
FT % 1st Half: 2-6 33.3% 2nd half: 6-8 75.0% Game: 8-14 57.1%

Iowa 92 • 7-6, 0-2

#	Player	Total		3-Ptr		Rebounds			PF	TP	A	TO	Blk	Stl	Min
		FG-FGA	FG-FGA	FT-FTA	FT-FTA	Off	Def	Tot							
02	Nunge, Jack	f	4-5	0-1	1-2	0	4	4	0	9	4	1	1	0	21
05	Cook, Tyler	f	7-12	0-0	2-4	1	6	7	2	16	1	0	1	0	22
51	Baer, Nicholas	f	2-4	0-2	1-1	3	7	10	1	5	2	2	1	2	21
03	Bohannon, Jordan	g	1-7	1-4	0-0	1	4	5	2	3	7	2	0	0	29
04	Moss, Isaiah	g	6-14	3-8	1-1	1	2	3	2	16	1	1	0	2	24
00	Wagner, Ahmad		0-0	0-0	0-0	0	0	0	0	0	0	0	0	0	1
01	Dailley, Maishe		3-6	2-4	0-0	0	3	3	0	8	2	1	0	1	18
11	Rose, Charlie		0-1	0-1	0-0	0	1	1	0	0	1	1	0	0	2
15	Kriener, Ryan		2-3	0-0	1-2	1	3	4	0	5	3	1	0	1	10
20	Till, Riley		1-1	0-0	0-0	0	0	0	1	2	0	0	0	0	3
24	Ellingson, Brady		1-1	0-0	1-1	0	0	0	0	3	0	0	0	0	3
25	Uhl, Dom		0-0	0-0	0-0	0	1	1	0	0	1	0	1	0	3
30	McCaffery, Connor		0-1	0-1	0-0	0	1	1	0	0	2	0	0	0	15
35	Pemsl, Cordell		3-3	0-0	2-2	0	4	4	1	8	0	1	0	1	9
55	Garza, Luka		5-9	0-1	7-8	3	2	5	1	17	1	2	2	0	19
Team						0	0	0							
Totals			35-67	6-22	16-21	10	38	48	11	92	25	12	6	7	200

FG % 1st Half: 17-32 53.1% 2nd half: 18-35 51.4% Game: 35-67 52.2%
3FG % 1st Half: 4-10 40.0% 2nd half: 2-12 16.7% Game: 6-22 27.3%
FT % 1st Half: 13-16 81.3% 2nd half: 3-5 60.0% Game: 16-21 76.2%

Officials: Gene Steratore, Steve McJunkins, Bill Ek
Technical fouls: Southern Utah-None. Iowa-None.
Attendance: 10220

Score by periods	1st	2nd	Total
Southern Utah	31	33	64
Iowa	51	41	92

Points	In	Off	2nd	Fast	Bench
SUU	Paint	T/O	Chance	Break	
IOWA	24	15	3	4	28
	52	15	13	15	43

Last FG - SUU 2nd-01:47, IOWA 2nd-01:12.
Largest lead - SUU by 1 1st-18:04, IOWA by 30 2nd-03:34.
SUU led for 00:15. IOWA led for 38:34. Game was tied for 01:11.

Score tied - 0 times.
Lead changed - 2 times.

Game 15 - Iowa 98, Northern Illinois 75

Official Basketball Box Score -- Game Totals -- Final Statistics Northern Illinois vs Iowa

12/29/17 7:05 p.m. at Carver-Hawkeye Arena - Iowa City, IA

Northern Illinois 75 • 7-6, 0-0

#	Player	Total		3-Ptr		Rebounds			PF	TP	A	TO	Blk	Stl	Min
		FG-FGA	FG-FGA	FT-FTA	FT-FTA	Off	Def	Tot							
04	James, Lacey	f	0-1	0-0	1-2	2	2	4	4	1	0	1	0	0	12
42	Bradley, Levi	f	1-8	0-2	0-0	3	0	3	2	2	0	1	0	2	23
00	Thorpe, Dante	g	5-10	1-2	0-0	1	3	4	0	11	1	2	0	0	22
02	Daow, Gaiges	g	5-8	2-4	0-0	1	5	6	1	12	2	3	0	2	23
10	German, Eugene	g	8-15	2-5	2-2	0	3	3	0	20	3	3	0	1	23
05	Thomas, Justin		6-11	2-4	2-2	0	2	2	1	16	2	0	0	1	29
11	McCarty, Noah		0-1	0-0	0-0	1	0	1	4	0	0	0	0	0	11
12	Demogerontas, A.		0-3	0-1	1-2	0	2	2	1	1	3	2	0	1	17
22	Henry-Hayes, Rod		1-3	1-3	0-0	0	1	1	0	3	0	0	1	0	14
32	Zelis, Andrew		1-3	0-0	0-0	1	0	1	0	2	1	0	0	0	4
33	Hamilton, Owen		3-6	0-1	1-2	2	4	6	4	7	1	0	0	1	21
55	Danowski, Brandon		0-0	0-0	0-0	0	0	0	0	0	0	0	0	0	1
Team						2	0	2							
Totals			30-69	8-22	7-10	13	22	35	17	75	13	12	1	8	200

FG % 1st Half: 13-33 39.4% 2nd half: 17-36 47.2% Game: 30-69 43.5%
3FG % 1st Half: 3-11 27.3% 2nd half: 5-11 45.5% Game: 8-22 36.4%
FT % 1st Half: 3-4 75.0% 2nd half: 4-6 66.7% Game: 7-10 70.0%

Iowa 98 • 9-6, 0-2

#	Player	Total		3-Ptr		Rebounds			PF	TP	A	TO	Blk	Stl	Min
		FG-FGA	FG-FGA	FT-FTA	FT-FTA	Off	Def	Tot							
02	Nunge, Jack	f	3-8	1-4	0-0	1	1	2	0	7	1	1	2	2	21
51	Baer, Nicholas	f	2-3	1-2	0-0	1	1	2	1	5	0	0	0	1	12
05	Cook, Tyler	c	6-7	0-0	5-7	2	1	3	0	17	3	3	0	0	17
03	Bohannon, Jordan	g	2-7	1-5	0-0	0	2	2	0	5	7	0	0	0	21
04	Moss, Isaiah	g	4-7	3-4	0-0	0	1	1	0	11	5	1	0	1	25
00	Wagner, Ahmad		0-1	0-1	0-0	1	2	3	2	0	4	0	0	0	11
01	Dailley, Maishe		3-3	1-1	1-2	0	0	0	0	8	4	0	0	0	12
11	Rose, Charlie		0-0	0-0	0-0	0	0	0	0	0	1	0	0	0	2
15	Kriener, Ryan		2-5	0-1	1-2	1	2	3	1	5	2	0	0	0	17
20	Till, Riley		0-1	0-1	0-0	0	0	0	0	0	0	0	0	1	2
24	Ellingson, Brady		2-4	2-4	0-0	0	2	2	0	6	2	1	0	1	17
25	Uhl, Dom		0-0	0-0	0-0	0	0	0	0	0	0	0	0	0	4
35	Pemsl, Cordell		4-8	0-0	1-2	0	4	4	2	9	4	1	1	1	23
55	Garza, Luka		8-8	3-3	6-8	0	7	7	2	25	1	1	5	0	16
Team						0	6	6							
Totals			36-62	12-26	14-21	7	28	35	8	98	34	8	8	7	200

FG % 1st Half: 20-30 66.7% 2nd half: 16-32 50.0% Game: 36-62 58.1%
3FG % 1st Half: 7-13 53.8% 2nd half: 5-13 38.5% Game: 12-26 46.2%
FT % 1st Half: 9-11 81.8% 2nd half: 5-10 50.0% Game: 14-21 66.7%

Officials: Paul Szelc, Lamont Simpson, Chris Beaver
Technical fouls: Northern Illinois-None. Iowa-None.
Attendance: 14665

Score by periods	1st	2nd	Total
Northern Illinois	32	43	75
Iowa	56	42	98

Points	In	Off	2nd	Fast	Bench
NIU	Paint	T/O	Chance	Break	
IOWA	42	13	9	12	29
	42	21	2	9	53

Last FG - NIU 2nd-00:03, IOWA 2nd-00:27.
Largest lead - NIU None, IOWA by 32 2nd-11:35.
NIU led for 00:00. IOWA led for 39:43. Game was tied for 00:17.

Score tied - 0 times.
Lead changed - 0 times.

Game 14 - Iowa 80, Colorado 73

Official Basketball Box Score -- Game Totals -- Final Statistics Colorado vs Iowa

12/22/17 8:10 p.m. at Sioux Falls, SD (Sanford Pentagon)

Colorado 73 • 8-4

#	Player	*	Total		3-Ptr		Rebounds			PF	TP	A	TO	Blk	Stl	Min
			FG-FGA	FG-FGA	FT-FTA	Off	Def	Tot								
00	Schwartz, D'Shawn	*	1-4	0-2	0-0	1	3	4	2	2	0	1	0	0	20	
01	Bey, Tyler	*	2-7	0-0	1-4	4	3	7	2	5	1	2	1	1	25	
05	Brown, Deleon	*	2-5	1-3	0-0	0	1	1	4	5	1	4	0	2	20	
24	King, George	*	5-11	0-4	0-0	1	3	4	4	10	0	0	0	3	20	
25	Wright, McKinley	*	6-11	3-5	6-8	1	1	2	0	21	6	0	0	3	35	
11	Nikolic, Lazar		0-0	0-0	0-0	0	1	1	1	0	0	0	0	0	7	
13	Wright, Namon		5-15	1-5	1-3	1	4	5	3	12	0	0	0	1	23	
15	Collier, Dominique		1-4	0-3	0-0	0	1	1	1	2	2	0	0	1	18	
23	Siewert, Lucas		1-1	1-1	0-0	0	1	1	5	3	0	1	0	0	11	
35	Walton, Dallas		6-10	0-0	1-2	1	1	2	3	13	0	0	1	1	21	
	Team					3	0	3				3				
Totals			29-68	6-23	9-17	12	19	31	25	73	10	11	2	12	200	

2017-18 IOWA HAWKEYES



#0
AHMAD WAGNER
F, 6-7, 235, Jr.



#1
MAISHE DAILEY
G, 6-7, 195, So.



#2
JACK NUNGE
F, 6-11, 225, Fr.



#3
JORDAN BOHANNON
G, 6-0, 180, So.



#4
ISAIAH MOSS
G, 6-5, 205, RS-So.



#5
TYLER COOK
F, 6-9, 255, So.




#11
CHARLIE ROSE
G, 6-4, 190, Sr.



#13
AUSTIN ASH
G, 6-2, 160, Fr.



#15
RYAN KRIENER
F, 6-9, 250, So.



#20
RILEY TILL
F, 6-7, 200, RS-Fr.



#24
BRADY ELLINGSON
G, 6-4, 196, RS-Jr.



#25
DOM UHL
F, 6-9, 220, Sr.



#30
CONNOR MCCAFFERY
G, 6-5, 200, Fr.



#35
CORDELL PEMSL
F, 6-8, 240, So.



#51
NICHOLAS BAER
F, 6-7, 210, RS-Jr.



#55
LUKA GARZA
F, 6-11, 235, Fr.



FRAN MCCAFFERY
Head Coach



KIRK SPERAW
Assistant Coach



SHERMAN DILLARD
Assistant Coach



ANDREW FRANCIS
Assistant Coach

IOWA HAWKEYE BASKETBALL
Iowa Combined Team Statistics (as of Dec 29, 2017)
Conference games only

RECORD:	OVERALL	HOME	AWAY	NEUTRAL
ALL GAMES	0-2	0-1	0-1	0-0
CONFERENCE	0-2	0-1	0-1	0-0
NON-CONFERENCE	0-0	0-0	0-0	0-0

##	Player	gp-gs	min	avg	Total		3-Point		F-Throw		Rebounds				pf	dq	a	to	blk	stl	pts	avg	
					fg-fga	fg%	3fg-fga	3fg%	ft-fga	ft%	off	def	tot	avg									
05	Cook, Tyler	2-2	48	24.0	11-21	.524	1-1	1.000	9-13	.692	11	6	17	8.5	4	0	4	8	0	2	32	16.0	
24	Ellingson, Brady	2-0	30	15.0	6-9	.667	3-4	.750	1-2	.500	0	1	1	0.5	2	0	7	0	1	1	16	8.0	
03	Bohannon, Jordan	2-2	63	31.5	5-14	.357	4-10	.400	1-2	.500	0	6	6	3.0	3	0	8	8	0	1	15	7.5	
04	Moss, Isaiah	2-2	48	24.0	7-18	.389	1-4	.250	0-0	.000	0	7	7	3.5	2	0	3	6	0	1	15	7.5	
02	Nunge, Jack	2-1	41	20.5	5-9	.556	2-4	.500	2-2	1.000	1	6	7	3.5	5	0	1	2	4	1	14	7.0	
55	Garza, Luka	2-2	29	14.5	5-8	.625	0-1	.000	2-6	.333	1	5	6	3.0	2	0	1	1	0	1	12	6.0	
35	Pemsl, Cordell	2-0	37	18.5	5-10	.500	0-0	.000	2-5	.400	0	7	7	3.5	4	0	2	4	1	1	12	6.0	
15	Kriener, Ryan	1-0	7	7.0	2-3	.667	1-1	1.000	0-0	.000	3	1	4	4.0	2	0	2	0	1	1	5	5.0	
51	Baer, Nicholas	2-1	40	20.0	3-10	.300	1-6	.167	0-0	.000	3	5	8	4.0	5	0	1	5	5	1	7	3.5	
00	Wagner, Ahmad	2-0	30	15.0	3-10	.300	0-1	.000	0-0	.000	4	1	5	2.5	6	0	0	1	0	1	6	3.0	
01	Dailey, Maishe	2-0	25	12.5	1-7	.143	1-4	.250	0-0	.000	0	5	5	2.5	0	0	4	0	0	0	3	1.5	
25	Uhl, Dom	1-0	2	2.0	0-1	.000	0-0	.000	0-0	.000	0	0	0	0.0	0	0	0	1	0	0	0	0.0	
Team											5	3	8										
Total.....		2	400		53-120	.442	14-36	.389	17-30	.567	28	53	81	40.5	35	0	33	36	12	11	137	68.5	
Opponents.....		2	400		55-130	.423	20-44	.455	24-34	.706	27	50	77	38.5	38	0	33	24	13	19	154	77.0	

TEAM STATISTICS	IOWA	OPP
SCORING	137	154
Points per game	68.5	77.0
Scoring margin	-8.5	-
FIELD GOALS-ATT	53-120	55-130
Field goal pct	.442	.423
3 POINT FG-ATT	14-36	20-44
3-point FG pct	.389	.455
3-pt FG made per game	7.0	10.0
FREE THROWS-ATT	17-30	24-34
Free throw pct	.567	.706
F-Throws made per game	8.5	12.0
REBOUNDS	81	77
Rebounds per game	40.5	38.5
Rebounding margin	+2.0	-
ASSISTS	33	33
Assists per game	16.5	16.5
TURNOVERS	36	24
Turnovers per game	18.0	12.0
Turnover margin	-6.0	-
Assist/turnover ratio	0.9	1.4
STEALS	11	19
Steals per game	5.5	9.5
BLOCKS	12	13
Blocks per game	6.0	6.5
ATTENDANCE	12805	17222
Home games-Avg/Game	1-12805	1-17222
Neutral site-Avg/Game	-	0-0

Date	Opponent		Score	Att.
* 12/02/17	PENN STATE	L	73-77	12805
* 12/04/17	at Indiana	L	64-77	17222

= Cayman Islands Classic, George Town, Cayman Islands
 % = The Hy-Vee Classic, Des Moines, Iowa
 + = Played in Sioux Falls, South Dakota
 ^ = Big Ten Tournament, New York City
 * = Conference game

Score by Periods	1st	2nd	Totals
Iowa	60	77	137
Opponents	80	74	154

IOWA HAWKEYE BASKETBALL
Iowa Combined Team Statistics (as of Dec 29, 2017)
All games

RECORD:	OVERALL	HOME	AWAY	NEUTRAL
ALL GAMES	9-6	6-1	0-3	3-2
CONFERENCE	0-2	0-1	0-1	0-0
NON-CONFERENCE	9-4	6-0	0-2	3-2

#	Player	gp-gs	min	avg	Total		3-Point		F-Throw		Rebounds											
					fg-fga	fg%	3fg-fga	3fg%	ft-fa	ft%	off	def	tot	avg	pf	dq	a	to	blk	stl	pts	avg
05	Cook, Tyler	15-15	366	24.4	74-124	.597	1-5	.200	60-86	.698	35	60	95	6.3	38	1	25	34	10	6	209	13.9
04	Moss, Isaiah	15-15	356	23.7	65-150	.433	26-70	.371	24-27	.889	4	29	33	2.2	26	0	28	25	2	12	180	12.0
03	Bohannon, Jordan	15-15	431	28.7	54-128	.422	37-85	.435	29-36	.806	3	32	35	2.3	22	0	72	29	0	7	174	11.6
55	Garza, Luka	15-9	266	17.7	55-94	.585	5-14	.357	41-71	.577	31	68	99	6.6	30	0	17	15	21	7	156	10.4
02	Nunge, Jack	15-8	299	19.9	44-82	.537	12-32	.375	25-35	.714	16	37	53	3.5	20	0	20	17	17	13	125	8.3
35	Pemsl, Cordell	14-0	240	17.1	34-64	.531	0-0	.000	23-40	.575	25	56	81	5.8	20	0	28	19	8	4	91	6.5
01	Dailey, Maishe	15-0	233	15.5	29-65	.446	16-38	.421	15-19	.789	4	27	31	2.1	4	0	22	8	0	3	89	5.9
51	Baer, Nicholas	9-6	170	18.9	19-53	.358	7-28	.250	2-5	.400	19	32	51	5.7	18	0	13	15	8	13	47	5.2
24	Ellingson, Brady	15-1	203	13.5	23-54	.426	14-36	.389	2-4	.500	0	14	14	0.9	5	0	26	9	2	7	62	4.1
15	Kriener, Ryan	14-0	166	11.9	23-44	.523	2-6	.333	3-8	.375	12	21	33	2.4	27	1	21	13	5	9	51	3.6
00	Wagner, Ahmad	13-6	148	11.4	12-28	.429	2-5	.400	4-10	.400	15	18	33	2.5	20	0	13	11	2	5	30	2.3
30	McCaffery, Connor	4-0	53	13.3	2-3	.667	1-2	.500	3-4	.750	0	4	4	1.0	2	0	7	4	0	2	8	2.0
11	Rose, Charlie	6-0	14	2.3	2-5	.400	0-3	.000	0-0	.000	1	2	3	0.5	1	0	2	2	0	0	4	0.7
25	Uhl, Dom	9-0	35	3.9	1-4	.250	0-1	.000	1-4	.250	2	7	9	1.0	2	0	2	5	2	0	3	0.3
20	Till, Riley	7-0	20	2.9	1-5	.200	0-4	.000	0-0	.000	0	1	1	0.1	2	0	0	1	0	2	2	0.3
Team											17	29	46		1			1				
Total.....		15	3000		438-903	.485	123-329	.374	232-349	.665	184	437	621	41.4	238	2	296	208	77	90	1231	82.1
Opponents.....		15	3000		402-960	.419	112-342	.327	176-246	.715	168	348	516	34.4	307	3	211	188	42	116	1092	72.8

TEAM STATISTICS	IOWA	OPP	Date	Opponent	Score	Att.
SCORING	1231	1092	11/10/17	CHICAGO STATE	w 95-62	12100
Points per game	82.1	72.8	11/12/17	ALABAMA STATE	w 92-58	11637
Scoring margin	+9.3	-	11/16/17	GRAMBLING STATE	w 85-74	10540
FIELD GOALS-ATT	438-903	402-960	# 11/20/17	vs Louisiana	L 71-80	1200
Field goal pct	.485	.419	# 11/21/17	vs South Dakota State	L 72-80	1275
3 POINT FG-ATT	123-329	112-342	11/22/17	vs UAB	w 95-85	1020
3-point FG pct	.374	.327	11/28/17	at Virginia Tech	L 55-79	7101
3-pt FG made per game	8.2	7.5	* 12/02/17	PENN STATE	L 73-77	12805
FREE THROWS-ATT	232-349	176-246	* 12/04/17	at Indiana	L 64-77	17222
Free throw pct	.665	.715	12/07/17	at Iowa State	L 78-84	14384
F-Throws made per game	15.5	11.7	12/10/17	SOUTHERN	w 91-60	11397
REBOUNDS	621	516	% 12/16/17	vs Drake	w 90-64	13828
Rebounds per game	41.4	34.4	12/19/17	SOUTHERN UTAH	w 92-64	10220
Rebounding margin	+7.0	-	+ 12/22/17	vs Colorado	w 80-73	3250
ASSISTS	296	211	12/29/17	NORTHERN ILLINOIS	w 98-75	14665
Assists per game	19.7	14.1	# = Cayman Islands Classic, George Town, Cayman Islands			
TURNOVERS	208	188	% = The Hy-Vee Classic, Des Moines, Iowa			
Turnovers per game	13.9	12.5	+ = Played in Sioux Falls, South Dakota			
Turnover margin	-1.3	-	^ = Big Ten Tournament, New York City			
Assist/turnover ratio	1.4	1.1	* = Conference game			
STEALS	90	116				
Steals per game	6.0	7.7				
BLOCKS	77	42				
Blocks per game	5.1	2.8				
ATTENDANCE	83364	59280				
Home games-Avg/Game	7-11909	3-12902				
Neutral site-Avg/Game	-	5-4115				

Score by Periods	1st	2nd	Totals
Iowa	600	631	1231
Opponents	506	586	1092