

# INDIANA BASKETBALL



ATHLETICS MEDIA RELATIONS • J.D. CAMPBELL • DIRECTOR/MBB CONTACT  
E-MAIL - JC56 @INDIANA.EDU • CELL - (812) 322-1437 • IUHOOSIERS.COM

## 2011-12 INDIANA MEN'S BASKETBALL SCHEDULE

Date	Opponent	Time	TV/Result
<b>November</b>			
5	INDIANAPOLIS (EX)	7 p.m.	W, 90-72
11	STONY BROOK	7 p.m.	W, 96-66
13	CHATTANOOGA+	5 p.m.	W, 78-53
16	at Evansville	8 p.m.	W, 94-73
19	SAVANNAH STATE+	8 p.m.	W, 94-65
21	GARDNER-WEBB+	6:30 p.m.	W, 73-49
27	BUTLER+	7 p.m.	W, 75-59

### ACC/BIG TEN CHALLENGE

30	at NC State	7:15 p.m.	W, 86-75
----	-------------	-----------	----------

### December

4	STETSON	4:30 p.m.	W, 84-50
10	KENTUCKY	5:15 p.m.	W, 73-72

### CLOSE THE GAP CROSSROADS CLASSIC (Indianapolis)

17	vs. Notre Dame	4:30 p.m.	W, 69-58
19	HOWARD	6:30 p.m.	W, 107-50
22	UMBC	6:00 p.m.	W, 89-47
28	at Michigan State*	7:30 p.m.	L, 65-80
31	OHIO STATE*	6:00 p.m.	W, 74-70

### January

5	MICHIGAN*	9:00 p.m.	W, 73-71
8	at Penn State*	12:00 p.m.	W, 88-82
12	MINNESOTA*	8:00 p.m.	L, 74-77
15	at Ohio State*	4:30 p.m.	L, 63-80
18	at Nebraska*	7:00 p.m.	L, 69-70
22	PENN STATE*	12:00 p.m.	W, 73-54
26	at Wisconsin*	9:00 p.m.	L, 50-57
29	IOWA*	6:00 p.m.	BTN

### February

1	at Michigan*	6:30 p.m.	BTN
4	at Purdue*	7:00 p.m.	BTN
9	ILLINOIS	8:00 p.m.	BTN
15	NORTHWESTERN*	6:30 p.m.	BTN
19	at Iowa*	TBA	TBA
22	NORTH CAROLINA CENTRAL	7:00 p.m.	BTN.com
25/26	at Minnesota*	TBA	TBA
28	MICHIGAN STATE*	7:00 p.m.	ESPN

### March

4	PURDUE*	6:00 p.m.	BTN
8-11	Big Ten Tournament	TBA	TBA

Home games in ALL CAPS

+ - Hoosier Invitational

\* indicates Big Ten Conference game

Times/Dates subject to change

## IOWA (11-10, 3-5 BIG TEN)

at

## No. 16/17 INDIANA (16-5, 4-5 BIG TEN)

Sunday, Jan. 29, 2012 • 6 p.m. ET

Bloomington, Ind. - Assembly Hall (17,472)

**SERIES RECORD:** IU leads 94-73

**LAST MEETING:** at IU 63, IOWA 64 (2/5/11)

**TV:** BTN (Eric Collins & Dan Bonner)

**RADIO:** IU Radio Network & Sirius 92/XM 190

(Don Fischer, Errek Suhr and Joe Smith)

**INTERNET:** IUHoosiers.com (Live Audio)



## THE OPENING TIP

Indiana is in its 112th season of college basketball and will host Iowa on Sunday evening. The Hoosiers are coming off a 57-50 loss at Wisconsin on Thursday, while the Hawkeyes fell at home to Nebraska, 79-73. Indiana is ranked 16th by the *Associated Press* and 17th in the *USA Today*/Coaches poll, and entered the rankings for the first time under Tom Crean's tenure after the Hoosiers defeated No. 1 Kentucky 73-72, on Dec. 10 in Bloomington. IU also edged No. 2 Ohio State (74-70) on New Years Eve. IU is the first Big Ten team since Minnesota in 1952-53 to defeat the top two ranked teams in the same season. This week is the 505th appearance in the AP Poll (seventh all-time among Division I programs).

## THE COACHES

Indiana named **Tom Crean** as its 28th men's basketball coach on April 2, 2008, and is in his fourth year with the Hoosiers. He is 234-167 all-time as a head coach and has five wins over nationally ranked foes in the last calendar year. Crean is 4-4 in his career against teams ranked No. 1 or No. 2 and 7-10 vs. teams ranked in the top five. Crean was named midseason winner of the Jim Phelan Award which is the National Coach of the Year by *Collegeinsider.com* and selected by *SI.com* as the Midseason Coach of the Year. Sunday, Jan. 22 was his 400th game as a head coach.

**Fran McCaffery** is in his second season as the head coach at Iowa and has a 22-30 record with the Hawkeyes. Overall, this is his 16th season as a head coach and he is 273-207 with stops at Lehigh, UNC Greensboro and Siena.

## IMPROVEMENT

The Hoosiers are 28-25 since the beginning of last season and took just 20 games to win 16 this year after winning 16 in two seasons from 2008-2010. IU has improved its scoring average 18.3 points since averaging 60.1 points in Crean's first season at IU (2008-09), now averaging 78.4. The Hoosiers have improved their field goal percentage defense to 41.4 percent from 48.0 four years ago and are shooting 44.7 from long distance after shooting just 33.5 percent that first year. The Cream and Crimson are also shooting 49.0 percent from the field as opposed to 43.0. IU will likely move back into the top 10 in the nation in attendance, averaging 16,075 fans with six remaining home games, and are expected to average more than 17,000 per game for the remainder of the season. IU averaged 14,331 in attendance in 2008-09.

## QUICK HITS

The Hoosiers are 11th in the Sagarin Ratings, 11th in *kenpom.com* and 20th in the RPI.

Indiana has shot 49.8 percent from the field, 44.7 percent from 3-point range and 73.9 percent from the free throw line. The Hoosiers are second in the nation in 3-point field goal percentage, and fifth in field goal percentage and lead the Big Ten averaging 78.4 points per game. The Hoosiers are also averaging 18.0 points per game off of turnovers. IU is fourth nationally among BCS teams making 17.5 free throws per game.

In the last three games, IU has held its opponents to 37.1 shooting from the field, 28.1 percent from long distance and allowed just 60.0 points per game.

Freshman **Cody Zeller** has been named Big Ten Freshman of the Week five times. He was also named a Second Team Midseason All-American by *ESPN.com*, the *Sporting News* and *SI.com* and was one of four Big Ten players named to the Midseason Top 25 list for the Wooden Award. Zeller leads the Hoosiers averaging 14.7 points and 6.2 rebounds per game. He is second in the Big Ten and is fourth in the nation in field goal percentage, making 65.4 percent of his field goal attempts. He is on pace to break the school's single season shooting mark of 62.8 set by Matt Nover in 1992-93. Senior **Matt Roth** has hit 22-of-33 long distance shots (66.7) since December 19. He had 22 points off the bench at Penn State and made 5-of-6 triples in that game. He leads the Big Ten making 60.0 percent of his 3-point attempts. He also has shot 68.0 percent from long distance in the Big Ten. Roth is the sixth Hoosier to eclipse the 20-point mark, a Big Ten best. Junior **Jordan Hulls** is third in the league hitting on 48.9 percent of his 3-point attempts. He leads the conference in free throw shooting making 89.4 percent of his charity tosses. He is averaging 12.2 points per game and has made 46-of-94 triples. He is the Hoosiers active leader with 62 consecutive starts.

## 2011-12 NUMERICAL ROSTER

No.	Name	Ht.	Wt.	Pos.	YR/EXP	Hometown / High School / Last College
0	Kory Barnett	6-5	186	F	Sr./3L	Rochester, Ind./Rochester
1	Jordan Hulls	6-0	181	G	Jr./2L	Bloomington, Ind./Bloomington South
2	Christian Watford	6-9	225	F	Jr./2L	Birmingham, Ala./Shades Valley
3	Maurice Creek	6-5	195	G	Jr./2L	Oxon Hill, Md./Hargrave Military Acad.
4	Victor Oladipo	6-5	214	G	So./1L	Upper Marlboro, Md./DeMatha
10	Will Sheehey	6-6	200	F	So./1L	Stuart, Fla./Sagemont
11	Daniel Moore	5-10	175	G	Sr./3L	Carmel, Ind./Carmel
12	Verdell Jones III	6-5	195	G	Sr./3L	Champaign, Ill./Central
13	Austin Etherington	6-6	198	F	Fr./HS	Cicero, Ind./Hamilton Heights
15	Raphael Smith	6-3	175	G	R-Fr./HS	South Bend, Ind./Riley
20	Taylor Wayer	5-11	172	G	So./1L	Indianapolis, Ind./Bishop Chatard
23	Remy Abell	6-3	195	G	Fr./HS	Louisville, Ky./Eastern
24	Jeff Howard	6-8	238	F	So./1L	Westfield, Ind./Westfield
25	Tom Pritchard	6-9	245	F	Sr./3L	Westlake, Ohio/Lakewood St. Edward
30	Matt Roth	6-3	185	G	R-Jr./2L	Washington, Ill./Washington Community
32	Derek Elston	6-9	225	F	Jr./2L	Tipton, Ind./Tipton
40	Cody Zeller	6-11	230	F	Fr./HS	Washington, Ind./Washington

**Head Coach:** Tom Crean (Central Michigan, '89)

**Assistant Coach:** Tim Buckley (Bemidji State, '86)

**Assistant Coach:** Steve McClain (Chadron State, '84)

**Assistant Coach:** Bennie Seltzer (Washington State, '93)

**Director of Operations:** Calbert Cheaney (Indiana, '93)

**Assistant A.D. - Director of Basketball Administration:** Jayd Grossman (Wisconsin-LaCrosse, '92)

**Athletic Trainer:** Tim Garl (Alabama, '78)

**Strength and Conditioning:** Je'Ney Jackson (Wyoming, '98)

### Pronunciation Guide

**Oladipo:** O-la-dee-po

**Sheehey:** She-he

**Remy Abell:** Rem-ee Able

### MORE QUICK HITS

Junior **Christian Watford** had 12 points against Wisconsin. He is averaging 12.6 points and 5.6 boards per game this season. He leads all Big Ten juniors with 1,098 career points, becoming the 43rd IU player to top the 1,000-point mark in his career. He hit the game-winning 3-pointer at the buzzer to beat Kentucky earlier this year.

Sophomore **Will Sheehey** is averaging 9.5 points per game off the bench. He had 12 points against Minnesota in 15 minutes after missing five games with a lower left leg injury. He was named Tournament MVP after he scored a career-high 21 points against Butler in the championship game of the Hoosier Invitational.

Senior **Verdell Jones III** is averaging 6.6 points per game in the league and is fifth among active scorers in the Big Ten with 1,288 points. He is averaging 13.0 points in his career in the Big Ten. He made his 100th career start Sunday against Penn State. He had 12 first-half points against Wisconsin.

Sophomore **Victor Oladipo** is averaging 10.1 points and 5.1 rebounds. He leads the team with 36 steals, which ranks fourth in the Big Ten (1.7). He had 15 points, six boards and three steals against Ohio State. He had the game-winning layup in the final minute to give IU the win over the Buckeyes. He had 10 points, six boards and two steals against Minnesota.

### INTERVIEW REQUESTS

Direct all media requests to Assistant Athletic Director for Media Relations J.D. Campbell. Player and coach availability is generally the day before each game after practice. Call or text (812-322-1437) or email [jc56@indiana.edu](mailto:jc56@indiana.edu) to make a request.

### ODDS AND TRENDS

With inclusion in the AP poll this year, every four-year Hoosier player since 1950 will have played on a nationally ranked squad at Indiana.

The Hoosiers finished the fall semester with a 3.08 GPA.

The 12-0 start was the best start of a Tom Crean coached team. This year's Hoosier squad joins the 1942-43, 1974-75 and 1975-76 teams as the only Indiana teams to start the season 12-0.

The Hoosiers rallied from a 10-point deficit (19-9) to defeat Ohio State, nine-point deficit (15-6) against Notre Dame and a seven-point disadvantage (63-56) at NC State.

Senior **Verdell Jones** had the assist on game-winning baskets against Kentucky (Watford) and Ohio State (Oladipo), and the game-winning jumper against Michigan.

Senior **Matt Roth** is second in 3-point percentage in Big Ten games (65.4) and freshman **Cody Zeller** is sixth in blocked shots (1.3), and second in field goal percentage (62.0).

Through nine games, junior **Christian Watford** is seventh in league games in rebounding (6.3) and sixth in 3-point percentage (47.2). Junior **Jordan Hulls** is third in league games making 85.7 percent of his free throws.

With a perfect 1,000, the Indiana men's basketball team improved its multi-year APR to 929 this past year. The Hoosiers were at 811 when Tom Crean took over and improved to 975 and 1,000 the next two years to bring the figure up avoiding possible NCAA restrictions.

The IU win over Kentucky was the Big Ten's first non-conference, regular season victory over a No. 1 team since December 1, 2004, when Illinois beat Wake Forest, 91-73.

Watford's triple also was the first Hoosier buzzer-beating win since Kirk Haston hit a 3-pointer against No. 1 Michigan State at home on January 7, 2001. That also was the last time the Hoosier's have won as time expired.

ALL-TIME SERIES SCORES AGAINST IOWA

IU LEADS SERIES 94-73

2/6/09	W	18-12	Bloomington	1/25/43	W	64-43	Iowa City	2/24/68	L	70-78	Bloomington	2/21/91	L	79-80*	Bloomington
1/19/15	L	20-29	Iowa City	1/28/44	L	42-43	Bloomington	1/11/69	L	72-91	Iowa City	2/9/92	W	81-66	Bloomington
2/23/15	L	19-20	Bloomington	1/29/44	L	40-52	Bloomington	1/31/70	L	93-100	Iowa City	3/4/92	W	64-60	Iowa City
1/12/17	W	21-12	Iowa City	1/22/45	L	51-56	Iowa City	2/7/70	L	89-104	Bloomington	1/6/93	W	75-67	Bloomington
1/19/17	W	12-7	Bloomington	1/20/45	L	40-45	Bloomington	2/13/71	W	86-84	Iowa City	2/6/93	W	73-66	Iowa City
2/17/18	W	29-25	Iowa City	1/12/46	W	45-39	Bloomington	3/6/71	W	104-88	Bloomington	1/11/94	W	89-75	Iowa City
3/8/18	L	11-13	Bloomington	2/25/46	W	49-46	Iowa City	2/19/72	W	86-79	Bloomington	2/12/94	W	93-91	Bloomington
1/13/19	W	23-14	Iowa City	1/18/47	W	50-48	Bloomington	3/3/73	W	80-64	Iowa City	1/4/95	L	55-74	Iowa City
1/24/19	L	10-21	Bloomington	2/22/47	L	46-68	Iowa City	1/19/74	W	55-51	Iowa City	3/12/95	W	110-79	Bloomington
2/7/20	L	20-28	Iowa City	1/17/48	L	52-61	Iowa City	2/2/74	W	85-50	Bloomington	1/30/96	W	76-73	Bloomington
2/13/20	W	25-19*	Bloomington	2/14/48	W	49-47	Bloomington	1/11/75	W	102-49	Bloomington	2/11/96	L	50-76	Iowa City
2/21/21	L	15-22	Iowa City	1/10/49	W	50-39	Bloomington	2/8/75	W	79-56	Iowa City	2/4/97	L	67-75	Iowa City
2/26/21	L	17-26	Bloomington	2/26/49	W	76-60	Iowa City	1/26/76	W	88-73	Iowa City	12/31/97	L	76-89	Bloomington
1/22/23	L	13-19	Iowa City	1/14/50	L	64-65	Iowa City	2/23/76	W	101-81	Bloomington	2/28/98	L	70-84	Iowa City
2/5/23	W	23-21	Bloomington	2/25/50	L	53-59	Bloomington	1/29/77	W	81-65	Bloomington	12/31/98	L	52-67	Iowa City
1/31/25	W	30-28	Iowa City	2/12/51	W	63-54	Iowa City	2/28/77	L	73-80	Iowa City	2/27/99	W	88-81	Bloomington
2/9/25	W	28-21	Bloomington	2/26/51	W	63-53	Bloomington	1/5/78	W	69-51	Bloomington	1/18/00	W	74-71	Bloomington
1/16/26	L	22-29	Iowa City	1/12/52	L	59-78	Iowa City	3/4/78	W	71-55	Iowa City	1/27/01	L	66-71	Iowa City
2/1/26	W	30-20	Bloomington	1/21/52	W	82-69	Bloomington	1/13/79	L	61-90	Iowa City	3/11/01	L	61-63	Chicago
2/11/28	W	50-33	Bloomington	12/22/53	W	91-72	Iowa City	2/22/79	W	64-62	Bloomington	1/13/02	W	77-66	Bloomington
2/26/28	W	49-39	Iowa City	3/9/53	W	68-61	Bloomington	1/17/80	W	81-69	Bloomington	2/5/02	W	79-51	Iowa City
2/1/29	L	27-29	Iowa City	2/22/54	L	64-82	Bloomington	2/14/80	W	66-55	Iowa City	3/9/02	L	60-62	Indianapolis
3/4/29	W	35-30	Bloomington	2/12/55	L	75-90	Iowa City	1/22/81	L	53-56	Bloomington	2/19/03	W	79-63	Iowa City
1/19/31	W	28-20	Iowa City	2/20/56	L	83-87	Bloomington	2/19/81	L	65-78	Iowa City	3/1/03	W	91-88*	Bloomington
2/9/31	W	31-18	Bloomington	3/5/56	L	73-84	Iowa City	2/4/82	L	40-62	Iowa City	2/7/04	L	84-82	Bloomington
1/18/32	W	35-27	Bloomington	2/2/57	W	82-66	Iowa City	2/13/82	W	73-58	Bloomington	1/29/05	L	57-72	Iowa City
2/20/32	W	34-33	Iowa City	2/18/57	W	90-76	Bloomington	1/29/83	L	48-63	Iowa City	1/24/06	L	60-73	Iowa City
2/5/34	W	34-25	Bloomington	1/18/58	L	75-79	Iowa City	2/16/83	L	57-58	Bloomington	2/11/06	L	67-70	Bloomington
2/17/34	L	26-29	Iowa City	1/17/59	L	78-88	Bloomington	1/28/84	W	54-47	Bloomington	1/16/07	W	71-64	Bloomington
1/19/35	W	40-35	Iowa City	2/8/60	W	87-74	Bloomington	2/16/84	W	49-45	Iowa City	2/03/07	L	75-81	Iowa City
2/11/35	W	34-30	Bloomington	2/20/60	W	79-64	Iowa City	1/31/85	L	59-72	Bloomington	1/2/08	W	79-76	Iowa City
1/4/37	W	28-24	Bloomington	2/11/61	L	67-74	Bloomington	3/3/85	L	50-70	Iowa City	1/23/08	W	65-43	Bloomington
2/6/37	W	38-34	Iowa City	3/4/61	W	78-69	Iowa City	1/30/86	L	69-79	Iowa City	1/03/09	L	60-65	Iowa City
1/8/38	L	39-48	Iowa City	2/17/62	W	72-69	Bloomington	3/2/86	W	80-73	Bloomington	2/4/09	W	68-60	Bloomington
1/17/38	L	32-36	Bloomington	2/18/63	W	72-71	Iowa City	1/22/87	L	88-101	Iowa City	1/24/10	L	43-58	Bloomington
2/11/39	W	50-39	Iowa City	1/4/64	L	71-72	Bloomington	2/21/87	W	84-75	Bloomington	2/28/10	L	57-73	Iowa City
2/20/39	W	45-40	Bloomington	2/10/64	L	75-82	Iowa City	1/6/88	L	70-84	Iowa City	1/23/11	L	77-91	Iowa City
1/8/40	W	45-30	Bloomington	1/11/65	W	85-76	Iowa City	3/12/88	W	116-89	Bloomington	2/5/11	L	63-64	Bloomington
2/19/40	W	46-42	Iowa City	1/18/65	L	68-74	Bloomington	1/30/89	W	104-89	Bloomington				
2/10/41	W	50-40	Bloomington	1/17/66	W	73-61	Bloomington	3/11/89	L	79-87	Iowa City				
2/22/41	W	47-36	Iowa City	3/7/66	L	77-82	Iowa City	1/18/90	W	83-79	Iowa City				
2/23/42	L	52-55	Iowa City	1/7/67	L	73-84	Iowa City	2/17/90	W	118-71	Bloomington				
1/23/43	W	71-55	Iowa City	2/25/67	L	74-75*	Bloomington	1/19/91	W	99-79	Iowa City				

\* - denotes number of overtimes played

LAST YEAR VS. IOWA

**Official Basketball Box Score -- Game Totals -- Final Statistics**  
**Indiana vs Iowa**  
**01/23/11 2:05 p.m. at Carver-Hawkeye Arena - Iowa City, IA**

**Indiana 77 • 10-10, 1-6**

##	Player	Total		3-Ptr		Rebounds			PF	TP	A	TO	Blk	Stl	Min
		FG	FGA	FG	FGA	FT	FTA	Off							
02	Watford, Christian	f	10-20	3-7	7-7	3	5	8	3	30	3	1	0	0	37
10	Sheehy, Will	f	2-6	0-0	0-0	1	1	2	5	4	1	1	0	2	10
25	Pritchard, Tom	c	1-1	0-0	0-0	1	1	2	4	2	0	0	0	0	14
01	Hulls, Jordan	g	1-8	1-5	4-4	1	1	2	4	7	4	3	0	1	32
05	Rivers, Jeremiah	g	2-7	0-0	4-4	0	3	3	4	8	4	3	1	1	34
04	Oladipo, Victor	g	1-4	0-1	0-2	2	2	4	3	2	1	2	0	3	19
11	Moore, Daniel	g	0-1	0-1	0-0	0	1	1	2	0	0	2	0	2	10
23	Capobianco, Bobby	g	0-0	0-0	0-0	0	0	0	0	0	0	1	0	0	4
30	Roth, Matt	g	4-12	4-12	2-2	0	0	0	1	14	3	0	0	0	18
32	Elston, Derek	g	5-11	0-1	0-1	7	5	12	3	10	0	1	0	0	22
	Team					2	0	2							
<b>Totals</b>			26-70	8-27	17-20	17	19	36	29	77	16	15	1	9	200

FG % 1st Half: 12-32 37.5% 2nd half: 14-38 36.8% Game: 26-70 37.1%  
 3FG % 1st Half: 2-12 16.7% 2nd half: 6-15 40.0% Game: 8-27 29.6%  
 FT % 1st Half: 7-8 87.5% 2nd half: 10-12 83.0% Game: 17-20 85.0%

Deadball Rebounds 1

**Iowa 91 • 8-11, 1-6**

##	Player	Total		3-Ptr		Rebounds			PF	TP	A	TO	Blk	Stl	Min
		FG	FGA	FG	FGA	FT	FTA	Off							
01	Basabe, Melsahn	f	7-10	0-0	6-8	2	8	10	3	20	2	5	2	2	28
25	May, Eric	f	4-5	0-0	3-4	1	4	5	3	11	0	3	1	1	27
50	Cole, Jarryd	c	3-4	0-0	0-2	2	3	5	3	6	2	1	1	1	28
05	Gatens, Matt	g	3-8	2-5	11-12	1	2	3	2	19	3	1	0	3	34
24	Cartwright, Bryce	g	2-7	1-2	2-4	0	5	5	2	7	5	6	0	1	30
02	Stoermer, Jordan	g	0-0	0-0	0-0	0	0	0	1	0	1	0	0	0	2
04	Marble, Roy Devyn	g	8-13	1-2	1-4	1	1	2	2	18	1	1	0	0	20
15	McCabe, Zach	g	1-3	0-1	3-4	1	2	3	5	1	1	0	0	0	17
20	Brommer, Andrew	g	2-2	0-0	1-1	2	1	3	4	5	1	1	0	0	12
35	Archie, Devon	g	0-0	0-0	0-0	0	2	2	1	0	0	0	0	0	2
	Team					0	1	1							
<b>Totals</b>			30-52	4-10	27-39	10	29	39	24	91	16	19	4	8	200

FG % 1st Half: 15-29 51.7% 2nd half: 15-23 65.2% Game: 30-52 57.7%  
 3FG % 1st Half: 3-6 50.0% 2nd half: 1-4 25.0% Game: 4-10 40.0%  
 FT % 1st Half: 10-14 71.4% 2nd half: 17-25 68.0% Game: 27-39 69.2%

Deadball Rebounds 5

Officials: Tom Eades, Tom O'Neill, Mike Eades  
 Technical fouls: Indiana-None. Iowa-Gatens, Matt.  
 Attendance: 11860  
 Fouled Out: Indiana - Sheehy (04:22)

Score by periods	1st	2nd	Total
Indiana	33	44	77
Iowa	43	48	91

Last FG - IND 2nd-00:21, IOWA 2nd-00:40.  
 Largest lead - IND by 1 1st-17:22, IOWA by 22 2nd-06:03.

Score tied - 2 times.  
 Lead changed - 4 times.

**Official Basketball Box Score -- Game Totals -- Final Statistics**  
**Iowa vs Indiana**  
**02/05/11 4:05pm at Bloomington, Ind. - Assembly Hall**

**Iowa 64 • 10-13, 3-8**

##	Player	Total		3-Ptr		Rebounds			PF	TP	A	TO	Blk	Stl	Min
		FG	FGA	FG	FGA	FT	FTA	Off							
01	Basabe, Melsahn	f	6-10	0-0	8-9	5	8	13	4	20	0	4	1	1	35
50	Cole, Jarryd	f	1-3	0-0	2-2	2	5	7	2	4	2	4	1	0	31
05	Gatens, Matt	g	2-7	1-4	2-3	0	2	2	1	7	1	1	0	1	36
24	Cartwright, Bryce	g	5-11	1-3	4-5	0	2	2	0	15	8	4	0	1	33
25	May, Eric	g	5-8	0-1	1-2	1	1	2	0	11	1	0	2	2	32
04	Marble, Roy Devyn	g	1-4	0-1	1-1	1	1	2	0	3	0	1	0	0	14
15	McCabe, Zach	g	0-0	0-0	2-2	0	0	0	4	2	0	1	0	0	10
20	Brommer, Andrew	g	1-1	0-0	0-0	0	2	2	3	2	0	1	0	0	6
35	Archie, Devon	g	0-0	0-0	0-1	0	0	0	1	0	0	1	0	0	3
	Team					0	3	3			</				

**CHEANEY BACK HOME**

One of the most decorated players to ever wear the Cream and Crimson, is returning to Bloomington to rejoin the Hoosiers men's basketball program as former IU All-American and National Player of the Year Calbert Cheaney has been named Director of Basketball Operations.

Cheaney, an Evansville native who played 13 seasons in the NBA following his career at Indiana, returns to Bloomington after spending the last two years working for the Golden State Warriors.

Cheaney was a three time All-American (1991,92, 93) for the Hoosiers who was named College Player of the Year and winning both the Wooden and Naismith Awards and Big Ten Player of the Year following his senior year. He is the all-time leading scorer in Big Ten history with 2,613 points and led Indiana to a 105-27 record a Final Four appearance in 1992 and a No. 1 ranking for most of the 1993 season. He averaged 22.4 points and 6.2 rebounds as a senior.

For his career at Indiana, he averaged 19.8 points, 5.2 rebounds and made 55.9 percent of his field goal attempts, 43.8 percent of his three-point field attempts and 79.0 percent of his free throws. He also holds the school record for field goals made with 1,018. Three times he was named first team All-Big Ten and four times he played in the NCAA Tournament.

For his accomplishments, he was inducted into the IU Athletics Hall of Fame in 2003.

He was the sixth player chosen in the 1993 NBA Draft and the Harrison High School product played 13 seasons in the NBA, amassing career averages of 9.5 points, 3.2 rebounds, 1.7 assists and 26.7 minutes in 825 regular-season games with Washington, Boston, Denver, Utah and Golden State. Cheaney averaged double figures in scoring in each of his first five NBA seasons, including a career-high 16.6 points per game during his sophomore NBA campaign with the Bullets in 1994-95.

He began his post-playing career at Golden State where he worked in the team's front office as a special assistant in 2009-10. In his front office role, Cheaney worked closely with the team's players to assist with their overall personal and professional development, while also assisting the entire basketball operations staff with various functions, including pro player evaluation.

Last year, he moved to the bench to serve as an assistant to former IU great Keith Smart. He also has made quite an impact in the Evansville community off the court, having built the Greater St. James Community Recreation and Education Center in 1998.

**ALL-TIME AP POLL APPEARANCES**

(Through poll released Jan. 23)

North Carolina.....	794
Kentucky .....	776
Duke .....	671
UCLA.....	652
Kansas.....	622
Louisville .....	523
<b>INDIANA.....</b>	<b>505</b>
Syracuse.....	492
Illinois.....	434
Arizona .....	422

**BIG TEN STANDINGS**

<b>Team.....</b>	<b>Overall .....</b>	<b>Big Ten .....</b>
Ohio State .....	18-3.....	6-2
Michigan State.....	17-4.....	6-2
Michigan .....	16-5.....	6-2
Wisconsin.....	17-5.....	6-3
Illinois.....	15-5.....	4-3
Purdue .....	14-7.....	4-4
<b>INDIANA.....</b>	<b>16-5.....</b>	<b>4-5</b>
Minnesota .....	15-6.....	3-5
Iowa.....	11-10.....	3-5
Nebraska .....	11-9.....	3-6
Northwestern.....	12-7.....	2-5
Penn State.....	10-12.....	2-7

**WISCONSIN NOTES**

- The Hoosiers shot 45.7 percent from the field (21-of-46), the second highest of any Badger opponent this season.
- Senior **Verdell Jones III** had a season-high 12 first half points.
- Junior **Christian Watford** had 12 points and nailed 2-of-3 long distance shots, the 11th time this season he has knocked down two or more 3-pointers in a game this season.
- Indiana held the Badgers to 39.6 percent shooting for the game, the third straight conference opponent that has failed to reach 40 percent against the Hoosiers.

**PENN STATE (II) NOTES**

- IU leads the all-time series against Penn State, 30-9, and swept the season series. It is the first season sweep in head coach Tom Crean's tenure.
- Indiana shot 65.2 percent (15-of-23) in the second half, the fourth time it has shot over 60 percent in a half this season. IU shot 61.5 percent (16-of-26) in the first half at Nebraska on Jan. 19.
- The Hoosiers held Penn State to 34.0 percent (17-of-50) shooting, the lowest percentage for a Big Ten opponent this season.
- Indiana held Penn State without a field goal for a stretch of more than eight minutes in the second half. Penn State was 0-of-9 from the field from the 17:11 mark until they connected on a 3-pointer at the 9:01 mark.

- After trailing in rebounds, 18-12, at halftime, the Hoosiers outrebounded the Nittany Lions, 19-12, in the second half for a 31-30 edge.
- Indiana had 14 second-chance points on eight offensive rebounds, while Penn State had eight points on 15 offensive rebounds.
- The Hoosiers also held an advantage in points in the paint (30-16), points off turnovers (7-6) and fastbreak points (2-0).
- Penn State's 16 points in the paint are the fewest for an Indiana Big Ten opponent this season. The Nittany Lions five assists were also the fewest for a Hoosiers' conference foe and tied the lowest for any opponent this year.
- Indiana turned the ball over just nine times, the fourth time this season the team has held the total under 10 and the first time since (Howard, eight on Dec. 19).

**NEBRASKA NOTES**

- Indiana now holds a 8-2 lead in the all-time series with Nebraska.
- The Hoosiers had 11 assists on 16 made field goals in the first half, matching the best assist total in the first half of a game this season (vs. Notre Dame).
- Indiana shot 51.0 percent from the floor for the game, the third time it have eclipsed 50 percent in a game in Big Ten play and the ninth time overall this season.
- In the first half, IU was 16-of-26 from the floor for 61.5 percent - just the third time this season that the Hoosiers have shot 60 percent or better from the floor this season.
- Nebraska shot 37.7 percent from the floor for the game, the lowest percentage that the Hoosiers have allowed to a Big Ten opponent this season.
- Nine different players scored for Indiana in the game.

**OHIO STATE (II) NOTES**

- The Hoosiers still lead the all-time series with the Buckeyes, 102-77.
- Indiana outscored the Buckeyes in three of the four halves this season after outscoring OSU 49-45 in the second half on Sunday.
- With three players scoring in double figures on Sunday, the Hoosiers have had at least three players reach double figures in 16 of 18 games this season.
- Indiana had 10 offensive rebounds in the game, the third time in Big Ten play they have reached double figures and the 11th time overall this season.



- In the first game against Ohio State, the Hoosiers registered just six assists but on Sunday, IU handed out 12.

- The Hoosiers shot 24-of-55 (.436) from the field in the game against Ohio State – the exact same totals as the game earlier in the week against Minnesota.

- Indiana was 7-of-21 from behind the 3-point line in the game, the 11th time this season the Hoosiers have made at least seven in a game.

### MINNESOTA NOTES

- Indiana finished 22-of-25 at the free throw line on the night (88.0 percent). IU made its first 13 shots from the charity stripe, all in the first half. The Hoosiers 88.0 percent is their highest shooting mark this season.

- Indiana recorded five blocks on the evening, its sixth game with at least five blocks.

- In the first half, Indiana held Minnesota without a field goal for two long stretches. The Gophers went dry from the field from the 15:39 mark to the 10:39 mark during an 8-2 IU run and from the 7:30 mark to the 3:32 mark during a 10-0 Indiana run.

- Freshman **Cody Zeller** matched his career high with a game-high 23 points (vs. Savannah State), including 13 in the first half. He also matched his career high (vs. Kentucky) with 37 minutes. The freshman went 9-of-9 at the free throw line and added eight rebounds, two assists, two blocks and two steals.

- Zeller has scored in double figures 14 times in his career and has scored 20 or more three times. He is the first Hoosier to lead the team in points, rebounds and assists since Verdell Jones III (12 points, seven rebounds and two assists) at Illinois on March 5, 2011.

- In his first game since Dec. 19, sophomore **Will Sheehey** finished with 12 points on 5-of-7 shooting, to go along with six rebounds and an assist in 15 minutes of action off the bench. He scored eight points in the first half in just six minutes of action. It is Sheehey's 11th career game with 10-or-more points and his eighth double figure scoring night of the season.

- Sheehey led the Hoosiers in points off the bench for the 11th time this season. He has led IU's bench in scoring in all but one game in which he has played this year.

### PENN STATE NOTES

- The 88 points scored by the Hoosiers are the most in a Big Ten road contest since scoring 89 at Northwestern on Feb. 5, 2000.

- With the 17 assists in the game on 24 made field goals, Indiana assisted on 32 of 51 made field goals (62.7 percent).

- The Hoosiers held a 33-28 edge on the backboards,

the 10th time this season that Indiana has win the rebounding battle.

- IU connected on 16-of-24 3-point field goals in the contest, one shy of the IU single-game record for made triples. It is the fourth time this season that the Hoosiers have made 10 or more 3-point field goals.

- The last time Indiana made 16 or more 3-point field goals was March 3, 2007 in Assembly Hall when the Hoosiers made a school-record 17 trifectas.

- Indiana shot 24-of-47 from the floor for 51.1 percent, the second straight game shooting over 50 percent and the eighth time overall this season.

- Roth's 22 points off the bench is the most since Roth scored 29 points off the bench against Ohio State on Jan. 31, 2009. It's also the second time this season that an IU player has score 20+ points off the bench (Sheehey 21 vs. Butler).

- Junior **Jordan Hulls** scored a game-high and career-high 28 points in the game on 7-of-9 shooting from the 3-point line and 7-of-9 free throw shooting. The seven 3-pointers are one short of tying his career best of eight made 3-pointers against Northwestern on March 6, 2010.

- Senior **Matt Roth** exploded off the bench for 22 points on 5-of-6 shooting from long range and a perfect 7-of-7 at the free throw line. It's the second time in his career that he scored 20 or more points (29 vs. Ohio State on Jan. 31, 2009. Entering the game on Sunday, Roth was just 6-of-6 at the free throw line but connected on all seven attempts.

### MICHIGAN NOTES

- No. 12 Indiana defeated No. 16 Michigan 73-71, marking the team's third win over a top-20 team this season. It is the first time an IU team has accomplished the feat since 2005-06, when the team beat No. 15 Kentucky, No. 18 Ohio State, No. 7 Illinois and No. 18 Michigan State.

- Indiana shot better than 50 percent in the first and second halves (55.2 percent and 50.0 percent) of the game, doing so in the league for the first time since Feb. 19, 2011 vs. Northwestern (50.0 and 50.0). The Hoosiers accomplished the feat just three times in 2010-11, including the home game against Michigan on Jan. 15, 2011 (63.2 and 70.8).

- Michigan never led in the game, marking the fourth time this season that Indiana has led wire to wire.

- Nine Hoosiers scored in the game, marking the ninth time on the season that the nine or more players have gotten into the scoring column.

### OHIO STATE NOTES

- With its 74-70 victory over No. 2 Ohio State, Indiana becomes the ninth team since the 1996-97 season to beat teams ranked No. 1 and No. 2 in the same season

and the third team since 1996-97 to knock off teams ranked No. 1 and No. 2 in the same month. The last time a team beat the No. 1 and No. 2 teams in the same season was 2009-10 (Louisville, Tennessee).

- It is the first time that Indiana has ever defeated teams ranked No. 1 and No. 2 in the same season. Indiana beat two top-two teams for the first time since the undefeated season in 1975-76 (No. 2 UCLA, No. 2 Marquette). It is the first time IU has beaten two top-three teams in one season since 2001-02 (No. 1 Duke, No. 3 Oklahoma).

- IU had 12 turnovers and forced Ohio State into 17 in the game, including four in the last 1:24.

- Indiana's four-point margin of victory was IU's largest lead of the game. The Hoosiers trailed by as much as 10 in the game.

- Indiana's starters accounted for 70 of the team's 74 points, lead by junior **Jordan Hulls** who had 17.

### MICHIGAN STATE NOTES

- Junior **Christian Watford** had 26-points and also grabbed 10 rebounds in the game for his ninth career double-double and second in as many games.

- Indiana trailed 34-16 with 5:11 left in the first half but proceeded to go on a 25-2 run over the next 10:11 to take a 41-36 lead with 15:00 remaining in the game.

### UMBC NOTES

- After scoring 52 and 55 points respectively in the first and second halves against Howard, Indiana scored 52 points in the second half against UMBC, putting the three highest-scoring halves of the season for IU in the last two games. Indiana has scored 50 or more in six halves this season.

- Junior **Jordan Hulls** made his first two charity tosses but then missed his third free throw of the game, snapping a streak of 58-straight made from the charity stripe. The junior from Bloomington now holds the Big Ten record and is the 10th best in NCAA history.

### HOWARD NOTES

- Indiana scored 107 points, which is the most scored by IU under head coach Tom Crean, and it is the most since March 11, 1999, when Indiana had 108 points against George Washington.

- The 107 points is tied for the second-most by any Big Ten team this season and the 57 point margin of victory is the second largest this season.

- Howard scored 15 points in the first half, tied for the fewest allowed in a half under head coach Tom Crean.

- The 52 points scored by the Hoosiers in the first half would have been the second-most in a half under head coach Tom Crean, and the best output in

one half this season. But in the second half, IU posted 55 points - the second-most in a half under Crean. The most scored in a half is 62 vs. Northwestern State on 11/26/2010 in the second half.

- Indiana had assists on 27-of-35 field goals in the game, including 14 assists on 18 field goals in the first half. The 27 assists are the most in a game under head coach Tom Crean. It is the most assists by IU since they recorded 27 against Nicholls State on 11/18/2005.

### NOTRE DAME NOTES

- The Hoosiers lead the all-time series with the Fighting Irish, 48-21 and IU head coach Tom Crean improves to 6-4 all-time against the Fighting Irish.

- The victory improves the Hoosiers record in Indianapolis to 72-18 and is the first win in Indy since Dec. 22, 2006, snapping a five-game skid.

### KENTUCKY NOTES

- It is the first IU win over the No. 1 team in the Associated Press poll since knocking off Duke 74-73 on March 21, 2002 in the NCAA Tournament. It is the first time IU has defeated a top 10 team since an 80-61 win over No. 9 Michigan State on Feb. 16, 2008, and the first win over an top 5 team since beating No. 2 Wisconsin 71-66 on Jan. 31, 2007.

- It is Indiana's first win over a No. 1 team at home since Jan. 7, 2001, when the Hoosiers defeated No. 1 Michigan State, 59-58.

- Both teams shot 17 free throws with the Hoosiers shooting 82.4% and the Wildcats hitting at a 58.8% clip.

### STETSON NOTES

- The Hoosiers had 30 points off turnovers in the game, which is the most IU points off of an opponent's mistakes this season for a single game. It is the first time Indiana has scored 30 or more points off of turnovers since Nov. 16, 2010, at home against Mississippi Valley State.

### NC STATE NOTES

- Indiana earned a win in the Big Ten/ACC Challenge for the first time since defeating Georgia Tech in 2007.

- The last time IU trailed at halftime on the road and came back to win was Feb. 23, 2008 at Northwestern. The Hoosiers trailed 37-35 at the half and rallied to win 85-82 in Evanston.

- The Hoosiers trailed 67-64 as the clock hit 5:00 left in the second half, but the Hoosiers outscored NC State 21-9 the rest of the way to get the win. It is the first time IU has rallied from a deficit with five minutes left under head coach Tom Crean and the first time since Feb. 7, 2008 at Illinois.

- Junior **Jordan Hulls** led Indiana with 20 points to go with five assists in 36 minutes. He hit a clutch 3-point field goal with 1:26 left in the game to give the Hoosiers a four-point lead. It's his third career 20-plus

point game.

### BUTLER NOTES

- Indiana captured the 2011 Hoosier Invitational with a perfect 4-0 record.

- Sophomore **Will Sheehy** earned most valuable player honors. He was joined on the all-tournament team by **Cody Zeller**, **Victor Oladipo**, **Jordan Hulls** and Butler guard Chrisshaw Hopkins.

- Indiana entered the game having not trailed since the 6:21 mark of the first half against Chattanooga - a span of 146:21. The streak came to a close at the 13:31 mark of the first half when Butler's Ronald Nored made the second of two free throws to give the Bulldogs a 10-9 lead and end the streak at 152:50.

- The Hoosiers shot 61.5 percent (8-for-13) from beyond the arc in the game. It is the first time Indiana has shot over 60 percent from long distance since shooting 62.5 percent vs. George Mason on Nov. 22, 2009 in Puerto Rico.

### GARDNER-WEBB NOTES

- Indiana improved to 5-0 on the season with the win and won all five games by 20-plus points, the first time an IU team has ever done that. IU is also 5-0 for the second-straight season.

### SAVANNAH STATE NOTES

- The last time Indiana shot better than .500 in four consecutive games was in December 2005.

- The 35 made free throws are the most under head coach Tom Crean and the most by an IU team since Jan. 8, 1997, against Minnesota (also 35).

- The 47 free throw attempted are the most by the Hoosiers under Crean and the most by an Indiana team since they shot 49 on Jan. 5, 2000.

\*Freshman **Cody Zeller** cashed in 23 points on 6-of-7 shooting from the field and 11-of-13 shooting at the free throw line to go with three steals and five rebounds in 23 minutes.

### EVANSVILLE NOTES

- The 24-point halftime lead against UE is the biggest for the Hoosiers since a 47-20 lead at the intermission against SIU Edwardsville on Dec. 17, 2010. ***It was the largest halftime margin in favor of IU in a road game since Feb. 5, 2000, at Northwestern (48-21).***

- Evansville made a 3-point field goal at 7:50 in the first half and that's when the IU defense put the clamps on. From that point on, the Purple Aces made just two more field goals while the Hoosiers went on a 20-4 run to take a 24-point advantage into the halftime locker room.

- The 94 points is the most in a road game by Indiana since they scored 102 points at Western Illinois on Nov. 26, 2005.

- Indiana scored 51 points in the first half, tying a season best (Stony Brook) and matching the second-most under Tom Crean at Indiana. The most under Crean came on Nov. 26, 2010, when IU erupted for 62 points in the second half against Northwestern State.

### CHATTANOOGA NOTES

- The Hoosiers had 15 steals in the game, marking the first time IU finished with double-digit steals since they had 10 against South Carolina State on Dec. 19, 2010, and the first time with 15 or more since Northwestern State got robbed 15 times on Nov. 15, 2008.

- Indiana scored 30 points off turnovers in the game, forcing 25 mistakes. It is IU's most points off turnovers since Nov. 16, 2010 when the Hoosiers tallied 32 points off of Mississippi Valley State mistakes.

- Junior **Jordan Hulls** made six 3-point field goals in the game, marking the third time in his career that he has made six or more shots from behind the arc and the first time he has made six since the Florida Gulf Coast game on Nov. 12, 2010. Hulls added three assists and two rebounds in his 27 minutes of action.

- Freshman **Cody Zeller** tallied six steals, becoming the first Hoosier with six or more takeaways in a game since Earl Calloway had six against San Diego State on March 18, 2006. Zeller's six steals are the most ever by a Hoosier freshman in a game.

### STONY BROOK NOTES

- IU reached the 70 percent mark in the second half, hitting 19-for-27 (70.4). The Hoosiers last shot 70 percent in a half in the second half in the Michigan game (70.8).

- Indiana hit 7-for-14 from 3-point range, reaching the 50-percent mark for the first time since hitting 52.4 (11-for-21) vs. Michigan State on Jan. 30, 2011.

- Freshman forward **Cody Zeller** posted a double-double in his Hoosier debut. Zeller shared game-high honors with 16 points, collected a game-high 10 rebounds and recorded three steals, two blocks and two assists in 27 minutes. He hit 5-of-6 from the floor and 6-of-8 from the foul line.

ALL-TIME IU SCORING LIST

Senior Verdell Jones III and junior Christian Watford will be climbing the all-time scoring list during the 2011-12 season.

Below is where they rank on the list entering play today:

1.	Calbert Cheaney	2,613	1990-93
2.	Steve Alford	2,438	1984-87
3.	Don Schlundt	2,192	1952-55
4.	A.J. Guyton	2,100	1997-00
5.	Mike Woodson	2,061	1977-80
6.	Alan Henderson	1,979	1992-95
7.	Damon Bailey	1,741	1991-94
8.	Kent Benson	1,740	1974-77
9.	Eric Anderson	1,715	1989-92
10.	Brian Evans	1,701	1993-96
11.	Scott May	1,593	1974-76
12.	Greg Graham	1,590	1990-93
13.	Randy Wittman	1,549	1979-83
14.	Archie Dees	1,546	1956-58
15.	Bracey Wright	1,498	2003-05
16.	D.J. White	1,447	2004-08
17.	Walt Bellamy	1,441	1959-61
18.	Ray Tolbert	1,427	1978-81
19.	Kirk Haston	1,406	1999-01
20.	Jimmy Rayl	1,401	1961-63
21.	Andrae Patterson	1,365	1995-98
22.	Uwe Blab	1,357	1982-85
23.	Ted Kitchel	1,336	1979-83
24.	Tom Bolyard	1,299	1961-63
25.	<b>Verdell Jones III</b>	<b>1,288</b>	<b>2009-Pres.</b>
26.	Joby Wright	1,272	1970-72
27.	Steve Green	1,265	1973-75
28.	Tom VanArsdale	1,252	1963-65
29.	Dick VanArsdale	1,240	1963-65
30.	Steve Downing	1,220	1971-73
31.	Tom Coverdale	1,217	2000-03
32.	Jeff Newton	1,203	2000-03
33.	Quinn Buckner	1,195	1973-76
34.	Marshall Strickland	1,106	2003-06
35.	Vernon Payne	1,101	1966-68
36.	Joe Cooke	1,099	1968-69
37.	<b>Christian Watford</b>	<b>1,098</b>	<b>2010-Pres.</b>
	Bob Leonard	1,098	1952-54
39.	Daryl Thomas	1,095	1984-87
40.	Rick Calloway	1,073	1986-88
41.	Jay Edwards	1,038	1988-89
42.	Butch Joyner	1,030	1966-68
43.	Jared Jeffries	1,008	2001-02
44.	Matt Nover	978	1990-93
45.	Isiah Thomas	968	1980-81
46.	Luke Recker	954	1998-99
47.	John Ritter	925	1971-73
48.	Wayne Radford	922	1975-78
49.	Neil Reed	920	1995-97
50.	Ken Johnson	919	1968-70
51.	John Laskowski	903	1973-75
52.	Pat Graham	890	1990-91, 1993-94
53.	Wally Choice	889	1954-56
54.	Michael Lewis	887	1997-00
55.	Jon P. McGlocklin	873	1963-65
56.	Roderick Wilmont	866	2003-07
57.	Dean Garrett	854	1987-88

HOOSIERS CAPTURE HOOSIER INVITATIONAL CROWN

Indiana won one round in their in-state battle Sunday night. Sophomore Will Sheehey scored a career-high 21 points and freshman Cody Zeller added 16 Sunday night to help Indiana pull away from in-state rival Butler 75-59 in the title game of the Hoosier Invitational.

Sheehey was named the tournament's MVP as the unbeaten Hoosiers improved to 6-0 for the second straight season. It's only the third time since 2002-03 that the Hoosiers have opened a season with six straight wins.

Butler (3-3) was led by Chrishawn Hopkins with 19 points and Khyle Marshall with 16, but the rebuilding Bulldogs eventually wore down in the final 10 minutes.

The game pitted the last two Indiana schools to reach the Final Four. Indiana lost in the 2002 national championship game to Maryland. Butler lost to Duke and Connecticut in the last two title games.

Not surprisingly, it was a defensive slugfest most of the night.

Indiana finally broke open the game with an 11-2 second-half run that gave them a 51-39 lead midway through the second half, and the Bulldogs never seriously challenged again.

But neither team could get a comfortable advantage for almost 30 minutes.

Butler trailed 31-28 at halftime, then scored the first four points of the second half to retake the lead, 32-31, when Hopkins scored on a fastbreak layup. Even after Indiana went on a 7-0 run and looked like it would take control, the Bulldogs quickly cut the lead to 40-37 with 12:12 left to play.

That's when Indiana cranked up its defense.

Following a media timeout, Sheehey hit a 3-pointer and 1-of-2 free throws, Zeller posted up for a layup and junior Jordan Hulls converted a turnover into a driving layup to give the Hoosiers a 48-39 lead with 10:07 to go.

2011-12 HONORS

Big Ten Player of the Week..... Victor Oladipo, 11/14  
..... Christian Watford, 12/11

Big Ten Freshman of the Week..... Cody Zeller, 11/14  
..... 11/21, 12/6, 12/19, 1/9

*SI.com* Midseason All-American..... Cody Zeller (2nd team)  
*Sporting News* Midseason All-American..... Cody Zeller (2nd team)

Jim Phelan Award (Midseason Coach of the Year)..... Tom Crean  
..... *SI.com* Midseason Coach of the Year

Hoosier Invitational

MVP..... Will Sheehey  
All-Tournament..... Jordan Hulls, Victor Oladipo, Cody Zeller

BIG TEN RANKINGS

Below is a look at where the Hoosiers rank in a number of Big Ten categories both individually and as a team through games played Jan. 27:

TEAM

Scoring Offense (per game).....	1st, 78.4
Scoring Margin.....	4th, 13.8
Free Throw Percentage.....	2nd, 73.4
Field Goal Percentage.....	1st, 49.8
3-Point Field Goal Percentage.....	1st, 44.7
3-Point Field Goal Percentage Defense.....	4th, 31.8
Assists.....	6th, 14.0
Steals.....	5th, 7.4

INDIVIDUAL

Scoring.....	Cody Zeller, 10th, 14.7
Rebounding.....	Cody Zeller, 5th, 6.2
Field Goal Percent.....	Cody Zeller, 2nd, 64.4
Assists.....	Verdell Jones III, 11th, 3.4
Steals.....	Victor Oladipo, 4th, 1.7
.....	Cody Zeller, 10th, 1.5
3-Point FG Percent.....	Matt Roth, 1st, 60.0
.....	Jordan Hulls, 3rd, 48.9
.....	Christian Watford, 4th, 48.6
3-Point FG Made/Game.....	Jordan Hulls, 4th, 2.2
.....	Christian Watford, 10th, 1.7
Blocked Shots/Game.....	Cody Zeller, 5th, 1.5
Offensive Rebounds/Game.....	Cody Zeller, 5th, 2.2
Defensive Rebounds/Game.....	Christian Watford, 6th, 4.4
.....	Cody Zeller, 9th, 4.0

SUPERLATIVES UNDER CREAN

Here's a look at some of the top performances individually and as a team for the Hoosiers this year and how they rank during the three-plus seasons under head coach Tom Crean:

TEAM HIGHS

Points.....	107, vs. Howard (Most)
.....	96 vs. Stony Brook (3rd-most under Crean)
.....	94 at Evansville (4th-most)
.....	94 vs. Savannah State (T4th-most)
Field Goals.....	35 vs. Howard (2nd-most)
Field Goal Percentage.....	.673 vs. Howard (2nd-most)
Assists.....	27 vs. Howard (Most)
Steals.....	15 vs. Chattanooga (Tied Most)
Blocked Shots.....	7 vs. Chattanooga (T3rd-most)
Points in a Half.....	55 (2nd half) vs. Howard (2nd-most)

OPPONENT TEAM LOWS

Points.....	47 - UMBC (3rd fewest)
.....	49 - Gardner-Webb (T4th)
3-Point Field Goals Made.....	2 - Kentucky (T1st)
3-Point Field Goals Attempted.....	7 - Kentucky (1st)
Field Goals Made.....	16 - Notre Dame/UMBC (Fewest)
Field Goal Percentage.....	.270 - Chattanooga (2nd)

INDIVIDUAL HIGHS

3FG Made.....	Jordan Hulls, 6 vs. Chattanooga (T3rd)
3FG Percent.....	Verdell Jones III, 1.000 (4-4) at Evansville (Most)
Steals.....	Cody Zeller, 6 vs. Chattanooga (Most)



**HOOSIERS NO. 2 RECRUITING CLASS**

Indiana University men's basketball coach Tom Crean has announced that five student-athletes have signed a national letter of intent to play basketball and attend Indiana University beginning in the fall of 2012.

This group is rated as the No. 2 recruiting class in the country according to *Rivals.com* and *Scout.com*.

**IU Coach Tom Crean On The Recruiting Class**

"We believe this is a class that has an opportunity to develop into a very special group. They are dynamic competitors who bring explosiveness and energy immediately to the program. It will be exciting to help them develop and mesh over time."

"These young men are being coached and raised the right way. They have outstanding people helping them grow and when they get here, we will surround them with a group of coaches, staff and players that will hold them accountable to their respective talents."

"Even though our teams haven't been where we want them to be yet, this shows again, our program is in a great place."

**Kevin "Yogi" Ferrell****5-11 • 165 lbs****Indianapolis, Ind./Park Tudor**

Plays for head coach Ed Schilling at Park Tudor ... ranked No. 17 overall and No. 4 at the point guard position in his class by *Rivals.com* ... rated as the No. 3 point guard in his class by *Scout.com* ... averaged 18.7 points and 6.6 assists as a junior ... led Park Tudor to a 26-2 record as a junior and the IHSAA Class 2A State title ... scored 14 points and five rebounds to go with six assists in the championship game ... named First Team All-State by the Associated Press ... was on the Indiana Junior All-Star team ... played in the adidas Nations tournament for the USA Blue 2012 team in August 2011 with future teammate Jeremy Hollowell ... took part in the NBPA Top 100 Camp and was the MVP of the playoffs ... took Park Tudor to the championship game of the IHSAA Class 2A state playoffs and scored 20 points in the title game during his sophomore season ... averaged 23.4 points and 4.6 assists while shooting 57 percent from the 3-point line ... as a freshman at Park Tudor, he averaged 12.3 points, 5.1 assists and two steals per game ... played AAU basketball last summer for Indiana Elite.

**Jeremy Hollowell****6-8 • 200 lbs****Indianapolis, Ind./Lawrence Central**

Attends Lawrence Central and plays for head coach J.R. Shelt ... checks in as No. 48 recruit overall and No. 11 small forward in the 2012 class by *Rivals.com* ... is ranked as the No. 7 small forward in his class by *Scout.com* ... is the 58th-best prospect in the 2012 class according to the ESPNU60 ... averaged 18.9 points and 7.1 rebounds per game as

a junior ... participated in the NBPA Top 100 Camp ... participated in the adidas Nations Tournament on the USA Blue 2012 team with Yogi Ferrell ... was on the Indiana Junior All-Star team ... named Honorable Mention All-State by the Associated Press ... played AAU basketball for Indiana Elite.

**Peter Jurkin****6-11 • 215 lbs****Charlotte, N.C./United Faith Christian Academy**

Plays for former NBA veteran Muggsy Bogues at United Faith Christian Academy in North Carolina ... is a three-star recruit according to *Rivals.com* and *Scout.com* ... participated in the adidas Nations Tournament in 2010 with Team Africa ... won the NCISAA 1A state championship as a freshman and again during his sophomore season with Hanner Mosquera-Perea ... played AAU basketball with Indiana Elite in 2010.

**Hanner Mosquera-Perea****6-8/210 lbs****La Porte, Ind./La Lumiere School**

Currently plays for head coach Alan Huss at La Lumiere School ... is rated as the No. 7 power forward in his class and the No. 16 recruit nationally according to *Rivals.com* ... is the No. 6 power forward in his class according to *Scout.com* ... checks in at No. 47 on the ESPNU 60 ... took part in the NBPA Top 100 Camp in June 2011 ... played for the Latin America team at the adidas Nations tournament in Los Angeles in August 2011 ... was on the Indiana Junior All-Stars team ... as a sophomore, played at United Faith Christian Academy in North Carolina and won the NCISAA 1A state championship with Peter Jurkin ... played AAU basketball last summer for Indiana Elite.

**Ron Patterson****6-3 • 196 lbs****Indianapolis, Ind./Broad Ripple High School**

Is a senior at Broad Ripple High School and plays for head coach Scott Hicks ... ranked by *Rivals.com* as the 27th best shooting guard in the 2012 class and the 131st overall ... checks in as No. 24 shooting guard in his class according to *Scout.com* ... considered one of the best defensive wings in the class by a number of outlets ... attended the NBPA Top 100 Camp ... was on the Indiana Junior All-Star team ... poured in 18 points per game as a junior while also leading the team in 3-pointers made, steals and blocked shots while being second on the team in assists and rebounds ... took Broad Ripple to its second consecutive City League Tournament title and a 20-3 overall record ... named Honorable Mention All-State by the Associated Press ... led Broad Ripple to the city championship as a sophomore, the first for the school since 1986 ... as a freshman at Broad Ripple, he averaged 15 points and six rebounds per game while the team posted an 11-11 record ... played AAU basketball last summer for Indiana Elite.

**ZELLER AMONG TOP FROSH**

Freshman forward **Cody Zeller** has been named to the 12-player Wayman Tisdale Award Preseason Watch List, honoring the nation's top freshman for the 2011-12 season, announced by the U.S. Basketball Writers Association (USBWA) on Oct. 20. Zeller has been a pick to be the league's top freshman by several preseason publications. On Jan. 17, Zeller was named to the Midseason Top 25 list for the Wooden Award.

**WATFORD IS BIG TEN TOP JUNIOR**

Junior forward **Christian Watford** is the top scoring third-year player in the conference with 1,098 points. He averaged 16.0 points and 5.4 rebounds as a sophomore and was named a preseason Second Team All-Big Ten selection by several publications and websites.

**JONES KEEPS MOVING UP**

Senior **Verdell Jones III** is sixth among active Big Ten scorers with 1,288 points which ranks 25th in Indiana men's basketball history. He has averaged 12.6 points in his career and 13.5 points in Big Ten play.

**HULLS' STREAK ENDS**

Junior **Jordan Hulls** saw his consecutive free throws made streak come to an end at 58 on Thursday, Dec. 22, against UMBC. After making his first two free throws of the night, he stepped to the line to shoot a pair of technical free throws and missed the first. The streak is the 10th longest in NCAA History and the best mark in Big Ten Conference history.

After finishing the 2010-11 season having made his final 41 tosses, including 35-of-35 from the line in Big Ten play. A year ago Hulls was selected as the 30th best shooter in the country according to *CBSSports.com*.

**WILL CAN THRILL**

Sophomore **Will Sheehy** has led the Hoosiers off the bench in scoring in 11 of IU's games, led by a career-high 21 points against Butler. *CBSSports.com* has him ranked the ninth most likely player to have a breakout season.

**MOORE MONEY IN MY POCKET**

Senior **Daniel Moore** will be on scholarship for the 2011-12 season after joining the program originally as a walk-on.

**THE GRADUATE**

Senior **Matt Roth** is in graduate school and leads the Big Ten shooting 60.4 from three-point range (27-45). He is shooting .410 for his career from long distance. He is completing his masters degree in sports administration.

**THE GRADUATE II**

Senior **Tom Pritchard** earned his bachelor's degree in sport communication on Saturday, Dec. 17. He began a graduate program in sports administration in January.



**CAREER DOUBLE-FIGURE SCORING**

Verdell Jones III .....	65
Christian Watford.....	61
Jordan Hulls .....	41
Victor Oladipo.....	20
Tom Pritchard .....	19
Cody Zeller .....	18
Maurice Creek.....	15
Derek Elston .....	13
Matt Roth .....	13
Will Sheehey.....	11
Daniel Moore .....	1

**CAREER 20-29 POINT SCORING**

Verdell Jones III .....	16
Christian Watford.....	9
Jordan Hulls .....	4
Cody Zeller .....	3
Matt Roth .....	2
Will Sheehey.....	1
Tom Pritchard .....	1
Maurice Creek.....	1
Victor Oladipo.....	1

**CAREER 30-PLUS POINT SCORING**

Christian Watford.....	1
Maurice Creek.....	1

**CAREER DOUBLE-FIGURE REBOUNDS**

Christian Watford.....	10
Tom Pritchard .....	6
Derek Elston .....	2
Verdell Jones III .....	2
Cody Zeller .....	1

**CAREER DOUBLE-DOUBLES**

Christian Watford.....	9
Tom Pritchard .....	5
Derek Elston .....	1
Cody Zeller .....	1

**LEADING SCORER OFF THE BENCH**

STONY BROOK.....	Will Sheehey (13)
CHATTANOOGA.....	Will Sheehey (6)
at Evansville.....	Will Sheehey (10)
SAVANNAH STATE.....	Will Sheehey (15)
GARDNER-WEBB.....	Will Sheehey (15)
BUTLER.....	Will Sheehey (21)
at NC State.....	Will Sheehey (8)
STETSON.....	Derek Elston (7)
KENTUCKY.....	Will Sheehey (10)
vs. Notre Dame.....	Three with 2pts
HOWARD.....	Will Sheehey (12)
UMBC.....	Matt Roth (14)
at Michigan State.....	Matt Roth (6)
OHIO STATE.....	Derek Elston (4)
MICHIGAN.....	Elston/Roth (5)
at Penn State.....	Matt Roth (22)
MINNESOTA.....	Will Sheehey (12)
at Ohio State.....	Matt Roth (6)
at Nebraska.....	Matt Roth (9)
PENN STATE.....	Will Sheehey (8)
at Wisconsin.....	Derek Elston (4)

**BIG TEN CAREER SCORING BY CLASS**

**SENIORS**

1. William Buford (OSU).....	1,743
2. John Shurna (NW).....	1,741
3. Robbie Hummel (PUR).....	1,522
4. Matt Gatens (IOWA).....	1,381
5. Jordan Taylor (WIS).....	1,307
<b>6. VERDELL JONES III (IND).....</b>	<b>1,288</b>
7. Draymond Green (MSU).....	1,238
8. Zack Novak (MICH).....	967
9. Ralph Sampson III (MINN).....	946
10. Stu Douglas (MICH).....	840

**JUNIORS**

<b>1. CHRISTIAN WATFORD (IND).....</b>	<b>1,098</b>
2. Drew Crawford (NW).....	1,072
3. D.J Richardson (ILL).....	916
4. Brandon Paul (ILL).....	866
<b>5. JORDAN HULLS (IND).....</b>	<b>806</b>
7. Tim Frazier (PSU).....	762
6. Eric May (IOWA).....	656

**HULLS SETS IU FREE THROW MARK**

Jordan Hulls made 4-of-4 free throw attempts at Illinois last season to break the Indiana record for most consecutive free throws in a season at 41. He broke the old mark of 38 set by Pat Graham in 1990-91. Hulls also finished the Big Ten season making all 35 of his attempts in 16 games. The only Hoosier to start all 31 games last season, Hulls hit 52-of-57 overall last season for 91.2 percent.

**NBA COACHES**

Two former Hoosier national champions are now leading NBA teams. Keith Smart (1987) is guiding the Sacramento Kings and Randy Wittman (1981) has taken over the Washington Wizards. Former IU manager, Lawrence Frank, is the head coach of the Detroit Pistons.

**MO, SAY IT AIN'T SO**

Junior guard Maurice Creek underwent surgery October 10 to repair a torn Achilles tendon he suffered away from the basketball court in his left leg. It is the third serious injury he has suffered in the past 22 months. Creek had surgery to repair a broken left patella in late December of 2009 and last year he was shut down after a stress fracture in his right patella ended his season in January.

This latest injury had no impact on either of his previous injuries to his knees. In 30 total games for the Hoosiers, he is averaging 11.5 points and is shooting 37.1 percent from 3-point range. He averaged 16.4 points as a freshman and 8.3 points last year. His career-high came when he knocked down 31 points against Kentucky as a freshman.

**HOOSIER HISTORY**

IU is third all-time in NCAA Championships (5), fifth in NCAA Tournament appearances (35), sixth in NCAA Tournament victories (60), seventh in Final Four appearances (8) and 11th in overall victories (1,663). Indiana has won 20 Big Ten Championships and has the best winning percentage in conference games only at nearly 60 percent. No team has had more All-Big Ten selections than IU with 53.

**ASSOCIATED PRESS TOP 25**

(As of Jan. 23)

Rnk	Team	Record	Points
1	Kentucky (61)	19-1	1,620
2	Missouri (2)	18-1	1,532
3	Syracuse (2)	20-1	1,506
4	Ohio State	17-3	1,411
5	Kansas	16-3	1,383
6	Baylor	17-2	1,234
7	North Carolina	16-3	1,232
8	Duke	16-3	1,176
9	Georgetown	16-3	1,045
10	Michigan State	16-4	1,009
11	Murray State	20-0	925
12	UNLV	18-3	886
13	San Diego State	17-2	832
14	Florida	15-4	709
15	Creighton	18-2	682
<b>16</b>	<b>Indiana</b>	<b>16-4</b>	<b>609</b>
17	Marquette	16-4	517
18	Mississippi State	16-4	422
19	Virginia	15-3	414
20	Michigan	15-5	396
21	Saint Mary's	19-2	345
22	Kansas State	14-4	252
23	Florida State	13-6	244
24	Connecticut	14-5	203
25	Wisconsin	16-5	182

**Others receiving votes:** West Virginia 96, Gonzaga 82, Vanderbilt 40, Louisville 35, Harvard 32, Wichita State 28, Cincinnati 20, Illinois 11, Middle Tennessee 9, Dayton 3, Iona 2, Long Beach State 1

**USA TODAY/ESPN COACHES TOP 25**

(As of Jan. 23)

Rnk	Team	Record	Points
1	Kentucky (31)	19-1	775
2	Missouri	18-1	725
3	Ohio State	17-3	687
4	Syracuse	20-1	686
5	Kansas	16-3	660
6	Duke	16-3	571
7	Baylor	17-2	569
8	North Carolina	16-3	565
9	Murray State	20-0	502
10	Georgetown	16-3	498
11	Michigan State	16-4	453
12	San Diego State	17-2	403
13	Florida	15-4	396
14	Creighton	18-2	343
15	UNLV	18-3	337
16	Mississippi State	16-4	236
<b>17</b>	<b>Indiana</b>	<b>16-4</b>	<b>230</b>
18	Marquette	16-4	213
19	Connecticut	14-5	203
20	Saint Mary's	19-2	193
21	Virginia	15-3	171
22	Michigan	15-5	165
23	Harvard	16-2	99
24	Kansas State	14-4	80
25	Louisville	15-5	49
25	Wisconsin	16-5	49

**Others receiving votes:** Florida State 41, Gonzaga 34, West Virginia 33, Wichita State 29, Middle Tennessee 28, Vanderbilt 20, Nevada 12, Illinois 6, Cincinnati 4, Southern Miss 3, UCF 3, Iowa State 2, Dayton 1, New Mexico 1

**STARTERS**

Game	1	2	3	4	5	Record
STONY BROOK	Jones III	Hulls	Oladipo	Watford	Zeller	1-0
CHATTANOOGA	Jones III	Hulls	Oladipo	Watford	Zeller	2-0
at Evansville	Jones III	Hulls	Oladipo	Watford	Zeller	3-0
SAVANNAH STATE	Jones III	Hulls	Oladipo	Watford	Zeller	4-0
GARDNER-WEBB	Jones III	Hulls	Oladipo	Watford	Zeller	5-0
BUTLER	Jones III	Hulls	Oladipo	Watford	Zeller	6-0
at NC State	Jones III	Hulls	Oladipo	Watford	Zeller	7-0
STETSON	Jones III	Hulls	Oladipo	Watford	Zeller	8-0
KENTUCKY	Jones III	Hulls	Oladipo	Watford	Zeller	9-0
vs. Notre Dame	Jones III	Hulls	Oladipo	Watford	Zeller	10-0
HOWARD	Jones III	Hulls	Oladipo	Watford	Zeller	11-0
UMBC	Jones III	Hulls	Oladipo	Watford	Zeller	12-0
at Michigan State	Jones III	Hulls	Oladipo	Watford	Zeller	12-1
OHIO STATE	Jones III	Hulls	Oladipo	Watford	Zeller	13-1
MICHIGAN	Jones III	Hulls	Oladipo	Watford	Zeller	14-1
at Penn State	Jones III	Hulls	Oladipo	Watford	Zeller	15-1
MINNESOTA	Jones III	Hulls	Oladipo	Watford	Zeller	15-2
at Ohio State	Jones III	Hulls	Oladipo	Watford	Zeller	15-3
at Nebraska	Jones III	Hulls	Oladipo	Watford	Zeller	15-4
PENN STATE	Jones III	Hulls	Oladipo	Watford	Zeller	16-4
at Wisconsin	Jones III	Hulls	Oladipo	Watford	Zeller	16-5

**LEAD/DEFICIT**

Opponent	Largest Lead	Largest Deficit	Final Score
STONY BROOK	96-66, 0:58 (2nd)	14-18, 11:48 (1st)	W, 96-66
CHATTANOOGA	65-36, 7:27 (2nd)	15-18, 10:59 (1st)	W, 78-53
at Evansville	74-41, 11:24 (2nd)	None	W, 94-73
SAVANNAH STATE	91-56, 3:22 (2nd)	None	W, 94-65
GARDNER-WEBB	66-34, 4:58 (2nd)	None	W, 73-49
BUTLER	73-52, 1:23 (2nd)	9-12, 12:27 (1st)	W, 75-59
at NC State	22-11, 14:19 (1st)	56-63, 7:48 (2nd)	W, 86-75
STETSON	84-47, 0:19 (2nd)	3-7, 14:55 (1st)	W, 84-50
KENTUCKY	45-35, 15:56 (2nd)	14-20, 8:18 (1st)	W, 73-72
vs. Notre Dame	69-54, 11:11 (2nd)	6-15, 13:10 (1st)	W, 69-58
HOWARD	94-34, 4:49 (2nd)	0-2, 19:45 (1st)	W, 107-50
UMBC	82-37, 7:12 (2nd)	3-4, 18:35 (1st)	W, 89-47
at Michigan State	54-45, 11:07 (2nd)	16-34, 5:11 (1st)	L, 65-80
OHIO STATE	74-70, :02 (2nd)	7-17, 12:55 (1st)	W, 74-70
MICHIGAN	33-18, 5:04 (1st)	None	W, 73-71
at Penn State	37-26, 4:26 (1st)	7-8, 15:33 (1st)	W, 88-82
MINNESOTA	14-11, 12:08 (1st)	40-51, 12:32 (2nd)	L, 74-77
at Ohio State	2-0, 19:46 (1st)	23-49, 14:26 (2nd)	L, 63-80
at Nebraska	49-36, 15:10 (2nd)	8-12, 14:26 (1st)	L, 69-70
PENN STATE	71-52, 0:43 (2nd)	10-15, 9:03 (2nd)	W, 73-54
at Wisconsin	15-9, 10:26 (1st)	50-57, 0:02 (2nd)	L, 50-57

**SPECIALTY STATS** (IU listed first)

Game	FTM	Bench	Paint	Off TO	2nd Chance	Fast Break
STONY BROOK	21-9	46-40	34-26	14-12	13-18	8-2
CHATTANOOGA	21-11	14-19	24-12	30-9	8-12	4-0
at Evansville	17-18	26-22	40-20	22-12	8-9	17-4
SAVANNAH STATE	35-17	29-28	36-34	27-4	12-14	4-0
GARDNER-WEBB	12-7	34-11	40-14	26-9	14-4	6-2
BUTLER	29-12	26-25	16-20	23-13	11-7	4-4
at NC State	19-16	13-16	32-38	23-15	12-18	20-16
STETSON	11-8	23-12	50-14	30-8	8-7	12-0
KENTUCKY	14-10	10-10	24-50	23-19	16-10	8-6
vs. Notre Dame	18-22	6-2	36-22	4-16	17-7	2-4
HOWARD	26-9	47-28	38-26	27-4	9-4	13-4
UMBC	26-12	26-13	26-14	33-9	16-9	6-2
at Michigan State	5-17	10-16	30-38	10-23	16-12	17-12
OHIO STATE	15-19	4-14	38-34	16-13	9-4	9-0
MICHIGAN	12-7	14-14	24-32	10-17	7-11	4-8
at Penn State	24-21	29-16	10-36	7-18	7-10	11-4
MINNESOTA	22-13	24-25	32-36	13-17	22-13	4-2
at Ohio State	8-12	11-5	18-26	7-20	13-19	5-4
at Nebraska	9-14	22-20	24-22	8-16	2-10	4-2
PENN STATE	18-16	18-20	30-16	7-6	14-8	2-0
at Wisconsin	5-15	8-13	24-26	9-7	3-9	10-9

**ON THE RUN** (IU listed first)

Game	Before Run	Time	Run	Elapsed	Final
STONY BROOK	18-21	8:34 (1st)	27-7	8:43	W, 96-66
CHATTANOOGA	19-21	4:45 (1st)	27-5	17:22	W, 78-53
at Evansville	31-23	8:01 (1st)	20-4	8:01	W, 94-73
SAVANNAH STATE	14-14	11:10 (1st)	13-0	3:45	W, 94-65
GARDNER-WEBB	36-25	17:47 (2nd)	13-0	6:21	W, 73-49
BUTLER	40-37	12:15 (2nd)	11-2	2:46	W, 75-59
at NC State	76-75	2:02 (2nd)	10-0	2:02	W, 86-75
STETSON	31-29	0:36 (1st)	34-5	12:40	W, 84-50
KENTUCKY	14-20	8:18 (1st)	16-2	5:47	W, 73-72
vs. Notre Dame	6-15	13:10 (1st)	22-5	13:24	W, 69-58
HOWARD	5-5	16:27 (1st)	47-10	16:27	W, 107-50
UMBC	40-30	18:05 (2nd)	75-35	9:00	W, 89-47
at Michigan State	34-16	5:11 (1st)	38-11	14:04	L, 65-80
OHIO STATE	7-17	12:55 (1st)	17-8	8:53	W, 74-70
MICHIGAN	5-4	17:07 (1st)	12-2	5:05	W, 73-71
at Penn State	22-22	11:16 (1st)	11-1	5:03	W, 88-82
MINNESOTA	20-29	7:30 (1st)	10-0	3:21	L, 74-77
at Ohio State	51-25	13:49 (2nd)	15-5	3:52	L, 63-80
at Nebraska	37-33	2:54 (1st)	12-3	7:44	L, 69-70
PENN STATE	31-31	19:02 (2nd)	22-8	10:35	W, 73-54
at Wisconsin	4-9	15:11 (1st)	11-0	4:47	L, 50-57

**HUSTLE BOARD**

**Career Starts**

Verdell Jones III	101
Christian Watford	80
Tom Pritchard	75
Jordan Hulls	70
Maurice Creek	25
Victor Oladipo	26
Cody Zeller	21
Derek Elston	17
Daniel Moore	10
Will Sheehey	7
Matt Roth	7

**Points Off Turnovers**

Cody Zeller	81
Victor Oladipo	62
Jordan Hulls	62
Verdell Jones III	50
Christian Watford	33
Will Sheehey	28
Derek Elston	26
Matt Roth	11
Remy Abell	9
Tom Pritchard	7
Austin Etherington	2
<b>Total</b>	<b>369</b>
<b>Avg. Per Game</b>	<b>17.8</b>

**Second Chance Points**

Cody Zeller	65
Victor Oladipo	34
Will Sheehey	28
Christian Watford	28
Jordan Hulls	23
Verdell Jones III	23
Derek Elston	19
Tom Pritchard	9
Remy Abell	9
Matt Roth	3
Austin Etherington	2
<b>Total</b>	<b>237</b>
<b>Avg. Per Game</b>	<b>11.1</b>

**Fast Break Points**

Victor Oladipo	32
Cody Zeller	30
Jordan Hulls	26
Christian Watford	24
Will Sheehey	21
Verdell Jones III	18
Matt Roth	6
Remy Abell	2
Derek Elston	2
Austin Etherington	2
Tom Pritchard	2
<b>Total</b>	<b>165</b>
<b>Avg. Per Game</b>	<b>7.9</b>

**Points in the Paint**

Cody Zeller	220
Victor Oladipo	122
Christian Watford	66
Will Sheehey	56
Verdell Jones III	48
Derek Elston	34
Jordan Hulls	30
Tom Pritchard	26
Remy Abell	10
Austin Etherington	8
<b>Total</b>	<b>588</b>
<b>Avg. Per Game</b>	<b>28.0</b>

**Dunks**

Cody Zeller	32
Victor Oladipo	22
Tom Pritchard	4
Will Sheehey	3
Christian Watford	2
Austin Etherington	1
<b>Total</b>	<b>64</b>
<b>Avg. Per Game</b>	<b>3.0</b>

**Charges Taken**

Cody Zeller	6
Jordan Hulls	6
Victor Oladipo	4
Matt Roth	3
Daniel Moore	2
Verdell Jones III	2
Tom Pritchard	2
Christian Watford	2
Derek Elston	2
Will Sheehey	1
Taylor Wayer	1
<b>Total</b>	<b>31</b>
<b>Avg. Per Game</b>	<b>1.5</b>

**3-Point Play**

Verdell Jones III	4/6
Christian Watford	4/5
Remy Abell	1/1
Jordan Hulls	1/1
Victor Oladipo	3/4
Will Sheehey	2/5
Cody Zeller	9/15
Derek Elston	0/3

**4-Point Play**

N/A	
<b>Control The Tip</b>	
Cody Zeller	18/21

**Scores First**

Indiana	13/21
---------	-------

**Deflections**

Victor Oladipo	197
Cody Zeller	168
Jordan Hulls	131
Christian Watford	121
Verdell Jones III	116
Will Sheehey	69
Derek Elston	61
Daniel Moore	41
Matt Roth	38
Tom Pritchard	34
Remy Abell	16
Austin Etherington	14
Kory Barnett	3
Jeff Howard	3
Taylor Wayer	2
Raphael Smith	1
<b>Total</b>	<b>1015</b>
<b>Avg. Per Game</b>	<b>48.3</b>

# THE LAST TIME

## Team

**IU ranked in A.P. top 25:** ..... 16, Currently  
**IU ranked in Coaches' top 25:** ..... 17, Currently  
**Played A.P. No. 1 team:** ..... 12/10/11, Kentucky (W, 73-72)  
**Defeated A.P. No. 1 team:** ..... 12/10/11, Kentucky (W, 73-72)  
**Defeated team ranked 2-10 by A.P.:** ..... 1/31/11, Ohio State (2), 74-70  
**Defeated A.P. Top 25 team:** ..... 1/5/12, Michigan (16), 73-71  
 Defeated A.P. top 25 on the road: ..... 1/13/02, at Iowa (13), 77-66

## Indiana Individuals

Had a triple-double: ..... Steve Downing - 28 pts., 17 rebs., 10 blks., vs. Michigan, 2/23/71  
**Had a double-double:** ..... **Christian Watford - 26 points, 10 rebounds at Michigan St., 12/28/11**  
 Had 30-plus points and 10-plus rebounds: ..... Rod Wilmont (31 pts., 12 reb.) at Northwestern, 2/28/07  
**Five players in double figures:** ..... **Jordan Hulls (17), Verdell Jones III (14),**  
 ..... **Cody Zeller (14), Victor Oladipo (15), Christian Watford (10), vs. Ohio State, 12/31/11**  
**Six players in double figures:** ..... **Jordan Hulls (16), Verdell Jones III (12), Will Sheehy (12),**  
 ..... **Cody Zeller (12), Victor Oladipo (10), Christian Watford (10), vs. Howard, 12/19/11**  
 Scored 30-39 points: ..... 30, Christian Watford at Iowa, 1/23/11  
 Scored 40-49 points: ..... 41, Alan Henderson at Michigan State, 3/9/94

Two or more Hoosiers score 20-29 points in the same game:

Eric Gordon (26) and D.J. White (20), at Penn State, 3/9/08  
 Scored 20 points in a half ..... 20, Maurice Creek vs. N.C. Central, 12/19/09  
 Perfect from field (5 att): ..... 5-5, Tom Pritchard, vs. Minnesota, 2/2/11  
 Perfect beyond 3-point line (5 att.): ..... 5-5, Devan Dumes vs. Iowa, 2/4/09  
 Perfect at FT line (10 att.): ..... 14-14, Eric Gordon vs. Chicago State, 12/29/07  
 Had 20+ Rebounds: ..... 22, D.J. White at Michigan, 1/8/08  
 Had 15-19 Rebounds: ..... 15, D.J. White vs. Purdue, 2/19/08  
 Had 10 or more assists: ..... 10, Jeremiah Rivers, vs. Northwestern State, 11/28/09  
**Had 6 or more steals:** ..... **6, Cody Zeller, vs. Chattanooga, 11/13/11**  
 Had 5 or more blocked shots: ..... 5, Tom Pritchard vs. Evansville, 11/21/10

## Team Field Goal Shooting

**Shot 50 percent or better:** ..... **.533 (24-45), vs. Penn State, 1/22/12**  
**Shot 60 percent or better:** ..... **.673 (35-52), vs. Howard, 12/19/11**  
 Shot 70 percent or better: ..... .702, vs. Wisconsin, 2/24/01  
**Made 30-39 field goals:** ..... **30, vs. Howard, 12/19/11**  
 Made 40-49 field goals: ..... 45, vs. Buffalo, 12/10/99  
 Made 50 or more field goals: ..... 52, vs. South Dakota, 11/27/76  
**Attempted 60-69 field goals:** ..... **64, at Michigan State, 12/28/11**  
 Attempted 70-79 field goals: ..... 70, at Iowa, 1/23/11  
 Attempted 80-89 field goals: ..... 83, vs. Buffalo, 12/10/99  
 Attempted 90 or more field goals: ..... 92, vs. Iowa, 1/11/75

## Team 3-Point Shooting

**Shot 50 percent or better:** ..... **.510 (26-51), at Nebraska, 1/18/12**  
**Shot 60 percent or better:** ..... **.667 (16-24), at Penn State, 1/8/12**  
 Shot 70 percent or better: ..... .714 (5-7), vs. Butler, 12/23/05  
 Shot 80 percent or better: ..... .889 (8-9), vs. San Francisco, 12/20/98  
**Made 10-14 3-point field goals:** ..... **16, at Penn State, 1/8/12**  
 Made 15 or more 3-point field goals: ..... 16, at Penn State, 1/8/12  
**Attempted 20-29 3-point field goals:** ..... **24, at Penn State, 1/8/12**  
 Attempted 30-39 3-point field goals: ..... 33, at Penn State, 3/9/08

## Team Free Throw Shooting

**Shot 80 percent or better:** ..... **.880 (22-25), vs. Minnesota, 1/12/12**  
 Shot 90 percent or better: ..... 1.000 (11-11), vs. Illinois, 1/27/11  
 Shot 100 percent: ..... 1.000 (7-7), at Purdue, 2/8/11  
**Made 20-29 free throws:** ..... **22, vs. Minnesota, 1/12/12**  
**Made 30-39 free throws:** ..... **35, vs. Savannah State, 11/19/11**  
 Made 40 or more free throws: ..... 43, vs. Ohio State, 1/4/87  
**Attempted 10 or fewer free throws:** ..... **10, at Wisconsin, 1/26/11**  
**Attempted 30-39 free throws:** ..... **32, at Penn State, 1/8/12**  
**Attempted 40-49 free throws:** ..... **47, vs. Savannah State, 11/19/11**  
 Attempted 50-59 free throws: ..... 52, vs. Ohio State, 2/8/97  
 Attempted 60 or more free throws: ..... 60, vs. Michigan, 2/15/65

## Team Scoring

**Scored 80-89 points:** ..... **88, at Penn State, 1/8/12**  
**Scored 90-99 points:** ..... **94, vs. Savannah State, 11/19/11**  
**Scored 100-109 points:** ..... **107, vs. Howard, 12/19/11**  
 Scored 110 or more points: ..... 110, vs. Iowa, 3/12/95

## Team Rebounding

**Had 40-49 rebounds:** ..... **45, vs. UMBC, 12/22/11**  
 Had 50-59 rebounds: ..... 50, vs. Bryant, 12/28/09  
 Had 60 or more rebounds: ..... 66, vs. Illinois, 2/9/74

## Team Assists

**Had 20-29 assists:** ..... **27, vs. Howard, 12/19/11**  
 Had 30 or more assists: ..... 31, at Alaska Anchorage, 11/21/01

## Team Blocked Shots

Had 10 or more blocked shots: ..... 11, vs. Chicago State, 12/29/07

## Team Steals

**Had 10 or more steals:** ..... **12, vs. UMBC, 12/22/11**  
**Had 15 or more steals:** ..... **15, vs. Chattanooga, 11/13/11**

## MISCELLANEOUS

Two IU players had a double-double in the same game:  
 12/3/07 - D.J. White (29 points, 13 rebounds), Jamarcus Ellis (10 points, 10 assists) vs. Tennessee State

Three players scored 20 or more points in the same game:

12/22/06 - Lance Stemler (21 pts.), Earl Calloway (21 pts.), Armon Bassett (20 pts.) vs. IUPUI

IU player had double digit assists in consecutive games:

Jamal Meeks (12/1/90 – 12 assists and 12/4/90 – 11 assists)

**IU player led the team in points, rebounds and assists in the same game:**

**1/12/12 - Cody Zeller (23 points, eight rebounds and two assists vs. Minnesota)**

IU player scored 30 points in consecutive games:

Eric Gordon, November 20 and 24, 2007 (30 points vs. UNC-Wilmington, 31 points vs. Illinois State)

IU player had 20 points and 20 rebounds in a game

D.J. White: 21 points, 22 rebounds at Michigan, 1/8/08

IU player scored 30 points or more in 4 straight games

George McGinnis, Twice in 1971

IU player Made 10 consecutive 3-pointers

..... 12/23/05 - 1/3/06 Robert Vaden (12 straight over three-game stretch)

IU played OT: ..... 1/30/11 at Michigan State, L, 83-84

IU played 2OT: ..... 2/7/08 at Illinois, W 83-79

IU played 3OT: ..... 2/16/87 at Wisconsin, W, 86-85

IU played 4OT: ..... Never

**IU shot 60 percent from the floor in a half:** ..... **1/22/12 vs. Penn State**

..... **(Second Half - .652 - 15-23)**

**IU shot 70 percent from the floor in a half:** ..... **11/11/11 vs. Stony Brook**

..... **(Second Half - .704 - 19-27)**

**IU shot less than 30 percent from the floor in a half:** ..... **1/15/12 at Ohio State**

..... **(Second Half - .273, 6-22)**

**IU shot less than 40 percent from the floor in a half:** ..... **1/15/12 at Ohio State**

..... **(Second Half - .273, 6-22)**

IU failed to make at least one 3-pointer: ..... 2/25/10 vs. Wisconsin (0-for-5)

An opponent failed to make a free throw ..... 12/29/07 vs. Chicago State (0-for-5)

IU had four players play at least 40 minutes in a single game:

3/9/08 at Penn State, (Eric Gordon (43), D.J. White (42), Armon Bassett (42) and Jordan Crawford (41))

IU had five players play at least 40 minutes in a single game:

1/15/05 at Purdue, (Bracey Wright (48), D.J. White (46), Marshall Strickland (46), Robert Vaden (45) and A.J. Ratliff (40))

**Overcame a deficit with five minutes left:**

**11/30/11 at NC State, trailed 67-64 and won 86-75**

Overcame a halftime deficit in two consecutive games:

3/4/06 at Michigan (trailing 30-27 and won 69-67) and 3/10/06 vs. Wisconsin (trailing 19-15 and won 61-56)

Overcame a halftime deficit in two consecutive road games:

3/1/06 at Purdue (trailing 27-25 and won 70-59) and 3/4/06 at Michigan (trailing 30-27 and won 69-67)

Overcame a halftime deficit in three consecutive games:

3/1/06 at Purdue (trailing 27-25 and won 70-59), 3/4/06 at Michigan (trailing 30-27 and won 69-67) and 3/10/06 vs. Wisconsin (trailing 19-15 and won 61-56)

# TOM CREAN

## > HEAD COACH

FOURTH YEAR AS INDIANA HEAD COACH (44-71) • 13TH YEAR AS COLLEGE HEAD COACH (234-167)



### PERSONAL

- > **DATE OF BIRTH**..... March 25, 1966
- > **BIRTHPLACE**..... Mt. Pleasant, Michigan
- > **WIFE**.....Joani
- > **CHILDREN**.....Megan (16),  
..... Riley (12),  
..... Ainsley (6)
- > **HIGH SCHOOL**..... Mt. Pleasant  
..... Mt. Pleasant, Michigan, 1985
- > **COLLEGE** ..... Central Michigan University  
..... B.A. Parks and Recreation, 1989  
..... Minor in Psychology

### COACHING EXPERIENCE

- > **MICHIGAN STATE UNIVERSITY**  
1989-90.....Assistant Coach
- > **WESTERN KENTUCKY**  
1990-1994 .....Associate Head Coach
- > **UNIVERSITY OF PITTSBURGH**  
1994-95.....Assistant Coach
- > **MICHIGAN STATE UNIVERSITY**  
1995-97.....Assistant Coach  
1998-99..... Associate Head Coach
- > **MARQUETTE UNIVERSITY**  
1999-08.....Head Coach
- > **INDIANA UNIVERSITY**  
2008-Present.....Head Coach

### DID YOU KNOW?

THE HOOSIERS UNDER COAH TOM CREAN  
POSTED A PERFECT APR SCORE LAST  
SPRING.

• Has led IU to a No. 7 and No. 8 national ranking in his fourth season and guided the Hoosiers to wins over the No. 1 and No. 2 teams this season, the first Big Ten program to do so since 1952-53.

• Averaged over 20 wins a season in nine years at Marquette and led the Golden Eagles to five NCAA Tournament appearances, including the 2003 Final Four.

• In 12 years as a head coach on the collegiate level, he is 233-164 and has seen all 36 of the seniors who have played for him earn college degrees, and had Matt Roth graduate from IU in three years and Tom Pritchard in 3 1/2.

• Since coming to Indiana, he and his staff recruited one of the top 10 classes in the country for 2009, a top 15 class in 2011, and the No. 2 class in 2012.

• Following the 2009-10 season, Verdell Jones III develop into an All-Big Ten performer and saw Christian Watford named Big Ten Freshman of the Year by Sporting News and FoxSports.com.

• Over his final seven seasons at Marquette, he compiled an aggregate record of 160-68 (.702).

• He is a two-time recipient of the Ray Meyer Conference USA, NABC District XI and USBWA District V Coach of the Year awards, and in 2003 won the Coach Clair Bee Award as well as being named a finalist for the Naismith National Coach of the Year Award.

• In his nine years with the Golden Eagles, Crean's teams earned five NCAA Tournament bids, one more than the previous four Marquette coaches had in the 16 years prior to his arrival.

• Coached Dwyane Wade to the program's first conference Player of the Year award in 2003. Wade also went on to become the first Marquette player since 1978 to be named an AP first team All-American and finalist for the John R. Wooden Award.

• Dominic James was a first team all-conference selection in 2006-07 as well, while McNeal was named the conference's Defensive Player of the Year.

• In 2006, Steve Novak was a unanimous first team all-conference selection and went on to be selected by the Houston Rockets in the NBA Draft.

• Travis Diener's was an All-America selection in 2005 and was selected 38th overall by the Orlando Magic in the 2005 Draft and has also played for the Portland Trail Blazers and Indiana Pacers.

• The 2002-03 campaign was one of the finest in Golden Eagle history, as Marquette made a Final Four appearance for the first time since winning the NCAA Championship in 1977.

• MU won 27 games that year, 14 in conference play, thanks in part to the play of Wade in his All-America season. The Golden Eagles finished the regular season ranked No. 9 by the Associated Press and No. 6 in the ESPN/USA Today Top 25 poll and their .818 winning percentage was the program's best since 1977-78.

• Prior to his arrival in Milwaukee, Crean served under Tom Izzo on the Michigan State basketball staff for four seasons, holding the position of associate head coach the last two.

• Crean also served as the Spartans' recruiting coordinator, where he routinely lured some of the nation's top talent to East Lansing, including two-time Big Ten Player of the Year Mateen Cleaves and two-time first team All-Big Ten selection Morris Peterson.

• In Crean's four years on Izzo's staff, the Spartans put together an 88-41 record and made four consecutive postseason appearances, including a trip to the 1999 Final Four. In each of Crean's four seasons, MSU's win total increased, culminating with a 33-5 season and a 15-1 Big Ten ledger in 1999.

• Prior to his tenure at Michigan State, Crean spent the 1994-95 season as an assistant coach at Pittsburgh.

• He served as the associate head coach at Western Kentucky from 1990 to 1994, and in each of his final two seasons with the Hilltoppers, WKU earned a berth in the NCAA Tournament, including a Sun Belt Championship and a trip to the Sweet 16.

• Crean got his start in coaching on the Division I level in 1989-90, serving on Jud Heathcote's staff at Michigan State. That team posted a 28-6 record and earned a Sweet 16 trip after winning the Big Ten.

• A native of Mount Pleasant, Crean earned his bachelor's degree in parks and recreation with a minor in psychology from Central Michigan in 1989. While pursuing his degree, Crean coached basketball at Alma College and Mount Pleasant High School.

• Tom and his wife, Joani, are the parents of Megan, 16, Riley, 12, and Ainsley, 6.

• Joani's father, Jack Harbaugh, was a long-time college football coach who won a Division I-AA national championship while coaching at Western Kentucky.

• Her brother, Jim, played quarterback at Michigan and for the Indianapolis Colts and is currently the head football coach for the San Francisco 49ers after spending the previous four years as the head coach at Stanford.

• Another brother, John, is in his second year as the head coach of the Baltimore Ravens. He was an assistant coach with the Philadelphia Eagles from 1998-2006 after joining Cam Cameron's staff at Indiana for the 1997 season as a defensive backs/special teams coach.



### YEAR-BY-YEAR RECORD

YEAR	SCHOOL	OVERALL	LEAGUE	NOTES
2011-12	Indiana	16-5	4-5	Defeated No. 1 Kentucky and No. 2 Ohio State in December
2010-11	Indiana	12-20	3-15	Beat No. 18 Illinois and No. 20 Minnesota in Assembly Hall
2009-10	Indiana	10-21	4-14	Defeated Pitt at Madison Square Garden in Jimmy V Classic
2008-09	Indiana	6-25	1-17	28th Coach In IU History
2007-08	Marquette	25-10	11-7	NCAA Second Round
2006-07	Marquette	24-10	10-6	NCAA First Round, CBE Classic Title
2005-06	Marquette	20-11	10-6	NCAA First Round, Great Alaska Shootout Title
2004-05	Marquette	19-12	7-9	NIT First Round
2003-04	Marquette	19-12	8-8	NIT Quarterfinals
2004-05	Marquette	27-6	14-2	C-USA Reg. Season Champ., NCAA Final Four
2001-02	Marquette	26-7	13-3	2nd - C-USA American Div., NCAA Tournament
2000-01	Marquette	15-14	9-7	3rd - C-USA American Div.
1999-2000	Marquette	15-14	8-8	4th - C-USA American Div., NIT
<b>Totals</b>		<b>234-167 (.584)</b>	<b>102-107 (.488)</b>	

### COACH CREAN'S RECORD AGAINST...

Air Force ..... 1-0	Florida Gulf Coast..... 2-0	Mississippi Valley State ..... 1-0	South Carolina ..... 1-0
Appalachian State ..... 2-0	Fordham ..... 1-0	Missouri ..... 1-0	South Carolina State..... 1-0
Arkansas-Little Rock ..... 1-0	Gardner-Webb..... 1-0	Morgan State ..... 1-0	South Dakota State ..... 2-0
Arkansas-Pine Bluff ..... 1-0	George Mason..... 0-1	Morris Brown ..... 1-0	Southern Miss ..... 3-2
Arizona ..... 0-2	Georgetown ..... 1-3	Nebraska ..... 1-2	Stanford..... 0-1
Alabama ..... 0-1	Gonzaga ..... 1-1	North Carolina ..... 0-1	Stetson ..... 1-0
Baylor ..... 0-1	Grambling..... 2-0	North Carolina Central ..... 2-0	Stony Brook ..... 1-0
Boise State ..... 1-0	Hampton ..... 1-0	North Carolina State ..... 1-0	Syracuse..... 0-2
Boston ..... 0-1	Hillsdale College ..... 1-0	North Dakota State ..... 0-1	Tennessee ..... 1-0
Boston College..... 0-1	Holy Cross ..... 1-0	Notre Dame ..... 6-4	TCU ..... 3-4
Bryant ..... 1-0	Houston ..... 4-2	Northeastern ..... 0-1	Texas-San Antonio ..... 1-0
Butler..... 1-0	Howard..... 2-0	Northern Michigan ..... 1-0	Texas Southern ..... 1-0
Cal State-Northridge ..... 1-0	Idaho State ..... 1-0	Northern Iowa ..... 0-1	Texas Tech ..... 1-0
Canisius ..... 1-0	Illinois..... 1-5	Northwestern ..... 1-6	Toledo ..... 1-0
Centenary ..... 1-0	Illinois State ..... 1-0	Northwestern State ..... 4-0	Tulane ..... 6-1
Chaminade ..... 2-0	Indiana ..... 1-0	Oakland ..... 3-0	Tulsa ..... 0-1
Charlotte ..... 4-6	Iowa..... 1-5	Oklahoma State..... 1-0	UAB ..... 3-4
Chattanooga..... 1-0	Iowa State ..... 0-1	Ohio State ..... 1-7	USC Upstate..... 1-0
Chicago State ..... 2-0	IPFW ..... 2-0	Oral Roberts ..... 1-0	USF ..... 7-0
Cincinnati ..... 6-7	IUPUI..... 2-0	Penn State..... 3-5	Utah Valley ..... 1-0
Colorado ..... 0-1	Kansas ..... 0-1	Pittsburgh ..... 6-3	Valparaiso ..... 3-0
Connecticut ..... 2-1	Kent State ..... 1-0	Purdue ..... 0-5	Villanova ..... 3-1
Cornell ..... 1-0	Kentucky ..... 3-3	Providence ..... 3-1	Wake Forest ..... 1-2
Coppin State ..... 4-0	Lewis ..... 1-0	Rice ..... 1-0	West Virginia ..... 1-2
Dayton ..... 1-3	Lipscomb ..... 0-1	Rutgers ..... 2-1	Western Carolina ..... 2-0
Detroit ..... 1-0	Louisville ..... 8-10	Sacramento State ..... 1-0	Western Michigan ..... 1-1
DePaul ..... 12-4	Loyola (Ill.) ..... 1-0	Sacred Heart ..... 1-0	Winthrop ..... 0-1
Delaware State ..... 3-0	Loyola (Md.)..... 0-1	Saint Joseph's ..... 0-1	Wisconsin ..... 3-13
Duke ..... 1-1	Maryland..... 0-1	St. John's ..... 4-0	Wisconsin-Milwaukee..... 1-0
East Carolina ..... 4-2	Md.-Baltimore County (UMBC) ..... 2-0	Saint Louis ..... 9-3	Wofford ..... 1-0
Eastern Illinois ..... 1-0	Massachusetts ..... 1-0	Sam Houston State ..... 2-0	Wright State..... 1-0
Eastern Michigan ..... 1-0	Memphis ..... 1-4	San Francisco ..... 1-0	Xavier ..... 1-2
Eastern Washington ..... 1-0	Michigan ..... 3-2	Savannah State ..... 5-0	
Elon ..... 1-0	Michigan State ..... 0-7	Seton Hall ..... 5-0	
Evansville ..... 2-0	Minnesota ..... 2-7	SIU-Edwardsville..... 1-0	
Florida A&M ..... 1-0	Mississippi ..... 0-1	South Alabama ..... 0-1	

**RADIO AFFILIATES**

WQRK-FM Bedford -105.5	WIOU-AM Kokomo - 1350	WBAT-AM Marion - 1400	WXKU-FM Seymour - 92.7
WHCC-FM Bloomington -105.1	WAWK-AM Kendallville - 1140	WEFM-FM Michigan City - 95.9	WHME-FM South Bend - 103.1
WBNL-AM Boonville - 1540	WAWK-FM Kendallville - 95.5	WYFX-FM Mount Vernon -106.7	WTCJ-AM Tell City - 1230
WTRC-AM Elkhart -1340	WQTY-FM Linton - 93.3	WNDA-FM New Albany - 1570	WAXI-FM Terre Haute - 104.9
WEOA-AM Evansville -1400	WRZR-FM Loogootee - 94.5	WPGW-AM Portland - 100.9	WZDM-FM Vincennes - 92.1
WGL-AM Fort Wayne - 1250	WLPR-FM Lowell - 89.1	WPGW-FM Portland - 1440	WAWC-FM Warsaw - 103.5
WFLQ-FM French Lick - 100.1	WLPR-FM Merrillville - 89.1	WHON-AM Richmond - 96.1	
WIBC-FM Indianapolis -93.1	WXGO-AM Madison - 1270	WSLM-AM Salem - 1220	<b>* Affiliates Subject To Change</b>
WITZ-FM Jasper -104.7	WORX-FM Madison - 96.7	WSLM-FM Salem - 97.9	

Indiana University's basketball program receives some of the most extensive media coverage in the country. Learfield Communications holds the exclusive rights as Indiana University's official radio outlet.

Headquartered in Jefferson City, Mo., Learfield Communications also owns the multi-media rights to 26 leading universities.

**DON FISCHER**

Don Fischer is about to begin his 39th year as the "Radio Voice" of Indiana University football and basketball games. The past 24 years, Fischer has worked as an independent contractor, and is currently serving the I.U. Radio Network owned by Learfield Communications out of Jefferson City, Missouri. In addition to broadcasting the games, Fischer hosts the weekly Coaches talk shows for both football and basketball, and has a daily show, Monday through Friday, from September through March. The daily show is called "IU Sports Today" and is syndicated throughout the state of Indiana. Fischer also offers stations a weekly talk show about I.U. football and basketball that airs in several markets around the state during the school year.

Fischer does free lance sportscasting, which for the past 17 years has included being the Television voice of the Indianapolis Colts for their pre season games.

During his 38 years of work with I.U., Fischer has been named Indiana Sportscaster of the Year 25 times by two different organizations. The National Sportscasters and Sportswriters Association has awarded him 21 times (including 2010), while the Indiana Sportswriters and Sportscasters Association has named him their honoree 4 times. The Indiana Sportswriters and Sportscasters Association inducted Fischer into the ISSA Hall of Fame in 2004. Just this past year, Fischer was inducted into the Indiana Broadcasters Association Hall of Fame. He has won several awards for best play by play, and has been honored by Indiana University with the J.W. Bill Orwig Medal, that goes to non alumni for distinguished service to the University. He has also been named an Honorary "I" Man.

In addition, the City of Indianapolis, and the State of Indiana have each honored Fischer with a special "Recognition Day" for his service and abilities as the play by play broadcaster for I.U.

Fischer has broadcast over 1600 Indiana University games that include eight Bowl games, four NCAA basketball Championship games, and two N.I.T. Championship games. From 1973 through 1987, he worked for ABC Radio, Canada's CBC, and several other major market radio stations including WIRE in Indianapolis as their source for reports during the month of May coverage of the Indianapolis 500. During that 14 year period, he also served Indianapolis radio station WIRE and Network Indiana, a statewide news

network, as their Sports Director.

A native of Rochelle, Ill., Fischer has been in the radio business for 43 years with stops in Butte, Montana; Ottawa, Ill.; Springfield, Ill.; and Terre Haute, Ind.

Fischer has four sons, and nine grandchildren. He and his wife Susy reside in Greenwood, Ind.

**ROYCE WALTMAN**

Former Indiana assistant coach Royce Waltman is in his second season as the color analyst for all Indiana men's basketball games.

Waltman boasts an already familiar tie to IU having served as an assistant coach with Head Coach Bobby Knight from 1982-1987. He then became head coach of DePauw University (1988-1992), University of

Indianapolis (1992-'97) and Indiana State University (1997-2007). He won 100 or more games at each of these schools and led all three to the NCAA National Tournament. Most recently, he had returned to coaching at the high school ranks serving as assistant coach at Roncalli High School in Indianapolis.

**JOE SMITH**

Joe Smith is in his 29th year with the IU Radio Network. He has handled pre-game, halftime, and post-game duties for Indiana football and men's basketball since 1983.


Smith, the sports director of WGCL-AM 1370 in Bloomington, is in his 42nd year of radio broadcasting in Bloomington. He began his broadcasting career in 1969 at WAIK Radio in Galesburg, Ill. From 1973-89, Joe worked on "RFD-4 Agri-Business Show" on WTTV-4 with the late Bob Cook. In 1998, Smith was named Indiana Sportscaster of the Year and in April 2003, he was inducted into the Indiana Sportswriters/Sportscasters Hall of Fame. Joe handled the IU TV Warmup Shows from 1978-82 and hosted several IU Coaches Shows from 1983-96 and again from 2002-04.

In June 2004, Smith received the J.W. Bill Orwig Medal that goes to non-alumni for distinguished service to the University.

Joe has two children, both of whom are Indiana University graduates. Jeff, who currently resides in Indianapolis with his wife, Kristen, is a 2002 graduate with a bachelor's degree in sport communications. Joe's daughter, Jamie, who is married to Eric Graebe and currently resides in Kill Devil Hills, N.C. earned her bachelor's degree from Indiana University in kinesiology in 2005, and her master's in sports management at the University of Tennessee in 2006.



**Don Fischer**  
Play-by-Play



**Royce Waltman**  
Color Analysis



**Joe Smith**  
Pregame/Postgame

## 2011-12 OVERALL STATS

Overall record: 16-5 Conf: 4-5 Home: 12-1 Away: 3-4 Neutral: 1-0

##	Player	gp-gs	min	avg	Total		3-Point		F-Throw		Rebounds				pf	dq	a	to	blk	stl	pts	avg
					fg-fga	fg%	3fg-fga	3fg%	ft-fa	ft%	off	def	tot	avg								
40	Zeller, Cody	21-21	576	27.4	114-177	.644	0-0	.000	81-104	.779	47	83	130	6.2	59	1	21	32	31	31	309	14.7
02	Watford, Christian	21-21	594	28.3	85-194	.438	35-72	.486	59-81	.728	26	92	118	5.6	43	0	29	43	10	14	264	12.6
01	Hulls, Jordan	21-21	633	30.1	84-166	.506	46-94	.489	42-47	.894	6	53	59	2.8	42	1	69	46	1	23	256	12.2
04	Oladipo, Victor	21-21	541	25.8	79-165	.479	8-33	.242	46-69	.667	35	73	108	5.1	54	0	34	40	11	36	212	10.1
10	Sheehey, Will	16-0	307	19.2	53-111	.477	10-25	.400	36-52	.692	17	31	48	3.0	36	2	17	22	2	5	152	9.5
12	Jones III, Verdell	21-21	561	26.7	53-134	.396	8-25	.320	52-71	.732	16	46	62	3.0	46	1	71	56	3	16	166	7.9
30	Roth, Matt	19-0	224	11.8	29-48	.604	27-45	.600	13-13	1.000	3	8	11	0.6	8	0	10	2	1	4	98	5.2
32	Elston, Derek	19-0	226	11.9	34-61	.557	6-12	.500	8-17	.471	10	38	48	2.5	24	0	5	11	7	5	82	4.3
23	Abell, Remy	18-0	130	7.2	13-33	.394	5-12	.417	20-28	.714	6	7	13	0.7	9	0	12	7	1	6	51	2.8
13	Etherington, Austin	10-0	59	5.9	6-12	.500	2-7	.286	4-5	.800	3	8	11	1.1	10	0	1	1	1	2	18	1.8
25	Pritchard, Tom	21-0	212	10.1	14-22	.636	0-0	.000	2-4	.500	10	20	30	1.4	37	0	9	5	5	2	30	1.4
00	Barnett, Kory	9-0	17	1.9	2-4	.500	1-3	.333	0-2	.000	0	3	3	0.3	1	0	2	1	0	1	5	0.6
15	Smith, Raphael	7-0	10	1.4	0-3	.000	0-1	.000	2-2	1.000	0	2	2	0.3	0	0	0	2	0	0	2	0.3
11	Moore, Daniel	13-0	88	6.8	0-4	.000	0-1	.000	2-3	.667	2	6	8	0.6	12	0	12	6	0	9	2	0.2
20	Wayer, Taylor	6-0	9	1.5	0-1	.000	0-1	.000	0-0	.000	0	1	1	0.2	1	0	0	0	0	0	0	0.0
24	Howard, Jeff	7-0	13	1.9	0-2	.000	0-0	.000	0-2	.000	2	0	2	0.3	2	0	1	1	1	1	0	0.0
Team											34	33	67				4					
Total.....		21	4200		566-1137	.498	148-331	.447	367-500	.734	217	504	721	34.3	384	5	293	279	74	155	1647	78.4
Opponents.....		21	4200		480-1159	.414	113-355	.318	285-414	.688	246	421	667	31.8	427	15	212	312	84	143	1358	64.7

**TEAM STATISTICS**

	IND	OPP	Date	Opponent	Score	Att.
SCORING	1647	1358				
Points per game	78.4	64.7	# 11/11/11	STONY BROOK	w 96-66	16506
Scoring margin	+13.8	-	# 11/13/11	CHATTANOOGA	w 78-53	16149
FIELD GOALS-ATT	566-1137	480-1159	11/16/11	at Evansville	w 94-73	9640
Field goal pct	.498	.414	# 11/19/11	SAVANNAH ST.	w 94-65	16613
3 POINT FG-ATT	148-331	113-355	# 11/21/11	GARDNER-WEBB	w 73-49	16261
3-point FG pct	.447	.318	# 11/27/11	BUTLER	w 75-59	17265
3-pt FG made per game	7.0	5.4	^ 11/30/11	at NC State	w 86-75	16597
FREE THROWS-ATT	367-500	285-414	12/04/11	STETSON	w 84-50	16821
Free throw pct	.734	.688	12/10/11	KENTUCKY	w 73-72	17472
F-Throws made per game	17.5	13.6	\$ 12/17/11	vs Notre Dame	w 69-58	19064
REBOUNDS	721	667	12/19/11	HOWARD	w 107-50	11111
Rebounds per game	34.3	31.8	12/22/11	UMBC	w 89-47	12665
Rebounding margin	+2.6	-	* 12/28/11	at Michigan State	L 65-80	14797
ASSISTS	293	212	* 12/31/11	OHIO STATE	w 74-70	17472
Assists per game	14.0	10.1	* 01/05/12	MICHIGAN	w 73-71	16020
TURNOVERS	279	312	* 01/08/12	at Penn State	w 88-82	8250
Turnovers per game	13.3	14.9	* 01/12/12	MINNESOTA	L 74-77	17373
Turnover margin	+1.6	-	* 01/15/12	at Ohio State	L 63-80	18809
Assist/turnover ratio	1.1	0.7	* 01/18/12	at Nebraska	L 69-70	10438
STEALS	155	143	* 01/22/12	PENN STATE	w 73-54	17248
Steals per game	7.4	6.8	* 01/26/12	at Wisconsin	L 50-57	17230
BLOCKS	74	84				
Blocks per game	3.5	4.0				
ATTENDANCE	208976	114825				
Home games-Avg/Game	13-16075	7-13680				
Neutral site-Avg/Game	-	1-19064				

# = Hoosier Invitational  
 ^ = Big Ten/ACC Challenge  
 \$ = Close The Gap Crossroads Classic (Indianapolis)  
 \* = Conference game

Score by Periods	1st	2nd	Totals
Indiana	748	899	1647
Opponents	616	742	1358

### 2011-12 BIG TEN STATS

RECORD:	OVERALL	HOME	AWAY	NEUTRAL
ALL GAMES	4-5	3-1	1-4	0-0
CONFERENCE	4-5	3-1	1-4	0-0
NON-CONFERENCE	0-0	0-0	0-0	0-0

#	Player	gp-gs	min	avg	Total		3-Point		F-Throw		Rebounds					pts	avg					
					fg-fga	fg%	3fg-fga	3fg%	ft-fa	ft%	off	def	tot	avg	pf			dq	a	to	blk	stl
40	Zeller, Cody	9-9	244	27.1	49-79	.620	0-0	.000	30-37	.811	17	26	43	4.8	32	1	7	14	11	6	128	14.2
02	Watford, Christian	9-9	292	32.4	37-89	.416	17-36	.472	28-41	.683	9	48	57	6.3	20	0	14	24	5	4	119	13.2
01	Hulls, Jordan	9-9	296	32.9	34-79	.430	19-46	.413	24-28	.857	2	29	31	3.4	24	1	26	21	1	8	111	12.3
04	Oladipo, Victor	9-9	248	27.6	27-66	.409	3-18	.167	9-17	.529	13	31	44	4.9	20	0	12	17	7	15	66	7.3
12	Jones III, Verdell	9-9	251	27.9	26-63	.413	1-7	.143	12-18	.667	5	19	24	2.7	22	1	29	24	0	6	65	7.2
30	Roth, Matt	9-0	145	16.1	19-28	.679	17-26	.654	7-7	1.000	2	4	6	0.7	6	0	4	1	0	1	62	6.9
10	Sheehey, Will	5-0	87	17.4	14-30	.467	2-7	.286	4-7	.571	4	8	12	2.4	14	2	2	7	1	1	34	6.8
32	Elston, Derek	9-0	92	10.2	10-20	.500	1-1	1.000	2-4	.500	4	18	22	2.4	10	0	0	7	4	1	23	2.6
23	Abell, Remy	8-0	42	5.3	4-11	.364	3-5	.600	1-2	.500	4	1	5	0.6	2	0	0	2	0	0	12	1.5
25	Pritchard, Tom	9-0	94	10.4	4-6	.667	0-0	.000	1-2	.500	7	5	12	1.3	16	0	2	1	3	0	9	1.0
13	Etherington, Austin	2-0	2	1.0	0-0	.000	0-0	.000	0-1	.000	0	0	0	0.0	1	0	0	0	0	0	0	0.0
11	Moore, Daniel	2-0	7	3.5	0-0	.000	0-0	.000	0-0	.000	0	0	0	0.0	2	0	1	1	0	0	0	0.0
Team											14	11	25				4					
Total.....		9	1800		224-471	.476	63-146	.432	118-164	.720	81	200	281	31.2	169	5	97	123	32	42	629	69.9
Opponents.....		9	1800		226-497	.455	55-167	.329	134-182	.736	95	186	281	31.2	167	4	111	94	41	61	641	71.2

**TEAM STATISTICS**

	IND	OPP
SCORING	629	641
Points per game	69.9	71.2
Scoring margin	-1.3	-
FIELD GOALS-ATT	224-471	226-497
Field goal pct	.476	.455
3 POINT FG-ATT	63-146	55-167
3-point FG pct	.432	.329
3-pt FG made per game	7.0	6.1
FREE THROWS-ATT	118-164	134-182
Free throw pct	.720	.736
F-Throws made per game	13.1	14.9
REBOUNDS	281	281
Rebounds per game	31.2	31.2
Rebounding margin	+0.0	-
ASSISTS	97	111
Assists per game	10.8	12.3
TURNOVERS	123	94
Turnovers per game	13.7	10.4
Turnover margin	-3.2	-
Assist/turnover ratio	0.8	1.2
STEALS	42	61
Steals per game	4.7	6.8
BLOCKS	32	41
Blocks per game	3.6	4.6
ATTENDANCE	68113	69524
Home games-Avg/Game	4-17028	5-13905
Neutral site-Avg/Game	-	0-0

Date	Opponent		Score	Att.
* 12/28/11	at Michigan State	L	65-80	14797
* 12/31/11	OHIO STATE	W	74-70	17472
* 01/05/12	MICHIGAN	W	73-71	16020
* 01/08/12	at Penn State	W	88-82	8250
* 01/12/12	MINNESOTA	L	74-77	17373
* 01/15/12	at Ohio State	L	63-80	18809
* 01/18/12	at Nebraska	L	69-70	10438
* 01/22/12	PENN STATE	W	73-54	17248
* 01/26/12	at Wisconsin	L	50-57	17230

# = Hoosier Invitational  
 ^ = Big Ten/ACC Challenge  
 \$ = Close The Gap Crossroads Classic (Indianapolis)  
 \* = Conference game

Score by Periods	1st	2nd	Totals
Indiana	286	343	629
Opponents	297	344	641





2011-12 Indiana Basketball  
Indiana Season/Career Statistics (as of Jan 26, 2012)  
All games



SEASON STATISTICS											CAREER STATISTICS										
SUMMARY	gp-gs	min/g	fg%	3fg%	ft%	r/g	a/g	stl	blk	pts/g	gp-gs	min/g	fg%	3fg%	ft%	r/g	a/g	stl	blk	pts/g	
Zeller, Cody	21-21	27.4	.644	.000	.779	6.2	1.0	31	31	14.7	21-21	27.4	.644	.000	.779	6.2	1.0	31	31	14.7	
Watford, Christian	21-21	28.3	.438	.486	.728	5.6	1.4	14	10	12.6	81-80	28.7	.408	.403	.804	5.7	1.0	52	41	13.6	
Hulls, Jordan	21-21	30.1	.506	.489	.894	2.8	3.3	23	1	12.2	84-70	28.7	.469	.430	.881	2.3	2.5	70	7	9.6	
Oladipo, Victor	21-21	25.8	.479	.242	.667	5.1	1.6	36	11	10.1	53-26	21.1	.512	.271	.636	4.3	1.2	70	18	8.5	
Sheehey, Will	16-0	19.2	.477	.400	.692	3.0	1.1	5	2	9.5	48-7	15.6	.481	.354	.674	2.4	0.6	19	7	6.4	
Jones III, Verdell	21-21	26.7	.396	.320	.732	3.0	3.4	16	3	7.9	108-101	28.9	.423	.300	.723	3.3	3.4	92	38	11.9	
Roth, Matt	19-0	11.8	.604	.600	1.000	0.6	0.5	4	1	5.2	80-7	14.0	.417	.410	.878	0.8	0.4	26	4	5.1	
Elston, Derek	19-0	11.9	.557	.500	.471	2.5	0.3	5	7	4.3	81-17	14.5	.501	.333	.615	3.6	0.3	40	27	5.1	
Abell, Remy	18-0	7.2	.394	.417	.714	0.7	0.7	6	1	2.8	18-0	7.2	.394	.417	.714	0.7	0.7	6	1	2.8	
Etherington, Austin	10-0	5.9	.500	.286	.800	1.1	0.1	2	1	1.8	10-0	5.9	.500	.286	.800	1.1	0.1	2	1	1.8	
Pritchard, Tom	21-0	10.1	.636	.000	.500	1.4	0.4	2	5	1.4	115-75	20.1	.532	.000	.502	4.0	0.7	43	70	4.7	
Barnett, Kory	9-0	1.9	.500	.333	.000	0.3	0.2	1	0	0.6	41-0	2.2	.176	.154	.250	0.3	0.1	2	1	0.2	
Smith, Raphael	7-0	1.4	.000	.000	1.000	0.3	0.0	0	0	0.3	7-0	1.4	.000	.000	1.000	0.3	0.0	0	0	0.3	
Moore, Daniel	13-0	6.8	.000	.000	.667	0.6	0.9	9	0	0.2	99-10	10.1	.431	.333	.708	0.8	1.2	56	0	1.5	
Wayer, Taylor	6-0	1.5	.000	.000	.000	0.2	0.0	0	0	0.0	15-0	1.3	.333	.333	.000	0.2	0.0	0	0	0.2	
Howard, Jeff	7-0	1.9	.000	.000	.000	0.3	0.1	1	1	0.0	17-0	2.1	.000	.000	.500	0.5	0.1	1	1	0.2	
SCORING	fg-fga	fg%	3fg-fga	3fg%	ft-fa	ft%	pts	pts/g	fg-fga	fg%	3fg-fga	3fg%	ft-fa	ft%	pts	pts/g					
Zeller, Cody	114-177	.644	0-0	.000	81-104	.779	309	14.7	114-177	.644	0-0	.000	81-104	.779	309	14.7					
Watford, Christian	85-194	.438	35-72	.486	59-81	.728	264	12.6	348-853	.408	87-216	.403	315-392	.804	1098	13.6					
Hulls, Jordan	84-166	.506	46-94	.489	42-47	.894	256	12.2	270-576	.469	148-344	.430	118-134	.881	806	9.6					
Oladipo, Victor	79-165	.479	8-33	.242	46-69	.667	212	10.1	167-326	.512	16-59	.271	98-154	.636	448	8.5					
Sheehey, Will	53-111	.477	10-25	.400	36-52	.692	152	9.5	115-239	.481	17-48	.354	60-89	.674	307	6.4					
Jones III, Verdell	53-134	.396	8-25	.320	52-71	.732	166	7.9	435-1029	.423	66-220	.300	352-487	.723	1288	11.9					
Roth, Matt	29-48	.604	27-45	.600	13-13	1.000	98	5.2	126-302	.417	111-271	.410	43-49	.878	406	5.1					
Elston, Derek	34-61	.557	6-12	.500	8-17	.471	82	4.3	169-337	.501	18-54	.333	59-96	.615	415	5.1					
Abell, Remy	13-33	.394	5-12	.417	20-28	.714	51	2.8	13-33	.394	5-12	.417	20-28	.714	51	2.8					
Etherington, Austin	6-12	.500	2-7	.286	4-5	.800	18	1.8	6-12	.500	2-7	.286	4-5	.800	18	1.8					
Pritchard, Tom	14-22	.636	0-0	.000	2-4	.500	30	1.4	217-408	.532	0-1	.000	107-213	.502	541	4.7					
Barnett, Kory	2-4	.500	1-3	.333	0-2	.000	5	0.6	3-17	.176	2-13	.154	2-8	.250	10	0.2					
Smith, Raphael	0-3	.000	0-1	.000	2-2	1.000	2	0.3	0-3	.000	0-1	.000	2-2	1.000	2	0.3					
Moore, Daniel	0-4	.000	0-1	.000	2-3	.667	2	0.2	44-102	.431	9-27	.333	51-72	.708	148	1.5					
Wayer, Taylor	0-1	.000	0-1	.000	0-0	.000	0	0.0	1-3	.333	1-3	.333	0-2	.000	3	0.2					
Howard, Jeff	0-2	.000	0-0	.000	0-2	.000	0	0.0	0-5	.000	0-0	.000	3-6	.500	3	0.2					
TOTALS	o-reb	d-reb	t-reb	pf	fo	ast	to	a/to	o-reb	d-reb	t-reb	pf	fo	ast	to	a/to					
Zeller, Cody	47	83	130	59	1	21	32	0.7	47	83	130	59	1	21	32	0.7					
Watford, Christian	26	92	118	43	0	29	43	0.7	127	334	461	177	2	79	170	0.5					
Hulls, Jordan	6	53	59	42	1	69	46	1.5	36	161	197	162	3	208	137	1.5					
Oladipo, Victor	35	73	108	54	0	34	40	0.9	86	141	227	123	2	62	84	0.7					
Sheehey, Will	17	31	48	36	2	17	22	0.8	48	67	115	97	5	29	49	0.6					
Jones III, Verdell	16	46	62	46	1	71	56	1.3	78	282	360	224	3	365	325	1.1					
Roth, Matt	3	8	11	8	0	10	2	5.0	15	52	67	56	0	29	21	1.4					
Elston, Derek	10	38	48	24	0	5	11	0.5	96	194	290	152	4	25	73	0.3					
Abell, Remy	6	7	13	9	0	12	7	1.7	6	7	13	9	0	12	7	1.7					
Etherington, Austin	3	8	11	10	0	1	1	1.0	3	8	11	10	0	1	1	1.0					
Pritchard, Tom	10	20	30	37	0	9	5	1.8	198	257	455	329	10	80	132	0.6					
Barnett, Kory	0	3	3	1	0	2	1	2.0	2	9	11	4	0	3	4	0.8					
Smith, Raphael	0	2	2	0	0	0	2	0.0	0	2	2	0	0	0	2	0.0					
Moore, Daniel	2	6	8	12	0	12	6	2.0	19	65	84	125	2	118	98	1.2					
Wayer, Taylor	0	1	1	1	0	0	0	0.0	1	2	3	3	0	0	0	0.0					
Howard, Jeff	2	0	2	2	0	1	1	1.0	5	4	9	3	0	1	3	0.3					

INDIANA TEAM GAME-BY-GAME STATS

Opponent	Date	Score	Total		3-Pointers		Free throws		Rebounds				pf	a	t/o	blk	stl	pts	avg	
			fg-fga	pct	3fg-fga	pct	ft-fa	pct	off	def	tot	avg								
STONY BROOK	11/11/11	96-66	W	34-52	.654	7-14	.500	21-24	.875	8	24	32	32.0	14	21	14	2	9	96	96.0
CHATTANOOGA	11/13/11	78-53	W	25-50	.500	7-18	.389	21-31	.677	6	30	36	34.0	19	12	18	7	15	78	87.0
at Evansville	11/16/11	94-73	W	33-59	.559	11-21	.524	17-25	.680	9	28	37	35.0	22	24	12	5	7	94	89.3
SAVANNAH ST.	11/19/11	94-65	W	28-49	.571	3-6	.500	35-47	.745	11	20	31	34.0	25	16	9	1	8	94	90.5
GARDNER-WEBB	11/21/11	73-49	W	29-59	.492	3-18	.167	12-23	.522	14	28	42	35.6	19	19	13	1	5	73	87.0
BUTLER	11/27/11	75-59	W	19-47	.404	8-13	.615	29-36	.806	12	24	36	35.7	18	9	16	6	14	75	85.0
at NC State	11/30/11	86-75	W	30-62	.484	7-13	.538	19-23	.826	12	25	37	35.9	20	8	13	4	10	86	85.1
STETSON	12/04/11	84-50	W	34-66	.515	5-13	.385	11-14	.786	10	26	36	35.9	10	20	9	7	13	84	85.0
KENTUCKY	12/10/11	73-72	W	25-58	.431	9-15	.600	14-17	.824	14	16	30	35.2	16	12	18	2	7	73	83.7
vs Notre Dame	12/17/11	69-58	W	24-57	.421	3-7	.429	18-22	.818	16	24	40	35.7	25	9	11	2	4	69	82.2
HOWARD	12/19/11	107-50	W	35-52	.673	11-20	.550	26-37	.703	7	31	38	35.9	12	27	8	2	9	107	84.5
UMBC	12/22/11	89-47	W	26-55	.473	11-27	.407	26-37	.703	17	28	45	36.7	15	19	15	3	12	89	84.8
at Michigan State	12/28/11	65-80	L	27-64	.422	6-17	.353	5-9	.556	13	18	31	36.2	18	10	13	3	4	65	83.3
OHIO STATE	12/31/11	74-70	W	27-59	.458	5-13	.385	15-22	.682	9	19	28	35.6	20	6	12	4	7	74	82.6
MICHIGAN	01/05/12	73-71	W	27-49	.551	7-11	.636	12-19	.632	7	24	31	35.3	15	15	15	6	5	73	82.0
at Penn State	01/08/12	88-82	W	24-47	.511	16-24	.667	24-32	.750	7	26	33	35.2	23	17	16	3	5	88	82.4
MINNESOTA	01/12/12	74-77	L	24-55	.436	4-18	.222	22-25	.880	14	21	35	35.2	19	6	16	5	6	74	81.9
at Ohio State	01/15/12	63-80	L	24-55	.436	7-21	.333	8-11	.727	10	18	28	34.8	19	12	17	2	4	63	80.8
at Nebraska	01/18/12	69-70	L	26-51	.510	8-18	.444	9-13	.692	5	29	34	34.7	12	17	2	3	69	80.2	
PENN STATE	01/22/12	73-54	W	24-45	.533	7-16	.438	18-23	.783	8	23	31	34.5	25	10	9	6	5	73	79.8
at Wisconsin	01/26/12	50-57	L	21-46	.457	3-8	.375	5-10	.500	8	22	30	34.3	18	4	10	1	3	50	78.4
Indiana		1647		566-1137	.498	148-331	.447	367-500	.734	217	504	721	34.3	384	293	279	74	155	1647	78.4
Opponents		1358		480-1159	.414	113-355	.318	285-414	.688	246	421	667	31.8	427	212	312	84	143	1358	64.7

OPPONENT GAME-BY-GAME STATS

Opponent	Date	Score	Total		3-Pointers		Free throws		Rebounds				pf	a	t/o	blk	stl	pts	avg	
			fg-fga	pct	3fg-fga	pct	ft-fa	pct	off	def	tot	avg								
STONY BROOK	11/11/11	96-66	W	26-62	.419	5-20	.250	9-15	.600	16	10	26	26.0	20	8	16	1	5	66	66.0
CHATTANOOGA	11/13/11	78-53	W	17-63	.270	8-22	.364	11-16	.688	20	25	45	35.5	24	11	25	0	8	53	59.5
at Evansville	11/16/11	94-73	W	24-56	.429	7-16	.438	18-27	.667	10	22	32	34.3	25	12	16	5	5	73	64.0
SAVANNAH ST.	11/19/11	94-65	W	22-50	.440	4-12	.333	17-24	.708	12	18	30	33.2	28	5	16	1	3	65	64.2
GARDNER-WEBB	11/21/11	73-49	W	18-49	.367	6-22	.273	7-16	.438	7	23	30	32.6	25	6	19	2	5	49	61.2
BUTLER	11/27/11	75-59	W	21-55	.382	5-18	.278	12-22	.545	16	18	34	32.8	22	7	21	4	13	59	60.8
at NC State	11/30/11	86-75	W	28-66	.424	3-10	.300	16-22	.727	18	22	40	33.9	19	14	15	10	7	75	62.9
STETSON	12/04/11	84-50	W	17-53	.321	8-20	.400	8-13	.615	12	24	36	34.1	14	8	23	1	6	50	61.2
KENTUCKY	12/10/11	73-72	W	30-54	.556	2-7	.286	10-17	.588	10	20	30	33.7	13	9	17	7	10	72	62.4
vs Notre Dame	12/17/11	69-58	W	16-42	.381	4-11	.364	22-32	.688	7	21	28	33.1	20	9	12	5	6	58	62.0
HOWARD	12/19/11	107-50	W	19-62	.306	3-15	.200	9-11	.818	13	17	30	32.8	25	5	19	3	4	50	60.9
UMBC	12/22/11	89-47	W	16-50	.320	3-15	.200	12-17	.706	10	15	25	32.2	25	7	19	4	10	47	59.8
at Michigan State	12/28/11	65-80	L	29-53	.547	5-13	.385	17-22	.773	8	25	33	32.2	14	14	9	6	9	80	61.3
OHIO STATE	12/31/11	74-70	W	24-49	.490	3-11	.273	19-26	.731	9	26	35	32.4	22	11	17	5	6	70	61.9
MICHIGAN	01/05/12	73-71	W	27-58	.466	10-24	.417	7-11	.636	9	21	30	32.3	17	13	12	1	8	71	62.5
at Penn State	01/08/12	88-82	W	27-59	.458	7-23	.304	21-25	.840	9	19	28	32.0	26	13	9	3	8	82	63.8
MINNESOTA	01/12/12	74-77	L	29-62	.468	6-17	.353	13-18	.722	16	17	33	32.1	25	16	11	8	77	64.5	
at Ohio State	01/15/12	63-80	L	31-57	.544	6-15	.400	12-19	.632	11	22	33	32.1	15	16	12	5	10	80	65.4
at Nebraska	01/18/12	69-70	L	23-61	.377	10-30	.333	14-19	.737	10	22	32	32.1	15	15	10	3	8	70	65.6
PENN STATE	01/22/12	73-54	W	17-50	.340	4-17	.235	16-23	.696	15	15	30	32.0	23	5	8	2	1	54	65.1
at Wisconsin	01/26/12	50-57	L	19-48	.396	4-17	.235	15-19	.789	8	19	27	31.8	10	8	6	8	3	57	64.7
Opponents		1358		480-1159	.414	113-355	.318	285-414	.688	246	421	667	31.8	427	212	312	84	143	1358	64.7
Indiana		1647		566-1137	.498	148-331	.447	367-500	.734	217	504	721	34.3	384	293	279	74	155	1647	78.4

COMPARISON STATS

Opponent	1st	2nd	Score	Mar	Total FG	FG Pct	3-Pointers	3FG Pct	Free Throws	FT Pct	Rebounds	Assist	T/Over	Block	Steal	Fouls	
STONY BROOK	45/28	51/38	96-66	+30	34-52/26-62	.654/.419	7-14/5-20	.500/.250	21-24/9-15	.875/.600	32/26	+6	21/8	14/16	2/1	9/5	14/20
CHATTANOOGA	36/24	42/29	78-53	+25	25-50/17-63	.500/.270	7-18/8-22	.389/.364	21-31/11-16	.677/.688	36/45	(9)	12/11	18/25	7/0	15/8	19/24
Evansville	51/27	43/46	94-73	+21	33-59/24-56	.559/.429	11-21/7-16	.524/.438	17-25/18-27	.680/.667	37/32	+5	24/12	12/16	5/5	7/5	22/25
SAVANNAH ST.	46/31	48/34	94-65	+29	28-49/22-50	.571/.440	3-6/4-12	.500/.333	35-47/17-24	.745/.708	31/30	+1	16/5	9/16	1/1	8/3	25/28
GARDNER-WEBB	34/23	39/26	73-49	+24	29-59/18-49	.492/.367	3-18/6-22	.167/.273	12-23/7-16	.522/.438	42/30	+12	19/6	13/19	1/2	5/5	19/25
BUTLER	31/28	44/31	75-59	+16	19-47/21-55	.404/.382	8-13/5-18	.615/.278	29-36/12-22	.806/.545	36/34	+2	9/7	16/21	6/4	14/13	18/22
NC State	41/42	45/33	86-75	+11	30-62/28-66	.484/.424	7-13/3-10	.538/.300	19-23/16-22	.826/.727	37/40	(3)	8/14	13/15	4/10	10/7	20/19
STETSON	33/29	51/21	84-50	+34	34-66/17-53	.515/.321	5-13/8-20	.385/.400	11-14/8-13	.786/.615	36/36	-	20/8	9/23	7/1	13/6	10/14
KENTUCKY	30/29	43/43	73-72	+1	25-58/30-54	.431/.556	9-15/2-7	.600/.286	14-17/10-17	.824/.588	30/30	-	12/9	18/17	2/7	7/10	16/13
Notre Dame	26/20	43/38	69-58	+11	24-57/16-42	.421/.381	3-7/4-11	.429/.364	18-22/22-32	.818/.688	40/28	+12	9/9	11/12	2/5	4/6	25/20
HOWARD	52/15	55/35	107-50	+57	35-52/19-62	.673/.306	11-20/3-15	.550/.200	26-37/9-11	.703/.818	38/30	+8	27/5	8/19	2/3	9/4	12/25
UMBC	37/23	52/24	89-47	+42	26-55/16-50	.473/.320	11-27/3-15	.407/.200	14-17/10-17	.703/.706	45/25	+20	19/7	15/19	3/4	12/10	15/25
Michigan State	29/36	36/44	65-80	(15)	27-64/29-53	.422/.547	6-17/5-13	.353/.385	5-9/17-22	.556/.773	31/33	(2)	10/14	13/9	3/6	4/9	18/14
OHIO STATE	33/32	41/38	74-70	+4	27-59/24-49	.458/.490	5-13/3-11	.385/.273	15-22/19-26	.682/.731	28/35	(7)	6/11	12/17	4/5	7/6	20/22
MICHIGAN	39/32	34/39	73-71	+2	27-49/27-58	.551/.466	7-11/10-24	.636/.417	12-19/7-11	.632/.636	31/30	+1	15/13	15/12	6/1	5/8	15/17
Penn State	42/37	46/45	88-82	+6	24-47/27-59	.511/.458	16-24/7-23	.667/.304	24-32/21-25	.750/.840	33/28	+5	17/13	16/9	3/3	5/8	23/26
MINNESOTA	34/37	40/40	74-77	(3)	24-55/29-62	.436/.468	4-18/6-17	.222/.353	22-25/13-18	.880/.722	35/33	+2	6/16	16/11	5/8	6/8	19/25
Ohio State	14/35	49/45	63-80	(17)	24-55/31-57	.436/.544	7-21/6-15	.333/.400	8-11/12-19	.727/.632							

## INDIANA TEAM GAME HIGHS

POINTS	107	HOWARD (12/19/11)
	96	STONY BROOK (11/11/11)
	94	SAVANNAH ST. (11/19/11)
	94	at Evansville (11/16/11)
	89	UMBC (12/22/11)
FIELD GOALS MADE	35	HOWARD (12/19/11)
	34	STETSON (12/04/11)
	34	STONY BROOK (11/11/11)
FIELD GOAL ATTEMPTS	66	STETSON (12/04/11)
	64	at Michigan State (12/28/11)
FIELD GOAL PERCENTAGE	.673 (35-52)	HOWARD (12/19/11)
	.654 (34-52)	STONY BROOK (11/11/11)
3 PT FIELD GOALS MADE	16	at Penn State (01/08/12)
	11	UMBC (12/22/11)
	11	HOWARD (12/19/11)
	11	at Evansville (11/16/11)
3 PT FG ATTEMPTS	27	UMBC (12/22/11)
	24	at Penn State (01/08/12)
3 PT FG PERCENTAGE	.667 (16-24)	at Penn State (01/08/12)
	.636 (7-11)	MICHIGAN (01/05/12)
FREE THROWS MADE	35	SAVANNAH ST. (11/19/11)
	29	BUTLER (11/27/11)
FREE THROW ATTEMPTS	47	SAVANNAH ST. (11/19/11)
	37	UMBC (12/22/11)
	37	HOWARD (12/19/11)
FREE THROW PERCENTAGE	.880 (22-25)	MINNESOTA (01/12/12)
	.875 (21-24)	STONY BROOK (11/11/11)
REBOUNDS	45	UMBC (12/22/11)
	42	GARDNER-WEBB (11/21/11)
ASSISTS	27	HOWARD (12/19/11)
	24	at Evansville (11/16/11)
STEALS	15	CHATTANOOGA (11/13/11)
	14	BUTLER (11/27/11)
BLOCKED SHOTS	7	STETSON (12/04/11)
	7	CHATTANOOGA (11/13/11)
TURNOVERS	18	KENTUCKY (12/10/11)
	18	CHATTANOOGA (11/13/11)
FOULS	25	PENN STATE (01/22/12)
	25	vs Notre Dame (12/17/11)

## INDIANA TEAM GAME LOWS

POINTS	50	at Wisconsin (01/26/12)
	63	at Ohio State (01/15/12)
	65	at Michigan State (12/28/11)
	69	vs Notre Dame (12/17/11)
	69	at Nebraska (01/18/12)
FIELD GOALS MADE	19	BUTLER (11/27/11)
	21	at Wisconsin (01/26/12)
FIELD GOAL ATTEMPTS	45	PENN STATE (01/22/12)
	46	at Wisconsin (01/26/12)
FIELD GOAL PERCENTAGE	.404 (19-47)	BUTLER (11/27/11)
	.421 (24-57)	vs Notre Dame (12/17/11)
3 PT FIELD GOALS MADE	3	SAVANNAH ST. (11/19/11)
	3	GARDNER-WEBB (11/21/11)
	3	vs Notre Dame (12/17/11)
	3	at Wisconsin (01/26/12)
3 PT FG ATTEMPTS	6	SAVANNAH ST. (11/19/11)
	7	vs Notre Dame (12/17/11)
3 PT FG PERCENTAGE	.167 (3-18)	GARDNER-WEBB (11/21/11)
	.222 (4-18)	MINNESOTA (01/12/12)
FREE THROWS MADE	5	at Michigan State (12/28/11)
	5	at Wisconsin (01/26/12)
FREE THROW ATTEMPTS	9	at Michigan State (12/28/11)
	10	at Wisconsin (01/26/12)
FREE THROW PERCENTAGE	.500 (5-10)	at Wisconsin (01/26/12)
	.522 (12-23)	GARDNER-WEBB (11/21/11)
REBOUNDS	28	OHIO STATE (12/31/11)
	28	at Ohio State (01/15/12)
ASSISTS	4	at Wisconsin (01/26/12)
	6	OHIO STATE (12/31/11)
	6	MINNESOTA (01/12/12)
STEALS	3	at Nebraska (01/18/12)
	3	at Wisconsin (01/26/12)
BLOCKED SHOTS	1	SAVANNAH ST. (11/19/11)
	1	GARDNER-WEBB (11/21/11)
	1	at Wisconsin (01/26/12)
TURNOVERS	8	HOWARD (12/19/11)
	9	SAVANNAH ST. (11/19/11)
	9	STETSON (12/04/11)
	9	PENN STATE (01/22/12)
FOULS	10	STETSON (12/04/11)
	12	HOWARD (12/19/11)
	12	at Nebraska (01/18/12)

## OPPONENT TEAM GAME HIGHS

POINTS	82	at Penn State (01/08/12)
	80	at Ohio State (01/15/12)
	80	at Michigan State (12/28/11)
	77	MINNESOTA (01/12/12)
	75	at NC State (11/30/11)
FIELD GOALS MADE	31	at Ohio State (01/15/12)
	30	KENTUCKY (12/10/11)
FIELD GOAL ATTEMPTS	66	at NC State (11/30/11)
	63	CHATTANOOGA (11/13/11)
FIELD GOAL PERCENTAGE	.556 (30-54)	KENTUCKY (12/10/11)
	.547 (29-53)	at Michigan State (12/28/11)
3 PT FIELD GOALS MADE	10	at Nebraska (01/18/12)
	10	MICHIGAN (01/05/12)
3 PT FG ATTEMPTS	30	at Nebraska (01/18/12)
	24	MICHIGAN (01/05/12)
3 PT FG PERCENTAGE	.438 (7-16)	at Evansville (11/16/11)
	.417 (10-24)	MICHIGAN (01/05/12)
FREE THROWS MADE	22	vs Notre Dame (12/17/11)
	21	at Penn State (01/08/12)
FREE THROW ATTEMPTS	32	vs Notre Dame (12/17/11)
	27	at Evansville (11/16/11)
FREE THROW PERCENTAGE	.840 (21-25)	at Penn State (01/08/12)
	.818 (9-11)	HOWARD (12/19/11)
REBOUNDS	45	CHATTANOOGA (11/13/11)
	40	at NC State (11/30/11)
ASSISTS	16	at Ohio State (01/15/12)
	16	MINNESOTA (01/12/12)
STEALS	13	BUTLER (11/27/11)
	10	at Ohio State (01/15/12)
	10	UMBC (12/22/11)
	10	KENTUCKY (12/10/11)
BLOCKED SHOTS	10	at NC State (11/30/11)
	8	at Wisconsin (01/26/12)
	8	MINNESOTA (01/12/12)
TURNOVERS	25	CHATTANOOGA (11/13/11)
	23	STETSON (12/04/11)
FOULS	28	SAVANNAH ST. (11/19/11)
	26	at Penn State (01/08/12)

## OPPONENT TEAM GAME LOWS

POINTS	47	UMBC (12/22/11)
	49	GARDNER-WEBB (11/21/11)
	50	STETSON (12/04/11)
	50	HOWARD (12/19/11)
	53	CHATTANOOGA (11/13/11)
FIELD GOALS MADE	16	vs Notre Dame (12/17/11)
	16	UMBC (12/22/11)
FIELD GOAL ATTEMPTS	42	vs Notre Dame (12/17/11)
	48	at Wisconsin (01/26/12)
FIELD GOAL PERCENTAGE	.270 (17-63)	CHATTANOOGA (11/13/11)
	.306 (19-62)	HOWARD (12/19/11)
3 PT FIELD GOALS MADE	2	KENTUCKY (12/10/11)
	3	at NC State (11/30/11)
	3	HOWARD (12/19/11)
	3	UMBC (12/22/11)
	3	OHIO STATE (12/31/11)
3 PT FG ATTEMPTS	7	KENTUCKY (12/10/11)
	10	at NC State (11/30/11)
3 PT FG PERCENTAGE	.200 (3-15)	HOWARD (12/19/11)
	.200 (3-15)	UMBC (12/22/11)
FREE THROWS MADE	7	GARDNER-WEBB (11/21/11)
	7	MICHIGAN (01/05/12)
FREE THROW ATTEMPTS	11	HOWARD (12/19/11)
	11	MICHIGAN (01/05/12)
FREE THROW PERCENTAGE	.438 (7-16)	GARDNER-WEBB (11/21/11)
	.545 (12-22)	BUTLER (11/27/11)
REBOUNDS	25	UMBC (12/22/11)
	26	STONY BROOK (11/11/11)
ASSISTS	5	SAVANNAH ST. (11/19/11)
	5	HOWARD (12/19/11)
	5	PENN STATE (01/22/12)
STEALS	1	PENN STATE (01/22/12)
	3	SAVANNAH ST. (11/19/11)
	3	at Wisconsin (01/26/12)
BLOCKED SHOTS	0	CHATTANOOGA (11/13/11)
	1	STONY BROOK (11/11/11)
	1	SAVANNAH ST. (11/19/11)
	1	STETSON (12/04/11)
	1	MICHIGAN (01/05/12)
TURNOVERS	6	at Wisconsin (01/26/12)
	8	PENN STATE (01/22/12)
FOULS	10	at Wisconsin (01/26/12)
	13	KENTUCKY (12/10/11)

## INDIANA PLAYER GAME HIGHS

Points	28	Hulls, Jordan at Penn State (01/08/12)
	26	Watford, Christian at Michigan State (12/28/11)
	25	Watford, Christian vs Michigan (01/05/12)
	23	Zeller, Cody vs Minnesota (01/12/12)
	23	Zeller, Cody vs Savannah St. (11/19/11)
Field Goals Made	9	Watford, Christian at Michigan State (12/28/11)
	8	Watford, Christian vs Michigan (01/05/12)
	8	Zeller, Cody vs Michigan (01/05/12)
	8	Watford, Christian vs UMBC (12/22/11)
	8	Zeller, Cody vs Notre Dame (12/17/11)
	8	Watford, Christian vs Kentucky (12/10/11)
	8	Zeller, Cody at NC State (11/30/11)
Field Goal Att.	16	Watford, Christian at Michigan State (12/28/11)
	15	Watford, Christian vs Kentucky (12/10/11)
FG Pct (min 5 made)	.875 (7-8)	Zeller, Cody vs Penn State (01/22/12)
	.857 (6-7)	Oladipo, Victor vs Notre Dame (12/17/11)
	.857 (6-7)	Zeller, Cody vs Savannah St. (11/19/11)
	.857 (6-7)	Watford, Christian vs Savannah St. (11/19/11)
	.857 (6-7)	Zeller, Cody at Evansville (11/16/11)
3-Point FG Made	7	Hulls, Jordan at Penn State (01/08/12)
	6	Hulls, Jordan vs Chattanooga (11/13/11)
3-Point FG Att.	9	Hulls, Jordan at Penn State (01/08/12)
	9	Hulls, Jordan vs Chattanooga (11/13/11)
3-Pt FG Pct (min 4 made)	1.000 (4-4)	Jones III, Verdell at Evansville (11/16/11)
	.833 (5-6)	Roth, Matt at Penn State (01/08/12)
Free Throws Made	11	Zeller, Cody vs Savannah St. (11/19/11)
	9	Zeller, Cody vs Minnesota (01/12/12)
	9	Sheehey, Will vs Savannah St. (11/19/11)
Free Throw Att.	13	Zeller, Cody vs Savannah St. (11/19/11)
	12	Sheehey, Will vs Savannah St. (11/19/11)
FT Pct (min 5 made)	1.000 (9-9)	Zeller, Cody vs Minnesota (01/12/12)
	1.000 (7-7)	Roth, Matt at Penn State (01/08/12)
	1.000 (6-6)	Hulls, Jordan vs Penn State (01/22/12)
	1.000 (6-6)	Jones III, Verdell vs Ohio State (12/31/11)
	1.000 (6-6)	Watford, Christian vs Notre Dame (12/17/11)
	1.000 (5-5)	Hulls, Jordan at NC State (11/30/11)
	1.000 (5-5)	Watford, Christian vs Savannah St. (11/19/11)
Rebounds	10	Watford, Christian at Nebraska (01/18/12)
	10	Watford, Christian at Michigan State (12/28/11)
	10	Watford, Christian vs UMBC (12/22/11)
	10	Zeller, Cody vs Stony Brook (11/11/11)
Assists	7	Jones III, Verdell vs Howard (12/19/11)
	7	Jones III, Verdell at Evansville (11/16/11)
	7	Jones III, Verdell vs Stony Brook (11/11/11)
Steals	6	Zeller, Cody vs Chattanooga (11/13/11)
	4	Oladipo, Victor vs UMBC (12/22/11)
	4	Hulls, Jordan vs Kentucky (12/10/11)
	4	Zeller, Cody vs Stetson (12/04/11)
	4	Jones III, Verdell vs Chattanooga (11/13/11)
Blocked Shots	4	Zeller, Cody vs Penn State (01/22/12)
	4	Zeller, Cody vs Stetson (12/04/11)
Turnovers	6	Jones III, Verdell vs Ohio State (12/31/11)
	5	Hulls, Jordan at Ohio State (01/15/12)
	5	Jones III, Verdell vs Kentucky (12/10/11)
	5	Hulls, Jordan vs Kentucky (12/10/11)
	5	Jones III, Verdell vs Chattanooga (11/13/11)
Fouls	5	Sheehey, Will vs Penn State (01/22/12)
	5	Hulls, Jordan vs Minnesota (01/12/12)
	5	Jones III, Verdell at Penn State (01/08/12)
	5	Zeller, Cody vs Ohio State (12/31/11)

## OPPONENT PLAYER GAME HIGHS

Points	28	Smith Jr.,Lenzelle at Ohio State (01/15/12)
	25	Appling, Keith at Michigan State (12/28/11)
	24	WATTAD, Omar vs Chattanooga (11/13/11)
	23	Spencer, Bo at Nebraska (01/18/12)
	21	Frazier, Tim vs Penn State (01/22/12)
	21	Frazier, Tim at Penn State (01/08/12)
Field Goals Made	10	Smith Jr.,Lenzelle at Ohio State (01/15/12)
	9	Kidd-Gilchrist, M. vs Kentucky (12/10/11)
Field Goal Att.	23	Frazier, Tim at Penn State (01/08/12)
	19	Spencer, Bo at Nebraska (01/18/12)
	19	Hardaway Jr, Tim vs Michigan (01/05/12)
FG Pct (min 5 made)	.857 (6-7)	Morgan, Jordan vs Michigan (01/05/12)
	.833 (10-12)	Smith Jr.,Lenzelle at Ohio State (01/15/12)
3-Point FG Made	5	WATTAD, Omar vs Chattanooga (11/13/11)
	4	Spencer, Bo at Nebraska (01/18/12)
	4	Smith Jr.,Lenzelle at Ohio State (01/15/12)
3-Point FG Att.	12	Spencer, Bo at Nebraska (01/18/12)
	10	WATTAD, Omar vs Chattanooga (11/13/11)
3-Pt FG Pct (min 4 made)	.800 (4-5)	Smith Jr.,Lenzelle at Ohio State (01/15/12)
	.500 (5-10)	WATTAD, Omar vs Chattanooga (11/13/11)
Free Throws Made	9	Sullinger,Jared vs Ohio State (12/31/11)
	9	Appling, Keith at Michigan State (12/28/11)
	9	GRANT, Jeran vs Notre Dame (12/17/11)
Free Throw Att.	13	Sullinger,Jared vs Ohio State (12/31/11)
	11	Lamb, Doron vs Kentucky (12/10/11)
FT Pct (min 5 made)	1.000 (8-8)	Evans, Ryan at Wisconsin (01/26/12)
	1.000 (6-6)	Frazier, Tim vs Penn State (01/22/12)
	1.000 (5-5)	Wood,Scott at NC State (11/30/11)
	1.000 (5-5)	WATTAD, Omar vs Chattanooga (11/13/11)
Rebounds	11	Leslie,CJ at NC State (11/30/11)
	10	ZLOVARIC, Drazen vs Chattanooga (11/13/11)
Assists	8	Burke, Trey vs Michigan (01/05/12)
	7	Craft,Aaron at Ohio State (01/22/12)
	7	Frazier, Tim at Penn State (01/08/12)
	7	Appling, Keith at Michigan State (12/28/11)
	7	BELL, Keegan vs Chattanooga (11/13/11)
Steals	5	NORED, Ronald vs Butler (11/27/11)
	4	Neller, Brian vs UMBC (12/22/11)
Blocked Shots	5	Berggren, Jared at Wisconsin (01/26/12)
	3	Ravenel,Evan vs Ohio State (12/31/11)
	3	MARTIN, Scott vs Notre Dame (12/17/11)
	3	Davis, Anthony vs Kentucky (12/10/11)
	3	Leslie,CJ at NC State (11/30/11)
Turnovers	8	Plummer, Chase vs UMBC (12/22/11)
	7	Joel Naburgs vs Stetson (12/04/11)
	7	HOPKINS, Chrishawn vs Butler (11/27/11)
Fouls	5	Glover, Matt vs Penn State (01/22/12)
	5	Williams, Rodney vs Minnesota (01/12/12)
	5	Frazier, Tim at Penn State (01/08/12)
	5	Douglass, Stu vs Michigan (01/05/12)
	5	BOYOMO,Theodore vs Howard (12/19/11)
	5	COOLEY, Jack vs Notre Dame (12/17/11)
	5	Wood,Scott at NC State (11/30/11)
	5	STIGALL, Chase vs Butler (11/27/11)
	5	HARTLEY, Kevin vs Gardner-Webb (11/21/11)
	5	SMITH,Jyles vs Savannah St. (11/19/11)
	5	LOUIS,Arnold vs Savannah St. (11/19/11)
	5	HASSAN,Rashad vs Savannah St. (11/19/11)
	5	Taylor, Troy at Evansville (11/16/11)
	5	EARLY, Chris vs Chattanooga (11/13/11)
	5	ZLOVARIC, Drazen vs Chattanooga (11/13/11)



## INDIANA GAME LEADERS

Opponent	Date	Score	Points	Rebounds	Assists	Steals	Blocked shots
STONY BROOK	11/11/11	96-66	16-Oladipo, Victor Zeller, Cody	10-Zeller, Cody	7-Jones III, Verdell	3-Zeller, Cody	2-Zeller, Cody
CHATTANOOGA	11/13/11	78-53	21-Oladipo, Victor	5-Watford, Christian Zeller, Cody Elston, Derek Oladipo, Victor	3-Hulls, Jordan Watford, Christian	6-Zeller, Cody	2-Elston, Derek
at Evansville	11/16/11	94-73	17-Jones III, Verdell	9-Zeller, Cody	7-Jones III, Verdell	3-Oladipo, Victor	2-Zeller, Cody Jones III, Verdell
SAVANNAH ST.	11/19/11	94-65	23-Zeller, Cody	6-Oladipo, Victor	3-Sheehey, Will Jones III, Verdell Hulls, Jordan	3-Zeller, Cody	1-Elston, Derek
GARDNER-WEBB	11/21/11	73-49	15-Sheehey, Will	9-Zeller, Cody Elston, Derek	5-Oladipo, Victor	2-Oladipo, Victor	1-Roth, Matt
BUTLER	11/27/11	75-59	21-Sheehey, Will	8-Zeller, Cody	3-Hulls, Jordan	3-Zeller, Cody	2-Zeller, Cody Watford, Christian
at NC State	11/30/11	86-75	20-Hulls, Jordan	9-Watford, Christian	5-Hulls, Jordan	3-Oladipo, Victor Jones III, Verdell	2-Zeller, Cody
STETSON	12/04/11	84-50	16-Zeller, Cody	7-Zeller, Cody	4-Hulls, Jordan Jones III, Verdell	4-Zeller, Cody	4-Zeller, Cody
KENTUCKY	12/10/11	73-72	20-Watford, Christian	7-Oladipo, Victor Zeller, Cody	5-Hulls, Jordan	4-Hulls, Jordan	1-Zeller, Cody Oladipo, Victor
vs Notre Dame	12/17/11	69-58	21-Zeller, Cody	9-Sheehey, Will	3-Hulls, Jordan	1-Elston, Derek Watford, Christian Zeller, Cody Hulls, Jordan	2-Zeller, Cody
HOWARD	12/19/11	107-50	16-Hulls, Jordan	8-Oladipo, Victor	7-Jones III, Verdell	2-Zeller, Cody Watford, Christian	2-Zeller, Cody
UMBC	12/22/11	89-47	22-Watford, Christian	10-Watford, Christian	4-Oladipo, Victor	4-Oladipo, Victor	2-Zeller, Cody
at Michigan State	12/28/11	65-80	26-Watford, Christian	10-Watford, Christian	5-Hulls, Jordan	2-Oladipo, Victor	2-Oladipo, Victor
OHIO STATE	12/31/11	74-70	17-Hulls, Jordan	6-Oladipo, Victor Watford, Christian	2-Watford, Christian Hulls, Jordan	3-Oladipo, Victor	1-Watford, Christian Elston, Derek Hulls, Jordan Oladipo, Victor
MICHIGAN	01/05/12	73-71	25-Watford, Christian	7-Watford, Christian	6-Jones III, Verdell	2-Oladipo, Victor	2-Oladipo, Victor Zeller, Cody
at Penn State	01/08/12	88-82	28-Hulls, Jordan	7-Watford, Christian	6-Jones III, Verdell	2-Hulls, Jordan	2-Zeller, Cody
MINNESOTA	01/12/12	74-77	23-Zeller, Cody	8-Zeller, Cody	2-Zeller, Cody	2-Zeller, Cody Oladipo, Victor	2-Zeller, Cody
at Ohio State	01/15/12	63-80	16-Zeller, Cody	6-Zeller, Cody	5-Hulls, Jordan	1-Oladipo, Victor Zeller, Cody Watford, Christian Hulls, Jordan	1-Elston, Derek Watford, Christian
at Nebraska	01/18/12	69-70	18-Zeller, Cody	10-Watford, Christian	5-Jones III, Verdell	2-Oladipo, Victor	1-Pritchard, Tom Sheehey, Will
PENN STATE	01/22/12	73-54	18-Zeller, Cody	7-Watford, Christian	3-Jones III, Verdell Hulls, Jordan	3-Hulls, Jordan	4-Zeller, Cody
at Wisconsin	01/26/12	50-57	12-Jones III, Verdell Watford, Christian	6-Hulls, Jordan	2-Jones III, Verdell Hulls, Jordan	1-Zeller, Cody Watford, Christian Oladipo, Victor	1-Zeller, Cody

[Contact Us](#)

**Indiana (16–5)**  
**Men's Basketball National Ranking Summary**  
**Thru Games 01/26/2012**

[Back to team selections](#)[Big Ten – All Teams](#)

Category	Rank	Actual	National Leader	Actual
Won-Lost Percentage (338 ranked)	40	76.2	<a href="#">Murray St.</a>	100.0
Scoring Offense (338 ranked)	20	78.4	<a href="#">North Carolina</a>	84.5
Scoring Defense (338 ranked)	113	64.7	<a href="#">Wisconsin</a>	49.6
Scoring Margin (338 ranked)	19	13.8	<a href="#">Ohio St.</a>	22.0
Field-Goal Percentage (338 ranked)	5	49.8	<a href="#">Creighton</a>	51.3
Field-Goal Percentage Defense (338 ranked)	106	41.4	<a href="#">Kentucky</a>	36.2
Three-Point Field Goals Per Game (338 ranked)	97	7.0	<a href="#">Florida</a>	10.6
Three-Point Field-Goal Percentage (338 ranked)	2	44.7	<a href="#">Creighton</a>	45.1
Three Pt FG Defense (338 ranked)	79	31.8	<a href="#">Virginia Tech</a>	25.1
Free-Throw Percentage (338 ranked)	42	73.4	<a href="#">Weber St.</a>	80.6
Rebound Margin (338 ranked)	109	2.6	<a href="#">North Carolina</a>	12.1
Assists Per Game (338 ranked)	89	14.0	<a href="#">Iona</a>	19.9
Assist Turnover Ratio (338 ranked)	91	1.05	<a href="#">Northwestern</a>	1.57
Blocked Shots Per Game (338 ranked)	155	3.5	<a href="#">Kentucky</a>	9.3
Steals Per Game (338 ranked)	102	7.4	<a href="#">Syracuse</a>	10.3
Turnovers Per Game (338 ranked)	126	13.3	<a href="#">Wisconsin</a>	8.9
Turnover Margin (338 ranked)	92	1.6	<a href="#">Syracuse</a>	7.0
Personal Fouls Per Game (338 ranked)	169	18.3	<a href="#">Mississippi St.</a>	13.3

Category	Player	Rank	Actual	National Leader	Actual
Points Per Game (250 ranked)	<a href="#">Cody Zeller</a>	218	14.7	<a href="#">Damian Lillard, WebrSt</a>	24.8
Field-Goal Percentage (250 ranked)	<a href="#">Cody Zeller</a>	4	64.4	<a href="#">Ricardo Ratliffe, Mo.</a>	75.4
Three-Point Field Goals Per Game (250 ranked)	<a href="#">Jordan Hulls</a>	142	2.2	<a href="#">Jordan Burgason, Lpscmb</a>	3.9
Three-Point Field-Goal Percentage (250 ranked)				<a href="#">Jordan Burgason, Lpscmb</a>	53.8
Free-Throw Percentage (250 ranked)	<a href="#">Cody Zeller</a>	197	77.9	<a href="#">Holton Hunsaker, UtVal</a>	95.0
Rebounds Per Game (250 ranked)				<a href="#">O.D. Anosike, Siena</a>	12.7
Assists Per Game (250 ranked)	<a href="#">Verdell Jones III</a>	239	3.4	<a href="#">Scott Machado, Iona</a>	10.2
Blocked Shots Per Game (250 ranked)	<a href="#">Cody Zeller</a>	119	1.5	<a href="#">Anthony Davis, Ky</a>	4.7
Steals Per Game (250 ranked)	<a href="#">Victor Oladipo</a>	114	1.7	<a href="#">Fuquan Edwin, S.Hall</a>	3.1
	<a href="#">Cody Zeller</a>	222	1.5		
Double Doubles (30 ranked)				<a href="#">O.D. Anosike, Siena</a>	15.0
Triple Doubles (30 ranked)				<a href="#">Keegan Bell, Chatt</a>	1.0
				<a href="#">D.J. Cooper, Ohio</a>	1.0
Assist Turnover Ratio (250 ranked)	<a href="#">Jordan Hulls</a>	222	1.5	<a href="#">Randy Davis, BallSt</a>	3.72
Triple Doubles (30 ranked)				<a href="#">Kenny Gabriel, Auburn</a>	1.0
				<a href="#">T.J. McConnell, Duqsne</a>	1.0
				<a href="#">Shabazz Napier, UConn</a>	1.0
				<a href="#">Jake Odum, Ind.St</a>	1.0
				<a href="#">Peter 'PJ' Roberson, Gram.</a>	1.0
				<a href="#">Jesse Sanders, Lberty</a>	1.0
				<a href="#">Royce White, IowaSt</a>	1.0



Official Basketball Box Score -- Game Totals -- Final Statistics  
Stony Brook vs Indiana  
11/11/11 7 p.m. ET at Assembly Hall (Bloomington, Ind.)



Stony Brook 66 • 0-1

#	Player	Total			3-Ptr			Rebounds			PF	TP	A	TO	Blk	Stl	Min
		FG-FGA	FG-FGA	FT-FTA	FG-FGA	FG-FGA	FT-FTA	Off	Def	Tot							
01	BRACEY, Ron	f	2-6	1-4	0-1	4	1	5	1	5	0	2	1	0	0	21	
24	BRENTON, Tommy	f	0-1	0-0	2-4	1	4	5	2	2	1	3	0	0	0	26	
10	DOUGHER, Bryan	g	1-8	1-6	1-2	0	2	3	3	3	0	0	2	0	29		
15	HAYES, Leonard	g	2-7	1-4	0-0	1	0	1	3	5	0	2	0	0	17		
23	JOYNER, Dallas	g	5-8	0-0	0-0	1	0	1	1	10	1	3	0	1	22		
02	CARTER, Danny	g	0-0	0-0	0-0	0	0	0	1	0	0	0	0	0	3		
04	JACKSON, Anthony	g	5-7	2-3	2-2	2	0	2	1	14	0	2	0	1	19		
05	COLEY, Dave	g	0-4	0-4	0-0	0	0	2	3	1	3	0	0	0	10		
12	ROUSE, Marcus	g	5-8	0-1	0-0	1	0	1	2	10	1	1	0	1	24		
21	RAPIER, Al	g	4-9	0-0	1-2	4	1	5	3	9	1	0	0	0	17		
22	McALISTER, Eric	g	2-4	0-1	0-0	1	1	1	4	0	0	0	0	0	11		
32	MAYO, Anthony	g	0-0	0-0	0-0	0	0	0	0	0	0	0	0	0	1		
	Team					2	1	3									
Totals			26-62	5-20	9-15	16	10	26	20	66	8	16	1	5	200		
FG % 1st Half:		10-29	34.5%	2nd half:	16-33	48.5%	Game:		26-62	41.9%	Deadball						
3FG % 1st Half:		3-10	30.0%	2nd half:	2-10	20.0%	Game:		5-20	25.0%	Rebounds						
FT % 1st Half:		5-8	62.5%	2nd half:	4-7	57.1%	Game:		9-15	60.0%	3						

Indiana 96 • 1-0

#	Player	Total			3-Ptr			Rebounds			PF	TP	A	TO	Blk	Stl	Min
		FG-FGA	FG-FGA	FT-FTA	FG-FGA	FG-FGA	FT-FTA	Off	Def	Tot							
02	Watford, Christian	f	2-7	1-2	2-2	0	2	2	1	7	1	3	0	0	0	25	
40	Zeller, Cody	f	5-6	0-0	6-8	2	8	10	1	16	2	2	2	3	27		
01	Hulls, Jordan	g	2-3	0-1	0-0	0	0	0	1	4	6	3	0	0	27		
04	Oladipo, Victor	g	7-9	0-0	2-2	1	5	6	2	16	0	2	0	2	24		
12	Jones III, Verdell	g	2-6	0-2	3-4	1	0	1	3	7	1	0	0	0	28		
00	Barnett, Kory	g	0-1	0-1	0-0	0	0	0	0	0	1	0	0	1	3		
10	Sheehy, Will	g	5-6	1-1	2-2	3	2	5	0	13	1	0	0	1	10		
11	Moore, Daniel	g	0-0	0-0	2-2	0	1	1	1	2	1	0	0	0	6		
13	Etherington, Austin	g	3-3	2-2	0-0	0	1	1	0	8	0	0	0	0	5		
15	Smith, Raphael	g	0-0	0-0	0-0	0	0	0	0	0	1	0	0	0	2		
20	Wayer, Taylor	g	0-0	0-0	0-0	0	0	0	1	0	0	0	0	0	2		
23	Abell, Remy	g	1-2	0-1	2-2	0	2	2	0	4	1	0	0	1	9		
24	Howard, Jeff	g	0-0	0-0	0-0	0	0	0	0	0	0	0	0	0	2		
25	Pritchard, Tom	g	0-0	0-0	0-0	0	0	0	0	2	0	1	0	0	9		
30	Roth, Matt	g	2-3	2-3	2-2	0	1	1	0	8	0	0	0	0	7		
32	Elston, Derek	g	5-6	1-1	0-0	1	1	2	11	1	1	0	1	1	14		
	Team					0	1	1									
Totals			34-52	7-14	21-24	8	24	32	14	96	21	14	2	9	200		
FG % 1st Half:		15-25	60.0%	2nd half:	19-27	70.4%	Game:		34-52	65.4%	Deadball						
3FG % 1st Half:		2-4	50.0%	2nd half:	5-10	50.0%	Game:		7-14	50.0%	Rebounds						
FT % 1st Half:		13-16	81.3%	2nd half:	8-8	100.0%	Game:		21-24	87.5%	2						

Officials: Tom O'Neill, John Hughes, Steve McInnis  
Technical fouls: Stony Brook-CARTER, Danny, Indiana-Watford, Christian.  
Attendance: 16508  
Stony Brook's Danny Carter was ejected for a flagrant technical foul at the 6:46 mark of the first half.

Score by periods	1st	2nd	Total
Stony Brook	28	38	66
Indiana	45	51	96

Last FG - SBU 2nd-01:13, IND 2nd-00:58  
Largest lead - SBU by 4 1st-11:48, IND by 30 2nd-00:58.

Score tied - 3 times.  
Lead changed - 6 times.



Official Basketball Box Score -- Game Totals -- Final Statistics  
Chattanooga vs Indiana  
11/13/11 5 p.m. ET at Assembly Hall (Bloomington, Ind.)



Chattanooga 53 • 0-1

#	Player	Total			3-Ptr			Rebounds			PF	TP	A	TO	Blk	Stl	Min
		FG-FGA	FG-FGA	FT-FTA	FG-FGA	FG-FGA	FT-FTA	Off	Def	Tot							
00	WATFORD, Omar	f	7-14	5-10	5-5	2	3	5	3	24	1	1	0	1	28		
20	ZLOVARIC, Drazen	f	3-11	0-0	1-3	1	9	10	5	7	1	6	0	2	26		
21	EARLY, Chris	f	0-6	0-2	0-0	0	2	2	4	5	0	2	0	2	17		
03	BELL, Keegan	g	0-5	0-2	0-0	0	2	2	0	7	5	0	2	0	30		
22	TAYLOR, Ricky	g	1-7	1-3	0-0	1	1	2	3	3	1	2	0	0	18		
01	STOKES, Lance	g	0-1	0-1	2-2	0	1	1	1	2	0	2	0	0	12		
02	HAMPTON, Dontay	g	1-2	0-0	0-0	0	0	0	2	2	0	2	0	0	10		
05	BAKER, Drew	g	0-0	0-0	0-0	0	0	0	0	0	0	0	0	0	1		
10	BARIEKA, Martynas	g	0-1	0-0	0-0	0	0	0	0	0	0	0	0	0	1		
24	WHITE, Ronrico	g	1-3	1-3	0-0	1	1	2	3	1	2	0	0	0	18		
30	MASON, Z	g	2-6	1-1	1-4	2	2	2	2	6	0	0	0	0	17		
32	SURROUGHS, Jahmal	g	2-4	0-0	2-2	1	2	3	1	6	0	2	0	1	16		
34	BRYANT, Jared	g	0-3	0-0	0-0	0	2	2	0	0	1	0	0	0	6		
	Team					6	2	4									
Totals			17-63	8-22	11-16	20	25	45	24	53	11	25	0	8	200		
FG % 1st Half:		10-26	38.5%	2nd half:	7-37	18.9%	Game:		17-63	27.0%	Deadball						
3FG % 1st Half:		4-8	50.0%	2nd half:	4-14	28.6%	Game:		8-22	36.4%	Rebounds						
FT % 1st Half:		0-1	0.0%	2nd half:	11-15	73.3%	Game:		11-16	68.8%	3						

Indiana 78 • 2-0

#	Player	Total			3-Ptr			Rebounds			PF	TP	A	TO	Blk	Stl	Min
		FG-FGA	FG-FGA	FT-FTA	FG-FGA	FG-FGA	FT-FTA	Off	Def	Tot							
02	Watford, Christian	f	1-7	0-3	0-1	1	4	5	1	2	3	1	0	1	20		
40	Zeller, Cody	f	2-3	0-0	3-5	3	2	5	4	7	0	2	1	6	24		
01	Hulls, Jordan	g	6-9	6-9	0-0	0	2	2	0	18	3	1	0	0	27		
04	Oladipo, Victor	g	6-9	1-2	8-11	1	4	5	3	21	2	3	1	1	27		
12	Jones III, Verdell	g	5-7	0-0	6-7	0	3	3	16	2	5	1	4	27			
00	Barnett, Kory	g	0-0	0-0	0-0	0	1	1	0	0	1	0	0	0	2		
10	Sheehy, Will	g	3-7	0-2	0-0	0	0	0	0	0	0	0	0	0	17		
11	Moore, Daniel	g	0-0	0-0	0-0	1	3	4	1	0	0	1	0	1	13		
13	Etherington, Austin	g	0-0	0-0	0-0	0	0	0	0	0	0	0	0	0	5		
15	Smith, Raphael	g	0-1	0-1	0-0	0	0	0	0	0	0	0	0	0	1		
20	Wayer, Taylor	g	0-1	0-1	0-0	0	0	0	0	0	0	0	0	0	1		
23	Abell, Remy	g	0-2	0-0	3-4	0	1	1	0	3	0	2	0	1	9		
24	Howard, Jeff	g	0-1	0-0	0-0	0	0	0	0	0	0	0	0	0	2		
25	Pritchard, Tom	g	1-1	0-0	0-0	0	1	1	1	2	0	0	0	0	8		
30	Roth, Matt	g	0-0	0-0	0-0	0	1	1	0	0	0	0	0	0	4		
32	Elston, Derek	g	1-2	0-0	1-2	0	5	5	2	3	0	2	0	0	13		
	Team					0	2	2									
Totals			25-50	7-18	21-31	6	30	36	19	78	12	18	7	15	200		
FG % 1st Half:		11-26	42.3%	2nd half:	14-24	58.3%	Game:		25-50	50.0%	Deadball						
3FG % 1st Half:		5-11	45.5%	2nd half:	4-14	28.6%	Game:		8-22	36.4%	Rebounds						
FT % 1st Half:		9-14	64.3%	2nd half:	12-17	70.6%	Game:		21-31	67.7%	4						

Officials: Ray Perone, Pat Driscoll, Chris Beaver  
Technical fouls: Chattanooga-ZLOVARIC, Drazen, Indiana-None.  
Attendance: 16149  
Zlovaric (UTC) fouls out at 3:16(2nd)

Score by periods	1st	2nd	Total
Chattanooga	24	29	53
Indiana	36	42	78

Last FG - UTC 2nd-03:07, IND 2nd-01:29  
Largest lead - UTC by 3 1st-10:59, IND by 29 2nd-07:27.



Official Basketball Box Score -- Game Totals -- Final Statistics  
Gardner-Webb vs Indiana  
11/21/11 6:31 at Bloomington, Ind. (Assembly Hall)



Gardner-Webb 49 • 23

#	Player	Total			3-Ptr			Rebounds			PF	TP	A	TO	Blk	Stl	Min
		FG	FGA	FT	FTA	Off	Def	Off	Def	Total							
05	JOHNSON, Stefan	f	1-4	0-0	0-0	1	1	2	4	2	0	3	0	0	0	21	
54	BYRON, Mike	c	1-2	0-0	0-3	2	4	6	4	2	0	1	2	0	0	25	
10	LANDIS, Max	g	7-14	2-6	2-3	1	1	2	18	1	2	0	0	0	36		
11	DAWSON, Jason	g	4-8	2-6	4-6	0	4	4	14	1	3	0	0	0	31		
32	NEWSOME, Tashan	g	1-8	0-3	0-0	0	6	6	1	2	3	1	0	0	22		
00	HARPER, Donta	g	1-2	0-1	0-0	0	1	1	1	2	0	1	0	0	12		
04	STRANGE, Tyler	g	1-3	1-2	1-4	0	1	1	4	0	1	0	1	0	9		
15	BUSGS, Laron	g	1-2	0-0	0-0	1	1	2	3	2	1	2	0	0	15		
24	HARTLEY, Kevin	g	1-6	1-4	0-0	0	3	3	5	3	0	0	0	0	19		
30	MITCHELL, Jamal	g	0-0	0-0	0-0	0	0	0	0	0	0	0	0	0	1		
33	HENSLEY, Corey	g	0-0	0-0	0-0	0	0	0	3	0	0	1	0	0	9		
Team						2	1	3									
Totals			18-49	6-22	7-16	7	23	30	25	49	6	19	2	5	200		

FG % 1st Half:	9-23	39.1%	2nd half:	9-26	34.6%	Game:	18-49	36.7%	Deadball Rebounds:	
3FG % 1st Half:	4-12	33.3%	2nd half:	2-10	20.0%	Game:	6-22	27.3%		5
FT % 1st Half:	1-5	20.0%	2nd half:	6-11	54.5%	Game:	7-16	43.8%		

Indiana 73 • 50

#	Player	Total			3-Ptr			Rebounds			PF	TP	A	TO	Blk	Stl	Min
		FG	FGA	FT	FTA	Off	Def	Off	Def	Total							
02	Watford, Christian	f	3-9	0-3	2-2	3	4	7	2	6	3	1	0	0	0	24	
40	Zeller, Cody	f	6-8	0-0	1-2	3	6	9	1	13	1	2	0	0	0	26	
01	Hulls, Jordan	g	1-4	0-3	0-0	1	3	4	2	2	2	2	0	1	24		
04	Oladipo, Victor	g	5-11	0-2	3-4	2	3	5	3	13	5	1	0	2	24		
12	Jones III, Verdell	g	0-1	0-1	3-6	0	3	3	1	3	4	2	0	0	23		
00	Barnett, Kory	g	0-0	0-0	0-0	0	0	0	0	0	0	0	0	0	1		
10	Sheehy, Will	g	7-11	1-2	0-0	1	2	3	1	15	1	2	0	0	20		
11	Moore, Daniel	g	0-0	0-0	0-0	0	0	0	3	0	1	0	0	0	7		
13	Etherington, Austin	g	0-1	0-1	0-0	1	0	1	0	1	0	0	0	0	7		
15	Smith, Raphael	g	0-0	0-0	0-0	0	0	0	0	0	0	0	0	0	1		
20	Wayer, Taylor	g	0-0	0-0	0-0	0	0	0	0	0	0	0	0	0	1		
23	Abell, Remy	g	1-2	0-1	0-3	0	0	0	0	2	0	0	0	0	5		
24	Howard, Jeff	g	0-0	0-0	0-2	0	0	0	1	0	0	1	0	0	1		
25	Pritchard, Tom	g	2-3	0-0	0-0	0	0	0	3	4	0	1	0	0	9		
30	Roth, Matt	g	1-4	1-4	0-0	0	0	0	0	3	3	0	1	1	12		
32	Elston, Derek	g	3-5	1-1	3-4	3	6	9	1	10	0	0	0	0	15		
Team						0	1	1									
Totals			29-59	3-18	12-23	14	28	42	19	73	19	13	1	5	200		

FG % 1st Half:	11-23	47.8%	2nd half:	18-36	50.0%	Game:	29-59	49.2%	Deadball Rebounds:	
3FG % 1st Half:	2-8	25.0%	2nd half:	1-10	10.0%	Game:	3-18	16.7%		4
FT % 1st Half:	10-12	83.3%	2nd half:	2-11	18.2%	Game:	12-23	52.2%		

Officials: John Higgins, Wally Rutecki, Gerald Williams  
Technical fouls: Gardner-Webb-None. Indiana-None.  
Attendance: 16261  
Hoosier Invitational

Score by periods	1st	2nd	Total
Gardner-Webb	23	26	49
Indiana	34	39	73

Last FG - GWU 2nd-00:21, IND 2nd-01:00.  
Largest lead - GWU None, IND by 32 2nd-04:58.

Score tied - 0 times.  
Lead changed - 0 times.



Official Basketball Box Score -- Game Totals -- Final Statistics  
Butler vs Indiana  
11/27/11 7:06pm at Bloomington, Ind. (Assembly Hall)



Butler 59 • 33

#	Player	Total			3-Ptr			Rebounds			PF	TP	A	TO	Blk	Stl	Min
		FG	FGA	FT	FTA	Off	Def	Off	Def	Total							
32	BUTCHER, Garrett	f	0-4	0-1	0-2	5	1	6	0	0	0	0	1	1	1	14	
44	SMITH, Andrew	c	1-7	1-5	0-0	2	5	7	1	3	0	4	2	2	29		
05	NORED, Ronald	g	1-5	0-1	4-6	1	2	3	3	6	2	2	0	0	28		
20	HOPKINS, Chrisawn	g	7-12	1-3	4-4	0	2	2	4	19	0	7	0	0	29		
33	STIGALL, Chase	g	2-6	1-4	1-3	0	0	0	5	6	1	2	0	1	24		
09	BARLOW, Alex	g	0-0	0-0	0-0	0	0	0	0	0	0	0	0	0	1		
04	FROMM, Erik	g	0-2	0-1	1-3	1	0	1	1	1	0	0	0	0	6		
11	ALDRIDGE, Jackson	g	1-4	1-2	0-0	0	1	1	1	3	1	1	0	1	19		
21	JONES, Roosevelt	g	2-6	0-0	1-2	2	3	5	4	5	2	0	1	0	20		
23	MARSHALL, Khyle	g	7-9	1-1	1-2	1	3	4	2	16	1	1	0	1	28		
30	KAMPEN, Emerson	g	0-0	0-0	0-0	0	0	0	0	0	0	0	0	0	0+		
31	WOODS, Kameron	g	0-0	0-0	0-0	1	0	1	1	0	0	2	0	1	2		
Team						3	1	4									
Totals			21-55	5-18	12-22	16	18	34	22	59	7	21	4	13	200		

FG % 1st Half:	11-30	36.7%	2nd half:	10-25	40.0%	Game:	21-55	38.2%	Deadball Rebounds:	
3FG % 1st Half:	2-10	20.0%	2nd half:	3-8	37.5%	Game:	5-18	27.8%		4
FT % 1st Half:	4-8	50.0%	2nd half:	8-14	57.1%	Game:	12-22	54.5%		

Indiana 75 • 60

#	Player	Total			3-Ptr			Rebounds			PF	TP	A	TO	Blk	Stl	Min
		FG	FGA	FT	FTA	Off	Def	Off	Def	Total							
02	Watford, Christian	f	2-10	1-2	2-4	2	0	2	2	7	1	3	2	0	0	20	
40	Zeller, Cody	f	4-9	0-0	8-10	3	5	8	2	16	0	1	2	3	33		
01	Hulls, Jordan	g	5-9	2-3	2-2	1	1	2	14	3	2	0	2	38			
04	Oladipo, Victor	g	2-5	1-2	5-6	2	5	7	4	10	0	3	1	2	26		
12	Jones III, Verdell	g	0-3	0-0	2-2	2	2	4	3	2	1	3	0	0	19		
00	Barnett, Kory	g	0-0	0-0	0-0	0	0	0	0	0	0	0	0	0	0+		
10	Sheehy, Will	g	5-8	3-4	8-10	1	2	3	2	21	2	3	0	2	31		
11	Moore, Daniel	g	0-0	0-0	0-0	0	0	0	0	0	0	1	0	0	3		
25	Pritchard, Tom	g	0-0	0-0	0-0	0	0	0	0	0	0	0	0	0	2		
30	Roth, Matt	g	1-2	1-2	2-2	0	1	1	0	5	0	0	0	0	7		
32	Elston, Derek	g	0-1	0-0	0-0	0	2	2	3	0	1	1	0	0	14		
Team						1	6	7									
Totals			19-47	8-13	29-36	12	24	36	18	75	9	16	6	14	200		

FG % 1st Half:	8-25	32.0%	2nd half:	11-22	50.0%	Game:	19-47	40.4%	Deadball Rebounds:	
3FG % 1st Half:	5-10	50.0%	2nd half:	3-9	33.3%	Game:	8-13	61.5%		5
FT % 1st Half:	10-14	71.4%	2nd half:	19-22	86.4%	Game:	29-36	80.6%		

Officials: John Higgins, Joe DeRosa, Jamie Luckie  
Technical fouls: Butler-None. Indiana-None.  
Attendance: 17265  
Hoosier Invitational  
Signal (BU) fouls out at 1:23 (2nd)  
Will Sheehy tournament MVP

Score by periods	1st	2nd	Total
Butler	28	31	59
Indiana	31	44	75

Last FG - BU 2nd-00:12, IND 2nd-00:30.  
Largest lead - BU by 3 1st-12:27, IND by 21 2nd-01:23.

Score tied - 5 times.  
Lead changed - 10 times.



Official Basketball Box Score -- Game Totals -- Final Statistics  
Indiana vs NC State  
11/30/11 7:15 PM at Raleigh, N.C. - RBC Center



Indiana 86 • 70

#	Player	Total			3-Ptr			Rebounds			PF	TP	A	TO	Blk	Stl	Min
		FG	FGA	FT	FTA	Off	Def	Off	Def	Total							
01	Hulls, Jordan	*	6-9	3-4	5-5	1	3	4	2	20	5	2	0	0	36		
02	Watford, Christian	*	4-9	3-5	5-6	2	7	9	2	16	0	2	1	0	33		
04	Oladipo, Victor	*	4-12	0-1	3-4	1	2	3	4	11	0	1	1	3	22		
12	Jones III, Verdell	*	3-6	0-0	1-1	0	2	2	2	7	2	3	0	3	27		
40	Zeller, Cody	*	8-14	0-0	3-4	5											



Official Basketball Box Score -- Game Totals -- Final Statistics  
Kentucky vs Indiana  
12/10/11 5:20pm at Bloomington, Ind. (Assembly Hall)



Kentucky 72 • 8-1

#	Player	Total			3-Ptr			Rebounds			PF	TP	A	TO	Blk	Stl	Min
		FG-FGA	FG-FGA	FT-FTA	FG-FGA	FG-FGA	FT-FTA	Off	Def	Tot							
03	Jones, Terrence	f	2-3	0-0	0-2	0	1	1	0	4	1	6	2	1		28	
14	Kidd-Gilchrist, M.	f	9-12	0-0	0-0	4	5	9	1	18	0	2	2	2		38	
23	Davis, Anthony	f	3-4	0-0	0-1	2	7	9	4	6	1	1	1	3		24	
20	Lamb, Doron	g	5-14	2-3	7-11	1	0	1	2	19	1	1	1	2		36	
25	Teague, Marquis	g	6-11	0-1	3-3	0	1	1	2	15	5	3	0	1		31	
11	Miller, Darius	g	4-8	0-3	0-0	0	2	2	3	8	0	2	0	0		26	
30	Vargas, Eloy	g	1-2	0-0	0-0	2	1	3	0	2	0	0	0	1		10	
33	Wiltjer, Kyle	g	0-0	0-0	0-0	0	0	0	1	0	1	1	0	0		7	
	Team		1	3	4					1							
Totals			30-54	2-7	10-17	10	20	30	13	72	9	17	6	10		200	

FG % 1st Half:	13-29	44.8%	2nd half:	17-25	68.0%	Game:	30-54	55.6%	Deadball Rebounds:	5
3FG % 1st Half:	2-6	33.3%	2nd half:	0-1	0.0%	Game:	2-7	28.6%		
FT % 1st Half:	1-4	25.0%	2nd half:	9-13	69.2%	Game:	10-17	58.8%		

Indiana 73 • 9-0

#	Player	Total			3-Ptr			Rebounds			PF	TP	A	TO	Blk	Stl	Min
		FG-FGA	FG-FGA	FT-FTA	FG-FGA	FG-FGA	FT-FTA	Off	Def	Tot							
02	Watford, Christian	f	8-15	4-6	0-0	1	4	5	2	20	1	1	0	1		30	
40	Zeller, Cody	f	4-8	0-0	3-3	5	2	7	2	11	1	3	1	1		37	
01	Hulls, Jordan	g	4-7	3-6	0-0	0	2	2	3	11	5	5	0	4		35	
04	Oladipo, Victor	g	4-12	0-0	5-6	3	4	7	2	13	1	3	1	0		32	
12	Jones III, Verdell	g	2-7	0-1	4-5	2	2	4	2	8	3	5	0	1		34	
10	Sheehy, Will	g	3-8	2-2	2-2	1	0	1	3	10	0	0	0	0		16	
11	Moore, Daniel	g	0-0	0-0	0-1	0	0	0	1	0	0	0	0	0		5	
25	Pritchard, Tom	g	0-1	0-0	0-0	0	2	2	1	0	1	1	0	0		11	
	Team		2	0	2					2							
Totals			25-58	9-15	14-17	14	16	30	16	73	12	18	2	7		200	

FG % 1st Half:	9-24	37.5%	2nd half:	16-34	47.1%	Game:	25-58	43.1%	Deadball Rebounds:	2
3FG % 1st Half:	2-6	33.3%	2nd half:	7-9	77.8%	Game:	9-15	60.0%		
FT % 1st Half:	10-12	83.3%	2nd half:	4-5	80.0%	Game:	14-17	82.4%		

Officials: Ted Valentine, Mike Kitts, Tom Eades  
Technical fouls: Kentucky-None, Indiana-None.  
Attendance: 17472

Score by periods	1st	2nd	Total
Kentucky	29	43	72
Indiana	30	43	73

Last FG - UK 2nd-00:49, IND 2nd-00:01.  
Largest lead - UK by 6 1st-08:18, IND by 10 2nd-15:56.

Score tied - 3 times.  
Lead changed - 13 times.



Official Basketball Box Score -- Game Totals -- Final Statistics  
Notre Dame vs Indiana  
12/17/11 4:37pm EST at Consecro Fieldhouse - Indianapolis, IN



Notre Dame 58 • 7-5

#	Player	Total			3-Ptr			Rebounds			PF	TP	A	TO	Blk	Stl	Min
		FG-FGA	FG-FGA	FT-FTA	FG-FGA	FG-FGA	FT-FTA	Off	Def	Tot							
00	ATKINS, Eric	*	5-12	0-0	5-6	1	1	2	1	15	2	2	0	3		40-	
12	DRAGICEVIC, Alex	*	3-6	3-5	0-0	1	1	2	2	9	0	3	0	0		33	
14	MARTIN, Scott	*	1-4	0-1	4-8	0	7	7	2	6	2	3	3	0		36	
22	GRANT, Jeran	*	2-10	1-4	9-10	0	4	4	3	14	4	0	0	1		36	
45	COOLEY, Jack	*	4-5	0-0	4-5	2	3	5	5	12	0	2	1	1		21	
24	CONNAUGHTON, Pat	*	1-3	0-1	0-1	2	2	4	4	2	1	1	0	1		22	
25	KNIGHT, Tom	*	0-1	0-0	0-2	0	0	0	1	0	0	0	1	0		5	
26	BROOKS, Joey	*	0-1	0-0	0-0	0	0	0	0	0	0	0	0	0		4	
33	BROGHAMMER, Mike	*	0-0	0-0	0-0	0	0	0	2	0	0	0	0	0		3	
	Team		1	3	4					1							
Totals			16-42	4-11	22-32	7	21	28	20	58	9	12	5	6		200	

FG % 1st Half:	4-20	20.0%	2nd half:	12-22	54.5%	Game:	16-42	38.1%	Deadball Rebounds:	4
3FG % 1st Half:	3-8	37.5%	2nd half:	1-3	33.3%	Game:	4-11	36.4%		
FT % 1st Half:	9-13	69.2%	2nd half:	13-19	68.4%	Game:	22-32	68.8%		

Indiana 69 • 10-0

#	Player	Total			3-Ptr			Rebounds			PF	TP	A	TO	Blk	Stl	Min
		FG-FGA	FG-FGA	FT-FTA	FG-FGA	FG-FGA	FT-FTA	Off	Def	Tot							
01	Hulls, Jordan	*	4-9	2-2	2-2	1	1	2	3	12	3	3	0	1		30	
02	Watford, Christian	*	2-9	0-0	6-6	0	2	2	2	10	1	0	0	1		32	
04	Oladipo, Victor	*	6-7	1-2	3-5	1	2	3	4	16	1	0	0	0		24	
12	Jones III, Verdell	*	1-5	0-1	2-3	1	5	6	4	4	1	2	0	0		33	
40	Zeller, Cody	*	8-14	0-0	5-6	4	4	8	4	21	2	1	2	1		27	
10	Sheehy, Will	*	1-7	0-0	0-0	4	5	9	1	2	1	3	0	0		25	
11	Moore, Daniel	*	0-0	0-0	0-0	0	0	0	0	0	0	0	0	0		1	
23	Abell, Remy	*	1-2	0-0	0-0	1	1	2	3	2	0	0	0	0		7	
25	Pritchard, Tom	*	0-0	0-0	0-0	0	1	1	4	0	0	0	0	0		10	
32	Elston, Derek	*	1-4	0-2	0-0	0	0	0	0	2	0	2	0	1		11	
	Team		4	3	7					4							
Totals			24-57	3-7	18-22	16	24	40	25	69	9	11	2	4		200	

FG % 1st Half:	11-32	34.4%	2nd half:	13-25	52.0%	Game:	24-57	42.1%	Deadball Rebounds:	0.1
3FG % 1st Half:	3-8	37.5%	2nd half:	1-3	33.3%	Game:	3-7	42.9%		
FT % 1st Half:	4-5	80.0%	2nd half:	14-17	82.4%	Game:	18-22	81.8%		

Officials: Ed Hightower, Jim Burr, & Earl Walton  
Technical fouls: Notre Dame-None, Indiana-None.  
Attendance: 19064

Score by periods	1st	2nd	Total
Notre Dame	20	38	58
Indiana	26	43	69

Last FG - ND 2nd-00:04, IND 2nd-01:11.  
Largest lead - ND by 9 1st-13:10, IND by 15 2nd-01:11.

Score tied - 2 times.  
Lead changed - 1 time.



Official Basketball Box Score -- Game Totals -- Final Statistics  
Howard vs Indiana  
12/19/11 6:31pm at Bloomington, Ind. (Assembly Hall)



Howard 50 • 3-9

#	Player	Total			3-Ptr			Rebounds			PF	TP	A	TO	Blk	Stl	Min
		FG-FGA	FG-FGA	FT-FTA	FG-FGA	FG-FGA	FT-FTA	Off	Def	Tot							
03	OKOROH, Prince	f	4-9	0-1	1-2	4	3	7	4	9	0	5	1	1		25	
11	PHILLIPS, Mike	f	4-10	0-0	0-0	1	1	2	3	8	0	0	1	2		24	
32	LEARY, Alphonso	c	1-2	0-0	0-0	2	3	5	3	2	1	2	0	0		15	
00	ANDREWS, Glen	g	1-12	1-6	0-0	1	3	4	1	3	1	1	0	0		20	
01	LEE, Tre	g	0-2	0-0	0-0	0	0	0	1	0	0	0	0	1		18	
04	DICKERSON, Anton	g	1-7	1-3	0-0	1	2	3	1	3	0	1	0	0		8	
05	FRAZIER, Simuel	g	3-8	1-3	6-7	0	0	0	0	13	2	4	0	0		29	
15	BARLEY, Brandon	g	0-0	0-0	0-0	0	1	1	1	0	1	0	0	0		6	
21	COLLINS, Dadrion	g	2-6	0-2	0-0	0	0	0	0	1	4	0	1	0		10	
22	FORD, Brandon	g	2-3	0-0	2-2	0	1	1	1	6	0	2	0	0		20	
25	BOYOMO, Theodore	g	1-2	0-0	0-0	0	1	1	5	2	0	0	0	0		9	
44	ELLISON, Oliver	g	0-1	0-0	0-0	0	2	2	4	0	0	1	1	0		16	
	Team		4	0	4					2							
Totals			19-62	3-15	9-11	13	17	30	25	50	5	19	3	4		200	

FG % 1st Half:	6-32	18.8%	2nd half:	13-30	43.3%	Game:	19-62	30.6%	Deadball Rebounds:	1
3FG % 1st Half:	2-11	18.2%	2nd half:	1-4	25.0%	Game:	3-15	20.0%		
FT % 1st Half:	1-2	50.0%	2nd half:	8-9	88.9%	Game:	9-11	81.8%		

Indiana 107 • 11-0

#
---





Official Basketball Box Score -- Game Totals -- Final Statistics  
Indiana vs Michigan State  
12/28/11 7:30 p.m. at Breslin Center (East Lansing, Mich.)



Indiana 65 • 12-1, 0-1

#	Player	Total			3-Ptr			Rebounds			PF	TP	A	TO	Blk	Stl	Min
		FG-FGA	FG-FGA	FT-FTA	FG-FGA	FG-FGA	FT-FTA	Off	Def	Tot							
01	Hulls, Jordan	* 2-10	0-4	0-0	2	2	4	2	4	2	4	5	4	0	0	35	
02	Watford, Christian	* 9-16	4-6	4-6	2	2	8	10	3	26	1	3	1	0	35		
04	Oladipo, Victor	* 5-13	0-2	0-1	3	3	6	2	10	1	1	2	2	2	34		
12	Jones III, Verdell	* 5-10	0-0	1-2	0	1	1	1	11	3	2	0	1	28			
40	Zeller, Cody	* 2-5	0-0	0-0	2	1	3	4	4	0	1	0	1	23			
11	Moore, Daniel	0-0	0-0	0-0	0	0	0	1	0	0	0	0	0	0+			
23	Abell, Remy	0-0	0-0	0-0	0	0	0	1	0	0	0	0	0	2			
25	Pritchard, Tom	1-2	0-0	0-0	2	0	2	2	2	2	0	0	0	17			
30	Roth, Matt	2-5	2-5	0-0	0	1	1	1	1	2	0	0	0	0	18		
32	Elston, Derek	1-3	0-0	0-0	1	2	3	1	2	0	2	0	0	8			
	Team				1	0	1										
Totals		27-64	6-17	5-9	13	18	31	18	65	10	13	3	4	200			
FG % 1st Half:		12-30	40.0%	2nd half:	15-34	44.1%	Game:	27-64	42.2%	Deadball Rebounds							
3FG % 1st Half:		4-6	66.7%	2nd half:	2-11	18.2%	Game:	6-17	35.3%	2							
FT % 1st Half:		1-3	33.3%	2nd half:	4-6	66.7%	Game:	5-9	55.6%								

Michigan State 80 • 12-2, 1-0

#	Player	Total			3-Ptr			Rebounds			PF	TP	A	TO	Blk	Stl	Min
		FG-FGA	FG-FGA	FT-FTA	FG-FGA	FG-FGA	FT-FTA	Off	Def	Tot							
02	Payne, Adreian	* 3-4	0-0	2-2	2	0	2	3	8	0	2	0	3	15			
11	Appling, Keith	* 7-12	2-4	9-10	1	5	6	1	25	7	0	1	1	33			
22	Dawson, Brandon	* 2-5	0-0	3-4	1	3	4	2	7	1	0	1	1	22			
23	Green, Draymond	* 4-8	2-2	1-4	0	7	7	1	11	4	1	2	2	34			
30	Wood, Brandon	* 6-11	1-4	0-0	1	3	4	1	13	1	0	2	0	36			
02	Gauna, Alex	0-0	0-0	0-0	0	0	0	0	0	0	0	0	0	5			
13	Thornton, Austin	1-2	0-1	0-0	1	2	3	1	2	1	1	0	1	16			
20	Trice, Travis	0-2	0-2	0-0	0	0	0	2	0	1	0	0	0	16			
25	Nix, Derrick	6-9	0-0	2-2	2	3	5	3	14	0	2	0	1	23			
	Team				0	2	2										
Totals		29-53	5-13	17-22	8	25	33	14	80	14	9	6	9	200			
FG % 1st Half:		15-27	55.6%	2nd half:	14-26	53.8%	Game:	29-53	54.7%	Deadball Rebounds							
3FG % 1st Half:		4-9	44.4%	2nd half:	1-4	25.0%	Game:	5-13	38.5%	4							
FT % 1st Half:		2-4	50.0%	2nd half:	15-18	83.3%	Game:	17-22	77.3%								

Officials: Mike Kitts, Ted Valentine, Ray Perone  
Technical fouls: Indiana-None. Michigan State-None.  
Attendance: 14797

Score by periods	1st	2nd	Total
Indiana	29	36	65
Michigan State	36	44	80

Last FG - IND 2nd-02:29, MSU 2nd-02:41  
Largest lead - IND by 9 2nd-11:07, MSU by 18 1st-05:11

Score tied - 2 Times.  
Lead changed - 2 Times.



Official Basketball Box Score -- Game Totals -- Final Statistics  
Ohio State vs Indiana  
12/31/11 6:05pm at Assembly Hall (Bloomington, Ind.)



Ohio State 70 • 13-2, 1-1 Big Ten

#	Player	Total			3-Ptr			Rebounds			PF	TP	A	TO	Blk	Stl	Min
		FG-FGA	FG-FGA	FT-FTA	FG-FGA	FG-FGA	FT-FTA	Off	Def	Tot							
00	Sullinger, Jared	f 3-5	0-0	9-13	0	9	9	4	15	1	3	1	2	29			
01	Thomas, Deshaun	f 2-6	0-1	1-2	2	1	3	4	5	0	1	0	0	21			
04	Craft, Aaron	g 6-10	1-1	3-4	1	4	5	2	16	4	6	0	2	38			
32	Smith Jr., Lenzele	g 4-8	2-3	2-2	2	4	6	1	12	3	1	0	1	30			
44	Buford, William	g 3-7	0-2	2-2	0	4	4	4	8	3	2	0	1	26			
02	Sibert, Jordan	0-3	0-3	0-0	0	1	1	0	0	0	1	0	0	7			
02	Scott, Shannon	0-0	0-0	0-0	0	0	0	0	0	0	1	0	0	2			
13	Thompson, Sam	3-6	0-1	0-0	1	0	1	1	6	0	0	1	0	17			
15	Weatherspoon, J.D.	0-0	0-0	0-0	0	0	0	0	0	0	0	0	0	4			
23	Williams, Amir	2-2	0-0	0-1	2	0	2	4	0	0	0	0	0	7			
30	Ravenel, Evan	1-2	0-0	2-2	0	3	3	4	0	2	3	0	0	19			
	Team				1	0	1										
Totals		24-49	3-11	19-26	9	26	35	22	70	11	17	5	6	200			
FG % 1st Half:		12-26	46.2%	2nd half:	12-23	52.2%	Game:	24-49	49.0%	Deadball Rebounds							
3FG % 1st Half:		0-6	0.0%	2nd half:	3-5	60.0%	Game:	3-11	27.3%	4							
FT % 1st Half:		8-10	80.0%	2nd half:	11-16	68.8%	Game:	19-26	73.1%								

Indiana 74 • 13-1, 1-1 Big Ten

#	Player	Total			3-Ptr			Rebounds			PF	TP	A	TO	Blk	Stl	Min
		FG-FGA	FG-FGA	FT-FTA	FG-FGA	FG-FGA	FT-FTA	Off	Def	Tot							
02	Watford, Christian	f 3-10	0-2	4-6	1	5	6	2	10	2	1	1	1	35			
40	Zeller, Cody	f 5-9	0-0	4-7	3	1	4	5	14	0	1	0	0	21			
01	Hulls, Jordan	g 6-9	4-5	1-2	0	2	2	17	2	1	1	0	31				
04	Oladipo, Victor	g 7-13	1-4	0-0	1	5	6	1	15	1	1	1	35				
12	Jones III, Verdell	g 4-11	0-2	6-6	1	2	3	2	14	1	6	0	2	34			
13	Etherington, Austin	0-0	0-0	0-0	0	0	0	1	0	0	0	0	0	2			
23	Abell, Remy	0-1	0-0	0-0	0	0	0	0	0	0	0	0	0	4			
25	Pritchard, Tom	0-0	0-0	0-0	0	0	0	4	0	1	0	0	0	9			
30	Roth, Matt	0-0	0-0	0-0	0	1	1	0	0	0	0	0	0	13			
32	Elston, Derek	2-6	0-0	0-1	2	2	4	3	4	0	0	1	1	16			
	Team				1	1	2										
Totals		27-59	5-13	15-22	9	19	28	20	74	6	12	4	7	200			
FG % 1st Half:		11-27	40.7%	2nd half:	16-32	50.0%	Game:	27-59	45.8%	Deadball Rebounds							
3FG % 1st Half:		3-8	37.5%	2nd half:	2-5	40.0%	Game:	5-13	38.5%	4							
FT % 1st Half:		8-10	80.0%	2nd half:	7-12	58.3%	Game:	15-22	68.2%								

Officials: Terry Wymer, Scott Thornley, Mike Sanzere  
Technical fouls: Ohio State-None. Indiana-None.  
Attendance: 17472  
Zeller (IU) fouls out at 2:24(2nd)

Score by periods	1st	2nd	Total
Ohio State	32	38	70
Indiana	33	41	74

Last FG - OSU 2nd-01:53, IND 2nd-00:36  
Largest lead - OSU by 10 1st-12:55, IND by 4 2nd-00:02

Score tied - 9 times.  
Lead changed - 11 times.



Official Basketball Box Score -- Game Totals -- Final Statistics  
Michigan vs Indiana  
01/05/12 9:00pm at Assembly Hall (Bloomington, Ind.)



Michigan 71 • 12-3, 2-1

#	Player	Total			3-Ptr			Rebounds			PF	TP	A	TO	Blk	Stl	Min
		FG-FGA	FG-FGA	FT-FTA	FG-FGA	FG-FGA	FT-FTA	Off	Def	Tot							
23	Smotrycz, Evan	f 3-6	2-3	0-0	1	1	2	4	8	1	2	0	1	25			
52	Morgan, Jordan	f 6-7	0-0	0-0	2	7	9	2	12	0	0	0	1	34			
00	Novak, Zack	g 3-5	2-3	0-0	0	4	4	3	8	0	1	0	1	24			
03	Burke, Trey	g 4-15	2-5	0-3	3	4	7	1	10	8	4	0	1	38			
10	Hardaway Jr, Tim	g 7-19	0-7	5-6	1	3	4	2	19	2	3	0	3	37			
01	Douglass, Stu	3-5	3-5	2-2	0	2	2	5	11	2	1	1	1	30			
13	Vogrich, Matt	0-0	0-0	0-0	0	0	0	0	0	0	1	0	0	5			
22	McLimans, Blake	1-1	1-1	0-0	0	0	0	0	3	0	0	0	0	7			
	Team				2	0	2										
Totals		27-58	10-24	7-11	9	21	30	17	71	13	12	1	8	200			
FG % 1st Half:		12-28	42.9%	2nd half:	15-30	50.0%	Game:	27-58	46.6%	Deadball Rebounds							
3FG % 1st Half:		5-11	45.5%	2nd half:	5-13	38.5%	Game:	10-24	41.7%	1							
FT % 1st Half:		3-4	75.0%	2nd half:	4-7	57.1%	Game:	7-11	63.6%								

Indiana 73 • 14-1, 2-1

#	Player	Total			3-Ptr			Rebounds			PF	TP	A	TO	Blk	Stl	Min
		FG-FGA	FG-FGA	FT-FTA	FG-FGA	FG-FGA	FT-FTA	Off	Def	Tot							
02	Watford, Christian	f 8-11	3-4	6-8	0	7	7	2	25	4	3	0	0	33			
40	Zeller, Cody	f 8-10	0-0	2-2	2	2	4	2	18	0	3	2	0	32			
01	Hulls, Jordan	g 1-4	1-1	0-0	0	2	2	3	3	2	2	0	1	29			
04																	



Official Basketball Box Score -- Game Totals -- Final Statistics  
Minnesota vs Indiana  
01/12/12 8 p.m. ET at Assembly Hall (Bloomington, Ind.)



Minnesota 77 • 13-5, 1-4

#	Player	Total			3-Ptr			Rebounds			PF	TP	A	TO	Blk	Stl	Min
		FG-FGA	FG-FGA	FT-FTA	Off	Def	Tot	Off	Def	Tot							
33	Williams, Rodney	f	5-11	0-2	2-2	4	2	6	5	12	1	0	1	0	0	28	
50	Sampson III, Ralph	f	2-4	0-0	0-0	2	6	8	3	4	4	3	2	2	23		
00	Welch, Julian	g	4-10	0-1	2-4	5	2	7	4	10	1	3	0	0	21		
11	Coleman, Joe	g	2-5	0-0	4-5	2	1	3	2	8	1	1	0	1	26		
20	Hollins, Austin	g	7-10	2-4	2-2	0	1	1	3	18	0	2	1	0	33		
01	Hollins, Andre	g	1-3	1-2	0-0	0	1	1	3	3	0	1	0	0	6		
01	Osenieks, Oto	g	3-7	0-2	0-0	2	0	2	2	6	2	1	1	0	16		
13	Ahanmisi, Maverick	g	2-5	1-2	3-5	0	1	1	1	8	4	2	0	2	21		
23	Armelin, Chip	g	2-6	2-4	0-0	0	0	0	0	6	0	0	0	1	10		
55	Eliason, Elliott	g	1-1	0-0	0-0	1	3	4	2	2	3	0	2	1	16		
	Team					0	0	0									
Totals			29-62	6-17	13-18	16	17	33	25	77	16	11	8	8	200		
FG % 1st Half:		14-28	50.0%	2nd half:	15-34	44.1%	Game:		29-62	46.8%	Deadball						
3FG % 1st Half:		6-13	46.2%	2nd half:	0-4	0.0%	Game:		6-17	35.3%	Rebounds						
FT % 1st Half:		3-3	100.0%	2nd half:	10-15	66.7%	Game:		13-18	72.2%							

Indiana 74 • 15-2, 3-2

#	Player	Total			3-Ptr			Rebounds			PF	TP	A	TO	Blk	Stl	Min
		FG-FGA	FG-FGA	FT-FTA	Off	Def	Tot	Off	Def	Tot							
02	Watford, Christian	f	1-7	0-4	2-2	0	3	3	2	4	0	4	0	0	0	29	
40	Zeller, Cody	f	7-14	0-0	9-9	1	7	8	2	23	2	1	2	2	37		
01	Hulls, Jordan	g	4-9	1-5	4-4	0	3	3	5	13	1	2	0	1	30		
04	Oladipo, Victor	g	4-6	0-1	2-4	3	3	6	2	10	0	2	1	2	27		
12	Jones III, Verdell	g	0-6	0-2	0-0	2	1	3	3	0	1	3	0	1	23		
10	Sheehey, Will	g	5-7	0-2	2-2	3	3	6	3	12	1	1	0	0	15		
23	Abell, Remy	g	1-3	1-1	1-2	3	0	3	1	4	0	1	0	0	18		
25	Pritchard, Tom	g	0-0	0-0	0-0	0	0	0	1	0	1	0	1	0	4		
30	Roth, Matt	g	2-3	2-3	0-0	0	0	0	0	6	0	0	0	0	13		
32	Elston, Derek	g	0-0	0-0	2-2	0	0	0	2	0	1	1	0	0	4		
	Team					2	1	3									
Totals			24-55	4-18	22-25	14	21	35	19	74	6	16	5	6	200		
FG % 1st Half:		10-26	38.5%	2nd half:	14-29	48.3%	Game:		24-55	43.6%	Deadball						
3FG % 1st Half:		1-8	12.5%	2nd half:	3-10	30.0%	Game:		4-18	22.2%	Rebounds						
FT % 1st Half:		13-13	100.0%	2nd half:	9-12	75.0%	Game:		22-25	88.0%							

Officials: Tom O'Neill, Tim Clougherty, D.J. Carstensen  
Technical fouls: Minnesota-None. Indiana-None.  
Attendance: 17373  
Williams (MINN) fouls out at 3:11 (2nd)  
Hulls (IU) fouls out at 2:0 (2nd)

Score by periods	1st	2nd	Total
Minnesota	37	40	77
Indiana	34	40	74

Last FG - MINN 2nd-01:45, IND 2nd-00:17.  
Largest lead - MINN by 11 2nd-12:32, IND by 3 1st-12:08.

Score tied - 2 times.  
Lead changed - 4 times.



Official Basketball Box Score -- Game Totals -- Final Statistics  
Indiana vs Ohio State  
01/15/12 4:35 p.m. at Value City Arena



Indiana 63 • 15-3, 3-3

#	Player	Total			3-Ptr			Rebounds			PF	TP	A	TO	Blk	Stl	Min
		FG-FGA	FG-FGA	FT-FTA	Off	Def	Tot	Off	Def	Tot							
02	Watford, Christian	f	4-13	3-8	2-2	1	3	4	1	13	2	1	1	1	27		
40	Zeller, Cody	f	7-9	0-0	2-3	3	3	6	4	16	0	2	0	1	33		
01	Hulls, Jordan	g	4-11	1-6	2-2	0	5	5	3	11	5	5	0	1	35		
04	Oladipo, Victor	g	2-6	0-1	1-2	2	1	3	3	5	1	2	0	1	25		
12	Jones III, Verdell	g	3-8	1-2	0-0	0	2	2	1	7	2	3	0	0	27		
10	Sheehey, Will	g	2-4	0-0	1-2	0	1	1	4	5	0	3	0	0	16		
23	Abell, Remy	g	0-1	0-1	0-0	0	0	0	0	0	0	0	0	0	2		
25	Pritchard, Tom	g	0-0	0-0	0-0	1	3	4	0	0	1	0	0	0	15		
30	Roth, Matt	g	2-3	2-3	0-0	1	0	1	2	6	1	0	0	0	15		
32	Elston, Derek	g	0-0	0-0	0-0	0	0	0	1	0	0	1	0	1	5		
	Team					2	0	2									
Totals			24-55	7-21	8-11	10	18	28	19	63	12	17	2	4	200		
FG % 1st Half:		6-22	27.3%	2nd half:	18-33	54.5%	Game:		24-55	43.6%	Deadball						
3FG % 1st Half:		1-6	16.7%	2nd half:	6-15	40.0%	Game:		7-21	33.3%	Rebounds						
FT % 1st Half:		1-1	100.0%	2nd half:	7-10	70.0%	Game:		8-11	72.7%							

Ohio State 80 • 16-3, 4-2

#	Player	Total			3-Ptr			Rebounds			PF	TP	A	TO	Blk	Stl	Min
		FG-FGA	FG-FGA	FT-FTA	Off	Def	Tot	Off	Def	Tot							
00	Sullinger, Jared	f	7-14	0-1	2-4	3	6	9	3	16	1	3	1	2	38		
01	Thomas, Deshaun	f	5-9	0-2	1-1	2	1	3	2	11	3	2	0	1	26		
04	Craft, Aaron	g	3-6	0-0	2-4	1	2	3	3	8	7	0	0	3	33		
32	Smith Jr., Lenzelle	g	10-12	4-5	4-6	2	5	7	0	28	1	0	0	1	34		
44	Buford, William	g	5-12	2-5	0-0	0	4	4	2	12	4	4	1	2	37		
03	Sibert, Jordan	g	0-0	0-0	0-0	0	0	0	0	0	0	0	0	0	1		
02	Scott, Shannon	g	0-2	0-2	0-0	0	1	1	1	0	0	0	1	0	9		
12	Thompson, Sam	g	0-0	0-0	0-0	0	0	0	0	0	0	0	0	0	6		
15	Weatherspoon, J.D.	g	0-0	0-0	0-0	0	0	0	0	0	0	1	1	1	6		
23	Williams, Amir	g	0-0	0-0	0-0	0	0	0	0	0	0	0	1	0	1		
30	Ravenel, Evan	g	1-2	0-0	3-4	2	1	3	3	5	0	2	0	0	9		
	Team					1	2	3									
Totals			31-57	6-15	12-19	11	22	33	15	80	16	12	5	10	200		
FG % 1st Half:		14-29	48.3%	2nd half:	17-28	60.7%	Game:		31-57	54.4%	Deadball						
3FG % 1st Half:		1-6	16.7%	2nd half:	6-15	40.0%	Game:		6-15	40.0%	Rebounds						
FT % 1st Half:		2-4	50.0%	2nd half:	10-15	66.7%	Game:		12-19	63.2%							

Officials: Terry Wymmer, Pat Driscoll, Gene Steratore  
Technical fouls: Indiana-None. Ohio State-None.  
Attendance: 18809

Score by periods	1st	2nd	Total
Indiana	14	49	63
Ohio State	35	45	80

Last FG - IND 2nd-00:10, OSU 2nd-02:15.  
Largest lead - IND by 2 1st-18:46, OSU by 26 2nd-14:29.

Score tied - 1 time.  
Lead changed - 1 time.



Official Basketball Box Score -- Game Totals -- Final Statistics  
Indiana vs Nebraska  
01/18/12 6:01 p.m. at Devaney Center (Lincoln, Neb.)



Indiana 69 • 15-4, 3-4

#	Player	Total			3-Ptr			Rebounds			PF	TP	A	TO	Blk	Stl	Min
		FG-FGA	FG-FGA	FT-FTA	Off	Def	Tot	Off	Def	Tot							
02	Watford, Christian	f	3-8	1-2	1-2	2	8	10	1	8	2	4	0	0	34		
40	Zeller, Cody	f	7-12	0-0	4-5	2	5	7	3	18	2	2	0	0	27		
01	Hulls, Jordan	g	3-8	2-6	4-5	0	4	4	1	12	2	1	0	0	35		
04	Oladipo, Victor	g	2-4	1-3	0-0	1	5	6	1	5	4	3	0	2	25		
12	Jones III, Verdell	g	2-4	0-0	0-1	1	5	6	3	4	5	1	0	0	26		
10	Sheehey, Will	g	3-6	1-2	0-0	0	2	2	1	7	1	2	1	1	17		
23	Abell, Remy	g	0-0	0-0	0-0	0	0	0	0	0	0	0	0	0	1		
25	Pritchard, Tom	g	2-3	0-0	0-0	0	1	1	2	4	0	0	1	0	13		
30	Roth, Matt	g	3-5	3-5	0-0	0	0	0	0	9	1	1	0	0	16		
32	Elston, Derek	g	1-1	0-0	0-0	0	0	0	0	2	0	0	0	0	6		
	Team					0	1	1									
Totals			26-51	8-18	9-13	5	29	34	12	69	17	15	2	3	200		
FG % 1st Half:		16-26	61.5%	2nd half:	10-25	40.0%	Game:		26-51	51.0%	Deadball						
3FG % 1st Half:		5-9	55.6%	2nd half:	3-9	33.3%	Game:</										



Official Basketball Box Score -- Game Totals -- Final Statistics  
 Indiana vs Wisconsin  
 01/26/12 8pm at Kohl Center, Madison, Wis.



Indiana 50 • 16-5, 4-5

#	Player	Pos	Total		3-Ptr		Rebounds			PF	TP	A	TO	Blk	Stl	Min
			FG-FGA	FT-FTA	FG-FGA	FT-FTA	Off	Def	Tot							
02	Watford, Christian	f	4-6	2-3	2-6	1	2	3	4	12	0	3	0	1	30	
40	Zeller, Cody	f	2-7	0-0	3-4	2	1	3	4	7	0	0	1	1	19	
01	Hulls, Jordan	g	4-8	1-3	0-0	0	6	6	2	9	2	2	0	0	34	
04	Oladipo, Victor	g	1-4	0-0	0-0	2	2	4	2	2	0	2	0	1	19	
12	Jones III, Verdell	g	6-10	0-1	0-0	0	3	3	3	12	2	2	0	0	30	
10	Sheehey, Will		1-6	0-0	0-0	1	1	2	1	2	0	0	0	0	25	
23	Abell, Remy		0-0	0-0	0-0	0	0	0	0	0	0	0	0	0	2	
25	Pritchard, Tom		0-0	0-0	0-0	0	0	0	1	0	0	0	0	0	10	
30	Roth, Matt		1-2	0-1	0-0	0	0	0	1	2	0	0	0	0	15	
32	Elston, Derek		2-3	0-0	0-0	0	3	3	0	4	0	1	0	0	16	
	Team					2	4	6								
Totals			21-46	3-8	5-10	8	22	30	18	50	4	10	1	3	200	
FG % 1st Half: 12-24			50.0%	2nd half: 9-22	40.9%	Game: 21-46		45.7%								
3FG % 1st Half: 2-4			50.0%	2nd half: 1-4	25.0%	Game: 3-8		37.5%	Deadball Rebounds 2							
FT % 1st Half: 1-2			50.0%	2nd half: 4-8	50.0%	Game: 5-10		50.0%								

Wisconsin 57 • 17-5, 6-3

#	Player	Pos	Total		3-Ptr		Rebounds			PF	TP	A	TO	Blk	Stl	Min
			FG-FGA	FT-FTA	FG-FGA	FT-FTA	Off	Def	Tot							
05	Evans, Ryan	f	2-8	0-0	8-8	4	5	9	3	12	2	1	1	0	30	
31	Bruesewitz, Mike	f	3-5	0-1	4-4	2	2	4	1	10	2	1	1	0	36	
40	Berggren, Jared	f	2-4	0-1	0-0	0	1	1	3	4	1	0	5	0	23	
11	Taylor, Jordan	g	5-14	0-5	0-2	0	5	5	1	10	2	0	0	1	39	
01	Gasser, Josh	g	3-8	1-4	1-1	0	2	2	1	8	1	1	0	2	40	
21	Brust, Ben		4-9	3-6	2-2	1	2	3	1	13	0	1	0	0	22	
33	Wilson, Rob		0-0	0-0	0-2	0	0	0	0	0	0	0	0	0	2	
44	Kaminsky, Frank		0-0	0-0	0-0	0	0	0	0	0	0	0	1	0	8	
	Team					1	2	3			2					
Totals			19-48	4-17	15-19	8	19	27	10	57	8	6	8	3	200	
FG % 1st Half: 10-26			38.5%	2nd half: 9-22	40.9%	Game: 19-48		39.6%	Deadball Rebounds 3.1							
3FG % 1st Half: 2-8			25.0%	2nd half: 2-9	22.2%	Game: 4-17		23.5%								
FT % 1st Half: 3-7			42.9%	2nd half: 12-12	100.0%	Game: 15-19		78.9%								

Officials: Ted Valentini, Lamont Simpson, Steve McLunkins  
 Technical fouls: Indiana-None, Wisconsin-None.  
 Attendance: 17230

Score by periods	1st	2nd	Total
Indiana	27	23	50
Wisconsin	25	32	57

Points	In Paint	Off T/O	2nd Chance	Fast Break	Bench
IND	24	9	3	10	8
WISC	26	7	9	9	13

Last FG - IND 2nd-02:09, WISC 2nd-02:50. Score tied - 5 times.  
 Largest lead - IND by 6 1st-10:24, WISC by 7 2nd-00:02. Lead changed - 10 times.



# #0 • Kory Barnett

6-6 • F • 186 • Senior

Rochester, Ind. / Rochester

### CAREER HIGHS

Points ..... 3 (2x), last vs. Howard, 12/19/11  
 Rebounds ..... 2, at Illinois, 1/10/09  
 Assists ..... 1 (2x), last vs. UTC, 11/13/11  
 Blocks ..... 1, vs. Florida Gulf Coast, 11/12/10  
 Steals .1 (2x), last vs. Stony Brook, 11/11/11  
 Minutes ..... 6, vs. SIU-E, 12/17/10

### 2011-12 (SENIOR)

Recorded an assist and steal in three minutes of action against Stony Brook ... posted a rebound and assist against Chattanooga ... played one minute at Evansville ... saw two minutes of action against Savannah State and attempted one 3-point field goal ... appeared for one minute against Gardner-Webb ... entered the game against Butler ... knocked down a baseline jumper and grabbed a rebound against Stetson ... dropped in a 3-ball against Howard ... played five minutes and grabbed a rebound against UMBC.

### CAREER STATS (OVERALL)

Season	gp-gs	min/avg	Total		3-Point		F-Throws		Rebounds				Scoring								
			fg-fga	pct	fg-fga	pct	ft-fa	pct	off	def	tot	avg	pf	fo	ast	to	blk	stl	pts	avg	
2008-09	8-0	20/2.5	0-0	.000	0-0	.000	0-0	.000	1	2	3	0.4	3	0	0	2	0	0	0	0	0.0
2009-10	12-0	24/2.0	0-4	.000	0-4	.000	0-2	.000	0	1	1	0.1	0	0	0	0	0	1	0	0	0.0
2010-11	12-0	30/2.5	1-9	.111	1-6	.167	2-4	.500	1	3	4	0.3	0	0	1	1	1	0	0	5	0.4
2011-12	9-0	17/1.9	2-4	.500	1-3	.333	0-2	.000	0	3	3	0.3	1	0	2	1	0	1	0	5	0.6
TOTAL	41-0	91/2.2	3-17	.176	2-13	.154	2-8	.250	2	9	11	0.3	4	0	3	4	1	2	0	10	0.2

### CAREER STATS (BIG TEN)

Season	gp-gs	min/avg	Total		3-Point		F-Throws		Rebounds				Scoring								
			fg-fga	pct	fg-fga	pct	ft-fa	pct	off	def	tot	avg	pf	fo	ast	to	blk	stl	pts	avg	
2008-09	4-0	12/3.0	0-0	.000	0-0	.000	0-0	.000	1	2	3	0.8	0	0	0	1	0	0	0	0	0.0
2009-10	6-0	11/1.8	0-2	.000	0-2	.000	0-2	.000	0	1	1	0.2	0	0	0	0	0	0	0	0	0.0
2010-11	3-0	4/1.3	0-1	.000	0-1	.000	0-0	.000	0	0	0	0.0	0	0	1	0	0	0	0	0	0.0
TOTAL	13-0	27/2.1	0-3	.000	0-3	.000	0-2	.000	1	3	4	0.3	0	0	1	1	0	0	0	0	0.0

### 2011-12 GAME-BY-GAME

Opponent	Date	gs	min	Total		3-Pointers		Free throws		Rebounds				pf	a	t/o	blk	stl	pts	avg	
				fg-fga	pct	3fg-fga	pct	ft-fa	pct	off	def	tot	avg								
STONY BROOK	11/11/11		3	0-1	.000	0-1	.000	0-0	.000	0	0	0	0.0	0	1	0	0	1	0	0.0	
CHATTANOOGA	11/13/11		2	0-0	.000	0-0	.000	0-0	.000	0	1	1	0.5	0	1	0	0	0	0	0.0	
at Evansville	11/16/11		1	0-0	.000	0-0	.000	0-0	.000	0	0	0	0.3	0	0	0	0	0	0	0.0	
SAVANNAH ST.	11/19/11		2	0-1	.000	0-1	.000	0-0	.000	0	0	0	0.3	1	0	0	0	0	0	0.0	
GARDNER-WEBB	11/21/11		1	0-0	.000	0-0	.000	0-0	.000	0	0	0	0.2	0	0	0	0	0	0	0.0	
BUTLER	11/27/11		0	0-0	.000	0-0	.000	0-0	.000	0	0	0	0.2	0	0	0	0	0	0	0.0	
STETSON	12/04/11		1	1-1	1.000	0-0	.000	0-0	.000	0	1	1	0.3	0	0	0	0	0	2	0.3	
HOWARD	12/19/11		2	1-1	1.000	1-1	1.000	0-0	.000	0	0	0	0.3	0	0	0	0	0	3	0.6	
UMBC	12/22/11		5	0-0	.000	0-0	.000	0-2	.000	0	1	1	0.3	0	0	1	0	0	0	0.6	
Totals			0	17	2-4	.500	1-3	.333	0-2	.000	0	3	3	0.3	1	2	1	0	1	5	0.6



# #1 • Jordan Hulls

6-0 • G • 170 • Junior

Bloomington, Ind. / Bloomington South

### CAREER HIGHS

Points ..... 28, at Penn State, 1/8/12  
 Rebounds ..... 7, vs. NC Central, 12/19/09  
 Assists ..... 8, vs. NC Central, 12/19/09  
 Blocks..... 1 (6x), last vs. PSU (BTT), 3/10/11  
 Steals ..... 4, vs. Kentucky, 12/10/11  
 Minutes ..... 44, vs. Northwestern, 3/6/10

### 2011-12 (JUNIOR)

Dished out six assists and scored four points against Stony Brook ... made 6-of-9 shots, all coming from beyond the arc, for 18 points against Chattanooga ... dropped in 14 points to go with two assists and a steal at Evansville ... tallied six points, three assists and two steals against Savannah State ... shot 5-of-9, including 2-of-3 from long range, to score 14 points against Butler ... also contributed three assists, two rebounds and two steals in 38 minutes played vs. the Bulldogs ... scored 20 points, grabbed four rebounds and handed out five assists in the Hoosiers road win at NC State ... posted 12 points, four assists, two rebounds and a steal against Stetson ... scored 11 points on 4-of-7 shooting, including 3-of-6 from long range against Kentucky ... also dished out five assists, swiped four steals and grabbed two boards vs. the Wildcats ... dropped in 12 points to go with three assists and two rebounds against Notre Dame ... knocked down 5-of-6 shots, including a 4-of-5 effort from long range, to lead the team with 16 points against Howard ... also added four rebounds and four assists vs. the Bison ... scored 16 points on 5-of-9 shooting with four rebounds, three assists and a steal against UMBC ... also went 3-of-4 at the free throw line to end his streak of consecutive made free throws at 58 - the 10th longest in NCAA history and a new Big Ten record ... tallied four points and five assists at Michigan State ... put home a game-high 17 points on 4-of-5 shooting from the 3-point line in the victory against Ohio State ... lit up the scoring column with 28 points on 7-of-9 shooting from 3-point land and 7-of-9 on free throws to go with four assists and two steals at Penn State ... totaled 13 points, three rebounds, an assist and steal against Minnesota ... credited with 11 points, five assists and five rebounds at Ohio State ... had 12 points, four rebounds and two assists at Nebraska ... went for 14 points, four boards, three assists and three steals against Penn State ... dropped in nine points and snared six rebounds at Wisconsin.

### CAREER STATS (OVERALL)

Season	gp-gs	min/avg	Total		3-Point		F-Throws		Rebounds				Scoring							
			fg-fga	pct	fg-fga	pct	ft-fa	pct	off	def	tot	avg	pf	fo	ast	to	blk	stl	pts	avg
2009-10	31-17	779/25.1	63-155	.406	47-117	.402	24-30	.800	21	45	66	2.1	58	1	45	37	0	18	197	6.4
2010-11	32-32	999/31.2	123-255	.482	55-133	.414	52-57	.912	9	63	72	2.3	62	1	94	54	6	29	353	11.0
2011-12	21-21	633/30.1	84-166	.506	46-94	.489	42-47	.894	6	53	59	2.8	42	1	69	46	1	23	256	12.2
TOTAL	84-70	2411/28.7	270-576	.469	148-344	.430	118-134	.881	36	161	197	2.3	162	3	208	137	7	70	806	9.6

### CAREER STATS (BIG TEN)

Season	gp-gs	min/avg	Total		3-Point		F-Throws		Rebounds				Scoring							
			fg-fga	pct	fg-fga	pct	ft-fa	pct	off	def	tot	avg	pf	fo	ast	to	blk	stl	pts	avg
2009-10	18-15	540/30.0	46-113	.407	33-85	.388	16-20	.800	12	28	40	2.2	41	1	22	26	0	8	141	7.8
2010-11	18-18	611/33.9	80-177	.452	29-83	.349	35-35	1.000	5	36	41	2.3	36	0	48	33	1	13	224	12.4
2011-12	9-9	296/32.9	34-79	.430	19-46	.413	24-28	.857	2	29	31	3.4	24	1	26	21	1	8	111	12.3
TOTAL	45-42	1447/32.2	160-369	.434	81-214	.379	75-83	.904	19	93	112	2.5	101	2	96	80	2	29	476	10.6

### 2011-12 GAME-BY-GAME

Opponent	Date	gs	min	Total		3-Pointers		Free throws		Rebounds				pf	a	t/o	blk	stl	pts	avg	
				fg-fga	pct	3fg-fga	pct	ft-fa	pct	off	def	tot	avg								
STONY BROOK	11/11/11	*	27	2-3	.667	0-1	.000	0-0	.000	0	0	0	0.0	1	6	3	0	0	4	4.0	
CHATTANOOGA	11/13/11	*	27	6-9	.667	6-9	.667	0-0	.000	0	2	2	1.0	0	3	1	0	0	18	11.0	
at Evansville	11/16/11	*	27	5-7	.714	2-3	.667	2-2	1.000	0	0	0	0.0	2	2	0	0	1	14	12.0	
SAVANNAH ST.	11/19/11	*	25	2-3	.667	0-0	.000	2-2	1.000	0	2	2	1.0	0	3	0	0	2	6	10.5	
GARDNER-WEBB	11/21/11	*	24	1-4	.250	0-3	.000	0-0	.000	1	3	4	1.6	2	2	2	0	1	2	8.8	
BUTLER	11/27/11	*	38	5-9	.556	2-3	.667	2-2	1.000	1	1	2	1.7	2	3	2	0	2	14	9.7	
at NC State	11/30/11	*	36	6-9	.667	3-4	.750	5-5	1.000	1	3	4	2.0	2	5	2	0	2	20	11.1	
STETSON	12/04/11	*	24	5-12	.417	2-5	.400	0-0	.000	0	2	2	2.0	0	4	1	0	1	12	11.3	
KENTUCKY	12/10/11	*	35	4-7	.571	3-6	.500	0-0	.000	0	2	2	2.0	3	5	5	0	4	11	11.2	
vs Notre Dame	12/17/11	*	30	4-9	.444	2-2	1.000	2-2	1.000	1	1	2	2.0	3	3	3	0	1	12	11.3	
HOWARD	12/19/11	*	22	5-6	.833	4-5	.800	2-2	1.000	0	4	4	2.2	0	4	2	0	0	16	11.7	
UMBC	12/22/11	*	22	5-9	.556	3-7	.429	3-4	.750	0	4	4	2.3	3	3	2	0	1	16	12.1	
at Michigan State	12/28/11	*	35	2-10	.200	0-4	.000	0-0	.000	2	2	4	2.5	2	5	4	0	0	4	11.5	
OHIO STATE	12/31/11	*	31	6-9	.667	4-5	.800	1-2	.500	0	2	2	2.4	2	2	1	1	0	17	11.9	
MICHIGAN	01/05/12	*	29	1-4	.250	1-1	1.000	0-0	.000	0	2	2	2.4	3	2	2	0	1	3	11.3	
at Penn State	01/08/12	*	34	7-11	.636	7-9	.778	7-9	.778	0	1	1	2.3	4	4	4	0	2	28	12.3	
MINNESOTA	01/12/12	*	30	4-9	.444	1-5	.200	4-4	1.000	0	3	3	2.4	5	1	2	0	1	13	12.4	
at Ohio State	01/15/12	*	35	4-11	.364	1-6	.167	2-2	1.000	0	5	5	2.5	3	5	5	0	1	11	12.3	
at Nebraska	01/18/12	*	35	3-8	.375	2-6	.333	4-5	.800	0	4	4	2.6	1	2	1	0	0	12	12.3	
PENN STATE	01/22/12	*	33	3-9	.333	2-7	.286	6-6	1.000	0	4	4	2.7	2	3	0	0	3	14	12.4	
at Wisconsin	01/26/12	*	34	4-8	.500	1-3	.333	0-0	.000	0	6	6	2.8	2	2	2	0	0	9	12.2	
Totals			21	633	84-166	.506	46-94	.489	42-47	.894	6	53	59	2.8	42	69	46	1	23	256	12.2





# #2 • Christian Watford

6-9 • F • 215 • Junior

Birmingham, Ala. / Shades Valley

### CAREER HIGHS

Points.....30, at Iowa, 1/23/11  
 Rebounds 11 (2x), last vs. N'western, 3/6/10  
 Assists.....4 (4x), vs. Michigan, 1/5/12  
 Blocks.....3, vs. Pitt, 12/8/09  
 Steals.....3 (2x), last at Minnesota, 1/4/11  
 Minutes.....40, vs. N'western, 3/6/10

### 2011-12 (SENIOR)

**Career Double-Doubles** - 9, last at Michigan State (12/28/11)

Posted seven points, two rebounds and an assist against Stony Brook ... compiled five boards, three assists, two points and a steal against Chattanooga ... scored 15 points on 5-of-7 to go with eight rebounds ... exploded for 19 points on 6-of-7 shooting in 22 minutes against Savannah State ... posted eight points and seven rebounds against Gardner-Webb ... tallied seven points, two blocks, two offensive boards and an assist against Butler ... scored 16 points, grabbed nine rebounds and blocked a shot at NC State ... tallied nine points, four boards, a block and steal against Stetson ... drilled a buzzer-beating 3-pointer to defeat No. 1 Kentucky, 73-72 ... shot 8-of-15 overall and 4-of-6 from behind the arc for 20 points and five rebounds vs. the Wildcats ... scored 10 points with an assist and a steal against Notre Dame ... compiled 10 points (3-of-4 from the floor and from the foul line), four rebounds, two steals and an assist against Howard ... recorded his eighth career double-double, posting 22 points and 10 rebounds against UMBC ... dropped in a game-high 26 points to go with 10 rebounds at Michigan State - his ninth career double-double and second straight ... the 26 points against the Spartans also gave him 1,005 in his career, becoming the 43rd player in IU history to surpass the 1,000-point mark in their career ... posted 10 points, six rebounds and two assists in the win over Ohio State ... poured in 25 points against Michigan, shooting 8-of-11 from the field (3-of-4 from long range) and 6-of-8 at the free throw line ... also compiled seven rebounds and four assists versus the Wolverines ... played a solid all-around game with 10 points and seven rebounds at Penn State ... scored 13 points, to go along with four rebounds and two assists at Ohio State ... poured in eight points in addition to 10 rebounds and two assists at Nebraska ... gathered 11 points, seven rebounds, two assists and two blocks against Penn State ... contributed 12 points and three rebounds at Wisconsin.

### CAREER STATS (OVERALL)


Season	gp-gs	min/avg	Total		3-Point		F-Throws			Rebounds				Scoring						
			fg-fga	pct	fg-fga	pct	ft-fa	pct	off	def	tot	avg	pf	fo	ast	to	blk	stl	pts	avg
2009-10	31-31	884/28.5	120-320	.375	15-47	.319	116-145	.800	60	127	187	6.0	67	1	18	72	19	16	371	12.0
2010-11	29-28	845/29.1	143-339	.422	37-97	.381	140-166	.843	41	115	156	5.4	67	1	32	55	12	22	463	16.0
2011-12	21-21	594/28.3	85-194	.438	35-72	.486	59-81	.728	26	92	118	5.6	43	0	29	43	10	14	264	12.6
<b>TOTAL</b>	<b>81-80</b>	<b>2323/28.7</b>	<b>348-853</b>	<b>.408</b>	<b>87-216</b>	<b>.403</b>	<b>315-392</b>	<b>.804</b>	<b>127</b>	<b>334</b>	<b>461</b>	<b>5.7</b>	<b>177</b>	<b>2</b>	<b>79</b>	<b>170</b>	<b>41</b>	<b>52</b>	<b>1098</b>	<b>13.6</b>

### CAREER STATS (BIG TEN)

Season	gp-gs	min/avg	Total		3-Point		F-Throws			Rebounds				Scoring						
			fg-fga	pct	fg-fga	pct	ft-fa	pct	off	def	tot	avg	pf	fo	ast	to	blk	stl	pts	avg
2009-10	18-18	545/30.3	70-193	.363	9-28	.321	64-83	.771	40	69	109	6.1	36	0	10	40	7	6	213	11.8
2010-11	15-14	432/28.8	63-168	.375	23-62	.371	61-72	.847	20	56	76	5.1	39	0	8	29	6	8	210	14.0
2011-12	9-9	292/32.4	37-89	.416	17-36	.472	28-41	.683	9	48	57	6.3	20	0	14	24	5	4	119	13.2
<b>TOTAL</b>	<b>42-41</b>	<b>1269/30.2</b>	<b>170-450</b>	<b>.378</b>	<b>49-126</b>	<b>.389</b>	<b>153-196</b>	<b>.781</b>	<b>69</b>	<b>173</b>	<b>242</b>	<b>5.8</b>	<b>95</b>	<b>0</b>	<b>32</b>	<b>93</b>	<b>18</b>	<b>18</b>	<b>542</b>	<b>12.9</b>

### 2011-12 GAME-BY-GAME

Opponent	Date	gs	min	Total		3-Pointers		Free throws		Rebounds				Scoring							
				fg-fga	pct	3fg-fga	pct	ft-fa	pct	off	def	tot	avg	pf	a	t/o	blk	stl	pts	avg	
STONY BROOK	11/11/11	*	25	2-7	.286	1-2	.500	2-2	1.000	0	2	2	2.0	1	1	3	0	0	7	7.0	
CHATTANOOGA	11/13/11	*	20	1-7	.143	0-3	.000	0-1	.000	1	4	5	3.5	1	3	1	0	1	2	4.5	
at Evansville	11/16/11	*	24	5-7	.714	2-3	.667	3-3	1.000	0	8	8	5.0	0	1	1	0	1	15	8.0	
SAVANNAH ST.	11/19/11	*	22	6-7	.857	2-2	1.000	5-5	1.000	1	2	3	4.5	4	1	2	0	1	19	10.8	
GARDNER-WEBB	11/21/11	*	24	3-9	.333	0-3	.000	2-2	1.000	3	4	7	5.0	2	3	1	0	0	8	10.2	
BUTLER	11/27/11	*	20	2-10	.200	1-2	.500	2-4	.500	2	0	2	4.5	2	1	3	2	0	7	9.7	
at NC State	11/30/11	*	33	4-9	.444	3-5	.600	5-6	.833	2	7	9	5.1	2	0	2	1	0	16	10.6	
STETSON	12/04/11	*	22	4-7	.571	0-1	.000	1-2	.500	3	1	4	5.0	3	0	3	1	1	9	10.4	
KENTUCKY	12/10/11	*	30	8-15	.533	4-6	.667	0-0	.000	1	4	5	5.0	2	1	1	0	1	20	11.4	
vs Notre Dame	12/17/11	*	32	2-9	.222	0-0	.000	6-6	1.000	0	2	2	4.7	2	1	0	0	1	10	11.3	
HOWARD	12/19/11	*	22	3-4	.750	1-1	1.000	3-4	.750	1	3	4	4.6	1	1	1	0	2	10	11.2	
UMBC	12/22/11	*	28	8-14	.571	4-8	.500	2-5	.400	3	7	10	5.1	3	2	1	1	2	22	12.1	
at Michigan State	12/28/11	*	35	9-16	.563	4-6	.667	4-6	.667	2	8	10	5.5	3	1	3	1	0	26	13.2	
OHIO STATE	12/31/11	*	35	3-10	.300	0-2	.000	4-6	.667	1	5	6	5.5	2	2	1	1	1	10	12.9	
MICHIGAN	01/05/12	*	33	8-11	.727	3-4	.750	6-8	.750	0	7	7	5.6	2	4	3	0	0	25	13.7	
at Penn State	01/08/12	*	37	2-10	.200	2-3	.667	4-4	1.000	1	6	7	5.7	2	1	3	0	1	10	13.5	
MINNESOTA	01/12/12	*	29	1-7	.143	0-4	.000	2-2	1.000	0	3	3	5.5	2	0	4	0	0	4	12.9	
at Ohio State	01/15/12	*	27	4-13	.308	3-8	.375	2-2	1.000	1	3	4	5.4	1	2	1	1	1	13	12.9	
at Nebraska	01/18/12	*	34	3-8	.375	1-2	.500	1-2	.500	2	8	10	5.7	1	2	4	0	0	8	12.7	
PENN STATE	01/22/12	*	32	3-8	.375	2-4	.500	3-5	.600	1	6	7	5.8	3	2	2	2	0	11	12.6	
at Wisconsin	01/26/12	*	30	4-6	.667	2-3	.667	2-6	.333	1	2	3	5.6	4	0	3	0	1	12	12.6	
<b>Totals</b>			<b>21</b>	<b>594</b>	<b>85-194</b>	<b>.438</b>	<b>35-72</b>	<b>.486</b>	<b>59-81</b>	<b>.728</b>	<b>26</b>	<b>92</b>	<b>118</b>	<b>5.6</b>	<b>43</b>	<b>29</b>	<b>43</b>	<b>10</b>	<b>14</b>	<b>264</b>	<b>12.6</b>



# #3 • Maurice Creek

6-5 • G • 200 • Junior

Oxon Hill, Md. / Hargrave Military Academy

### CAREER HIGHS

Points .....31, vs. Kentucky, 12/12/09  
 Rebounds ..... 8, vs. Pitt, 12/8/09  
 Assists .....4 (2x), last vs. SIU-E, 12/17/10  
 Blocks ..... 2, vs. Pitt, 12/8/09  
 Steals 3 (2x), last vs. Loyola (Md.), 12/22/09  
 Minutes .....32, vs. Kentucky, 12/12/09

### 2011-12 (REDSHIRT)

Will sit out the season after suffering a ruptured achilles heel in the fall.

## CAREER STATS (OVERALL)

Season	gp-gs	min/avg	Total		3-Point		F-Throws		Rebounds				Scoring							
			fg-fga	pct	fg-fga	pct	ft-fga	pct	off	def	tot	avg	pf	fo	ast	to	blk	stl	pts	avg
2009-10	12-12	305/25.4	69-131	.527	30-67	.448	29-38	.763	19	27	46	3.8	22	1	22	18	5	17	197	16.4
2010-11	18-13	360/20.0	51-131	.389	26-84	.310	21-26	.808	8	35	43	2.4	39	1	21	26	3	4	149	8.3
<b>TOTAL</b>	<b>30-25</b>	<b>665/22.2</b>	<b>120-262</b>	<b>.458</b>	<b>56-151</b>	<b>.371</b>	<b>50-64</b>	<b>.781</b>	<b>27</b>	<b>62</b>	<b>89</b>	<b>3.0</b>	<b>61</b>	<b>2</b>	<b>43</b>	<b>44</b>	<b>8</b>	<b>21</b>	<b>346</b>	<b>11.5</b>

## 2010-11 GAME-BY-GAME

Opponent	Date	gs	min	Total		3-Pointers		Free throws		Rebounds				pf	a	t/o	blk	stl	pts	avg	
				fg-fga	pct	3fg-fga	pct	ft-fga	pct	off	def	tot	avg								
FLORIDA GULF COAST	11/12/10	*	20	5-10	.500	3-7	.429	0-0	.000	1	2	3	3.0	1	1	2	0	0	13	13.0	
WRIGHT STATE	11/14/10	*	16	3-4	.750	1-2	.500	2-2	1.000	0	3	3	3.0	4	1	1	0	0	9	11.0	
MISS. VALLEY STATE	11/16/10	*	18	2-8	.250	1-5	.200	2-2	1.000	1	1	2	2.7	2	0	0	1	0	7	9.7	
EVANSVILLE	11/21/10	*	29	5-10	.500	4-7	.571	5-5	1.000	0	1	1	2.3	3	1	1	0	0	19	12.0	
N.C. CENTRAL	11/23/10	*	23	3-8	.375	0-3	.000	0-0	.000	1	2	3	2.4	3	2	3	0	1	6	10.8	
NORTHWESTERN ST.	11/26/10	*	22	5-11	.455	4-7	.571	0-0	.000	1	2	3	2.5	3	1	2	0	0	14	11.3	
at Boston College	12/01/10	*	21	5-12	.417	2-8	.250	3-5	.600	2	1	3	2.6	3	1	2	0	0	15	11.9	
SAVANNAH STATE	12/04/10	*	20	3-7	.429	3-6	.500	2-2	1.000	0	2	2	2.5	1	2	2	1	0	11	11.8	
at Kentucky	12/11/10	*	23	2-8	.250	1-7	.143	0-0	.000	0	2	2	2.4	4	0	2	0	0	5	11.0	
SIU EDWARDSVILLE	12/17/10	*	23	3-6	.500	1-4	.250	1-2	.500	0	6	6	2.8	1	4	3	0	1	8	10.7	
SOUTH CAROLINA STAT	12/19/10	*	15	2-6	.333	2-5	.400	2-2	1.000	0	1	1	2.6	0	2	0	0	0	8	10.5	
vs Northern Iowa	12/22/10	*	25	1-8	.125	0-4	.000	0-0	.000	0	3	3	2.7	5	2	1	1	1	2	9.8	
vs Colorado	12/23/10	*	19	1-4	.250	0-1	.000	1-2	.500	0	0	0	2.5	4	0	1	0	0	3	9.2	
PENN STATE	12/27/10		13	3-8	.375	0-5	.000	0-0	.000	0	1	1	2.4	2	1	0	0	0	6	9.0	
OHIO STATE	12/31/10		15	2-5	.400	1-3	.333	0-0	.000	0	2	2	2.3	0	1	1	0	0	5	8.7	
at Minnesota	01/04/11		24	4-9	.444	3-7	.429	1-2	.500	2	3	5	2.5	3	1	1	0	1	12	8.9	
at Northwestern	01/09/11		13	0-2	.000	0-1	.000	0-0	.000	0	2	2	2.5	0	0	2	0	0	0	8.4	
MICHIGAN	01/15/11		21	2-5	.400	0-2	.000	2-2	1.000	0	1	1	2.4	0	1	2	0	0	6	8.3	
<b>Totals</b>			<b>13</b>	<b>360</b>	<b>51-131</b>	<b>.389</b>	<b>26-84</b>	<b>.310</b>	<b>21-26</b>	<b>.808</b>	<b>8</b>	<b>35</b>	<b>43</b>	<b>2.4</b>	<b>39</b>	<b>21</b>	<b>26</b>	<b>3</b>	<b>4</b>	<b>149</b>	<b>8.3</b>



# #4 • Victor Oladipo

6-5 • G • 210 • Sophomore

Upper Marlboro, Md. / DeMatha

### CAREER HIGHS

Points ..... 21, vs. Chattanooga, 11/13/11  
 Rebounds ..... 8, vs. Howard, 12/19/11  
 Assists ..... 5 (2x), last vs. GWU, 11/21/11  
 Blocks ..... 2 (2x), last vs. Michigan, 1/5/12  
 Steals ..... 4 (2x), last vs. UMBC, 12/22/11  
 Minutes ..... 35, vs. Ohio State, 12/31/11

### 2011-12 (SOPHOMORE)

Tied for the team-lead with 16 points, on 7-of-9 shooting, against Stony Brook ... also chipped in six rebounds and two steals vs. the Seawolves ... racked up a team-high 21 points against Chattanooga, shooting 6-of-9 from the field and 8-of-11 from the charity strip ... gathered five rebounds, two assists, a block and a steal vs. the Mocs ... had eight points, four rebounds, four assists and three steals at Evansville ... snatched six rebounds to go with his six points in 17 minutes against Savannah State ... used his defense to ignite the Hoosiers in the second half against Gardner-Webb and finished with 13 points, five rebounds and five assists in 24 minutes ... posted 10 points, seven rebounds, two steals and a block against Butler ... registered 11 points, three rebounds and three steals at NC State ... contributed 13 points on 6-of-8 shooting, four boards, three steals and an assist against Stetson ... gathered 13 points, seven rebounds, an assist and block in 32 minutes against Kentucky ... exploded for 16 points on 6-of-7 shooting from the field in 24 minutes against Notre Dame ... provided 10 points, eight rebounds, three assists and a steal against Howard ... stuffed the stat sheet with nine points, six rebounds (four offensive), four assists and four steals against UMBC ... scored 10 points and snatched six rebounds at Michigan State ... dropped in 15 points to go with six rebounds and three steals against Ohio State ... posted five points, four rebounds, two assists, two blocks and two steals against Michigan ... collected six points and six rebounds at Penn State ... scored 10 points on 4-of-6 and added six rebounds, two steals and a block against Minnesota ... registered five points, four assists and two steals at Nebraska ... did not miss a shot, 2-of-2 from the floor and 4-of-4 from the free throw line, en route to eight points against Penn State ... also contributed six boards, two steals and an assist versus the Nittany Lions.

### CAREER STATS (OVERALL)

Season	gp-gs	min/avg	Total		3-Point		F-Throws		Rebounds				Scoring							
			fg-fga	pct	fg-fga	pct	ft-fa	pct	off	def	tot	avg	pf	fo	ast	to	blk	stl	pts	avg
2010-11	32-5	576/18.0	88-161	.547	8-26	.308	52-85	.612	51	68	119	3.7	69	2	28	44	7	34	236	7.4
2011-12	21-21	541/25.8	79-165	.479	8-33	.242	46-69	.667	35	73	108	5.1	54	0	34	40	11	36	212	10.1
TOTAL	53-26	1117/21.1	167-326	.512	16-59	.271	98-154	.636	86	141	227	4.3	123	2	62	84	18	70	448	8.5

### CAREER STATS (BIG TEN)

Season	gp-gs	min/avg	Total		3-Point		F-Throws		Rebounds				Scoring							
			fg-fga	pct	fg-fga	pct	ft-fa	pct	off	def	tot	avg	pf	fo	ast	to	blk	stl	pts	avg
2010-11	18-5	342/19.0	47-89	.528	5-17	.294	36-52	.692	23	37	60	3.3	40	2	12	21	4	12	135	7.5
2011-12	9-9	248/27.6	27-66	.409	3-18	.167	9-17	.529	13	31	44	4.9	20	0	12	17	7	15	66	7.3
TOTAL	27-14	590/21.9	74-155	.477	8-35	.229	45-69	.652	36	68	104	3.9	60	2	24	38	11	27	201	7.4

### 2011-12 GAME-BY-GAME

Opponent	Date	gs	min	Total		3-Pointers		Free throws		Rebounds				pf	a	t/o	blk	stl	pts	avg	
				fg-fga	pct	3fg-fga	pct	ft-fa	pct	off	def	tot	avg								
STONY BROOK	11/11/11	*	24	7-9	.778	0-0	.000	2-2	1.000	1	5	6	6.0	2	0	2	0	2	16	16.0	
CHATTANOOGA	11/13/11	*	27	6-9	.667	1-2	.500	8-11	.727	1	4	5	5.5	3	2	3	1	1	21	18.5	
at Evansville	11/16/11	*	23	3-8	.375	0-2	.000	2-4	.500	2	2	4	5.0	4	4	2	0	3	8	15.0	
SAVANNAH ST.	11/19/11	*	17	3-5	.600	0-0	.000	0-1	.000	2	4	6	5.3	4	1	1	0	0	6	12.8	
GARDNER-WEBB	11/21/11	*	24	5-11	.455	0-2	.000	3-4	.750	2	3	5	5.2	3	5	1	0	2	13	12.8	
BUTLER	11/27/11	*	26	2-5	.400	1-2	.500	5-6	.833	2	5	7	5.5	4	0	3	1	2	10	12.3	
at NC State	11/30/11	*	22	4-12	.333	0-1	.000	3-4	.750	1	2	3	5.1	4	0	1	1	3	11	12.1	
STETSON	12/04/11	*	21	6-8	.750	1-1	1.000	0-0	.000	1	3	4	5.0	1	1	2	0	3	13	12.3	
KENTUCKY	12/10/11	*	32	4-12	.333	0-0	.000	5-6	.833	3	4	7	5.2	2	1	3	1	0	13	12.3	
vs Notre Dame	12/17/11	*	24	6-7	.857	1-2	.500	3-5	.600	1	2	3	5.0	4	1	0	0	0	16	12.7	
HOWARD	12/19/11	*	26	4-9	.444	1-3	.333	1-2	.500	2	6	8	5.3	2	3	2	0	1	10	12.5	
UMBC	12/22/11	*	27	2-4	.500	0-0	.000	5-7	.714	4	2	6	5.3	1	4	3	0	4	9	12.2	
at Michigan State	12/28/11	*	34	5-13	.385	0-2	.000	0-1	.000	3	3	6	5.4	2	1	1	2	2	10	12.0	
OHIO STATE	12/31/11	*	35	7-13	.538	1-4	.250	0-0	.000	1	5	6	5.4	1	1	1	1	3	15	12.2	
MICHIGAN	01/05/12	*	24	2-10	.200	0-3	.000	1-2	.500	0	4	4	5.3	4	2	2	2	2	5	11.7	
at Penn State	01/08/12	*	31	2-8	.250	1-4	.250	1-4	.250	1	5	6	5.4	2	2	2	1	0	6	11.4	
MINNESOTA	01/12/12	*	27	4-6	.667	0-1	.000	2-4	.500	3	3	6	5.4	2	0	2	1	2	10	11.3	
at Ohio State	01/15/12	*	25	2-6	.333	0-1	.000	1-2	.500	2	1	3	5.3	3	1	2	0	1	5	10.9	
at Nebraska	01/18/12	*	25	2-4	.500	1-3	.333	0-0	.000	0	3	3	5.2	1	4	3	0	2	5	10.6	
PENN STATE	01/22/12	*	28	2-2	1.000	0-0	.000	4-4	1.000	1	5	6	5.2	3	1	2	0	2	8	10.5	
at Wisconsin	01/26/12	*	19	1-4	.250	0-0	.000	0-0	.000	2	2	4	5.1	2	0	2	0	1	2	10.1	
Totals			21	541	79-165	.479	8-33	.242	46-69	.667	35	73	108	5.1	54	34	40	11	36	212	10.1



# #10 • Will Sheehey

6-6 • F • 195 • Sophomore

Stuart, Fla. / Sagemont

### CAREER HIGHS

Points .....21, vs. Butler, 11/27/11  
 Rebounds .....9, vs. Notre Dame, 12/17/11  
 Assists .....3, vs. Savannah State, 11/19/11  
 Blocks .....1 (7x), at Nebraska, 1/18/12  
 Steals .....2 (5x), last vs. Butler, 11/27/11  
 Minutes .....31, vs. Butler, 11/27/11

### 2011-12 (SOPHOMORE)

Compiled 13 points (5-of-6 shooting), five rebounds (three offensive), an assist and a steal in just 10 first-half minutes against Stony Brook ... did not play in the second half vs. the Seawolves due to flu-like symptoms ... posted six points, a rebound and assist against Chattanooga ... scored 10 points off the bench at Evansville ... scored 15 points off the bench against Savannah State, including 9-of-12 from the free throw line ... stuffed the stat sheet with 15 points - including 10 straight in the second half, three rebounds, one assist and one steal against Gardner-Webb ... poured in a game-high 21 points against Butler, knocking down 3-of-4 shots from behind the arc and 8-of-10 at the charity stripe ... also provided three rebounds, two assists and two steals in 31 minutes played against the Bulldogs ... named MVP of Hoosier Invitational ... dropped in eight points off the bench and snatched six rebounds at NC State ... chipped in six points, two boards and two assists against Stetson ... scored 10 points and grabbed an offensive rebound against Kentucky ... had just two points against Notre Dame off the bench but set a new personal best with nine rebounds ... scored 10 points to go alongside an offensive rebound and assist against Howard ... missed the last five games with a lower left leg injury ... returned from injury in a big way, compiling 12 points (5-of-7 from the field), six rebounds and an assist in 15 minutes against Minnesota ... had five points in 16 minutes off the bench at Ohio State ... dropped in seven first half points at Nebraska ... scored eight points and grabbed a rebound against Penn State.

### CAREER STATS (OVERALL)

Season	gp-gs	min/avg	Total		3-Point		F-Throws		Rebounds				Scoring							
			fg-fga	pct	fg-fga	pct	ft-fga	pct	off	def	tot	avg	pf	fo	ast	to	blk	stl	pts	avg
2010-11	32-7	443/13.8	62-128	.484	7-23	.304	24-37	.649	31	36	67	2.1	61	3	12	27	5	14	155	4.8
2011-12	16-0	307/19.2	53-111	.477	10-25	.400	36-52	.692	17	31	48	3.0	36	2	17	22	2	5	152	9.5
TOTAL	48-7	750/15.6	115-239	.481	17-48	.354	60-89	.674	48	67	115	2.4	97	5	29	49	7	19	307	6.4

### CAREER STATS (BIG TEN)

Season	gp-gs	min/avg	Total		3-Point		F-Throws		Rebounds				Scoring							
			fg-fga	pct	fg-fga	pct	ft-fga	pct	off	def	tot	avg	pf	fo	ast	to	blk	stl	pts	avg
2010-11	18-7	298/16.6	39-87	.448	5-15	.333	14-21	.667	16	20	36	2.0	47	3	7	14	3	9	97	5.4
2011-12	5-0	87/17.4	14-30	.467	2-7	.286	4-7	.571	4	8	12	2.4	14	2	2	7	1	1	34	6.8
TOTAL	23-7	385/16.7	53-117	.453	7-22	.318	18-28	.643	20	28	48	2.1	61	5	9	21	4	10	131	5.7

### 2011-12 GAME-BY-GAME

Opponent	Date	gs	min	Total		3-Pointers		Free throws		Rebounds				pf	a	t/o	blk	stl	pts	avg	
				fg-fga	pct	3fg-fga	pct	ft-fga	pct	off	def	tot	avg								
STONY BROOK	11/11/11		10	5-6	.833	1-1	1.000	2-2	1.000	3	2	5	5.0	0	1	0	0	1	13	13.0	
CHATTANOOGA	11/13/11		17	3-7	.429	0-2	.000	0-1	.000	0	1	1	3.0	3	1	2	0	0	6	9.5	
at Evansville	11/16/11		21	3-8	.375	1-4	.250	3-5	.600	0	2	2	2.7	1	2	1	1	0	10	9.7	
SAVANNAH ST.	11/19/11		21	3-7	.429	0-0	.000	9-12	.750	0	3	3	2.8	4	3	1	0	0	15	11.0	
GARDNER-WEBB	11/21/11		20	7-11	.636	1-2	.500	0-0	.000	1	2	3	2.8	1	1	2	0	1	15	11.8	
BUTLER	11/27/11		31	5-8	.625	3-4	.750	8-10	.800	1	2	3	2.8	2	2	3	0	2	21	13.3	
at NC State	11/30/11		23	3-7	.429	0-1	.000	2-3	.667	2	4	6	3.3	2	1	3	0	0	8	12.6	
STETSON	12/04/11		21	3-7	.429	0-2	.000	0-0	.000	0	2	2	3.1	2	2	0	0	0	6	11.8	
KENTUCKY	12/10/11		16	3-8	.375	2-2	1.000	2-2	1.000	1	0	1	2.9	3	0	0	0	0	10	11.6	
vs Notre Dame	12/17/11		25	1-7	.143	0-0	.000	0-0	.000	4	5	9	3.5	1	1	3	0	0	2	10.6	
HOWARD	12/19/11		15	3-5	.600	0-0	.000	6-10	.600	1	0	1	3.3	3	1	0	0	0	12	10.7	
MINNESOTA	01/12/12		15	5-7	.714	0-2	.000	2-2	1.000	3	3	6	3.5	3	1	1	0	0	12	10.8	
at Ohio State	01/15/12		16	2-4	.500	0-0	.000	1-2	.500	0	1	1	3.3	4	0	3	0	0	5	10.4	
at Nebraska	01/18/12		17	3-6	.500	1-2	.500	0-0	.000	0	2	2	3.2	1	1	2	1	1	7	10.1	
PENN STATE	01/22/12		14	3-7	.429	1-3	.333	1-3	.333	0	1	1	3.1	5	0	1	0	0	8	10.0	
at Wisconsin	01/26/12		25	1-6	.167	0-0	.000	0-0	.000	1	1	2	3.0	1	0	0	0	0	2	9.5	
Totals			0	307	53-111	.477	10-25	.400	36-52	.692	17	31	48	3.0	36	17	22	2	5	152	9.5



# #11 • Daniel Moore

5-10 • G • 165 • Senior  
Carmel, Ind. / Carmel

### CAREER HIGHS

Points.....10, vs. Chaminade, 11/26/08  
Rebounds ..... 6, vs. Cornell, 11/30/08  
Assists .... 7 (2x), last vs. Lipscomb, 12/28/08  
Blocks..... N/A  
Steals ..... 4, vs. Minnesota, 1/25/09  
Minutes .....37, vs. Gonzaga, 12/6/08

### 2011-12 (SENIOR)

Sank both free throw attempts for two points against Stony Brook ... also contributed a rebound and assist vs. the Seawolves ... hauled in four rebounds and had a steal in 13 minutes of action against Chattanooga ... registered four assists in 11 minutes at Evansville ... played seven minutes against Gardner-Webb ... tallied two steals and an assist against Butler ... filled up nine minutes played with three steals, three assists and a rebound; starting the second half against Stetson ... played five minutes against Kentucky ... played one minute against Notre Dame ... recorded a steal against Howard ... picked up an assist and steal against UMBC ... had an assist and a turnover in seven minutes at Penn State.

## CAREER STATS (OVERALL)

Season	gp-gs	min/avg	Total		3-Point		F-Throws		Rebounds				Scoring							
			fg-fga	pct	fg-fga	pct	ft-fa	pct	off	def	tot	avg	pf	fo	ast	to	blk	stl	pts	avg
2008-09	31-10	533/17.2	25-58	.431	4-11	.364	23-38	.605	10	32	42	1.4	63	2	79	65	0	24	77	2.5
2009-10	28-0	201/7.2	10-20	.500	2-7	.286	14-17	.824	5	15	20	0.7	28	0	9	14	0	11	36	1.3
2010-11	27-0	175/6.5	9-20	.450	3-8	.375	12-14	.857	2	12	14	0.5	22	0	18	13	0	12	33	1.2
2011-12	13-0	88/6.8	0-4	.000	0-1	.000	2-3	.667	2	6	8	0.6	12	0	12	6	0	9	2	0.2
TOTAL	99-10	997/10.1	44-102	.431	9-27	.333	51-72	.708	19	65	84	0.8	125	2	118	98	0	56	148	1.5

## CAREER STATS (BIG TEN)

Season	gp-gs	min/avg	Total		3-Point		F-Throws		Rebounds				Scoring							
			fg-fga	pct	fg-fga	pct	ft-fa	pct	off	def	tot	avg	pf	fo	ast	to	blk	stl	pts	avg
2008-09	18-1	190/10.6	5-16	.313	0-3	.000	4-9	.444	4	7	11	0.6	30	1	28	22	0	10	14	0.8
2009-10	17-0	148/8.7	8-16	.500	2-6	.333	5-6	.833	3	12	15	0.9	19	0	6	9	0	9	23	1.4
2010-11	15-0	84/5.6	3-9	.333	1-5	.200	2-2	1.000	1	5	6	0.4	14	0	6	6	0	6	9	0.6
2011-12	2-0	7/3.5	0-0	.000	0-0	.000	0-0	.000	0	0	0	0.0	2	0	1	1	0	0	0	0.0
TOTAL	52-1	429/8.3	16-41	.390	3-14	.214	11-17	.647	8	24	32	0.6	65	1	41	38	0	25	46	0.9

## 2011-12 GAME-BY-GAME

Opponent	Date	gs	min	Total		3-Pointers		Free throws		Rebounds				pf	a	t/o	blk	stl	pts	avg
				fg-fga	pct	3fg-fga	pct	ft-fa	pct	off	def	tot	avg							
STONY BROOK	11/11/11		6	0-0	.000	0-0	.000	2-2	1.000	0	1	1	1.0	1	1	0	0	2	2.0	
CHATTANOOGA	11/13/11		13	0-0	.000	0-0	.000	0-0	.000	1	3	4	2.5	1	0	1	0	1	1.0	
at Evansville	11/16/11		11	0-2	.000	0-0	.000	0-0	.000	1	1	2	2.3	2	4	0	0	1	0.7	
SAVANNAH ST.	11/19/11		11	0-0	.000	0-0	.000	0-0	.000	0	0	0	1.8	0	1	1	0	0	0.5	
GARDNER-WEBB	11/21/11		7	0-0	.000	0-0	.000	0-0	.000	0	0	0	1.4	3	0	1	0	0	0.4	
BUTLER	11/27/11		3	0-0	.000	0-0	.000	0-0	.000	0	0	0	1.2	0	1	0	0	2	0.3	
STETSON	12/04/11		9	0-0	.000	0-0	.000	0-0	.000	0	1	1	1.1	0	3	0	0	3	0.3	
KENTUCKY	12/10/11		5	0-0	.000	0-0	.000	0-1	.000	0	0	0	1.0	1	0	0	0	0	0.3	
vs Notre Dame	12/17/11		1	0-0	.000	0-0	.000	0-0	.000	0	0	0	0.9	0	0	0	0	0	0.2	
HOWARD	12/19/11		4	0-0	.000	0-0	.000	0-0	.000	0	0	0	0.8	1	0	2	0	1	0.2	
UMBC	12/22/11		11	0-2	.000	0-1	.000	0-0	.000	0	0	0	0.7	1	1	0	0	1	0.2	
at Michigan State	12/28/11		0	0-0	.000	0-0	.000	0-0	.000	0	0	0	0.7	1	0	0	0	0	0.2	
at Penn State	01/08/12		7	0-0	.000	0-0	.000	0-0	.000	0	0	0	0.6	1	1	1	0	0	0.2	
Totals			88	0-4	.000	0-1	.000	2-3	.667	2	6	8	0.6	12	12	6	0	9	2	0.2





# #12 • Verdell Jones III

6-5 • G • 176 • Senior  
Champaign, Ill. / Central

**CAREER HIGHS**

Points .....28, at Northwestern, 2/7/10  
Rebounds .10 (2x), last at Michigan, 1/14/10  
Assists .....9, at Northwestern, 1/9/11  
Blocks 3 (3x), last vs. Loyola (Md.), 12/22/09  
Steals ..... 4, vs. Chattanooga, 11/13/11  
Minutes ..... 41, vs. Northwestern, 3/6/10

**2011-12 (SENIOR)**

Distributed a game-high seven assists and scored seven points against Stony Brook ... converted on 5-of-7 shooting from the field and 6-of-7 from the foul line for 16 points against Chattanooga ... also tallied four steals, three boards, two assists and a block vs. the Mocs ... led Indiana with 17 points and seven assists at Evansville ... collected 11 points, four rebounds and three assists against Savannah State ... added three points but also had three rebounds and four assists against Gardner-Webb ... tallied two points, four rebounds and one assist against Butler ... scored seven points and came away with three steals at NC State ... registered 11 points, four assists and a pair of rebounds against Stetson ... drove and kicked out to Christian Watford for the buzzer-beating 3-pointer assist to beat No. 1 Kentucky ... totaled eight points, four rebounds, three assists and a steal vs. the Wildcats ... registered four points and six rebounds against Notre Dame ... compiled 12 points, seven assists, four rebounds and a steal against Howard ... only saw action in the first half before a hip flexor injury just before halftime forced him to miss the entire second half against UMBC ... scored 11 points and had three assists against Michigan State ... posted 14 points, three rebounds and two steals in the win over Ohio State ... contributed eight points, a team-high six assists, two rebounds and a steal against Michigan ... had five points, four rebounds and six assists at Penn State ... registered seven points, two rebounds and two assists at Ohio State ... played a solid all-around game at Nebraska, scoring four points, grabbing six rebounds and handing out five assists to just one turnover ... scored 12 points - all in the first half - at Wisconsin.

**CAREER STATS (OVERALL)**

Season	gp-gs	min/avg	Total		3-Point		F-Throws		Rebounds				Scoring							
			fg-fga	pct	fg-fga	pct	ft-fa	pct	off	def	tot	avg	pf	fo	ast	to	blk	stl	pts	avg
2008-09	28-25	799/28.5	105-236	.445	20-61	.328	78-110	.709	22	64	86	3.1	66	1	100	99	15	21	308	11.0
2009-10	31-31	974/31.4	149-373	.399	21-77	.273	144-190	.758	28	93	121	3.9	53	0	105	87	13	28	463	14.9
2010-11	28-24	789/28.2	128-286	.448	17-57	.298	78-116	.672	12	79	91	3.3	59	1	89	83	7	27	351	12.5
2011-12	21-21	561/26.7	53-134	.396	8-25	.320	52-71	.732	16	46	62	3.0	46	1	71	56	3	16	166	7.9
TOTAL	108-101	3123/28.9	435-1029	.423	66-220	.300	352-487	.723	78	282	360	3.3	224	3	365	325	38	92	1288	11.9

**CAREER STATS (BIG TEN)**

Season	gp-gs	min/avg	Total		3-Point		F-Throws		Rebounds				Scoring							
			fg-fga	pct	fg-fga	pct	ft-fa	pct	off	def	tot	avg	pf	fo	ast	to	blk	stl	pts	avg
2008-09	18-18	581/32.3	73-168	.435	14-43	.326	55-80	.688	19	50	69	3.8	48	1	78	71	9	10	215	11.9
2009-10	18-18	621/34.5	93-236	.394	13-51	.255	102-129	.791	18	62	80	4.4	34	0	61	57	5	13	301	16.7
2010-11	15-13	456/30.4	70-163	.429	13-34	.382	44-61	.721	6	49	55	3.7	33	0	46	34	5	7	197	13.1
2011-12	9-9	251/27.9	26-63	.413	1-7	.143	12-18	.667	5	19	24	2.7	22	1	29	24	0	6	65	7.2
TOTAL	60-58	1909/31.8	262-630	.416	41-135	.304	213-288	.740	48	180	228	3.8	137	2	214	186	19	36	778	13.0

**2011-12 GAME-BY-GAME**

Opponent	Date	gs	min	Total		3-Pointers		Free throws		Rebounds				Scoring							
				fg-fga	pct	3fg-fga	pct	ft-fa	pct	off	def	tot	avg	pf	a	t/o	blk	stl	pts	avg	
STONY BROOK	11/11/11	*	28	2-6	.333	0-2	.000	3-4	.750	1	0	1	1.0	3	7	1	0	0	7	7.0	
CHATTANOOGA	11/13/11	*	27	5-7	.714	0-0	.000	6-7	.857	0	3	3	2.0	3	2	5	1	4	16	11.5	
at Evansville	11/16/11	*	25	5-8	.625	4-4	1.000	3-5	.600	2	3	5	3.0	2	7	3	2	0	17	13.3	
SAVANNAH ST.	11/19/11	*	24	2-7	.286	0-0	.000	7-10	.700	2	2	4	3.3	2	3	2	0	1	11	12.8	
GARDNER-WEBB	11/21/11	*	23	0-1	.000	0-1	.000	3-6	.500	0	3	3	3.2	1	4	2	0	0	3	10.8	
BUTLER	11/27/11	*	19	0-3	.000	0-0	.000	2-2	1.000	2	2	4	3.3	3	1	3	0	0	2	9.3	
at NC State	11/30/11	*	27	3-6	.500	0-0	.000	1-1	1.000	0	2	2	3.1	2	2	3	0	3	7	9.0	
STETSON	12/04/11	*	27	3-9	.333	1-2	.500	4-4	1.000	1	1	2	3.0	0	4	2	0	0	11	9.3	
KENTUCKY	12/10/11	*	34	2-7	.286	0-1	.000	4-5	.800	2	2	4	3.1	2	3	5	0	1	8	9.1	
vs Notre Dame	12/17/11	*	33	1-5	.200	0-1	.000	2-3	.667	1	5	6	3.4	4	1	2	0	0	4	8.6	
HOWARD	12/19/11	*	26	3-7	.429	2-5	.400	4-5	.800	0	4	4	3.5	1	7	1	0	1	12	8.9	
UMBC	12/22/11	*	17	1-5	.200	0-2	.000	1-1	1.000	0	0	0	3.2	1	1	3	0	0	3	8.4	
at Michigan State	12/28/11	*	28	5-10	.500	0-0	.000	1-2	.500	0	1	1	3.0	1	3	2	0	1	11	8.6	
OHIO STATE	12/31/11	*	34	4-11	.364	0-2	.000	6-6	1.000	1	2	3	3.0	2	1	6	0	2	14	9.0	
MICHIGAN	01/05/12	*	34	3-6	.500	0-0	.000	2-4	.500	0	2	2	2.9	3	6	4	0	1	8	8.9	
at Penn State	01/08/12	*	18	1-2	.500	0-0	.000	3-5	.600	1	3	4	3.0	5	6	3	0	1	5	8.7	
MINNESOTA	01/12/12	*	23	0-6	.000	0-2	.000	0-0	.000	2	1	3	3.0	3	1	3	0	1	0	8.2	
at Ohio State	01/15/12	*	27	3-8	.375	1-2	.500	0-0	.000	0	2	2	2.9	1	2	3	0	0	7	8.1	
at Nebraska	01/18/12	*	26	2-4	.500	0-0	.000	0-1	.000	1	5	6	3.1	3	5	1	0	0	4	7.9	
PENN STATE	01/22/12	*	31	2-6	.333	0-0	.000	0-0	.000	0	0	0	3.0	1	3	0	0	0	4	7.7	
at Wisconsin	01/26/12	*	30	6-10	.600	0-1	.000	0-0	.000	0	3	3	3.0	3	2	2	0	0	12	7.9	
Totals			21	561	53-134	.396	8-25	.320	52-71	.732	16	46	62	3.0	46	71	56	3	16	166	7.9



# #13 • Austin Etherington

6-6 • F • 198 • Freshman

Cicero, Ind. / Hamilton Heights

### CAREER HIGHS

Points ..... 8, vs. Stony Brook, 11/11/11  
 Rebounds ..... 4, vs. UMBC, 12/22/11  
 Assists ..... 1, vs. UMBC, 12/22/11  
 Blocks ..... 1, vs. Chattanooga, 11/13/11  
 Steals ..... 1 (2x), last vs. UMBC, 12/22/11  
 Minutes ..... 13, vs. UMBC, 12/22/11

### 2011-12 (FRESHMAN)

Did not miss a shot in his collegiate debut, burying three field goals in total and two from 3-point range for eight points against Stony Brook ... blocked a shot against Chattanooga ... had a rebound at Evansville ... made 4-of-4 at the free throw line and hauled in two rebounds against Stetson ... scored four points, including a break-away dunk, against Howard ... also chipped in an offensive board and steal in nine minutes played vs. the Bison ... posted four rebounds, two points, an assist and a steal against UMBC ... played two minutes against Ohio State in his Big Ten debut.

### CAREER STATS (OVERALL)

Season	gp-gs	min/avg	Total		3-Point		F-Throws		Rebounds				Scoring								
			fg-fga	pct	fg-fga	pct	ft-fta	pct	off	def	tot	avg	pf	fo	ast	to	blk	stl	pts	avg	
2011-12	10-0	59/5.9	6-12	.500	2-7	.286	4-5	.800	3	8	11	1.1	10	0	1	1	1	1	2	18	1.8

### CAREER STATS (BIG TEN)

Season	gp-gs	min/avg	Total		3-Point		F-Throws		Rebounds				Scoring								
			fg-fga	pct	fg-fga	pct	ft-fta	pct	off	def	tot	avg	pf	fo	ast	to	blk	stl	pts	avg	
2011-12	2-0	2/1.0	0-0	.000	0-0	.000	0-1	.000	0	0	0	0.0	1	0	0	0	0	0	0	0	0.0

### 2011-12 GAME-BY-GAME

Opponent	Date	gs	min	Total		3-Pointers		Free throws		Rebounds				pf	a	t/o	blk	stl	pts	avg	
				fg-fga	pct	3fg-fga	pct	ft-fta	pct	off	def	tot	avg								
STONY BROOK	11/11/11		5	3-3	1.000	2-2	1.000	0-0	.000	0	1	1	1.0	0	0	0	0	0	8	8.0	
CHATTANOOGA	11/13/11		5	0-0	.000	0-0	.000	0-0	.000	0	0	0	0.5	1	0	0	1	0	0	4.0	
at Evansville	11/16/11		4	0-0	.000	0-0	.000	0-0	.000	0	1	1	0.7	2	0	0	0	0	0	2.7	
SAVANNAH ST.	11/19/11		9	0-1	.000	0-1	.000	0-0	.000	0	1	1	0.8	2	0	0	0	0	0	2.0	
GARDNER-WEBB	11/21/11		7	0-1	.000	0-1	.000	0-0	.000	1	0	1	0.8	1	0	0	0	0	0	1.6	
STETSON	12/04/11		5	0-0	.000	0-0	.000	4-4	1.000	0	2	2	1.0	1	0	1	0	0	4	2.0	
HOWARD	12/19/11		9	2-3	.667	0-1	.000	0-0	.000	1	0	1	1.0	1	0	0	0	1	4	2.3	
UMBC	12/22/11		13	1-4	.250	0-2	.000	0-0	.000	1	3	4	1.4	1	1	0	0	1	2	2.3	
OHIO STATE	12/31/11		2	0-0	.000	0-0	.000	0-0	.000	0	0	0	1.2	1	0	0	0	0	0	2.0	
MICHIGAN	01/05/12		0	0-0	.000	0-0	.000	0-1	.000	0	0	0	1.1	0	0	0	0	0	0	1.8	
<b>Totals</b>			0	59	6-12	.500	2-7	.286	4-5	.800	3	8	11	1.1	10	1	1	1	2	18	1.8



# #15 • Raphael Smith

6-3 • G • 175 • Freshman

South Bend, Ind. / Riley

### CAREER HIGHS

Points ..... 2, vs. Howard, 12/19/11  
 Rebounds ..... 1 (2x), last vs. UMBC, 12/22/11  
 Assists ..... N/A  
 Blocks ..... N/A  
 Steals ..... N/A  
 Minutes ..... 2 (3x), last vs. UMBC, 12/22/11

### 2011-12 (FRESHMAN)

Played two minutes against Stony Brook ... played one minute at Evansville ... saw a minute of action against Gardner Webb ... played a minute in the Stetson game ... tallied the first two points and rebound of his career, converting on both foul shots against Howard ... grabbed a rebound against UMBC.

### CAREER STATS (OVERALL)

Season	gp-gs	min/avg	Total		3-Point		F-Throws		Rebounds				Scoring							
			fg-fga	pct	fg-fga	pct	ft-fta	pct	off	def	tot	avg	pf	fo	ast	to	blk	stl	pts	avg
2011-12	7-0	10/1.4	0-3	.000	0-1	.000	2-2	1.000	0	2	2	0.3	0	0	0	2	0	0	2	0.3

### 2011-12 GAME-BY-GAME

Opponent	Date	gs	min	Total		3-Pointers		Free throws		Rebounds				pf	a	t/o	blk	stl	pts	avg	
				fg-fga	pct	3fg-fga	pct	ft-fta	pct	off	def	tot	avg								
STONY BROOK	11/11/11		2	0-0	.000	0-0	.000	0-0	.000	0	0	0	0.0	0	0	1	0	0	0	0.0	
CHATTANOOGA	11/13/11		1	0-1	.000	0-1	.000	0-0	.000	0	0	0	0.0	0	0	1	0	0	0	0.0	
at Evansville	11/16/11		1	0-1	.000	0-0	.000	0-0	.000	0	0	0	0.0	0	0	0	0	0	0	0.0	
GARDNER-WEBB	11/21/11		1	0-0	.000	0-0	.000	0-0	.000	0	0	0	0.0	0	0	0	0	0	0	0.0	
STETSON	12/04/11		1	0-0	.000	0-0	.000	0-0	.000	0	0	0	0.0	0	0	0	0	0	0	0.0	
HOWARD	12/19/11		2	0-0	.000	0-0	.000	2-2	1.000	0	1	1	0.2	0	0	0	0	0	2	0.3	
UMBC	12/22/11		2	0-1	.000	0-0	.000	0-0	.000	0	1	1	0.3	0	0	0	0	0	0	0.3	
Totals			0	10	0-3	.000	0-1	.000	2-2	1.000	0	2	2	0.3	0	0	2	0	0	2	0.3



# #20 • Taylor Wayer

5-10 • G • 172 • Sophomore

Indianapolis, Ind. / Bishop Chatard

### CAREER HIGHS

Points ..... 3, vs. Florida Gulf Coast, 11/12/10  
 Rebounds ..... 1 (3x), last vs. UMBC, 12/22/11  
 Assists ..... N/A  
 Blocks ..... N/A  
 Steals ..... N/A  
 Minutes ..... 2 (5x), last vs. UMBC, 12/22/11

### 2011-12 (SOPHOMORE)

Played two minutes against Stony Brook ... took a charge against Chattanooga ... played one minute against Gardner-Webb ... also played a minute in the Stetson game ... took the floor for two minutes against Howard ... grabbed a rebound against UMBC.

### CAREER STATS (OVERALL)


Season	gp-gs	min/avg	Total		3-Point		F-Throws		Rebounds				Scoring							
			fg-fga	pct	fg-fga	pct	ft-fta	pct	off	def	tot	avg	pf	fo	ast	to	blk	stl	pts	avg
2010-11	9-0	11/1.2	1-2	.500	1-2	.500	0-2	.000	1	1	2	0.2	2	0	0	0	0	0	3	0.3
2011-12	6-0	9/1.5	0-1	.000	0-1	.000	0-0	.000	0	1	1	0.2	1	0	0	0	0	0	0	0.0
TOTAL	15-0	20/1.3	1-3	.333	1-3	.333	0-2	.000	1	2	3	0.2	3	0	0	0	0	0	3	0.2

### CAREER STATS (BIG TEN)

Season	gp-gs	min/avg	Total		3-Point		F-Throws		Rebounds				Scoring							
			fg-fga	pct	fg-fga	pct	ft-fta	pct	off	def	tot	avg	pf	fo	ast	to	blk	stl	pts	avg
2010-11	2-0	2/1.0	0-0	.000	0-0	.000	0-0	.000	0	0	0	0.0	0	0	0	0	0	0	0	0.0
TOTAL	2-0	2/1.0	0-0	.000	0-0	.000	0-0	.000	0	0	0	0.0	0	0	0	0	0	0	0	0.0

### 2011-12 GAME-BY-GAME

Opponent	Date	gs	min	Total		3-Pointers		Free throws		Rebounds				pf	a	t/o	blk	stl	pts	avg
				fg-fga	pct	3fg-fga	pct	ft-fta	pct	off	def	tot	avg							
STONY BROOK	11/11/11		2	0-0	.000	0-0	.000	0-0	.000	0	0	0	0.0	1	0	0	0	0	0	0.0
CHATTANOOGA	11/13/11		1	0-1	.000	0-1	.000	0-0	.000	0	0	0	0.0	0	0	0	0	0	0	0.0
GARDNER-WEBB	11/21/11		1	0-0	.000	0-0	.000	0-0	.000	0	0	0	0.0	0	0	0	0	0	0	0.0
STETSON	12/04/11		1	0-0	.000	0-0	.000	0-0	.000	0	0	0	0.0	0	0	0	0	0	0	0.0
HOWARD	12/19/11		2	0-0	.000	0-0	.000	0-0	.000	0	0	0	0.0	0	0	0	0	0	0	0.0
UMBC	12/22/11		2	0-0	.000	0-0	.000	0-0	.000	0	1	1	0.2	0	0	0	0	0	0	0.0
Totals			9	0-1	.000	0-1	.000	0-0	.000	0	1	1	0.2	1	0	0	0	0	0	0.0



# #23 • Remy Abell

6-3 • G • 195 • Freshman

Louisville, Ky. / Eastern

**CAREER HIGHS**

Points.....9, vs. Howard 12/19/11  
 Rebounds .....3, vs. Minnesota, 1/12/12  
 Assists .....5, vs. Howard, 12/19/11  
 Blocks.....1, vs. Stetson, 12/4/11  
 Steals .....2, vs. UMBC, 12/22/11  
 Minutes .....18, vs. Minnesota, 1/12/12

**2011-12 (FRESHMAN)**

Recorded four points, two rebounds, an assist and a steal in his collegiate debut against Stony Brook ... posted three points, a steal and rebound against Chattanooga ... had four points and an assist at Evansville ... connected on his only 3-point attempt and finished with five big first half points at NC State ... recorded two rebounds, two assists and a block against Stetson ... beat the halftime buzzer for his only two points to go with two rebounds against Notre Dame ... scored nine points and dished out five assists against Howard ... did not miss a shot of any kind vs. the Bison, shooting 2-of-2 from the field (1-of-1 beyond the arc) and nailing all four free throws ... got to the foul line five times, knocking down 8-of-10 free throws against UMBC ... also chipped in two assists and two steals vs. the Retrievers ... played two minutes in his Big Ten debut at Michigan State ... was a key defensive substitute in the win over Ohio State ... knocked down a 3-pointer and grabbed a rebound against Michigan ... knocked down a 3-pointer and grabbed a rebound in seven minutes of action at Penn State ... logged 18 minutes against Minnesota, scoring four points and corralling three offensive boards.

**CAREER STATS (OVERALL)**

Season	gp-gs	min/avg	Total		3-Point		F-Throws		Rebounds				Scoring							
			fg-fga	pct	fg-fga	pct	ft-fa	pct	off	def	tot	avg	pf	fo	ast	to	blk	stl	pts	avg
2011-12	18-0	130/7.2	13-33	.394	5-12	.417	20-28	.714	6	7	13	0.7	9	0	12	7	1	6	51	2.8
TOTAL	18-0	130/7.2	13-33	.394	5-12	.417	20-28	.714	6	7	13	0.7	9	0	12	7	1	6	51	2.8

**CAREER STATS (BIG TEN)**

Season	gp-gs	min/avg	Total		3-Point		F-Throws		Rebounds				Scoring							
			fg-fga	pct	fg-fga	pct	ft-fa	pct	off	def	tot	avg	pf	fo	ast	to	blk	stl	pts	avg
2011-12	8-0	42/5.3	4-11	.364	3-5	.600	1-2	.500	4	1	5	0.6	2	0	0	2	0	0	12	1.5
TOTAL	8-0	42/5.3	4-11	.364	3-5	.600	1-2	.500	4	1	5	0.6	2	0	0	2	0	0	12	1.5

**2011-12 GAME-BY-GAME**

Opponent	Date	gs	min	Total		3-Pointers		Free throws		Rebounds				pf	a	t/o	blk	stl	pts	avg	
				fg-fga	pct	3fg-fga	pct	ft-fa	pct	off	def	tot	avg								
STONY BROOK	11/11/11		9	1-2	.500	0-1	.000	2-2	1.000	0	2	2	2.0	0	1	0	0	1	4	4.0	
CHATTANOOGA	11/13/11		9	0-2	.000	0-0	.000	3-4	.750	0	1	1	1.5	0	0	2	0	1	3	3.5	
at Evansville	11/16/11		7	1-3	.333	0-1	.000	2-3	.667	0	0	0	1.0	0	1	0	0	4	3.7		
SAVANNAH ST.	11/19/11		9	1-2	.500	0-0	.000	0-0	.000	0	0	0	0.8	0	1	0	0	2	3.3		
GARDNER-WEBB	11/21/11		5	1-2	.500	0-1	.000	0-3	.000	0	0	0	0.6	0	0	0	0	2	3.0		
at NC State	11/30/11		8	2-4	.500	1-1	1.000	0-0	.000	1	0	1	0.7	1	0	0	0	5	3.3		
STETSON	12/04/11		7	0-1	.000	0-0	.000	0-0	.000	0	2	2	0.9	0	2	0	1	0	2.9		
vs Notre Dame	12/17/11		7	1-2	.500	0-0	.000	0-0	.000	1	1	2	1.0	3	0	0	0	2	2.8		
HOWARD	12/19/11		14	2-2	1.000	1-1	1.000	4-4	1.000	0	0	0	0.9	1	5	0	0	9	3.4		
UMBC	12/22/11		13	0-2	.000	0-2	.000	8-10	.800	0	0	0	0.8	2	2	3	0	2	3.9		
at Michigan State	12/28/11		2	0-0	.000	0-0	.000	0-0	.000	0	0	0	0.7	1	0	0	0	0	3.5		
OHIO STATE	12/31/11		4	0-1	.000	0-0	.000	0-0	.000	0	0	0	0.7	0	0	0	0	0	3.3		
MICHIGAN	01/05/12		6	1-3	.333	1-1	1.000	0-0	.000	1	0	1	0.7	0	0	1	0	0	3.2		
at Penn State	01/08/12		7	2-3	.667	1-2	.500	0-0	.000	0	1	1	0.7	0	0	0	0	5	3.4		
MINNESOTA	01/12/12		18	1-3	.333	1-1	1.000	1-2	.500	3	0	3	0.9	1	0	1	0	4	3.4		
at Ohio State	01/15/12		2	0-1	.000	0-1	.000	0-0	.000	0	0	0	0.8	0	0	0	0	0	3.2		
at Nebraska	01/18/12		1	0-0	.000	0-0	.000	0-0	.000	0	0	0	0.8	0	0	0	0	0	3.0		
at Wisconsin	01/26/12		2	0-0	.000	0-0	.000	0-0	.000	0	0	0	0.7	0	0	0	0	0	2.8		
Totals			0	130	13-33	.394	5-12	.417	20-28	.714	6	7	13	0.7	9	12	7	1	6	51	2.8





# #24 • Jeff Howard

6-8 • F • 225 • Sophomore

Westfield, Ind. / Westfield

**CAREER HIGHS**

Points .....2, vs. Savannah State, 12/4/10  
 Rebounds .....2 (3x), vs. UMBC, 12/22/11  
 Assists .....1, vs. Howard, 12/19/11  
 Blocks .....1, vs. Chattanooga, 11/13/11  
 Steals .....1, vs. Chattanooga, 11/13/11  
 Minutes .....6, vs. Evansville, 11/21/10

**2011-12 (SOPHOMORE)**

Played two minutes against Stony Brook ... recorded a block and steal against Chattanooga ... played one minute at Evansville ... saw one minute of action against Gardner-Webb ... also played one minute in the Stetson game ... recorded an assist against Howard ... crashed the boards for two offensive rebounds against UMBC.

**CAREER STATS (OVERALL)**

Season	gp-gs	min/avg	Total		3-Point		F-Throws		Rebounds				Scoring							
			fg-fga	pct	fg-fga	pct	ft-fga	pct	off	def	tot	avg	pf	fo	ast	to	blk	stl	pts	avg
2010-11	10-0	23/2.3	0-3	.000	0-0	.000	3-4	.750	3	4	7	0.7	1	0	0	2	0	0	3	0.3
2011-12	7-0	13/1.9	0-2	.000	0-0	.000	0-2	.000	2	0	2	0.3	2	0	1	1	1	1	0	0.0
TOTAL	17-0	36/2.1	0-5	.000	0-0	.000	3-6	.500	5	4	9	0.5	3	0	1	3	1	1	3	0.2

**CAREER STATS (BIG TEN)**

Season	gp-gs	min/avg	Total		3-Point		F-Throws		Rebounds				Scoring							
			fg-fga	pct	fg-fga	pct	ft-fga	pct	off	def	tot	avg	pf	fo	ast	to	blk	stl	pts	avg
2010-11	4-0	6/1.5	0-2	.000	0-0	.000	0-0	.000	2	0	2	0.5	0	0	0	0	0	0	0	0.0
TOTAL	4-0	6/1.5	0-2	.000	0-0	.000	0-0	.000	2	0	2	0.5	0	0	0	0	0	0	0	0.0

**2011-12 GAME-BY-GAME**

Opponent	Date	gs	min	Total		3-Pointers		Free throws		Rebounds				pf	a	t/o	blk	stl	pts	avg	
				fg-fga	pct	3fg-fga	pct	ft-fga	pct	off	def	tot	avg								
STONY BROOK	11/11/11		2	0-0	.000	0-0	.000	0-0	.000	0	0	0	0.0	0	0	0	0	0	0	0.0	
CHATTANOOGA	11/13/11		2	0-1	.000	0-0	.000	0-0	.000	0	0	0	0.0	0	0	0	1	1	0	0.0	
at Evansville	11/16/11		1	0-0	.000	0-0	.000	0-0	.000	0	0	0	0.0	1	0	0	0	0	0	0.0	
GARDNER-WEBB	11/21/11		1	0-0	.000	0-0	.000	0-2	.000	0	0	0	0.0	1	0	1	0	0	0	0.0	
STETSON	12/04/11		1	0-0	.000	0-0	.000	0-0	.000	0	0	0	0.0	0	0	0	0	0	0	0.0	
HOWARD	12/19/11		2	0-0	.000	0-0	.000	0-0	.000	0	0	0	0.0	0	1	0	0	0	0	0.0	
UMBC	12/22/11		4	0-1	.000	0-0	.000	0-0	.000	2	0	2	0.3	0	0	0	0	0	0	0.0	
Totals			0	13	0-2	.000	0-0	.000	0-2	.000	2	0	2	0.3	2	1	1	1	1	0	0.0



# #25 • Tom Pritchard

6-9 • F • 242 • Senior

Westlake, Ohio / Lakewood St. Edward

### CAREER HIGHS

Points ..... 23, vs. Cornell, 11/30/08  
 Rebounds ..... 14, vs. Northeastern, 12/22/08  
 Assists ..... 4, vs. Chaminade, 11/26/08  
 Blocks ..... 5, vs. Evansville, 11/21/10  
 Steals ..... 4, at Purdue, 2/21/09  
 Minutes ..... 40, vs. Michigan, 1/7/09

### 2011-12 (SENIOR)

Saw nine minutes of action against Stony Brook ... made his lone field goal attempt and snared a rebound against Chattanooga ... had a rebound and an assist at Evansville ... scored three points - including a follow-up dunk - against Savannah State ... registered four points in nine minutes against Gardner-Webb ... recorded two steals and blocked a shot against Butler ... had two rebounds in nine minutes at NC State ... had a busy 12 minutes of action against Stetson, compiling four points, three rebounds, a block and an assist ... hauled in two rebounds and recorded an assist against Kentucky ... played 10 minutes against Notre Dame ... shot a perfect 3-of-3 from the floor for six points, four rebounds and an assist against Howard ... posted three boards, two assists and two points against UMBC ... registered two points and two rebounds at Michigan State ... played nine minutes against Ohio State ... provided 13 solid minutes against Michigan; contributing three rebounds, a block and a point ... had a putback for two points at Penn State ... picked up an assist and block in four minutes of action against Minnesota ... coralled four rebounds off the bench at Ohio State ... scored four quick points off the bench at Nebraska.

### CAREER STATS (OVERALL)

Season	gp-gs	min/avg	Total		3-Point		F-Throws		Rebounds				Scoring							
			fg-fga	pct	fg-fga	pct	ft-fa	pct	off	def	tot	avg	pf	fo	ast	to	blk	stl	pts	avg
2008-09	31-31	899/29.0	111-233	.476	0-1	.000	78-135	.578	89	108	197	6.4	100	2	35	77	24	21	300	9.7
2009-10	31-22	618/19.9	56-92	.609	0-0	.000	19-51	.373	51	56	107	3.5	98	4	14	33	18	15	131	4.2
2010-11	32-22	583/18.2	36-61	.590	0-0	.000	8-23	.348	48	73	121	3.8	94	4	22	17	23	5	80	2.5
2011-12	21-0	212/10.1	14-22	.636	0-0	.000	2-4	.500	10	20	30	1.4	37	0	9	5	5	2	30	1.4
<b>TOTAL</b>	<b>115-75</b>	<b>2312/20.1</b>	<b>217-408</b>	<b>.532</b>	<b>0-1</b>	<b>.000</b>	<b>107-213</b>	<b>.502</b>	<b>198</b>	<b>257</b>	<b>455</b>	<b>4.0</b>	<b>329</b>	<b>10</b>	<b>80</b>	<b>132</b>	<b>70</b>	<b>43</b>	<b>541</b>	<b>4.7</b>

### CAREER STATS (BIG TEN)

Season	gp-gs	min/avg	Total		3-Point		F-Throws		Rebounds				Scoring							
			fg-fga	pct	fg-fga	pct	ft-fa	pct	off	def	tot	avg	pf	fo	ast	to	blk	stl	pts	avg
2008-09	18-18	519/28.8	53-121	.438	0-1	.000	35-63	.556	39	57	96	5.3	63	2	20	41	11	10	141	7.8
2009-10	18-12	372/20.7	26-46	.565	0-0	.000	5-20	.250	23	33	56	3.1	57	2	7	18	10	10	57	3.2
2010-11	18-13	361/20.1	26-41	.634	0-0	.000	6-11	.545	30	40	70	3.9	61	2	10	8	8	4	58	3.2
2011-12	9-0	94/10.4	4-6	.667	0-0	.000	1-2	.500	7	5	12	1.3	16	0	2	1	3	0	9	1.0
<b>TOTAL</b>	<b>63-43</b>	<b>1346/21.4</b>	<b>109-214</b>	<b>.509</b>	<b>0-1</b>	<b>.000</b>	<b>47-96</b>	<b>.490</b>	<b>99</b>	<b>135</b>	<b>234</b>	<b>3.7</b>	<b>197</b>	<b>6</b>	<b>39</b>	<b>68</b>	<b>32</b>	<b>24</b>	<b>265</b>	<b>4.2</b>

### 2011-12 GAME-BY-GAME

Opponent	Date	gs	min	Total		3-Pointers		Free throws		Rebounds				Other							
				fg-fga	pct	3fg-fga	pct	ft-fa	pct	off	def	tot	avg	pf	a	t/o	blk	stl	pts	avg	
STONY BROOK	11/11/11		9	0-0	.000	0-0	.000	0-0	.000	0	0	0	0.0	2	0	1	0	0	0	0.0	
CHATTANOOGA	11/13/11		8	1-1	1.000	0-0	.000	0-0	.000	0	1	1	0.5	1	0	0	0	0	2	1.0	
at Evansville	11/16/11		6	0-0	.000	0-0	.000	0-0	.000	0	1	1	0.7	1	1	0	0	0	0	0.7	
SAVANNAH ST.	11/19/11		15	1-2	.500	0-0	.000	1-2	.500	1	0	1	0.8	2	1	1	0	0	3	1.3	
GARDNER-WEBB	11/21/11		9	2-3	.667	0-0	.000	0-0	.000	0	0	0	0.6	3	0	1	0	0	4	1.8	
BUTLER	11/27/11		9	0-0	.000	0-0	.000	0-0	.000	0	0	0	0.5	0	0	0	1	2	0	1.5	
at NC State	11/30/11		9	0-0	.000	0-0	.000	0-0	.000	0	2	2	0.7	3	0	0	0	0	0	1.3	
STETSON	12/04/11		12	2-4	.500	0-0	.000	0-0	.000	1	2	3	1.0	1	1	0	1	0	4	1.6	
KENTUCKY	12/10/11		11	0-1	.000	0-0	.000	0-0	.000	0	2	2	1.1	1	1	1	0	0	0	1.4	
vs Notre Dame	12/17/11		10	0-0	.000	0-0	.000	0-0	.000	0	1	1	1.1	4	0	0	0	0	0	1.3	
HOWARD	12/19/11		8	3-3	1.000	0-0	.000	0-0	.000	0	4	4	1.4	2	1	0	0	0	6	1.7	
UMBC	12/22/11		12	1-2	.500	0-0	.000	0-0	.000	1	2	3	1.5	1	2	0	0	0	2	1.8	
at Michigan State	12/28/11		17	1-2	.500	0-0	.000	0-0	.000	2	0	2	1.5	2	0	0	0	0	2	1.8	
OHIO STATE	12/31/11		9	0-0	.000	0-0	.000	0-0	.000	0	0	0	1.4	4	0	1	0	0	0	1.6	
MICHIGAN	01/05/12		13	0-0	.000	0-0	.000	1-2	.500	2	1	3	1.5	1	0	0	1	0	1	1.6	
at Penn State	01/08/12		5	1-1	1.000	0-0	.000	0-0	.000	1	0	1	1.5	1	0	0	0	0	2	1.6	
MINNESOTA	01/12/12		4	0-0	.000	0-0	.000	0-0	.000	0	0	0	1.4	1	1	0	1	0	0	1.5	
at Ohio State	01/15/12		15	0-0	.000	0-0	.000	0-0	.000	1	3	4	1.6	0	1	0	0	0	0	1.4	
at Nebraska	01/18/12		13	2-3	.667	0-0	.000	0-0	.000	0	1	1	1.5	2	0	0	1	0	4	1.6	
PENN STATE	01/22/12		8	0-0	.000	0-0	.000	0-0	.000	1	0	1	1.5	4	0	0	0	0	0	1.5	
at Wisconsin	01/26/12		10	0-0	.000	0-0	.000	0-0	.000	0	0	0	1.4	1	0	0	0	0	0	1.4	
<b>Totals</b>			<b>0</b>	<b>212</b>	<b>14-22</b>	<b>.636</b>	<b>0-0</b>	<b>.000</b>	<b>2-4</b>	<b>.500</b>	<b>10</b>	<b>20</b>	<b>30</b>	<b>1.4</b>	<b>37</b>	<b>9</b>	<b>5</b>	<b>5</b>	<b>2</b>	<b>30</b>	<b>1.4</b>



# #30 • Matt Roth

6-3 • G • 180 • Senior

Washington, Ill. / Washington Community

### CAREER HIGHS

Points .....29, vs. Ohio State, 1/31/09  
 Rebounds ..... 4 (2x), last vs. Wisc., 2/19/09  
 Assists ..... 3 (2x), last vs. GWU, 11/21/11  
 Blocks..... 1 (4x), last vs. GWU, 11/2/11  
 Steals .....2 (4x), last at Kentucky, 12/13/08  
 Minutes .....35, vs. Illinois, 2/15/09

### 2011-12 (SENIOR)

Knocked down 2-of-3 shots from beyond the arc and both free throws for eight points against Stony Brook ... connected on a 3-point field goal at Evansville ... snared one rebound and was credited with a steal against Savannah State ... connected on a 3-point field goal and blocked the shot of 6-11 center Mike Byron from Gardner-Webb ... scored five points and snared a rebound against Butler ... dropped in a 3-pointer and posted an assist against Howard ... lit it up from long range, burying 4-of-5 3-pointers and adding two free throws for 14 points against UMBC ... came off the bench to spark the IU offense in the first half, connecting on a pair of 3-pointers from long range for his six points ... grabbed a rebound in 13 minutes against Ohio State ... made both field goal attempts for five points against Michigan ... also recorded a rebound, assist and steal in 14 minutes played versus the Wolverines ... provided a huge spark off the bench at Penn State, connecting on 5-of-6 triples and all seven of his free throw attempts for a total of 22 points ... buried two 3-pointers against Minnesota ... drilled a pair of 3-point field goals at Ohio State ... led the IU bench with nine points on a trio of 3-point field goals at Nebraska ... sank both 3-point attempts against Penn State ... connected on a foul line jumper for his two points at Wisconsin.

### CAREER STATS (OVERALL)

Season	gp-gs	min/avg	Total		3-Point		F-Throws		Rebounds				Scoring							
			fg-fga	pct	fg-fga	pct	ft-fa	pct	off	def	tot	avg	pf	fo	ast	to	blk	stl	pts	avg
2008-09	31-7	651/21.0	66-174	.379	57-153	.373	20-25	.800	9	32	41	1.3	32	0	12	16	3	19	209	6.7
2009-10	2-0	11/5.5	1-2	.500	0-1	.000	2-2	1.000	0	1	1	0.5	1	0	0	2	0	0	4	2.0
2010-11	28-0	230/8.2	30-78	.385	27-72	.375	8-9	.889	3	11	14	0.5	15	0	7	1	0	3	95	3.4
2011-12	19-0	224/11.8	29-48	.604	27-45	.600	13-13	1.000	3	8	11	0.6	8	0	10	2	1	4	98	5.2
TOTAL	80-7	1116/14.0	126-302	.417	111-271	.410	43-49	.878	15	52	67	0.8	56	0	29	21	4	26	406	5.1

### CAREER STATS (BIG TEN)

Season	gp-gs	min/avg	Total		3-Point		F-Throws		Rebounds				Scoring							
			fg-fga	pct	fg-fga	pct	ft-fa	pct	off	def	tot	avg	pf	fo	ast	to	blk	stl	pts	avg
2008-09	18-6	411/22.8	44-108	.407	37-97	.381	15-19	.789	5	19	24	1.3	21	0	6	9	3	6	140	7.8
2010-11	18-0	154/8.6	20-57	.351	19-53	.358	4-4	1.000	3	9	12	0.7	9	0	4	1	0	1	63	3.5
2011-12	9-0	145/16.1	19-28	.679	17-26	.654	7-7	1.000	2	4	6	0.7	6	0	4	1	0	1	62	6.9
TOTAL	45-6	710/15.8	83-193	.430	73-176	.415	26-30	.867	10	32	42	0.9	36	0	14	11	3	8	265	5.9

### 2011-12 GAME-BY-GAME

Opponent	Date	gs	min	Total		3-Pointers		Free throws		Rebounds				Scoring							
				fg-fga	pct	3fg-fga	pct	ft-fa	pct	off	def	tot	avg	pf	a	t/o	blk	stl	pts	avg	
STONY BROOK	11/11/11		7	2-3	.667	2-3	.667	2-2	1.000	0	1	1	1.0	0	0	0	0	0	8	8.0	
CHATTANOOGA	11/13/11		4	0-0	.000	0-0	.000	0-0	.000	0	1	1	1.0	0	0	0	0	0	0	4.0	
at Evansville	11/16/11		6	1-2	.500	1-2	.500	0-0	.000	0	0	0	0.7	0	0	0	0	0	3	3.7	
SAVANNAH ST.	11/19/11		8	0-1	.000	0-1	.000	0-0	.000	1	0	1	0.8	0	0	0	0	1	0	2.8	
GARDNER-WEBB	11/21/11		12	1-4	.250	1-4	.250	0-0	.000	0	0	0	0.6	0	3	0	1	1	3	2.8	
BUTLER	11/27/11		7	1-2	.500	1-2	.500	2-2	1.000	0	1	1	0.7	0	0	0	0	0	5	3.2	
at NC State	11/30/11		3	0-0	.000	0-0	.000	0-0	.000	0	0	0	0.6	1	0	1	0	0	0	2.7	
STETSON	12/04/11		5	0-0	.000	0-0	.000	0-0	.000	0	0	0	0.5	0	1	0	0	0	0	2.4	
HOWARD	12/19/11		9	1-2	.500	1-2	.500	0-0	.000	0	0	0	0.4	0	1	0	0	0	3	2.4	
UMBC	12/22/11		18	4-6	.667	4-5	.800	2-2	1.000	0	1	1	0.5	1	1	0	0	1	14	3.6	
at Michigan State	12/28/11		18	2-5	.400	2-5	.400	0-0	.000	0	1	1	0.5	1	0	0	0	0	6	3.8	
OHIO STATE	12/31/11		13	0-0	.000	0-0	.000	0-0	.000	0	1	1	0.6	0	0	0	0	0	0	3.5	
MICHIGAN	01/05/12		14	2-2	1.000	1-1	1.000	0-0	.000	0	1	1	0.6	0	1	0	0	1	5	3.6	
at Penn State	01/08/12		26	5-6	.833	5-6	.833	7-7	1.000	0	1	1	0.6	1	1	0	0	0	22	4.9	
MINNESOTA	01/12/12		13	2-3	.667	2-3	.667	0-0	.000	0	0	0	0.6	0	0	0	0	0	6	5.0	
at Ohio State	01/15/12		15	2-3	.667	2-3	.667	0-0	.000	1	0	1	0.6	2	1	0	0	0	6	5.1	
at Nebraska	01/18/12		16	3-5	.600	3-5	.600	0-0	.000	0	0	0	0.6	0	1	1	0	0	9	5.3	
PENN STATE	01/22/12		15	2-2	1.000	2-2	1.000	0-0	.000	1	0	1	0.6	1	0	0	0	0	6	5.3	
at Wisconsin	01/26/12		15	1-2	.500	0-1	.000	0-0	.000	0	0	0	0.6	1	0	0	0	0	2	5.2	
Totals			0	224	29-48	.604	27-45	.600	13-13	1.000	3	8	11	0.6	8	10	2	1	4	98	5.2



# #32 • Derek Elston

6-9 • F • 220 • Junior

Tipton, Ind. / Tipton

### CAREER HIGHS

Points.....19, vs. Northern Iowa, 12/22/10  
 Rebounds .....12, at Iowa, 1/23/11  
 Assists .....3, vs. S.C. State, 12/19/10  
 Blocks.....3, at Penn State, 1/21/10  
 Steals .....4, vs. NW State, 11/28/09  
 Minutes .....31, vs. Northern Iowa, 12/22/10

### 2011-12 (JUNIOR)

**Career Double-Doubles: 1, at Iowa (1/23/11 - 10pts, 12 rebs)**

Made 5-of-6 shots, including one from long range, to score 11 points against Stony Brook ... added two rebounds, an assist and steal vs. the Seawolves ... tallied five boards, two blocks and three points against Chattanooga ... connected for nine points off the bench at Evansville ... was 4-of-6 from the field for nine points in 14 minutes off the bench against Savannah State ... was a rebound shy of a double-double against Gardner-Webb, scoring 10 points and grabbing nine rebounds in 15 minutes ... recorded two rebounds, one assist and one steal against Butler ... registered seven points, three boards, an assist and a steal against Stetson ... scored two points off the bench against Notre Dame ... notched eight points (3-of-4 from the floor) and snagged a rebound in 12 minutes of play against Howard ... missed the UMBC game while recovering from a broken nose ... had two points and three rebounds at Michigan State ... played 16 minutes off the bench in the win against Ohio State and contributed four points and four rebounds ... recorded five points, four rebounds and a block against Michigan ... played 11 minutes and pulled down two rebounds at Penn State ... connected on his only shot in six minutes of action at Nebraska ... snared six rebounds and hit two buckets in just 11 minutes played against Penn State ... added four points off the bench at Wisconsin to go with three rebounds.

## CAREER STATS (OVERALL)

Season	gp-gs	min/avg	Total		3-Point		F-Throws		Rebounds				Scoring							
			fg-fga	pct	fg-fga	pct	ft-fa	pct	off	def	tot	avg	pf	fo	ast	to	blk	stl	pts	avg
2009-10	31-7	467/15.1	71-151	.470	9-25	.360	30-46	.652	54	74	128	4.1	60	1	12	37	12	21	181	5.8
2010-11	31-10	481/15.5	64-125	.512	3-17	.176	21-33	.636	32	82	114	3.7	68	3	8	25	8	14	152	4.9
2011-12	19-0	226/11.9	34-61	.557	6-12	.500	8-17	.471	10	38	48	2.5	24	0	5	11	7	5	82	4.3
<b>TOTAL</b>	<b>81-17</b>	<b>1174/14.5</b>	<b>169-337</b>	<b>.501</b>	<b>18-54</b>	<b>.333</b>	<b>59-96</b>	<b>.615</b>	<b>96</b>	<b>194</b>	<b>290</b>	<b>3.6</b>	<b>152</b>	<b>4</b>	<b>25</b>	<b>73</b>	<b>27</b>	<b>40</b>	<b>415</b>	<b>5.1</b>

## CAREER STATS (BIG TEN)

Season	gp-gs	min/avg	Total		3-Point		F-Throws		Rebounds				Scoring							
			fg-fga	pct	fg-fga	pct	ft-fa	pct	off	def	tot	avg	pf	fo	ast	to	blk	stl	pts	avg
2009-10	18-4	249/13.8	32-74	.432	4-14	.286	20-29	.690	29	37	66	3.7	33	1	4	19	8	8	88	4.9
2010-11	18-5	282/15.7	28-69	.406	0-9	.000	10-13	.769	23	44	67	3.7	43	2	1	19	2	7	66	3.7
2011-12	9-0	92/10.2	10-20	.500	1-1	1.000	2-4	.500	4	18	22	2.4	10	0	0	7	4	1	23	2.6
<b>TOTAL</b>	<b>45-9</b>	<b>623/13.8</b>	<b>70-163</b>	<b>.429</b>	<b>5-24</b>	<b>.208</b>	<b>32-46</b>	<b>.696</b>	<b>56</b>	<b>99</b>	<b>155</b>	<b>3.4</b>	<b>86</b>	<b>3</b>	<b>5</b>	<b>45</b>	<b>14</b>	<b>16</b>	<b>177</b>	<b>3.9</b>

## 2011-12 GAME-BY-GAME

Opponent	Date	gs	min	Total		3-Pointers		Free throws		Rebounds				Scoring							
				fg-fga	pct	3fg-fga	pct	ft-fa	pct	off	def	tot	avg	pf	a	t/o	blk	stl	pts	avg	
STONY BROOK	11/11/11		14	5-6	.833	1-1	1.000	0-0	.000	1	1	2	2.0	2	1	1	0	1	11	11.0	
CHATTANOOGA	11/13/11		13	1-2	.500	0-0	.000	1-2	.500	0	5	5	3.5	2	0	0	2	0	3	7.0	
at Evansville	11/16/11		17	4-6	.667	1-2	.500	0-0	.000	1	2	3	3.3	3	1	0	0	0	9	7.7	
SAVANNAH ST.	11/19/11		14	4-6	.667	1-1	1.000	0-2	.000	1	0	1	2.8	2	1	0	1	0	9	8.0	
GARDNER-WEBB	11/21/11		15	3-5	.600	1-1	1.000	3-4	.750	3	6	9	4.0	1	0	0	0	0	10	8.4	
BUTLER	11/27/11		14	0-1	.000	0-0	.000	0-0	.000	0	2	2	3.7	3	1	1	0	1	0	7.0	
at NC State	11/30/11		8	0-1	.000	0-1	.000	0-0	.000	0	0	0	3.1	1	0	0	0	0	0	6.0	
STETSON	12/04/11		16	3-6	.500	1-2	.500	0-1	.000	0	3	3	3.1	0	1	0	0	1	7	6.1	
vs Notre Dame	12/17/11		11	1-4	.250	0-2	.000	0-0	.000	0	0	0	2.8	0	0	2	0	1	2	5.7	
HOWARD	12/19/11		12	3-4	.750	0-1	.000	2-4	.500	0	1	1	2.6	0	0	0	0	0	8	5.9	
at Michigan State	12/28/11		8	1-3	.333	0-0	.000	0-0	.000	1	2	3	2.6	1	0	2	0	0	2	5.5	
OHIO STATE	12/31/11		16	2-6	.333	0-0	.000	0-1	.000	2	2	4	2.8	3	0	0	1	1	4	5.4	
MICHIGAN	01/05/12		15	2-3	.667	1-1	1.000	0-0	.000	0	4	4	2.8	0	0	0	1	0	5	5.4	
at Penn State	01/08/12		11	0-1	.000	0-0	.000	0-0	.000	0	2	2	2.8	3	0	2	0	0	0	5.0	
MINNESOTA	01/12/12		4	0-0	.000	0-0	.000	2-2	1.000	0	0	0	2.6	0	0	1	1	0	2	4.8	
at Ohio State	01/15/12		5	0-0	.000	0-0	.000	0-0	.000	0	0	0	2.4	1	0	0	1	0	0	4.5	
at Nebraska	01/18/12		6	1-1	1.000	0-0	.000	0-0	.000	0	0	0	2.3	0	0	0	0	0	2	4.4	
PENN STATE	01/22/12		11	2-3	.667	0-0	.000	0-1	.000	1	5	6	2.5	2	0	1	0	0	4	4.3	
at Wisconsin	01/26/12		16	2-3	.667	0-0	.000	0-0	.000	0	3	3	2.5	0	0	1	0	0	4	4.3	
<b>Totals</b>			<b>0</b>	<b>226</b>	<b>34-61</b>	<b>.557</b>	<b>6-12</b>	<b>.500</b>	<b>8-17</b>	<b>.471</b>	<b>10</b>	<b>38</b>	<b>48</b>	<b>2.5</b>	<b>24</b>	<b>5</b>	<b>11</b>	<b>7</b>	<b>5</b>	<b>82</b>	<b>4.3</b>



# #40 • Cody Zeller

6-11 • F • 230 • Freshman

Washington, Ind. / Washington

### CAREER HIGHS

Points .... 23 (2x), last vs. Minnesota, 1/12/12  
 Rebounds ..... 10, vs. Stony Brook, 11/11/11  
 Assists ..... 3, vs. Howard, 12/19/11  
 Blocks ..... 4 (2x), vs. Penn State, 1/22/12  
 Steals ..... 6, vs. Chattanooga, 11/13/11  
 Minutes 37 (2x), last vs. Minnesota, 1/12/12

### 2011-12 (FRESHMAN)

#### Career Double-Doubles: 1, vs. Stony Brook (11/11/11 - 16 pts, 10 rebs)

Three-time Big Ten Freshman of the Week... named to the Wayman Tisdale Award Preseason Watch List, honoring the nation's top freshman for the 2011-12 season as selected by the U.S. Basketball Writers Association ... recorded a double-double in his collegiate debut, leading the team with 16 points and 10 rebounds against Stony Brook ... also stuffed the stat sheet with three steals, two assists and two blocks while converting 5-of-6 from the field and 6-of-8 from the foul line vs. the Seawolves ... became the first Hoosier since Earl Calloway in 2006 (vs. San Diego State) to record six steals, doing so against Chattanooga ... contributed seven points, five rebounds and a block as well vs. the Mocs ... scored 14 points on 6-of-7 shooting while grabbing nine rebounds and blocking two shots at Evansville ... paced the Hoosiers with 23 points on 6-of-7 shooting from the floor and 11-of-13 from the free throw line against Savannah State ... dominated the paint with 13 points and nine rebounds in 26 minutes against Gardner-Webb ... compiled 16 points, eight rebounds, three steals and two blocks against Butler ... poured in 19 points, grabbed seven rebounds, blocked two shots and had a steal at NC State ... scored 16 points on 7-of-11 shooting and added seven rebounds, four blocks, four steals and an assist against Stetson ... posted 11 points, seven rebounds (five offensive), an assist, block and steal against Kentucky ... scored a game-high 21 points in addition to grabbing eight rebounds, blocking two shots and dishing out two assists against Notre Dame ... did a little bit of everything against Howard; compiling 12 points (5-of-6 shooting), six rebounds, three assists, two blocks and two steals in 25 minutes ... made 4-of-5 field goals and 5-of-6 from the foul line for 13 points against UMBC ... also contributed six rebounds, two assists and two blocks vs. the Retrievers ... delivered four points and three rebounds in his Big Ten debut at Michigan State ... contributed 14 points and four rebounds in the win over Ohio State ... made 8-of-10 field goals and both foul shots attempted to score 18 points against Michigan ... notched four boards and two swats versus the Wolverines as well ... scored 10 points and hauled in four rebounds in addition to two assists and two blocked shots at Penn State ... became the first Hoosier since Verdell Jones III last season at Illinois to lead the team in points, rebounds and assists with 23 points, eight rebounds and two assists against Minnesota ... converted 7-of-14 field goals and was a perfect 9-of-9 from the charity stripe versus the Gophers ... scored a team-high 16 points, while also grabbing six rebounds at Ohio State ... paced the Hoosiers with 18 points and had seven rebounds at Nebraska ... made 7-of-8 field goal attempts and all four foul shots to score 18 points against Penn State ... added four blocks, four rebounds and an assist versus the Nittany Lions ... limited by foul trouble to 19 minutes at Wisconsin, scored seven points and tallied three rebounds.

### CAREER STATS (OVERALL)

Season	gp-gs	min/avg	Total		3-Point		F-Throws		Rebounds				Scoring							
			fg-fga	pct	fg-fga	pct	ft-fa	pct	off	def	tot	avg	pf	fo	ast	to	blk	stl	pts	avg
2011-12	21-21	576/27.4	114-177	.644	0-0	.000	81-104	.779	47	83	130	6.2	59	1	21	32	31	31	309	14.7
TOTAL	21-21	576/27.4	114-177	.644	0-0	.000	81-104	.779	47	83	130	6.2	59	1	21	32	31	31	309	14.7

### CAREER STATS (BIG TEN)

Season	gp-gs	min/avg	Total		3-Point		F-Throws		Rebounds				Scoring							
			fg-fga	pct	fg-fga	pct	ft-fa	pct	off	def	tot	avg	pf	fo	ast	to	blk	stl	pts	avg
2011-12	9-9	244/27.1	49-79	.620	0-0	.000	30-37	.811	17	26	43	4.8	32	1	7	14	11	6	128	14.2
TOTAL	9-9	244/27.1	49-79	.620	0-0	.000	30-37	.811	17	26	43	4.8	32	1	7	14	11	6	128	14.2

### 2011-12 GAME-BY-GAME

Opponent	Date	gs	min	Total		3-Pointers		Free throws		Rebounds				pf	a	t/o	blk	stl	pts	avg	
				fg-fga	pct	3fg-fga	pct	ft-fa	pct	off	def	tot	avg								
STONY BROOK	11/11/11	*	27	5-6	.833	0-0	.000	6-8	.750	2	8	10	10.0	1	2	2	2	3	16	16.0	
CHATTANOOGA	11/13/11	*	24	2-3	.667	0-0	.000	3-5	.600	3	2	5	7.5	4	0	2	1	6	7	11.5	
at Evansville	11/16/11	*	26	6-7	.857	0-0	.000	2-3	.667	1	8	9	8.0	4	1	3	2	1	14	12.3	
SAVANNAH ST.	11/19/11	*	23	6-7	.857	0-0	.000	11-13	.846	1	4	5	7.3	4	1	1	0	3	23	15.0	
GARDNER-WEBB	11/21/11	*	26	6-8	.750	0-0	.000	1-2	.500	3	6	9	7.6	1	1	2	0	0	13	14.6	
BUTLER	11/27/11	*	33	4-9	.444	0-0	.000	8-10	.800	3	5	8	7.7	2	0	1	2	3	16	14.8	
at NC State	11/30/11	*	31	8-14	.571	0-0	.000	3-4	.750	5	2	7	7.6	2	0	1	2	1	19	15.4	
STETSON	12/04/11	*	27	7-11	.636	0-0	.000	2-3	.667	2	5	7	7.5	2	1	0	4	4	16	15.5	
KENTUCKY	12/10/11	*	37	4-8	.500	0-0	.000	3-3	1.000	5	2	7	7.4	2	1	3	1	1	11	15.0	
vs Notre Dame	12/17/11	*	27	8-14	.571	0-0	.000	5-6	.833	4	4	8	7.5	4	2	1	2	1	21	15.6	
HOWARD	12/19/11	*	25	5-6	.833	0-0	.000	2-4	.500	0	6	6	7.4	0	3	0	2	2	12	15.3	
UMBC	12/22/11	*	26	4-5	.800	0-0	.000	5-6	.833	1	5	6	7.3	1	2	2	2	0	13	15.1	
at Michigan State	12/28/11	*	23	2-5	.400	0-0	.000	0-0	.000	2	1	3	6.9	4	0	1	0	1	4	14.2	
OHIO STATE	12/31/11	*	21	5-9	.556	0-0	.000	4-7	.571	3	1	4	6.7	5	0	1	0	0	14	14.2	
MICHIGAN	01/05/12	*	32	8-10	.800	0-0	.000	2-2	1.000	2	2	4	6.5	2	0	3	2	0	18	14.5	
at Penn State	01/08/12	*	24	4-5	.800	0-0	.000	2-3	.667	0	4	4	6.4	4	2	1	2	1	10	14.2	
MINNESOTA	01/12/12	*	37	7-14	.500	0-0	.000	9-9	1.000	1	7	8	6.5	2	2	1	2	2	23	14.7	
at Ohio State	01/15/12	*	33	7-9	.778	0-0	.000	2-3	.667	3	3	6	6.4	4	0	2	0	1	16	14.8	
at Nebraska	01/18/12	*	27	7-12	.583	0-0	.000	4-5	.800	2	5	7	6.5	3	2	2	0	0	18	14.9	
PENN STATE	01/22/12	*	28	7-8	.875	0-0	.000	4-4	1.000	2	2	4	6.4	4	1	3	4	0	18	15.1	
at Wisconsin	01/26/12	*	19	2-7	.286	0-0	.000	3-4	.750	2	1	3	6.2	4	0	0	1	1	7	14.7	
Totals			21	576	114-177	.644	0-0	.000	81-104	.779	47	83	130	6.2	59	21	32	31	31	309	14.7



# RADIO/TV ROSTER



**#0 • Kory Barnett**  
Sr. • F • 6-5 • 186  
Rochester, Ind.  
Rochester



**#1 • Jordan Hulls**  
Jr. • G • 6-0 • 181  
Bloomington, Ind.  
Bloomington South




**#2 • Christian Watford**  
Jr. • F • 6-9 • 225  
Birmingham, Ala.  
Shades Valley



**#3 • Maurice Creek**  
Jr. • G • 6-5 • 195  
Oxon Hill, Md.  
Hargrave Military Acad.



**#4 • Victor Oladipo**  
So. • G • 6-5 • 214  
Upper Marlboro, Md.  
DeMatha



**#10 • Will Sheehy**  
So. • F • 6-6 • 200  
Stuart, Fla.  
Sagemont



**#11 • Daniel Moore**  
Sr. • G • 5-10 • 175  
Carmel, Ind.  
Carmel



**#12 • Verdell Jones III**  
Sr. • G • 6-5 • 195  
Champaign, Ill.  
Central




**#13 • Austin Etherington**  
Fr. • F • 6-6 • 198  
Cicero, Ind.  
Hamilton Heights



**#15 • Raphael Smith**  
R-Fr. • G • 6-3 • 175  
South Bend, Ind.  
Riley



**#20 • Taylor Wayer**  
So. • G • 5-11 • 172  
Indianapolis, Ind.  
Bishop Chatard



**#23 • Remy Abell**  
Fr. • G • 6-3 • 195  
Louisville, Ky.  
Eastern



**#24 • Jeff Howard**  
So. • F • 6-8 • 238  
Westfield, Ind.  
Westfield



**#25 • Tom Pritchard**  
Sr. • F • 6-9 • 245  
Westlake, Ohio  
St. Edward



**#30 • Matt Roth**  
Sr. • F • 6-3 • 185  
Washington, Ill.  
Washington Community



**#32 • Derek Elston**  
Jr. • F • 6-9 • 225  
Tipton, Ind.  
Tipton



**#40 • Cody Zeller**  
Fr. • F • 6-11 • 230  
Washington, Ind.  
Washington



**Tom Crean**  
Head Coach  
4th year at IU



**Tim Buckley**  
Assistant Coach  
4th year at IU



**Steve McClain**  
Assistant Coach  
2nd year at IU



**Bennie Seltzer**  
Assistant Coach  
4th year at IU



**Calbert Cheaney**  
Director of Ops  
1st year at IU



**Je'Ney Jackson**  
Strength Coach  
2nd year at IU



**Tim Garl**  
Athletic Trainer  
31st year at IU