



IOWA HAWKEYES

BASEBALL

ESTABLISHED 1890 | 8 BIG TEN CHAMPIONSHIPS | 5 NCAA REGIONAL APPEARANCES | 1 COLLEGE WORLD SERIES APPEARANCE | 19 ALL-AMERICANS

2018 SCHEDULE

Date	Opponent	Time
Feb. 16	\$ vs. Toledo	W, 4-3
Feb. 17	\$ vs. Oakland	W, 8-6
Feb. 18	\$ vs. Old Dominion	W, 4-1
Feb. 23	! vs. Virginia Tech	W, 2-1 (10)
Feb. 24	! vs. Ball State	L, 6-14
Feb. 25	! at New Orleans	W, 8-2
Feb. 27	Cornell College	W, 15-1
March 2	at UAB	W, 4-1
March 3	at UAB	W, 11-3
March 4	at UAB	L, 0-4
March 6	Maryville (Mo.)	Cancelled
March 9	at #23 UNLV	L, 0-4
March 10	at #23 UNLV	L, 2-11
March 11	at #23 UNLV	L, 3-13
March 14	% vs. Missouri State	L, 3-8
March 17	Evansville (BTN Plus)	W, 10-3
March 17	Evansville (BTN Plus)	W, 8-3
March 18	Evansville (BTN Plus)	W, 4-3
March 20	Saint Louis (BTN Plus)	L, 6-7
March 22	Loras College	W, 6-4
March 23	* #11 Indiana (BTN Plus)	L, 2-4
March 23	* #11 Indiana (BTN Plus)	W, 5-1
March 25	* #11 Indiana (BTN Plus)	Cancelled
March 28	Bradley (BTN Plus)	W, 13-9
March 30	* at #22 Illinois (BTN Plus)	W, 8-5
March 31	* at #22 Illinois (BTN Plus)	L, 12-13
April 1	* at #22 Illinois (BTN)	W, 4-2
April 4	Grand View (BTN Plus)	W, 4-2
April 7	* Ohio State (BTN Plus)	L, 1-2
April 7	* Ohio State (BTN Plus)	W, 9-5
April 8	* Ohio State (BTN Plus)	W, 2-1
April 10	at Bradley	Cancelled
April 11	Coe	W, 16-1
April 13	* at Nebraska (BTN Plus)	W, 7-1
April 13	* at Nebraska (BTN Plus)	L, 4-10
April 15	* at Nebraska (ESPN)	Cancelled
April 17	Northern Illinois	W, 2-0
April 20	* at #25 Minnesota (BTN Plus)	L, 3-4
April 21	* at #25 Minnesota (BTN Plus)	L, 0-3
April 22	* at #25 Minnesota (BTN)	W, 5-3
April 25	Milwaukee (BTN Plus)	W, 12-4
April 27	* #7 Michigan (BTN Plus)	W, 4-2
April 28	* #7 Michigan (BTN Plus)	L, 2-10
April 29	* #7 Michigan (BTN Plus)	W, 7-5
May 1	Missouri (BTN Plus)	L, 16-17 (11)
May 2	Western Illinois (BTN Plus)	Cancelled
May 4	#12 Oklahoma State (BTN Plus)	L, 6-7
May 5	#12 Oklahoma State (BTN Plus)	W, 16-14
May 6	#12 Oklahoma State (BTN Plus)	W, 11-3
May 11	* at Northwestern (BTN Plus)	3:30 p.m.
May 12	* at Northwestern (BTN Plus)	2 p.m.
May 13	* at Northwestern (BTN)	2 p.m.
May 15	at Western Illinois	1 p.m.
May 17	* Penn State (BTN Plus)	6:05 p.m.
May 18	* Penn State (BTN Plus)	6:05 p.m.
May 19	* Penn State (ESPN)	6:30 p.m.
May 22-27	@ at Big Ten Tournament	TBA

All times Central and subject to change | \$ Diamond 9 Sunshine State Classic Series (Kissimmee, Fla.) | ! Allstate Sugar Bowl Baseball Classic (New Orleans, La.) | * Big Ten Conference contest | @ Big Ten Tournament (Omaha, Neb.) | Big Ten Network (BTN) | BTN Plus on BTN2Go (BTN Plus) | Hawkeye All-Access (HAA)



IOWA HAWKEYES (28-16, 9-7)

HEAD COACH | RICK HELLER (5TH SEASON) | CAREER RECORD: 858-670-4



NORTHWESTERN WILDCATS (14-28, 4-17)

HEAD COACH | SPENCER ALLEN (3RD SEASON) | CAREER RECORD: 56-97

LEADING OFF

- The Hawkeyes are 20-10 over their last 30 games. Iowa has two straight series wins over top-12 ranked opponents, taking two of three games from No. 7 Michigan and No. 12 Oklahoma State. It was the Hawkeyes' first win over a top-10 opponent since 2008.
- Iowa has won seven of its last eight Big Ten Conference series (the team split weather-shortened series against No. 11 Indiana and at Nebraska).
- The Hawkeyes need two victories to reach the 30-win plateau for a fifth consecutive season under head coach Rick Heller.
- Iowa is 8-9 against ranked opponents this season with wins over No. 11 Indiana, No. 22 Illinois (2), No. 25 Minnesota, No. 7 Michigan (2), and No. 12 Oklahoma State (2).
- The Hawkeyes have scored 49 runs and have 24 extra base hits (14 doubles, 10 home runs) over its last four games. Iowa matched a season-high 16 runs in two of those contests.
- Junior Nick Allgeyer has twice been named the Big Ten Pitcher of the Week during the 2018 season. He was honored following a road win at Nebraska and a victory over No. 7 Michigan.
- Allgeyer is second in the Big Ten in strikeouts (76) and innings pitched (76.1), and tied for fifth in ERA (2.71).
- Junior Robert Neustrom is hitting .476 (10-of-21) with nine extra base hits (six doubles and three home runs) over his last four games. The outfielder also has 10 RBIs and six runs scored during the stretch.
- The Hawkeyes hit a season-high and Big Ten-best seven home runs in the May 1 loss to Missouri. The seven home runs are the second-most in a single game in school history.
- Iowa's pitching staff leads the Big Ten in strikeouts with 414 -- 43 more than second place Ohio State.
- Sophomore Lorenzo Elion became the second Hawkeye in the last decade to hit for the cycle, finishing 5-for-6 with two home runs, six RBIs, and four runs on April 11 against Coe College. The five hits tied a single-game school record.
- Iowa is 17-6 at Duane Banks Field this season, running its record to 69-20 at home since the start of the 2015 season. The Hawkeyes have won 10 of their last 11 home series.
- Iowa is fifth in the Big Ten with 39 home runs coming from 10 different Hawkeyes. Iowa has six players with 20 or more RBIs.
- Iowa has won 140 games over the past four seasons under head coach Rick Heller -- the best four-year stretch in school history. The Hawkeyes have advanced to NCAA Regional play in two of the last three seasons.

PITCHING PROBABLES

Game 1	Game 2	Game 3
Iowa: LHP Nick Allgeyer (5-4, 2.71 ERA) NU: LHP Quinn Lavelle (3-5, 4.73 ERA)	Iowa: TBA NU: RHP Hank Christie (2-5, 5.40 ERA)	Iowa: LHP Jack Dreyer (3-2, 4.79 ERA) NU: TBA

MULTIMEDIA GAME INFORMATION

LIVE STREAMING/TV	RADIO	LIVE STATISTICS
Friday: BTN Plus Saturday: BTN Plus Sunday: BTN	Hawkeye Radio Network: Zach Mackey (PBP) (KMJM-AM 1360, 107.5 FM WDBQ, AM-800 KXIC, Hawkeye All-Access)	hawkeyesports.com





HEAD COACH RICK HELLER
5TH SEASON | IOWA'S 3RD BASE COACH

OVERALL RECORD

- 858-670-4 (31st season)
- At Iowa: 168-105-0 (5th season)
- Signed a seven-year contract extension in 2017, keeping him in Iowa City through 2024
- Coaches third base on game days

COACHING EXPERIENCE

- University of Iowa | 2014-present
- Indiana State | 2010-13
- Northern Iowa | 2000-09
- Upper Iowa | 1988-1999

EDUCATION

Upper Iowa, 1986

IOWA COACHING HIGHLIGHTS

- Two NCAA Regional appearances in three seasons (2015, 2017)
- Led Iowa to first NCAA Tournament victory since 1972
- 2017 Big Ten Tournament champions -- first in school history
- Led USA Team to a silver medal at the 2017 World University Games -- USA's first medal in Universiade history
- Four straight 30-win seasons... 140 victories in four years, the best four-year stretch in school history
- Coached five All-Americans and 18 All-Big-Ten selections in four seasons
- Coached 15 Major League Baseball Draft picks in four seasons -- the most in a four-year stretch all-time

HELLER'S YEAR-BY-YEAR RECORD

Year	School	Record	Pct.	2004	No. Iowa	25-31	.446
1988	Upper IA	7-30	.189	2005	No. Iowa	26-28	.481
1989	Upper IA	10-23	.303	2006	No. Iowa	28-27	.509
1990	Upper IA	19-17	.527	2007	No. Iowa	23-28	.450
1991	Upper IA	22-13	.629	2008	No. Iowa	30-24	.556
1992	Upper IA	23-16	.590	2009	No. Iowa	23-26	.469
1993	Upper IA	21-15-1	.581	2010	Ind. State	35-19	.648
1994	Upper IA	21-18-1	.538	2011	Ind. State	29-28	.509
1995	Upper IA	31-13	.705	2012	Ind. State	41-19	.683
1996	Upper IA	37-14	.725	2013	Ind. State	26-25	.510
1997	Upper IA	30-14	.682	2014	Iowa	30-23	.566
1998	Upper IA	38-8	.826	2015	Iowa	41-18	.695
1999	Upper IA	30-15-1	.663	2016	Iowa	30-26	.536
2000	No. Iowa	23-33	.411	2017	Iowa	39-22	.639
2001	No. Iowa	35-28	.556	2018	Iowa	28-16	.636
2002	No. Iowa	30-25-1	.545	Totals			858-670-4
2003	No. Iowa	27-28	.491				

ABOUT HEAD COACH RICK HELLER

Rick Heller has turned the University of Iowa baseball program into a perennial Big Ten Conference and NCAA contender in his first four seasons as the Hawkeyes' head coach.

Heller has injected new life into the Iowa program, leading the Hawkeyes to the best four-year stretch in program history, winning 140 games, advancing to two NCAA Regionals, and claiming the first Big Ten Tournament title in program history. It was Iowa's first conference title since winning the regular season crown in 1990.

Under Heller's watch, Iowa has advanced to the postseason in four consecutive years for the first time in program history, he has coached five All-Americans and at least one first-team All-Big Ten selection each season, and Iowa has had 15 Major League Baseball Draft picks in four seasons -- the most in a four-year stretch all-time.

Heller has also given the Hawkeyes an international flavor, taking the team to the Dominican Republic in 2016 and Taipei, Taiwan, as the United States representative at the 2017 World University Games. Heller led USA to a silver medal, as the team became the first American squad to medal in Universiade history.

The Eldon, Iowa, native became the 20th head coach in program history in 2013 -- his fourth stop as a collegiate head coach. He has enjoyed stints at Iowa (2014-present), Indiana State (2009-13), Northern Iowa (1999-2009), and Upper Iowa (1987-99), leading all four schools to NCAA postseason play. He is one of nine coaches all-time and one of five active coaches to lead three different Division I programs to NCAA Regional play.

Heller guided Iowa to an at-large berth into NCAA Regional play in 2015 -- a first for the program since 1990 -- and the team posted the school's first NCAA Tournament win since 1972. It wasn't a fluke; in the two seasons since, Iowa was runner-up at the 2016




MARTY SUTHERLAND

- Associate Head Coach
- Recruiting Coordinator
- 5th Season
- Alma Mater: Northern Iowa, 2002



DESI DRUSCHEL

- Assistant Coach
- Pitching Coach
- 4th Season (1st as Pitching Coach)
- Alma Mater: Mount Mercy, 1998



SEAN MOORE

- Volunteer Assistant Coach
- Hitting Coach
- 2nd Season
- Alma Mater: University of Iowa, 2015
- Coaches first base on game days



NIC UNGS

- Director, Baseball Operations
- 1st Season
- Alma Mater: Northern Iowa, 2001

Big Ten Tournament before claiming the program's first tournament title in 2017 to lock up the school's second NCAA Regional appearance in three seasons.

Iowa made just three NCAA Tournament appearances in its history prior to Heller's arrival.

Heller led Indiana State to its first outright Missouri Valley Conference title in 2012, and Northern Iowa to the MVC title and into the NCAA Tournament in 2001, the first and only regional appearance for the Panthers as a Division I program.

On the recruiting trail, Heller has turned the Hawkeyes into a major player on the national recruiting scene by keeping the best in-state players at home. Iowa had the top-rated class in the Big Ten -- and 18th-best nationally -- in 2015, and the 2016 class was ranked third in the league.

In 30 seasons as a head coach, Heller owns a career record of 830-654-4. He is one of two Iowa head coaches to lead the program to the NCAA Tournament.



THIS WEEK

The University of Iowa baseball team heads to Evanston, Illinois, for a three-game weekend series at Northwestern from May 11-13 at Rocky and Berenice Miller Park. Friday's game begins at 3:30 p.m. (CT) followed by 2 p.m. starts Saturday and Sunday.

FOLLOW ALONG

• Friday and Saturday's games will be streamed live on BTN Plus on BTN2Go. It is a paid subscription service. Sunday's game will be televised on BTN with Chris Vosters and Danan Hughes on the call.

• All Iowa games will also be available via the Hawkeye Radio Network with Zach Mackey and Steve Duncan on the call. The games can be heard on Hawkeye All-Access and on select stations across the state or by searching Iowa Hawkeyes on the Tune In Radio app.

Friday: WDBQ-FM 107.5 (Dubuque), KKFD-FM 95.9 (Fairfield), KMJM AM 1360 (Cedar Rapids)
 Saturday: WDBQ-FM 107.5 (Dubuque), KKFD-FM 95.9 (Fairfield), KMJM AM 1360 (Cedar Rapids)
 Sunday: WDBQ-FM 107.5 (Dubuque), KKFD-FM 95.9 (Fairfield)

QUICK HITTERS

• Two more victories would give Iowa 30 wins for the fifth straight season under head coach Rick Heller. The program hasn't enjoyed a better stretch since posting seven consecutive 30 win campaigns from 1979-85.

• Iowa has five wins against top-12 ranked teams this season (No. 7 Michigan (2), No. 11 Indiana (1), No. 12 Oklahoma State (2)).

• Iowa has played four doubleheaders this spring where it has posted a 5-3 record. The Hawkeyes swept their twin bill against Evansville on March 17 and split doubleheaders against No. 11 Indiana, Ohio State and Nebraska.

• The Hawkeyes put up eight runs in the first inning in their 16-1 victory over Coe College on April 11 in Iowa City. It was Iowa's biggest scoring inning of the season.

• Iowa is 6-4 against left-handed starters this season and 22-12 against right-handers.

• The Hawkeyes are 25-9 when scoring three or more runs this season.

• Iowa is 13-7 in games decided by two runs or less this season.

ABOUT NORTHWESTERN

• The Wildcats are 14-28 overall and 4-17 in Big Ten play heading into this weekend's three-game series. Northwestern is 5-5 over its last 10 games with a three-game sweep at Penn State before being swept last weekend at Purdue.

• Northwestern is just 3-10 at home this season.

• Northwestern is hitting .244 as a team with one player hitting over .300. Jack Dunn has a .317 average with team-highs in runs (33), hits (52), and steals (18).

• Jack Claeys is hitting a team-best .321 with 16 RBIs and five home runs in Big Ten play.

• The Wildcats have a 6.20 team ERA, allowing 399 hits and 290 runs over 365 2/3 innings. Northwestern will start LHP Quinn Lavelle (3-5, 4.73 ERA) on Friday and RHP Hank Christie (2-5, 5.40 ERA) on Saturday. Sunday's starter is TBA.

• Northwestern head coach Spencer Allen was an Iowa assistant coach in 2004 under Jack Dahm. Wildcat assistant Dusty Napoleon was a three-year starter for the Hawkeyes from 2005-07 before being selected by the Oakland Athletics in the 19th round of the 2017 MLB Draft.

SERIES RESULTS

• Iowa leads the all-time series over Northwestern, 137-103-2.

• Iowa and Northwestern split four games during the 2017 season. The Wildcats won two of three games in Evanston from April 7-9; Iowa posted a 13-4 victory in the Big Ten Tournament championship game.

• The Hawkeyes won two of three games in both 2014 and 2015.

OFFENSIVE EXPLOSION

The Hawkeyes' offense exploded for 49 runs and posted a .342 batting average in four games last week. Iowa finished with 24 extra base hits (14 doubles, 10 home runs), posting a .632 team slugging percentage.

• Iowa scored 16 runs in two of the four games, which tied for a season-high.

• Iowa had 11 doubles and three home runs in the series win over No. 12 Oklahoma State. The Hawkeyes had 11 combined doubles over their previous three series.

A-HOEG

Senior Matt Hoeg broke out of a 4-for-32 month-long slump with a double against Milwaukee on April 25 in Iowa City. In the seven games since:

• Hoeg is hitting .345 (10-of-29) with five extra base hits, including three doubles, one triple, and a home run. He has 12 RBIs in the seven games.

• The Waukee, Iowa, native has four multi-hit games during the stretch. He went 2-for-6 with a career-high six RBIs in Iowa's 16-14 slugfest victory over Oklahoma State on May 5 before going 3-for-5 with two runs and two RBIs in the series-clinching victory.

EXTRA BASE BOB

Junior Robert Neustrom has posted four-straight multi-hit games with 10 hits during the stretch. Nine of Neustrom's 10 hits are of the extra base variety with six doubles and two home runs.

• He finished 3-for-5 with two home runs in Iowa's 16-14 victory over No. 12 Oklahoma State -- his second career multi-homer game -- and he tied a career-high with five RBIs.

DREYER DAZZLES

In his first career weekend start (and second career start overall), freshman Jack Dreyer was strong filling in for an injured Cole McDonald. The Johnston, Iowa, native scattered two hits and allowed one run in five innings against No. 12 Oklahoma State to pick up his third victory of the season. He tied a career-high with six strikeouts.

7 BOMBS

Iowa hit a season and Big Ten-high seven home runs in its 17-16 loss to Missouri on May 1. The seven home runs are the second-most in a game in school history, behind the eight home runs in 1986 against Murray State.

• The seven jacks are tied for the third-most in a single game in the nation this season. Tennessee Tech hit 11 home runs in February against Illinois State.

• It is the first time Iowa has even hit five home runs in a game since the 2009 season.

• Six different Hawkeyes hit a home run in the game... the most notable? Mitchell Boe, who hit his first career shot to tie the game in the bottom of the ninth.

ON A TEAR

During his current six-game hitting streak, senior Tyler Cropley is hitting .545 (12-of-22) with 13 runs and 11 RBIs. He has three three-hit games during the stretch.

TEAM COMPARISON

Below is a look at how Iowa stacks up against this week's opponent in overall statistics.

	IOWA	NU
Overall Record	28-16	14-28
Home/Away/Neutral	17-6/7-8/4-2	3-10/10-16/1-2
Conference Record	9-7	4-17
vs. Top 25	8-9	1-6
Last 10 games	6-4	5-5

Batting Avg.	.274	.244
Runs	275	197
Hits	407	339
2B-3B-HR	78-8-39	57-10-22
RBIs	245	177

ERA	4.29	6.20
Innings	390.0	365.2
Hits	383	399
Runs-Earned	220-186	290-252
BB-K	196-414	215-276

Fielding Pct.	.970	.969
Errors	49	49
Double Plays	40	30

2018 B1G STANDINGS (As of 5/9)

Team	B1G	Pct.	Overall	Pct.
Minnesota	14-3	.824	32-12	.727
Michigan	14-3	.824	31-14	.689
Purdue	13-4	.765	29-16	.644
Ohio State	11-7	.611	30-15	.66
Illinois	11-7	.611	27-16	.628
IOWA	9-7	.563	28-16	.636
Indiana	9-8	.529	31-14	.689
Michigan State	8-9	.471	17-26	.395
Rutgers	7-11	.389	24-20	.545
Nebraska	6-10	.375	22-24	.478
Maryland	6-11	.353	21-27	.438
Northwestern	4-17	.190	14-28	.333
Penn State	3-18	.143	11-30	.268

May 10-12
Xavier at Penn State

May 11-13
Iowa at Northwestern
Illinois at Michigan
Rutgers at Maryland
Purdue at Ohio State
Michigan State at Minnesota
Indiana at Nebraska

May 14
St. Bonaventure at Penn State

May 15
Penn State at Villanova
Ohio State at Cincinnati
Monmouth at Rutgers
Minnesota at St. John's (NY)
Michigan State at Central Michigan
Notre Dame at Northwestern
Iowa at Western Illinois
Indiana at Louisville
Oral Roberts at Purdue

May 17-19
Minnesota at Rutgers
Ohio State at Michigan State
Belmont at Northwestern
Michigan at Purdue
Maryland at Indiana
Nebraska at Illinois
Penn State at Iowa



UNIVERSITY QUICK FACTS

Location: Iowa City, Iowa
Enrollment: 33,564
Founded: 1847
Nickname: Hawkeyes
Colors: Black and Gold
Conference: Big Ten
National Affiliation: NCAA, Division I
President: Bruce Harreld
Director of Athletics: Gary A. Barta
Baseball Secretary: Kendra Wieditz
Baseball Office: 232 Carver-Hawkeye Arena
Iowa City, Iowa 52242
(319) 335-9389

BASEBALL INFORMATION

Head Coach: Rick Heller/5th season
Alma Mater/Year: Upper Iowa/1986
Associate Head Coach/RC: Marty Sutherland/5th season
Alma Mater/Year: Northern Iowa/2002
Pitching Coach: Desi Druschel/1st season
Alma Mater/Year: Mount Mercy/1998
Volunteer Assistant Coach (Hitting Coach): Sean Moore/2nd Season
Alma Mater/Year: University of Iowa/2015
Director of Baseball Operations: Nic Ungs
Alma Mater/Year: Northern Iowa/2001

2018 TEAM INFORMATION

2017 Record: 39-22
Home: 19-4
Away: 10-13
Neutral: 10-5
Big Ten Record/Finish: 15-9/t4th
Postseason: NCAA Regionals

2018 OUTLOOK

Letterwinners Returning/Lost: 17/12
Starters Returning/Lost: 6 + DH/2
Pitchers Returning/Lost: 7/8
Newcomers: 12

STADIUM INFORMATION

Home Facility: Duane Banks Field
Capacity: 3,000
Opened: 1974
Dimensions: 329-373-395-373-329
Surface: AstroTurf

MEDIA INFORMATION

Associate SID/Baseball Contact: James Allan
Email: james-allan@uiowa.edu
Cell Phone: (319) 530-5792
Secondary Contact: Alex Snyder
Email: alex-snyder@uiowa.edu
Cell Phone: (563) 554-0852
Athletic Communications Phone: (319) 335-9411
Athletic Communications Fax: (319) 335-9417
Press Box Phone: (319) 335-9520
Website: hawkeyesports.com
Twitter: @UIBaseball
Facebook: facebook.com/iowabaseball
Instagram: UIBaseball

• Cropley homered in consecutive at-bats -- a walk-of-two-run home run to give Iowa a 7-5 win over No. 7 Michigan on April 29 and a first-inning solo shot against Missouri on May 1.
• Cropley hit two home runs against Mizzou for his second career two-home run game. He also did it against Minnesota last season in the Big Ten Tournament.

JOINING THE RECORD BOOKS

• Junior Robert Neustrom has 126 career singles, which are tied for 13th all-time in school history.
• Junior Zach Daniels has appeared in 59 career games, which are tied for the seventh-most all-time. Daniels also has 10 career saves, which are eighth-most all-time.
• Senior Tyler Cropley has 17 doubles in 2018, which are tied for the 10th-most in a single-season in school history.

1.	John Knapp	24	1986
2.	Bill Heinz	20	1986
3.	2 Players	19	
5.	5 Players	18	
10.	Tyler Cropley	17	2018

• Junior Nick Allgeyer has 76 strikeouts this season, which are tied for the 10th-most in a single season.

1.	Jim Magrane	110	1999
2.	Brett Backlund	94	1991
3.	Wes Obermueller	91	1999
4.	Nick Gallagher	87	2017
5.	Mike Boddicker	84	1977
6.	Jack Bruner	81	1948
7.	Jack Bruner	79	1949
8.	John DeJard	78	1990
9.	Allen Rath	77	1988
10.	Allen Rath	76	1987
	Nick Allgeyer	76	2018

TURNING 2

Iowa is second in the Big Ten with 40 double plays in 2018.
• The Hawkeyes have two games this season where they have turned four doubles plays -- Indiana, at Nebraska.
• Iowa had a school record 67 double plays last season.

RPI UPDATE

Iowa is 49th in the latest RPI report by D1Baseball.com (As of May 8). Four Big Ten teams are in the top 50 -- Minnesota (14), Indiana (28), Ohio State (28), and Michigan (45). Iowa has three wins against top 25 RPI teams, eight against the top-50, and 11 against the top 100.

BIG OVERALL STATS (As of 5/9)

Batting Average

1.	Minnesota	.302
2.	Ohio State	.292
3.	Michigan	.287
7.	IOWA	.274

ERA

1.	Indiana	2.79
2.	Minnesota	3.26
3.	Michigan	3.36
7.	IOWA	4.29

Fielding Percentage

1.	Illinois	.980
2.	Minnesota	.976
3.	Indiana	.975
6.	IOWA	.970

BIG SUCCESS

Iowa has won 20 of 28 (71.4 percent) of its Big Ten Conference series dating back to the 2015 season. The Hawkeyes have won six of their last seven Big Ten series, dropping only a three-game set at No. 25 Minnesota from April 20-22.

WHELAN: THE CATALYST

Redshirt junior Chris Whelan has been instant offense for the Hawkeyes since making his season debut on March 17 against Evansville. The Illinois native missed the first month (14 games) recovering from Tommy John surgery. He was cleared to throw and play in the field April 24.
• He played in his first game in the field May 4 against No. 12 Oklahoma State, starting at first base, and he started the final two games in left field.
• The Hawkeyes averaged 5.0 runs per game in the 14 games before Whelan was cleared. Since inserting Whelan into the lineup, Iowa is averaging 6.8 runs per contest.
• Whelan has hit safely in 25-of-29 games since his return with 12 multi-hit contests. He is hitting .333 with 31 runs, and 12 walks as Iowa's leadoff hitter.
• Whelan had a career-high four hits, finishing 4-for-5 with a career-best four runs in Iowa's 13-9 come-from-behind victory over Bradley on March 28. He hit his second home run of the season on April 22 in the win at Minnesota, finishing 2-for-4 with two RBIs.
• Whelan homered in back-to-back games, hitting the game-tying home run in the come-from-behind win over No. 7 Michigan on April 29 and hitting a solo shot in the slugfest loss against Missouri.

CROPLEY PRODUCES

Senior Tyler Cropley is leading the team with a .383 average with team-highs in RBIs (43) and doubles (17) and ranking second in home runs (9). He had a career-best 12-game hitting streak and 16-game reached base streak this season. Cropley is currently riding a 15-game reached-base streak.
• The South Dakota native ranks in top-seven in Big Ten in 10 categories... second in on-base percentage (.490), tied for second in doubles (17), third in slugging percentage (.654), fifth in batting average (.383) and total bases (106), tied for fifth in HBP (10), tied for sixth in home runs (9) and hits (62), seventh in RBIs (43) and tied for seventh in runs (41).
• Cropley tied a school record in the 16-1 win over Coe College on April 11, finishing 3-for-5 with two RBIs and two runs. All three of his hits were doubles, as he became the ninth Hawkeye -- first since Nate Yoho in 2004 -- to hit three in a single game.
• Cropley has two walk-off home runs this season. He hit a walk-off grand slam to give Iowa a 13-9 victory over Bradley

BIG-ONLY OVERALL STATS (As of 5/6)

Batting Average

1.	Michigan	.308
2.	Minnesota	.305
3.	Nebraska	.289
8.	IOWA	.244

ERA

1.	Minnesota	2.71
2.	Indiana	2.71
3.	Michigan	2.85
5.	IOWA	4.18

Fielding Percentage

1.	Illinois	.981
2.	Indiana	.979
3.	Purdue	.975
9.	IOWA	.971



2018 WEEKEND IN STATS

SERIES	W-L	AVG	R	BATTING							PITCHING						FIELDING		
				H	2B	3B	HR	RBI	BB-SO	SB-A	ERA	IP	H	R-ER	BB-SO	BAA	PO-A	E	FLD%
at Diamond 9	3-0	.301	16	31	4	0	2	16	13-24	6-6	2.00	27.0	25	10-6	21-28	.253	81-28	4	.965
at Sugar Bowl Classic	2-1	.245	16	26	2	0	2	12	18-35	4-5	4.33	27.0	23	17-13	9-30	.223	81-27	5	.956
at UAB	2-1	.232	15	22	3	2	0	11	15-28	3-4	2.42	26.0	22	8-7	8-26	.234	78-29	2	.982
at UNLV	0-3	.189	5	18	3	0	0	5	7-19	0-0	8.62	24.0	36	28-23	13-20	.350	72-22	4	.959
Evansville	3-0	.340	22	33	7	1	3	21	13-20	1-1	2.33	27.0	18	9-7	13-24	.182	81-32	4	.966
Indiana	1-1	.234	7	15	3	1	3	7	7-15	0-0	2.50	18.0	13	5-5	10-20	.210	54-20	0	1.000
at Illinois	2-1	.305	24	32	5	1	2	23	18-17	4-7	6.23	26.0	32	20-18	15-25	.308	78-28	4	.964
Ohio State	2-1	.223	12	21	6	0	0	10	10-26	1-2	2.33	27.0	22	8-7	11-32	.222	81-31	3	.974
at Nebraska	1-1	.221	11	15	6	0	3	10	7-18	0-1	5.29	17.0	17	11-10	15-13	.266	51-25	3	.962
at Minnesota	1-2	.224	8	22	3	0	2	6	5-17	0-0	3.60	25.0	20	10-10	10-23	.222	75-20	1	.990
Michigan	2-1	.245	13	25	2	1	4	13	7-21	1-3	5.00	27.0	32	17-15	11-32	.288	81-20	6	.944
Oklahoma State	2-1	.340	33	36	11	0	3	29	20-19	2-2	6.00	27.0	29	24-18	16-35	.269	81-21	2	.981
at Northwestern																			
Penn State																			
Midweek	7-3	.316	93	111	23	2	15	82	59-77	5-11	4.60	92.0	94	53-47	44-106	.264	276-96	11	.971

on March 28. He finished with a career-high five RBIs in the game. He hit second walk-off -- a two-runs hot -- to give the Hawkeyes a 7-5 win over No. 7 Michigan on April 29.

- Cropley is currently hitting .489 (23-of-47) with runners in scoring position. He has a .778 average with a runner on third base with less than two outs.
- Cropley is on the Johnny Bench Award Watch List. The honor is given to the top catcher in Division I baseball.

CROWL STEADY AT SHORT

Sophomore Kyle Crawl had a career-best 14-game reached base streak from March 11-April 4. He has reached safely in 36 games this season.

- Crawl has been a part of 30 double plays in helping Iowa be one of the Big Ten's top double play units.
- Crawl is third on the team with six home runs this season and 29 RBIs.
- Went a perfect 4-for-4 with one double, three runs, and two RBIs in Iowa's 16-14 victory over No. 12 Oklahoma State on May 5. The four hits were a career-high.

HAVE YOURSELF A DAY Z

Sophomore Lorenzo Elion became the second Hawkeye in the last decade to hit for the cycle when he finished 5-of-6 with two home runs, six RBIs, and four runs scored in a 16-1 win over Coe College on April 11. The two home runs were the first of his career.

- Elion tripled in the first, homered in the second, doubled in the fifth, singled in the sixth, and capped the night with a first-pitch, three-run home run in the eighth.
- The five hits tied a school record that has happened now 18 times. It was last done by Joel Booker in 2016 at the Big Ten Tournament. The five hits are tied for the most in the Big Ten this season.
- Mason McCoy was the last Hawkeye to hit for the cycle against Air Force in 2016.

#SCTOP10

Sophomore Lorenzo Elion appeared in SportsCenter's Top 10 plays on April 8 after making a spectacular defensive play, diving to his right and throwing a dart to first to rob Ohio State of extra bases. The play was No. 8.

COMEBACK KIDS

The Hawkeyes have posted 13 come-from-behind victories in 2018, which includes five walk-off victories.

- Iowa trailed 9-8 through 7 1/2 innings before rallying for a 13-9 win. Lorenzo Elion's pinch-hit RBI single tied the game in the eighth before Iowa posted its fourth walk-off win in the ninth courtesy of a Tyler Cropley grand slam.
- The Hawkeyes trailed 4-1 through 7 1/2 innings before Matt Hoeg tied the game with a two-out, three-run double in the

eighth. Iowa then posted its third walk-off victory of the season when Austin Guzzo connected on a two-run home run to right field, giving the team a 6-4 win.

- Ben Norman had the game-winning RBI single in the ninth, sending the Hawkeyes to a 4-3 win over Toledo in the season opener. Norman also reached via error in the win over Virginia Tech, allowing the go-ahead run to score in the 2-1 walk-off victory.
- Iowa trailed 5-0 through 1 1/2 innings and 5-4 through 6 1/2 before Chris Whelan's solo home run tied the game at 5. In the bottom of the ninth, Cropley hit a two-run home run to left field, giving Iowa a 7-5 series-clinching victory over No. 7 Michigan.
- Iowa has overcome deficits to win 31 games since the start of the 2017 season and posted nine walk-off victories.
- Nineteen of those victories have come with Iowa trailing or being tied entering or through seven innings and 14 have come in the final at-bat.

BANKS MAGIC

- The Hawkeyes are 17-6 at Duane Banks Field this season, running their record to 69-20 at home since the start of the 2015 season.
- Iowa went 19-4 at home last season, the most wins by the team since 1989 (19-2).
- Iowa has 13 walk-off victories at Duane Banks Field since the start of 2015.

ON THE OFFENSE

- The Hawkeyes have had 10 or more hits in 18 games this season. Iowa's has scored 16 runs in a game three times, including twice in the last four games. (Coe College, 4/11; Mizzou, 5/1; Oklahoma State, 5/5).
- Iowa has scored 10 or more runs in 10 games this season.
- The Hawkeyes are 21-2 when out-hitting their opposition.

STARTING & FINISHING

The Hawkeyes are out-scoring opponents, 55-23, in the first inning and 117-75 over the first three innings. Iowa is also out-scoring the opposition, 54-41, in the eighth and ninth innings.

- Iowa is 13-5 when it scores in the first inning and 18-6 when it scores the game's first run.
- The Hawkeyes are 21-1 when leading after six innings, 21-1 after seven, and 23-1 after eight this season.

JUNIOR ROBERT NEUSTROM...

- has hit safely in 37-of-44 games this season and he has reached safely in 40-of-44 contests. Neustrom has had hitting streaks of nine games and 10 games this season.
- has started 107 consecutive games dating back to the 2016 season.

2018 QUALITY STARTS LOG

Nick Allgeyer (10)

vs. Virginia Tech -- 7 IP, 5 H, 1 ER, 8 K, 0 BB
 at UAB - 6.2 IP, 4 H, 1 ER, 4K, 1 BB
 at UNLV - 6.0, 6 H, 3 ER, 5 K, 2 BB
 vs. Evansville - 6 IP, 4 H, 1 ER, 4 K, 2 BB
 vs. #11 Indiana - 7 IP, 10 H, 3 ER, 5K, 1 BB
 at #22 Illinois - 6.1 IP, 7 H, 5 R (3 ER), 8 K, 1 BB
 vs. Ohio State - 6 IP, 5 H, 2 R (1 ER), 8 K, 3 BB
 at Nebraska - 7 IP, 5 H, 1 R (0 ER), 4 K, 4 BB
 at #25 Minnesota - 6.1 IP, 6 H, 3 ER, 6 K, 2 BB
 vs. #7 Michigan - 7 IP, 5 H, 1 ER, 8 K, 2 BB

Cole McDonald (4)

at New Orleans - 7 IP, 3 H, 2 R (0 ER), 4 K, 1 BB
 at #22 Illinois - 6.1 IP, 5 H, 2 ER, 6 K, 4 BB
 vs. Ohio State - 6 IP, 3 H, 1 ER, 8 K, 1 BB
 at #25 Minnesota - 7 IP, 4 H, 1 ER, 7 K, 2 BB

Brady Schanuel (2)

vs. #11 Indiana - 7 IP, 1 H, 0 R, 11 K, 4 BB
 vs. Ohio State - 6 IP, 6 H, 3 ER, 7 K, 4 BB

IOWA IN-SEASON ACCOLADES

Brady Schanuel

Big Ten Co-Pitcher of the Week - March 26

Nick Allgeyer

Big Ten Pitcher of the Week - April 16
 Big Ten Pitcher of the Week - April 30



- is hitting .333 with 18 multi-hit games. Neustrom has four home runs in his last six games, including his second career two-homer game May 5 against Oklahoma State. He finished the contest 3-for-5 with five RBIs and three runs scored.
- leads the team with 10 home runs this season. Ranks in the top 12 in the Big Ten in seven categories -- tied for fourth in doubles (14) and home runs (10), sixth in total bases (104), tied for 10th in slugging percentage (.578) and hits (60) and 12th in runs (39) and batting average (.333).
- was the Preseason Big Ten Player of the Year by Baseball America and Perfect Game.

ON THE BUMP

- The Hawkeyes' starting pitchers are 15-12 with a 3.71 ERA in 44 games. Iowa starters have 211 strikeouts to 86 walks and opponents are hitting .245.
- Iowa's pitching staff has three games where it has allowed two or fewer hits. The Hawkeyes one-hit Northern Illinois on April 17 and had a pair of two hitters against Evansville on March 17 and No. 11 Indiana on March 23.
- Iowa's pitching staff is leading the Big Ten with 414 strikeouts, averaging 9.6 per game to ranked 20th nationally.
- Iowa has 22 games with 10 or more strikeouts this season, including a stretch of eight straight games dating back to April 25 when the Hawkeyes had a season-high 15 strikeouts in a win over Milwaukee.
- Iowa's bullpen is 13-4 with a 4.91 ERA this season. The relievers have logged 188 2/3 innings, where they average more than a strikeout an inning (203).
- Senior Nick Nelsen appeared in all three games in Iowa's series win over No. 12 Oklahoma State. He didn't allow a run, scattered two hits, and punched out four over three innings. Nelsen is 2-1 with a 3.75 ERA in 22 appearances with 25 strikeouts over 24 innings.

DANIELS DOES IT

- Junior Zach Daniels is Iowa's most important piece in its relieving corps. The right-hander is 5-1 with a 2.15 ERA in 19 appearances, striking out 39 over 37 2/3 innings. He has four saves.
- Daniels is 2-0 with a 1.89 ERA in nine Big Ten appearances, allowing four runs on 12 hits over 19 innings. He has 19 strikeouts and is limiting hitters to a .182 average.
- Daniels made two appearances against No. 7 Michigan, earning a save and a win in the series. He pitched four shutout frames, scattering two hits and fanning a season-high six in Iowa's series-clinching victory.
- He has made multiple weekend appearances four times this season.

REDSHIRT JUNIOR NICK ALLGEYER...

- is 5-4 with a 2.71 ERA in 12 starts. Allgeyer has 76 strikeouts, which are second-most in the Big Ten and tied for the 10th-most in a single season in school history.
- ranks among the top-six in the Big Ten in four categories -- second in strikeouts (76) and innings (76 1/3), tied for fifth in ERA (2.71), and sixth in strikeouts looking (21).
- second in the Big Ten in conference games in strikeouts (39), tied for fifth in wins (3), sixth in innings (39 2/3), and seventh in ERA (2.79).
- has been named the Big Ten Pitcher of the Week twice this season -- April 16 following a road win at Nebraska and April 30 following a win over No. 7 Michigan.
- has allowed six hits or fewer in nine of 12 starts... has allowed one or fewer earned runs in seven starts.
- had 10 consecutive quality starts from Week 2-12... had a career-high nine strikeouts against No. 12 Oklahoma State his fifth game with eight or more strikeouts.
- notched his fourth win at Nebraska, allowing one unearned run over seven innings and fanning four... earned his fifth win, allowing one run on five hits over seven innings against No. 7 Michigan.
- notched his third victory -- first Big Ten win -- allowing five

- runs (three earned) on seven hits over 6 1/3 innings at No. 22 Illinois... finished with eight strikeouts.
- recorded his first career win as a starter (third of his career), allowing one run on four hits at UAB (3/2)... had four strikeouts against one walk over 6 2/3 innings... went six innings, allowing one run on four hits in the win over Evansville (3/17).
- made his first career Friday start -- his second career start -- against Toledo (2/16) -- allowing three unearned runs over five innings and fanning seven.
- is 7-4 with a 2.99 ERA in 44 career appearances, including 13 starts... has 114 strikeouts in 123 1/3 innings.
- missed the 2017 season recovering from Tommy John surgery suffered during the fall of 2016.

JUNIOR BRADY SCHANUEL...

- Iowa's Saturday starter... is 5-6 with a 5.84 ERA in 12 starts with 62 strikeouts over 49 1/3 innings.
- notched his fifth win, allowing three runs on six hits against Ohio State (4/7)... had seven strikeouts -- his fourth game with six or more strikeouts.
- was named the Big Ten Co-Pitcher of the Week on March 25 after going a career-best seven innings, allowing one hit and fanning 11 in a 5-1 victory over No. 11 Indiana (3/23)... retired the final 10 batters he faced. The 11 strikeouts were the most by a Hawkeye pitcher since Nathan Johnson's 14 at Indiana in 2004.
- allowed a single hit over five shutout innings in a win against Evansville, where he fanned six... went five innings in the road win at UAB -- his second win of the season...allowed one hit and fanned a career-high seven.
- earned his first career victory against Old Dominion (2/18), allowing two hits and fanning four in 3 2/3 innings... was on a predetermined 60-pitch count.
- Two-time MLB Draft pick -- selected in 20th round by Philadelphia in 2017 and 36th round by Oakland in 2015.
- Two-time All-American at Parkland College in Illinois... went 20-4 with 161 strikeouts in 164 innings.

JUNIOR COLE MCDONALD...

- is 3-1 with a 3.61 ERA in nine starts -- eight coming as the Sunday starter... has missed two starts because of weather cancellations (Indiana, Nebraska) and a third start because of injury.
- departed after 3+ innings in his April 29 start against Michigan with elbow tightness.
- tallied his third win, allowing one run on four hits over seven innings in a road win at No. 25 Minnesota... had six strikeouts to two walks for his third straight quality start.
- recorded his second straight quality start in a no-decision against Ohio State (4/8)... allowed one run on three hits over six innings and had a career-high eight strikeouts.
- notched his first Big Ten victory -- second of the season -- allowing two runs on five hits over 6 1/3 innings at No. 22 Illinois... finished with six strikeouts... it was his second quality start of the season.
- recorded his first career quality start and first win of the season, scattering three hits and allowing two unearned runs in seven innings in a victory over New Orleans. McDonald had four strikeouts to one walk.
- is 9-6 with a 4.80 ERA in 32 appearances, including 28 starts.

HAWKEYES IN PROFESSIONAL BASEBALL

- Jake Adams - Quad Cities River Bandits -- Class A (Astros)
- Joel Booker - Winston-Salem Dash - Class A Advanced (White Sox)
- Matt Dermody - Buffalo Bison - Triple-A (Blue Jays)
- Ryan Erickson - Great Falls Voyagers - Rookie (White Sox)
- Nick Gallagher - Lake County Captains - Class A (Indians)
- Blake Hickman - Winson Salem Dash - Class A Advanced (White Sox)
- Mason McCoy - Delmarva Shorebirds - Class A (Orioles)
- Tyler Peyton - Myrtle Beach Pelicans - Class A Advanced (Cubs)
- Nick Roscetti - Wisconsin Timber Rattlers - Class A (Brewers)
- Jake Yacinich - Inland Empire 66ers - Class A Advanced (Angels)

TEAM CAPTAINS

Iowa's team captains for the 2018 season are senior Tyler Cropley, redshirt junior Nick Allgeyer, junior Robert Neustrom, and redshirt sophomore Kyle Shimp.

SILVER MEDALISTS IN TAIWAN

Iowa made history when it represented the United States at the 2017 World University Games in Taiwan. Competing as the USA Team, Iowa claimed the silver medal, becoming the first American team to medal in Universiade history. Iowa went 5-2 during the two-week stretch before falling to Japan in the gold medal game.

DEFENDING BIG TEN TOURNAMENT CHAMPS

- Iowa went 4-1 during a four-day stretch to claim the program's first Big Ten Tournament title in school history in 2017. It was the second straight year the team advanced to the title game.
- The Hawkeyes won three games over higher seeded teams -- fourth-seeded Maryland, top-seeded Nebraska, and third-seeded Minnesota -- to reach the title game. Iowa defeated eighth-seeded Northwestern, 13-4, to claim the title.

IOWA'S BACKBONE

The Hawkeyes have been built on pitching and defense under UI head coach Rick Heller.

- Iowa has ranked in the top 24 nationally in the nation in team fielding percentage in each of the past three seasons. The Hawkeyes have been in the top four in the Big Ten throughout Heller's tenure.
- Iowa has posted team ERA records in 2015 and 2016 (2.95 in 2015, 3.56 in 2016), ranking in the top four in the conference in both seasons. The Hawkeyes set school strikeout records in 2016 and 2017.

#HELLERBALL

- UI head coach Rick Heller is one of nine coaches all-time to lead three different NCAA Division I teams to regional play.
- Heller recorded his 800th career win against Lehigh on March 12 at the Snowbird Classic in Florida.
- The Hawkeyes have won 30 or more games in each of Heller's four seasons as the helm of the program. It's a first for the team since winning 30 or more in seven straight seasons from 1979-85.
- Heller has led the Hawkeyes to two NCAA Regional appearances in three seasons; the program had three regional appearances in its history prior to his arrival.
- Heller is fourth in school history in career wins with 140 in his four seasons at Iowa, including the second (41) and fifth-most (39) in school history.
- Heller led Iowa to its first Big Ten Tournament title in 2017 -- the first conference title since 1990 -- and he guided the Hawkeyes to the Big Ten Tournament title game in consecutive seasons. Iowa has advanced to the league tournament in four straight years for the first time in program history.
- Heller has coached at least one first-team All-Big Ten selection each season, and has 15 Major League Baseball Draft picks in four seasons -- the most in a four-year stretch in school history.
- Iowa had a school-record six All-Big Ten selections in 2015 and five in 2017. The Hawkeyes have had 18 All-Big Ten honorees in four seasons under Heller.
- Iowa has posted winning streaks of nine games (in 2015) and eight games (in 2017) -- the longest streaks for the program since 2012.

FOLLOW THE HAWKEYES

Iowa baseball fans can follow the Hawkeyes on Facebook/iowabaseball, Twitter: @UIBaseball, and Instagram/UIBaseball in addition to coverage on hawkeyesports.com.



1 LORENZO ELION

So. • IF • 6-2 • 185
Chicago, Ill. • Kirkwood CC • Simeon Academy



2018 GAME-BY-GAME STATS

#1 Elion, Lorenzo - 38 games (All games)

Date	Opponent	Pos	AB	R	H	RBI	2B	3B	HR	BB	SB	CS	HBP	SAC	SF	GDP	K	PO	A	E	Avg	
Feb 16	vs Toledo	*3b	4	1	3	0	0	0	0	0	0	0	0	0	0	0	1	1	1	0	.750	
Feb 17	vs Oakland	*3b	3	0	1	0	0	0	0	0	2	0	1	0	0	0	0	3	3	0	.571	
Feb 18	vs Old Dominion	*3b	5	1	2	0	0	0	0	0	0	0	0	0	0	0	0	0	1	2	.500	
Feb 23	vs Virginia Tech	*3b	4	0	0	0	0	0	0	0	0	0	0	0	0	0	2	0	2	0	.375	
Feb 24	vs Ball St.	*3b	3	0	1	0	0	0	0	0	0	0	1	0	0	0	2	0	0	1	.368	
Feb 27	CORNELL COLLEGE	*3b	3	1	1	3	0	0	0	0	0	0	0	0	2	0	0	1	1	0	.364	
Mar 02	at UAB	*3b	4	0	0	0	0	0	0	0	0	0	0	0	0	0	1	0	3	0	.308	
Mar 03	at UAB	*3b	6	0	2	1	0	0	0	0	1	1	0	0	0	0	1	0	2	1	.312	
Mar 04	at UAB	*3b	3	0	1	0	0	0	0	0	0	0	0	0	0	0	2	1	1	0	.314	
Mar 09	at UNLV	*3b	4	0	1	0	0	0	0	0	0	0	0	0	0	1	1	2	0	0	.308	
Mar 10	at UNLV	*3b	3	0	1	1	1	0	0	0	0	0	0	0	0	0	1	4	1	1	.310	
Mar 11	at UNLV	*3b	2	1	0	0	0	0	0	1	0	0	1	0	0	0	0	0	0	0	.295	
Mar 14	vs Missouri State	*dh	3	0	1	1	0	0	0	0	0	0	0	0	0	0	2	0	0	0	.298	
Mar 17	EVANSVILLE-1	*3b	1	0	0	0	0	0	0	0	0	0	0	0	0	0	0	0	1	0	.292	
Mar 17	EVANSVILLE-2	ph/3b	1	0	0	0	0	0	0	0	0	0	0	0	0	0	0	0	1	0	.286	
Mar 18	EVANSVILLE	*3b	0	0	0	0	0	0	0	0	0	0	1	0	0	0	0	0	0	0	.286	
Mar 21	LORAS COLLEGE	*3b	3	0	0	0	0	0	0	0	0	0	0	0	0	0	2	1	1	0	.269	
Mar 28	BRADLEY	ph/3b	1	0	1	1	0	0	0	0	0	0	0	0	0	0	0	0	0	0	.283	
Mar 31	at Illinois	*3b	4	0	1	1	0	0	0	1	0	0	0	0	0	0	1	1	0	0	.281	
Apr 01	at Illinois	*3b	4	0	2	2	0	0	0	0	0	0	0	0	0	0	0	0	3	1	.295	
Apr 04	GRAND VIEW	*3b	3	0	1	2	0	0	0	0	0	0	0	0	1	0	1	0	2	0	.297	
Apr 07	OHIO STATE-1	*3b	4	0	0	0	0	0	0	0	0	0	0	0	0	0	2	2	1	0	.279	
Apr 07	OHIO STATE-2	*3b	4	1	2	3	0	0	0	0	0	0	0	0	0	0	1	0	0	0	.292	
Apr 08	OHIO STATE	*3b	4	0	0	0	0	0	0	0	1	0	0	0	0	0	0	0	1	0	.276	
Apr 11	COE COLLEGE	*3b	6	4	5	6	1	1	2	0	0	0	0	0	0	0	0	1	2	0	.317	
Apr 13	at Nebraska-1	*3b	5	0	1	0	0	0	0	0	0	1	0	0	0	0	0	1	2	2	.310	
Apr 13	at Nebraska-2	*3b	4	0	0	0	0	0	0	0	0	0	0	0	0	0	1	0	1	0	.297	
Apr 17	NORTHERN ILLINOIS	*3b	4	0	1	1	0	0	0	0	0	0	0	0	0	0	0	1	0	2	.295	
Apr 20	at Minnesota	*3b	3	0	0	0	0	0	0	1	0	0	0	0	0	0	2	0	0	0	.286	
Apr 21	at Minnesota	*3b	4	0	0	0	0	0	0	0	0	0	0	0	1	0	0	0	2	0	.275	
Apr 22	at Minnesota	*3b	4	0	1	0	0	0	0	0	0	0	0	0	0	0	1	0	0	0	.274	
Apr 25	MILWAUKEE	*3b	5	1	4	2	0	0	0	0	0	0	0	0	0	0	1	0	1	0	.297	
Apr 27	MICHIGAN	*3b	4	1	1	0	0	0	0	0	0	0	0	0	0	0	0	0	0	0	.296	
Apr 28	MICHIGAN	*3b	3	0	0	0	0	0	0	0	0	0	0	0	0	0	1	0	1	2	.288	
Apr 29	MICHIGAN	ph/3b	1	0	0	0	0	0	0	0	0	0	0	0	0	0	1	0	1	0	.286	
May 01	MISSOURI	ph	1	0	0	0	0	0	0	0	0	0	0	0	0	0	0	0	0	0	.283	
May 04	OKLAHOMA STATE	*3b	2	0	0	0	0	0	0	0	0	0	0	0	0	0	0	0	1	0	.279	
May 05	OKLAHOMA STATE	*3b	3	0	1	0	0	0	0	0	1	0	0	0	0	0	1	0	1	0	.280	
Totals			31gs	125	11	35	24	2	1	2	3	5	2	3	1	3	2	29	18	40	13	.280

On base pct. .306 • Slugging pct. .360

CAREER HIGHS

AB: 6, 2X, LAST VS. COE COLLEGE, 4/11/18

H: 5 vs. COE COLLEGE, 4/11/18

R: 4 vs. COE COLLEGE, 4/11/18

2B: 1, 2X, LAST VS. COE COLLEGE, 4/11/18

3B: 1 vs. COE COLLEGE, 4/11/18

HR: 2 vs. COE COLLEGE, 4/11/18

RBI: 6 vs. COE COLLEGE, 4/11/18

BB: 1, 3X, LAST VS. MINNESOTA, 4/20/18

SB: 2 vs. OAKLAND, 2/17/18

SEASON HIGHLIGHTS

- Has started 31 games... 30 at third base and one as the designated hitter... hitting .280 (35-of-125) with 11 runs and 24 RBIs... has hit safely in 22 games and reached safely in 24 contests... has seven multi-hit games (four 2-hit, one 3-hit, one 4-hit, one 5-hit)
- Became the second Hawkeye in the last decade to hit for the cycle, finishing 5-for-6 with two home runs, six RBIs, and four runs in the 16-1 win over Coe College (4/11)... the five hits tied a single-game school record... the two home runs were the first two of his career... the five hits are tied for a Big Ten high this season
- Went 4-for-5 with two RBIs and a run scored in a midweek win over Milwaukee (4/25)
- Was on SportsCenter's Top 10 plays on April 8 after making a spectacular defensive play to his right at third base against Ohio State... the play was No. 8 on the plays of the day... drove in three runs, finishing 2-for-4 with three RBIs in game two victory over Ohio State (4/7)
- Tallied his fourth multi-hit game in the series finale at No. 22 Illinois, finishing 2-for-4 with two RBIs... had the game-tying two-run single in the sixth inning... had a game-tying, eighth-inning, pinch-hit RBI single against Bradley (3/28)... had a career-high three RBIs in Iowa's midweek win over Cornell (2/27), finishing 1-for-3 in the contest
- Had a pair of multi-hit games at the Diamond 9 Sunshine State Classic... went 3-for-4 with a run scored vs. Toledo (2/16) in his first game as a Hawkeye, including singling and scoring the game-winning run in the bottom of the ninth inning... went 2-for-5 with a run scored against Old Dominion (2/18)... had two steals vs. Oakland (2/17)
- Hit .364 (8-of-22) during Iowa's silver medal run at World University Games in Taiwan with hits in five of six games
- Junior college transfer from Kirkwood Community College, where he was an all-region selection as a freshman... hit .347 with 21 extra base hits and 45 RBIs

CAREER STATS

YEAR	AVG.	G-GS	AB	R	H	2B	3B	HR	RBIS	BB	HBP	SO	SB-A
2018	.280	38-31	125	11	35	2	1	2	24	3	3	29	5-7
TOTALS	.280	38-31	125	11	35	2	1	2	24	3	3	29	5-7

Instagram: [UIBaseball](#)



Twitter: [@UIBaseball](#)



Facebook: [iowabaseball](#)

2 ZACH DANIELS

Jr. • RHP • 5-11 • 160
Robins, Iowa • Cedar Rapids Kennedy HS



2018 GAME-BY-GAME STATS

#2 Daniels, Zach - 19 appearances (All games)

Date	Opponent	GS	IP	H	R	ER	BB	SO	2B	3B	HR	WP	BK	HBP	IBB	Score	W-L	Sv	ERA	NP
Feb 16	vs Toledo		2.0	1	0	0	3	3	0	0	0	0	0	0	0	4-3	0-0	0	0.00	44
Feb 18	vs Old Dominion		2.0	0	0	0	0	1	0	0	0	0	0	0	0	4-1	0-0	1	0.00	15
Feb 23	vs Virginia Tech		3.0	1	0	0	1	4	0	0	0	0	0	0	0	2-1	1-0	1	0.00	39
Mar 02	at UAB		1.2	1	0	0	0	1	0	0	0	0	0	0	0	4-1	1-0	2	0.00	14
Mar 11	at UNLV		1.1	4	5	2	0	2	0	0	1	1	1	0	0	3-13	1-1	2	1.80	32
Mar 18	EVANSVILLE		3.1	2	1	1	1	5	0	1	0	0	0	1	0	4-3	2-1	2	2.03	48
Mar 23	INDIANA-2		2.0	1	1	1	1	1	0	0	0	0	0	1	0	5-1	2-1	2	2.35	31
Mar 28	BRADLEY		2.0	0	0	0	1	3	0	0	0	1	0	1	0	13-9	3-1	2	2.08	35
Mar 30	at Illinois		1.2	0	0	0	2	2	0	0	0	0	0	0	0	8-5	3-1	2	1.89	-
Apr 01	at Illinois		1.0	2	0	0	2	0	0	0	0	0	0	0	0	4-2	3-1	2	1.80	31
Apr 08	OHIO STATE		3.0	1	0	0	1	3	0	0	0	2	0	0	0	2-1	4-1	2	1.57	43
Apr 13	at Nebraska-1		2.0	2	0	0	1	2	1	0	0	0	0	0	0	7-1	4-1	2	1.44	23
Apr 17	NORTHERN ILLINOIS		1.0	0	0	0	0	0	0	0	0	0	0	0	0	2-0	4-1	3	1.38	8
Apr 20	at Minnesota		1.1	1	0	0	1	1	1	0	0	1	0	0	0	3-4	4-1	3	1.32	21
Apr 22	at Minnesota		2.0	1	2	2	1	1	1	0	0	0	0	0	0	5-3	4-1	3	1.84	32
Apr 27	MICHIGAN		2.0	2	1	1	1	3	1	0	0	0	0	0	0	4-2	4-1	4	2.01	41
Apr 29	MICHIGAN		4.0	2	0	0	1	6	0	0	0	0	0	0	1	7-5	5-1	4	1.78	58
May 04	OKLAHOMA STATE		1.1	0	0	0	0	1	0	0	0	0	0	0	0	6-7	5-1	4	1.72	22
May 05	OKLAHOMA STATE		1.0	2	2	2	0	0	0	0	2	0	0	0	0	16-14	5-1	4	2.15	21
Totals		0	37.2	23	12	9	17	39	4	1	3	5	1	3	1	103-76	5-1	4	2.15	-

CAREER-HIGHS

AB: 4, 9X, LAST VS. MINNESOTA, 5/25/16
H: 3 vs. SAVANNAH STATE, 5/13/16
R: 2, 4X, vs. MARYLAND, 5/28/16
2B: 1, 2X, LAST AT MINNESOTA, 4/1/16
3B: N/A
HR: N/A
RBIs: 4 vs. NORTHWESTERN COLLEGE, 3/8/16
BB: 3 vs. MARYLAND, 5/28/16
SB: 1, 6X, LAST vs. AT WESTERN ILLINOIS, 5/17/16

PITCHING

IP: 4.2 vs. OHIO STATE, 5/14/17
H: 5, 2X, LAST AT ILLINOIS, 5/19/17
R: 5 at UNLV, 3/11/18
ER: 4 at SOUTH FLORIDA, 2/17/17
SO: 8 vs. OHIO STATE, 5/14/17
BB: 3, 2X, LAST vs. TOLEDO, 2/16/18

SEASON HIGHLIGHTS

- Is 5-1 with a 2.15 ERA in 19 appearances with four saves... has 39 strikeouts over 37 2/3 innings... has allowed one or fewer hits in 11 of his 19 appearances and zero runs in 13 of 19 appearances
- Four saves are tied for eighth in the Big Ten... is tied for first in league games in appearances (9), third in batting average against (.182), and fourth in ERA (1.89)
- Has made multiple weekend appearances four times this season
- Went 1-0 with a 1.50 ERA in two games against No. 7 Michigan... had a two-inning save in the series opener before pitching a season-high four shutout innings, scattering two hits, and fanning a season-high six to win the series finale
- Notched his third save, getting the final three outs to complete Iowa's 2-0 shutout victory over Northern Illinois (4/17)... earned his fourth victory, allowing one hit over three shutout innings against Ohio State (4/8), fanning three... got the final out just before a winter snow storm hit Iowa City
- Tossed 2 2/3 shutout innings in games one and three in the road series win at No. 22 Illinois... recorded his third win, tossing two shutout inning against Bradley (3/28)...notched his second win, pitching a season-high 3.1 innings against Evansville (3/18)... allowed one run on two hits and fanned a season-high five batters... got the final five outs to record his second save at UAB (3/2)... notched his first save of the season in the 4-1 win over Old Dominion (2/18)... recorded his first win against Virginia Tech (2/23), logging a season-high three innings, surrendering one hit and fanning four
- Named to Big Ten Preseason Honors List... named the 47th-best reliever in college baseball by D1Baseball.com
- Expected to serve as Iowa's closer... went 7-3 with a 3.22 ERA in 24 appearances as a sophomore with 55 strikeouts in 50 1/3 innings
- D1Baseball.com says Daniels is a candidate to be a top-10 round selection in 2018 MLB Draft.

CAREER STATS

YEAR	ERA	W-L	APP	GS	CG	SHO	SV	IP	H	R	ER	BB	SO
2016	1.50	1-1	16	0	0	0/1	5	18.0	14	3	3	4	15
2017	3.22	7-3	24	0	0	0/1	1	50.1	55	23	18	25	55
2018	2.15	5-1	19	0	0	0/1	4	37.2	23	12	9	17	39
TOTALS	2.55	13-5	59	0	0	0/3	10	106.0	92	38	30	46	109

Instagram: [UIBaseball](#)



Twitter: [@UIBaseball](#)



Facebook: [iowabaseball](#)

3 MATT HOEG

Sr. • IF • 6-1 • 200
Waukee, Iowa • Iowa Western CC • Waukee HS



2018 GAME-BY-GAME STATS

#3 Hoeg, Matt - 43 games (All games)

Date	Opponent	Pos	AB	R	H	RBI	2B	3B	HR	BB	SB	CS	HBP	SAC	SF	GDP	K	PO	A	E	Avg	
Feb 16	vs Toledo	*1b	3	1	2	0	0	0	0	1	0	0	0	0	0	0	0	8	0	0	.667	
Feb 17	vs Oakland	*of	2	1	1	0	0	0	0	1	1	0	1	0	0	0	1	4	0	0	.600	
Feb 18	vs Old Dominion	*1b	3	1	2	1	0	0	0	0	0	0	0	0	0	0	0	5	1	0	.625	
Feb 23	vs Virginia Tech	*1b	4	0	0	0	0	0	0	0	0	0	0	0	0	0	2	6	1	0	.417	
Feb 24	vs Ball St.	*1b	4	0	1	0	0	0	0	0	0	0	0	0	0	0	3	3	1	0	.375	
Feb 25	at New Orleans	*3b	4	0	0	0	0	0	0	1	0	0	0	0	0	0	1	4	1	0	.300	
Feb 27	CORNELL COLLEGE	*1b	1	1	0	0	0	0	0	1	0	0	0	0	0	0	0	7	0	0	.286	
Mar 02	at UAB	*1b	3	0	1	0	0	0	0	1	0	0	0	0	0	0	1	11	0	0	.292	
Mar 03	at UAB	*1b	2	2	1	0	0	0	0	3	1	0	0	0	0	0	0	7	0	0	.308	
Mar 04	at UAB	*1b	3	0	0	0	0	0	0	0	0	0	0	0	0	0	2	10	0	0	.276	
Mar 09	at UNLV	*1b	4	0	1	0	0	0	0	0	0	0	0	0	0	0	1	4	0	0	.273	
Mar 10	at UNLV	*1b	3	0	0	0	0	0	0	0	0	0	0	0	0	0	0	4	1	0	.250	
Mar 11	at UNLV	*1b	4	0	2	0	0	0	0	0	0	0	0	0	0	0	1	9	2	0	.275	
Mar 14	vs Missouri State	*3b	5	1	1	1	0	0	1	0	0	0	0	0	0	0	2	0	1	0	.267	
Mar 17	EVANSVILLE-1	*3b/1b	3	1	2	0	0	0	0	0	0	0	0	0	1	0	0	3	2	0	.271	
Mar 17	EVANSVILLE-2	*3b/1b	4	0	2	1	0	0	0	0	0	0	0	0	0	0	1	2	1	1	.288	
Mar 18	EVANSVILLE	*3b/1b	4	0	1	0	0	0	0	0	0	0	0	0	0	0	1	3	2	0	.286	
Mar 20	SAINT LOUIS	*3b	5	1	2	1	0	0	0	0	0	0	0	0	0	0	1	0	0	0	.295	
Mar 21	LORAS COLLEGE	*1b/3b	3	0	1	3	1	0	0	1	0	0	0	0	0	0	0	8	0	0	.297	
Mar 23	INDIANA-1	*3b	4	0	0	0	0	0	0	0	0	0	0	0	0	0	2	0	4	0	.279	
Mar 23	INDIANA-2	*3b	4	0	1	1	0	0	0	0	0	0	0	0	0	1	1	1	1	0	.278	
Mar 28	BRADLEY	*3b	4	0	0	0	0	0	0	0	0	0	1	0	0	0	4	0	3	0	.263	
Mar 30	at Illinois	*3b	5	0	0	1	0	0	0	0	0	0	0	0	0	0	0	1	1	0	.247	
Mar 31	at Illinois	*1b	3	0	1	1	0	0	0	0	0	0	0	0	0	0	0	3	1	0	.250	
Apr 01	at Illinois	3b	0	0	0	0	0	0	0	0	0	0	0	0	0	0	0	0	0	0	.250	
Apr 04	GRAND VIEW	1b	0	0	0	0	0	0	0	0	0	0	0	0	0	0	0	1	0	0	.250	
Apr 07	OHIO STATE-1	*1b	3	0	0	0	0	0	0	0	0	0	0	0	0	0	2	8	1	0	.241	
Apr 07	OHIO STATE-2	1b	0	0	0	0	0	0	0	0	0	0	0	0	0	0	0	2	0	0	.241	
Apr 08	OHIO STATE	1b	1	0	0	0	0	0	0	0	0	0	0	0	0	0	0	5	0	0	.239	
Apr 11	COE COLLEGE	1b	2	2	1	1	1	0	0	1	0	0	0	0	0	0	0	6	0	0	.244	
Apr 13	at Nebraska-1	1b	2	0	0	0	0	0	0	1	0	0	0	0	0	0	2	9	0	0	.239	
Apr 13	at Nebraska-2	*1b	1	0	0	0	0	0	0	1	0	0	0	0	0	0	0	9	0	0	.237	
Apr 17	NORTHERN ILLINOIS	1b	0	0	0	0	0	0	0	0	0	0	0	0	0	0	0	2	1	0	.237	
Apr 21	at Minnesota	*1b	3	0	1	0	0	0	0	0	0	0	0	0	0	0	0	6	1	0	.240	
Apr 22	at Minnesota	1b	0	0	0	0	0	0	0	0	0	0	0	0	0	0	0	0	1	0	.240	
Apr 25	MILWAUKEE	1b	2	0	1	0	1	0	0	0	0	0	0	0	0	0	0	1	0	0	.245	
Apr 27	MICHIGAN	*1b	3	2	2	1	0	1	0	0	0	0	0	0	0	0	0	6	0	0	.257	
Apr 28	MICHIGAN	*1b/3b	4	0	0	0	0	0	0	0	0	0	0	0	0	0	0	7	1	1	.248	
Apr 29	MICHIGAN	*3b/1b	4	0	2	1	1	0	0	0	0	0	0	0	0	0	0	2	2	1	.257	
May 01	MISSOURI	*3b	4	1	1	2	0	0	1	1	0	0	1	0	0	0	1	0	1	0	.257	
May 04	OKLAHOMA STATE	*3b/of	5	0	0	0	0	0	0	0	0	0	0	0	0	0	0	1	0	0	.246	
May 05	OKLAHOMA STATE	*1b/3b	4	0	2	6	2	0	0	0	0	0	0	0	1	0	1	8	1	0	.254	
May 06	OKLAHOMA STATE	*3b	5	2	3	2	0	0	0	0	0	0	0	0	0	0	1	1	0	0	.268	
Totals			34gs	127	16	34	25	6	1	2	13	2	1	2	0	3	1	31	174	35	4	.268

On base pct. .338 • Slugging pct. .378

CAREER HIGHS

AB: 5, 9X, LAST VS. OKLAHOMA STATE, 5/6/18

H: 4 AT ILLINOIS, 5/19/17

R: 4 AT ILLINOIS, 5/19/17

2B: 2, 4X, LAST VS. OKLAHOMA STATE, 5/5/18

3B: 1, 2X, LAST VS. MICHIGAN, 4/27/18

HR: 1, 7X, LAST VS. MISSOURI, 5/1/18

RBI: 6 VS. OKLAHOMA STATE, 5/5/18

BB: 3 AT UAB, 3/3/18

SB: 1, 5X, LAST AT UAB, 3/3/18

SEASON HIGHLIGHTS

- Iowa's utility player... has started 34 games -- 19 games at first base, 14 at third base, and one in left field... hitting .268 with 16 runs and 25 RBIs... has hit safely in 24 games and reached safely in 28 contests... has nine (eight 2-hit, one 3-hit) multi-hit contests... had a season-high seven game hitting streak from March 11-21
- Finished with a .357 average (5-of-14) with eight RBIs in series win over No. 12 Oklahoma State... went 2-for-4 with two doubles and a career-high six RBIs in game two win... had a bases-clearing, three-run double in the seventh... finished 3-for-5 with two RBIs and two runs in the series finale.
- Hit .364 (4-of-11) with a pair of two-hit games in series win over No. 7 Michigan... went 2-for-4 with a triple, RBI, and two runs in game one (4/27) and 2-for-4 with a double in the finale (4/29)... hit his second home run of season, finishing 1-for-4 with a two-run home run against Missouri (5/1)
- Had a bases-clearing, game-tying three-run double in the eighth inning in Iowa's 6-4 come-from-behind victory over Loras College (3/21)... hit his first home run of the season, connecting on a leadoff blast against Missouri State (3/14)... was 1-for-2 with two runs and a career-high three walks in a game two win at UAB (3/3)... had a pair of two-hit games at the Diamond 9 Sunshine State Classic... scored the game-tying run in the walk-off victory over Toledo
- Hit .277 with 38 RBIs and 32 runs as a junior... had 16 doubles, one triple, and five home runs... tied for third in the Big Ten in doubles (16)... finished tied for 11th in Big Ten play with 22 RBIs... started 56 games... 55 at third base and one as designated hitter... hit safely in 36 games with 15 multi-hit contests -- 14 two-hit, one four-hit games (5/27), and 1-for-2 with a two-run double in the title game against Northwestern (5/28).
- Junior-college All-American at Iowa Western Community College

CAREER STATS

YEAR	AVG.	G-GS	AB	R	H	2B	3B	HR	RBIS	BB	HBP	SO	SB-A
2017	.277	60-56	195	32	54	16	1	5	38	24	3	54	3-7
2018	.268	43-34	127	16	34	6	1	2	25	13	2	31	2-3
TOTALS	.273	103-90	322	48	88	22	2	7	63	37	5	85	5-10



4 MITCHELL BOE

Jr. • IF • 5-10 • 175
Naperville, Ill. • Joilet Catholic HS



2018 GAME-BY-GAME STATS

#4 Boe, Mitchell - 42 games (All games)

Date	Opponent	Pos	AB	R	H	RBI	2B	3B	HR	BB	SB	CS	HBP	SAC	SF	GDP	K	PO	A	E	Avg
Feb 16	vs Toledo	*2b	4	0	1	0	0	0	0	0	0	0	0	0	0	0	1	1	2	0	.250
Feb 17	vs Oakland	*2b	4	0	1	2	1	0	0	0	0	0	0	0	0	0	0	1	3	0	.250
Feb 18	vs Old Dominion	*2b	4	0	1	2	1	0	0	0	0	0	0	0	0	0	0	1	3	1	.250
Feb 23	vs Virginia Tech	*2b	3	0	0	0	0	0	0	0	0	0	0	0	0	0	1	1	2	0	.200
Feb 25	at New Orleans	*2b	4	2	2	0	0	0	0	1	1	0	0	0	0	0	0	1	5	0	.263
Feb 27	CORNELL COLLEGE	*2b	1	1	0	0	0	0	1	0	0	0	0	0	0	0	1	0	0	0	.250
Mar 02	at UAB	*2b	2	1	0	0	0	0	0	1	0	0	0	1	0	0	2	1	5	0	.227
Mar 03	at UAB	*2b	3	2	2	0	0	0	0	1	0	0	0	1	0	0	1	2	1	0	.280
Mar 04	at UAB	*2b	2	0	0	0	0	0	0	0	0	0	0	0	0	0	1	1	3	0	.259
Mar 09	at UNLV	*2b	2	0	0	0	0	0	0	1	0	0	0	0	0	0	0	0	2	0	.241
Mar 11	at UNLV	*2b	3	1	2	0	1	0	0	0	0	0	0	0	0	1	0	4	3	0	.281
Mar 14	vs Missouri State	*2b	4	0	1	0	0	0	0	0	0	0	0	0	0	0	0	0	3	0	.278
Mar 17	EVANSVILLE-1	*2b	4	0	1	0	0	0	0	0	0	0	0	0	0	0	0	2	3	0	.275
Mar 17	EVANSVILLE-2	*2b	4	0	1	0	1	0	0	0	0	0	0	0	0	1	1	1	2	0	.273
Mar 18	EVANSVILLE	*2b	4	0	0	0	0	0	0	0	0	0	0	0	0	0	2	4	1	0	.250
Mar 20	SAINT LOUIS	*2b	3	0	0	0	0	0	0	0	0	0	0	0	0	0	0	4	2	0	.235
Mar 21	LORAS COLLEGE	*2b	0	0	0	0	0	0	0	0	0	0	0	0	0	0	0	0	0	0	.235
Mar 23	INDIANA-1	*2b	1	0	0	1	0	0	0	0	0	0	0	0	1	0	0	3	4	0	.231
Mar 23	INDIANA-2	*2b	3	0	0	0	0	0	0	1	0	0	0	0	0	0	2	1	2	0	.218
Mar 28	BRADLEY	*2b	3	2	2	1	1	0	0	1	0	0	0	1	0	0	0	3	2	0	.241
Mar 30	at Illinois	*2b	4	1	1	0	0	0	0	0	0	0	0	0	0	0	1	2	2	1	.242
Mar 31	at Illinois	*2b	1	0	0	0	0	0	0	0	0	0	0	0	0	0	1	0	0	0	.238
Apr 01	at Illinois	*2b	4	0	2	0	0	0	0	0	1	0	0	0	0	0	1	1	1	3	.254
Apr 04	GRAND VIEW	*2b	2	0	0	0	0	0	0	1	0	0	0	0	0	0	0	1	3	1	.246
Apr 07	OHIO STATE-1	*2b	4	0	2	0	0	0	0	0	0	0	0	0	0	0	0	0	1	0	.260
Apr 07	OHIO STATE-2	*2b	3	1	1	1	1	0	0	1	0	0	0	0	0	0	0	1	2	3	.263
Apr 08	OHIO STATE	*2b	4	0	0	0	0	0	0	0	0	0	0	0	0	0	0	2	4	0	.250
Apr 11	COE COLLEGE	*2b	2	1	1	2	1	0	0	0	0	0	0	0	0	1	0	0	0	1	.256
Apr 13	at Nebraska-1	*2b	3	1	2	3	1	0	0	1	0	0	0	0	0	0	0	3	5	0	.271
Apr 13	at Nebraska-2	*2b	3	0	0	0	0	0	0	0	0	0	0	0	0	1	0	1	3	0	.261
Apr 17	NORTHERN ILLINOIS	*2b	3	1	1	0	0	0	0	0	0	0	0	0	0	0	0	1	3	1	.264
Apr 20	at Minnesota	*2b	2	0	0	1	0	0	0	0	0	0	0	1	1	0	0	1	5	0	.258
Apr 21	at Minnesota	*2b	1	0	0	0	0	0	0	2	0	0	0	0	0	0	0	0	0	0	.255
Apr 22	at Minnesota	*2b	4	0	0	1	0	0	0	0	0	0	0	0	0	0	0	1	1	0	.245
Apr 25	MILWAUKEE	*2b	2	0	0	0	0	0	0	0	1	1	0	0	0	0	0	1	0	0	.240
Apr 27	MICHIGAN	*2b	3	0	1	1	0	0	0	0	1	0	0	0	0	0	0	1	2	0	.243
Apr 28	MICHIGAN	*2b	3	0	1	0	0	0	0	0	0	1	0	0	0	0	0	1	0	1	.245
Apr 29	MICHIGAN	*2b	4	0	1	1	0	0	0	0	0	0	0	0	0	0	2	1	1	0	.245
May 01	MISSOURI	*2b	5	1	2	3	0	0	1	0	0	0	0	1	0	2	0	3	0	.252	
May 04	OKLAHOMA STATE	*2b	4	1	1	0	0	0	0	0	0	0	0	0	1	0	1	1	0	.252	
May 05	OKLAHOMA STATE	*2b	5	0	0	0	0	0	0	0	0	0	0	0	1	1	0	4	1	.242	
May 06	OKLAHOMA STATE	*2b	2	1	1	1	0	0	0	2	0	0	0	0	0	0	0	3	1	0	.246
Totals		41gs	126	17	31	20	8	0	1	14	3	2	1	4	3	7	25	58	88	5	.246

On base pct. .319 • Slugging pct. .333

CAREER-HIGHS

AB: 5, 6X, LAST VS. OKLAHOMA STATE, 5/5/18

H: 3 AT OHIO STATE, 5/7/16

R: 3, 2X, LAST AT OHIO STATE, 5/7/16

2B: 1, 19X, LAST AT NEBRASKA, 4/13/18

3B: 1, 2X, LAST VS. PENN STATE, 4/28/17

HR: 1 VS. MISSOURI, 5/1/18

RBI: 3, 4X, LAST VS. MISSOURI, 5/1/18

BB: 4 VS. AIR FORCE, 4/13/16

SB: 1, 10X, LAST VS. MICHIGAN, 4/27/18

SEASON HIGHLIGHTS

- Iowa's starting second baseman... started 41 games at second base... hitting .246 with 20 RBIs, eight doubles, and 17 runs scored... has hit safely in 23 games and reached safely in 30 contests... has eight multi-hit games -- all two-hit contests
- Didn't commit an error the first 19 games... part of Iowa's prolific double play tandem that is among the Big Ten leaders
- Went 1-for-2 with a run scored and RBI in series finale against No. 12 Oklahoma State... singled to center field and scored on a three-base error by the center fielder
- Went 2-for-5 and tied a career-high with three RBIs against Missouri (5/1)... hit a game-tying ninth-inning home run -- a solo shot down the left field line -- for his first career home run
- Finished 2-for-3 and tied a career-high with three RBIs in Iowa's series opening win at Nebraska (4/13)... went 2-for-4 in the series opener against Ohio State (4/7)... went 2-for-3 with two runs and an RBI in come-from-behind victory over Bradley (3/28)
- Two-year starter at second base... was part of Iowa's most potent double-play combination in school history with Mason McCoy... ranked second nationally and broke the Iowa school record.
- Started 59 games -- all at second base... hit .244 with 29 runs and 26 RBIs... had 23 walks.

CAREER STATS

YEAR	AVG.	G-GS	AB	R	H	2B	3B	HR	RBIS	BB	HBP	SO	SB-A
2016	.190	33-18	58	12	11	1	0	0	4	13	0	13	2-2
2017	.244	61-59	197	29	48	10	2	0	26	23	1	28	5-7
2018	.246	42-41	126	17	31	8	0	1	20	14	1	25	3-5
TOTALS	.236	136-118	381	58	90	19	2	1	50	50	2	66	10-14

Instagram: UIBaseball




Twitter: @UIBaseball



Facebook: iowabaseball

5 TYLER CROPLEY

Sr. • C • 5-11 • 185
McCook Lake, S.D. • Iowa Western CC • Bishop Heelan HS



2018 GAME-BY-GAME STATS

#5 Cropley, Tyler - 44 games (All games)

Date	Opponent	Pos	AB	R	H	RBI	2B	3B	HR	BB	SB	CS	HBP	SAC	SF	GDP	K	PO	A	E	Avg	
Feb 16	vs Toledo	*c	3	0	1	1	0	0	0	1	0	0	0	0	0	0	1	12	1	0	.333	
Feb 17	vs Oakland	*c	5	1	2	2	0	0	1	0	0	0	0	0	0	0	2	7	1	0	.375	
Feb 18	vs Old Dominion	*c	4	0	1	0	0	0	0	1	0	0	0	0	0	0	0	10	0	0	.333	
Feb 23	vs Virginia Tech	*c	3	0	0	0	0	0	0	1	0	0	0	0	0	1	2	11	1	0	.267	
Feb 24	vs Ball St.	*c	4	0	1	1	0	0	0	0	0	0	0	0	0	0	1	11	0	0	.263	
Feb 25	at New Orleans	*c	4	0	2	3	1	0	0	2	0	1	0	0	0	0	0	7	0	1	.304	
Feb 27	CORNELL COLLEGE	*dh	3	1	1	2	1	0	0	0	0	0	0	0	0	0	1	0	0	0	.308	
Mar 02	at UAB	*c	4	0	0	0	0	0	0	0	0	0	0	0	0	0	0	7	0	0	.267	
Mar 03	at UAB	*c	4	1	2	3	1	0	0	1	0	0	1	0	0	0	0	13	0	0	.294	
Mar 04	at UAB	*c	3	0	2	0	0	0	0	0	0	0	1	0	0	0	0	6	1	0	.324	
Mar 09	at UNLV	*c	2	0	1	0	0	0	0	2	0	0	0	0	0	0	0	8	0	0	.333	
Mar 10	at UNLV	*c	3	1	0	0	0	0	0	0	0	0	0	0	0	0	1	5	0	0	.310	
Mar 11	at UNLV	*of	4	0	1	1	0	0	0	0	0	0	0	0	0	0	1	0	4	0	.304	
Mar 14	vs Missouri State	*c	4	1	1	0	0	0	0	0	0	0	0	0	0	0	0	1	13	0	.300	
Mar 17	EVANSVILLE-1	*c/of	5	1	1	0	0	0	0	0	0	0	0	0	0	0	1	5	0	0	.291	
Mar 17	EVANSVILLE-2	*c/of	2	1	0	1	0	0	0	1	0	0	1	0	1	0	0	6	0	0	.281	
Mar 18	EVANSVILLE	*of/c	3	0	2	1	1	0	0	1	0	0	0	0	0	0	0	1	1	0	.300	
Mar 20	SAINT LOUIS	*of/c	5	1	2	0	1	0	0	0	0	0	0	0	0	0	0	2	1	0	.308	
Mar 21	LORAS COLLEGE	*of/c	3	1	1	0	0	0	0	0	0	1	1	0	0	0	0	1	0	0	.309	
Mar 23	INDIANA-1	*c	4	0	2	0	0	0	0	0	0	0	0	0	0	0	2	9	1	0	.319	
Mar 23	INDIANA-2	*c	4	2	3	2	1	0	1	1	0	0	0	0	0	0	0	12	0	0	.342	
Mar 28	BRADLEY	*c/of	5	2	3	5	2	0	1	0	0	0	1	0	0	1	0	4	3	0	.358	
Mar 30	at Illinois	*c	2	1	1	0	1	0	0	2	0	1	1	0	0	0	0	11	1	0	.361	
Mar 31	at Illinois	*c	2	3	1	1	1	0	0	3	0	0	0	0	0	1	0	6	1	0	.365	
Apr 01	at Illinois	*c	5	1	1	1	0	0	0	0	0	1	0	0	0	0	2	7	1	0	.356	
Apr 04	GRAND VIEW	*of/c	4	0	1	0	0	0	0	0	0	0	0	0	0	0	0	5	0	0	.351	
Apr 07	OHIO STATE-1	*c	4	0	2	1	0	0	0	0	0	0	0	0	0	1	1	10	2	0	.357	
Apr 07	OHIO STATE-2	*c	3	2	2	0	0	0	0	0	0	0	1	0	0	0	0	1	10	0	.366	
Apr 08	OHIO STATE	*c	4	0	0	0	0	0	0	0	0	0	0	0	0	0	0	1	11	1	.352	
Apr 11	COE COLLEGE	*of	5	2	3	2	3	0	0	0	0	0	1	0	0	0	0	2	0	0	.364	
Apr 13	at Nebraska-1	*c	3	0	0	0	0	0	0	0	0	1	0	0	0	0	0	8	0	0	.354	
Apr 13	at Nebraska-2	*c	4	1	1	2	0	0	1	0	0	0	0	0	0	0	0	7	0	0	.350	
Apr 17	NORTHERN ILLINOIS	*of/c	3	0	1	1	0	0	0	0	0	0	0	0	1	0	1	1	0	0	.350	
Apr 20	at Minnesota	*c	4	1	2	1	0	0	1	0	0	0	0	0	0	0	0	7	1	0	.355	
Apr 21	at Minnesota	*c	4	0	2	0	1	0	0	0	0	0	0	0	0	0	0	8	0	0	.359	
Apr 22	at Minnesota	*c	4	2	2	0	1	0	0	0	0	0	0	0	0	0	1	8	0	0	.364	
Apr 25	MILWAUKEE	*c/of	5	2	2	1	1	0	0	0	0	0	0	0	0	0	0	10	0	1	.365	
Apr 27	MICHIGAN	*c	3	0	0	0	0	0	0	1	0	0	0	0	0	0	0	10	1	0	.357	
Apr 28	MICHIGAN	*c	2	1	1	0	0	0	0	2	0	0	0	0	0	0	0	10	0	0	.359	
Apr 29	MICHIGAN	*c	5	1	3	2	0	0	1	0	0	0	0	0	0	0	0	11	0	0	.367	
May 01	MISSOURI	*c	5	4	3	4	0	0	2	2	0	0	0	0	0	0	0	15	0	0	.375	
May 04	OKLAHOMA STATE	*c	2	1	1	3	0	0	1	3	0	0	0	0	0	0	1	12	1	0	.377	
May 05	OKLAHOMA STATE	*c	4	3	1	0	0	0	0	1	0	0	1	0	0	0	0	12	2	0	.373	
May 06	OKLAHOMA STATE	*c	4	3	3	2	1	0	0	1	0	0	0	0	0	0	1	11	0	0	.383	
Totals			44gs	162	41	62	43	17	0	9	27	2	3	10	0	3	4	22	346	21	2	.383

On base pct. .490 • Slugging pct. .654

CAREER HIGHS

AB: 6 vs. MINNESOTA, 5/27/17

H: 3, 8X, LAST vs. OKLAHOMA STATE, 5/6/18

R: 4 vs. MISSOURI, 5/1/18

2B: 3 vs. COE COLLEGE, 4/1/18

3B: 1, 2X, LAST AT HOUSTON, 6/4/17

HR: 2, 2X, LAST vs. MISSOURI, 5/1/18

RBI: 5 vs. BRADLEY, 3/28/18

BB: 3, 3X, LAST vs. OKLAHOMA STATE, 5/4/18

SB: 2 vs. UNLV, 4/1/17

SEASON HIGHLIGHTS

- Named to the Johnny Bench Award Watch List, an award given to the top catcher in Division I baseball... named to the Big Ten Preseason Honors List... Iowa's starting catcher... has started all 44 games -- 36 behind the plate, five in left field, two in center field, and once as the designated hitter... hitting a team-best .383 with 43 RBIs and 41 runs scored... has hit safely in 37 games and reached safely in 41 contests... has at least one RBI in 23 games and 12 games with two or more RBIs
- Ranks in top-seven in Big Ten in 10 categories... second in on-base percentage (.490), tied for second in doubles (17), third in slugging percentage (.654), fifth in batting average (.383) and total bases (106), tied for fifth in HBP (10), tied for sixth in home runs (9) and hits (62), seventh in RBIs (43) and tied for seventh in runs (41).
- Had a career-long 12-game hitting streak from March 18-April 7 and a career-best 16-game reached base streak from March 11-April 8
- Finished with a .500 average in series win over No. 12 Oklahoma State... hit a three-run homer in game one (5/4) and finished 3-for-4 with a doubles and two RBIs in series finale (5/6)... hit a walk-off two-run home run in Iowa's 7-5, series-clinching victory over No. 7 Michigan... it was his second walk-off homer of the season... finished 3-for-5 in the game... had his second career two home run game, finishing 3-for-5 with a career-high four runs and four RBIs against Mizzou (5/1)
- Hit .500 during the three-game series at Minnesota, posting three straight two-hit games... went 2-for-4 with a home run at Target Field in the opener -- his fifth of the season... hit his fourth home run -- a two-run shot -- in game two at Nebraska (4/13)... tied a school record with three doubles against Coe College (4/11), finishing 3-for-5 with two RBIs and two runs... it was the first time since 2004 a Hawkeye has had three doubles
- Hit a walk-off grand slam -- the first walk-off blast of his baseball career -- finishing 3-for-5 with two doubles and a career-high five RBIs in Iowa's 13-9 victory over Bradley (3/28)... went 3-for-4 with a double, home run, and two RBIs in Iowa's 5-1 win over No. 11 Indiana (3/23)
- Went 2-for-4 with three RBIs in Iowa's 8-2 victory at New Orleans (2/25)... hit a two-run home run in Iowa's 8-6 victory over Oakland (2/17)... finished 2-for-5 with two RBIs
- Named to the Big Ten All-Tournament team after hitting a team-best .412 (7-of-17) with three home runs, seven runs, and five RBIs... hit the go-ahead solo home run in the top of the 13th in the semifinal elimination game against Minnesota (5/27)... finished game 2-for-6 with two home runs, two runs, and two RBIs
- Strong defensive catcher... gunned down 19 would-be base stealers in 2017 -- tops in the Big Ten
- Ranked as the 20th best draft prospect in the Big Ten by D1Baseball.com... one of four team captains for the 2018 season
- First-team all-region selection at Iowa Western Community College in 2016

CAREER STATS

YEAR	AVG.	G-GS	AB	R	H	2B	3B	HR	RBIS	BB	HBP	SO	SB-A
2017	.268	61-59	205	41	55	8	2	9	36	28	6	41	6-10
2018	.383	44-44	162	41	62	17	0	9	43	27	10	22	2-5
TOTALS	.319	105-103	367	82	117	25	2	18	79	55	16	86	8-15

Instagram: [UIBaseball](#)



Twitter: [@UIBaseball](#)



Facebook: [iowabaseball](#)

6 JUSTIN JENKINS

So. • OF • 5-10 • 185
Terre Haute, Ind. • Terre Haute South HS



2018 GAME-BY-GAME STATS

#6 Jenkins, Justin - 41 games (All games)

Date	Opponent	Pos	AB	R	H	RBI	2B	3B	HR	BB	SB	CS	HBP	SAC	SF	GDP	K	PO	A	E	Avg
Feb 18	vs Old Dominion	*of	4	0	1	0	0	0	0	0	1	0	0	0	0	0	2	2	0	0	.250
Feb 23	vs Virginia Tech	*of	2	0	0	0	0	0	0	2	0	0	0	0	0	0	1	2	0	0	.167
Feb 24	vs Ball St.	*of	2	1	1	0	0	0	0	2	0	0	0	0	0	0	1	2	0	0	.250
Feb 25	at New Orleans	*of	5	1	2	2	0	0	0	0	0	0	1	0	0	0	1	1	0	0	.308
Feb 27	CORNELL COLLEGE	*of	5	0	1	3	0	0	0	0	0	0	1	0	0	0	1	1	0	0	.278
Mar 02	at UAB	*of	4	2	1	0	0	0	0	1	0	0	0	0	0	0	1	1	0	0	.273
Mar 03	at UAB	*of	2	2	0	0	0	0	0	2	0	0	0	1	0	0	1	1	0	0	.250
Mar 04	at UAB	*of	3	0	0	0	0	0	0	0	0	0	0	0	0	1	1	3	0	0	.222
Mar 09	at UNLV	*of	2	0	0	0	0	0	0	0	0	0	0	0	0	0	2	4	0	0	.207
Mar 11	at UNLV	ph	1	0	0	0	0	0	0	0	0	0	0	0	0	0	1	0	0	0	.200
Mar 14	vs Missouri State	of	1	0	1	0	0	0	0	0	0	0	0	0	0	0	0	2	0	0	.226
Mar 17	EVANSVILLE-1	*of	3	0	2	2	0	0	0	1	0	0	0	0	0	0	0	1	0	0	.265
Mar 17	EVANSVILLE-2	*of	2	0	0	0	0	0	0	0	0	0	0	1	0	0	2	2	0	0	.250
Mar 18	EVANSVILLE	*of	0	0	0	0	0	0	0	0	0	0	0	0	0	0	0	1	0	0	.250
Mar 20	SAINT LOUIS	*of	5	0	2	0	0	0	0	0	0	0	0	0	0	0	2	7	0	0	.268
Mar 21	LORAS COLLEGE	*of	1	1	1	0	1	0	0	0	0	0	0	0	0	0	0	0	0	0	.286
Mar 23	INDIANA-1	*of	2	1	1	1	0	0	1	1	0	0	0	0	0	0	1	2	0	0	.295
Mar 23	INDIANA-2	*of	3	0	0	1	0	0	0	1	0	0	0	0	0	0	1	0	0	0	.277
Mar 28	BRADLEY	*of	3	1	0	0	0	0	0	2	0	0	0	0	0	0	1	0	0	0	.260
Mar 30	at Illinois	*of	3	0	1	1	1	0	0	0	0	0	0	0	1	0	0	2	0	0	.264
Mar 31	at Illinois	*of	1	0	0	1	0	0	0	0	0	0	1	0	0	0	0	2	0	1	.259
Apr 01	at Illinois	*of	2	0	1	0	0	0	0	2	0	1	0	0	0	0	0	2	0	0	.268
Apr 04	GRAND VIEW	*of	4	0	0	0	0	0	0	0	1	0	0	0	0	0	1	0	0	0	.250
Apr 07	OHIO STATE-1	*of	3	0	2	0	0	0	0	1	0	1	0	0	0	0	0	2	1	1	.270
Apr 07	OHIO STATE-2	*of	3	1	0	1	0	0	0	1	0	0	0	0	0	0	0	1	4	0	.258
Apr 08	OHIO STATE	*of	4	0	1	0	0	0	0	0	0	0	0	0	0	0	0	1	1	0	.257
Apr 11	COE COLLEGE	*of	1	2	1	1	1	0	0	3	0	0	0	0	0	0	0	0	0	0	.268
Apr 13	at Nebraska-1	*of	4	2	2	1	2	0	0	1	0	0	0	0	0	0	0	2	0	0	.280
Apr 13	at Nebraska-2	*of	3	0	0	0	0	0	0	0	0	0	0	0	0	0	0	2	0	0	.269
Apr 17	NORTHERN ILLINOIS	*of	4	0	0	0	0	0	0	0	0	0	0	0	0	0	2	1	0	0	.256
Apr 20	at Minnesota	*of	3	1	1	0	0	0	0	0	0	0	0	1	0	0	2	1	0	0	.259
Apr 21	at Minnesota	*of	3	0	0	0	0	0	0	0	0	0	0	0	0	0	0	1	4	0	.250
Apr 22	at Minnesota	*of	4	1	1	0	0	0	0	0	0	0	0	0	0	0	0	6	1	0	.250
Apr 25	MILWAUKEE	*of	1	1	1	2	0	0	0	0	0	0	2	0	1	0	0	2	0	0	.258
Apr 27	MICHIGAN	*of	3	0	0	0	0	0	0	0	0	0	0	0	0	0	2	1	0	0	.250
Apr 28	MICHIGAN	*of	2	0	1	0	0	0	0	1	0	0	0	0	0	0	0	4	0	0	.255
Apr 29	MICHIGAN	*of	4	1	0	0	0	0	0	0	0	0	0	0	0	0	2	3	0	0	.245
May 01	MISSOURI	*of	4	1	0	0	0	0	0	0	1	0	1	0	0	0	2	2	0	0	.236
May 04	OKLAHOMA STATE	*of	2	0	0	0	0	0	0	0	0	0	2	0	0	0	1	3	0	0	.231
May 05	OKLAHOMA STATE	*of	0	0	0	0	0	0	0	0	0	0	0	0	0	0	0	1	0	0	.231
May 06	OKLAHOMA STATE	*of	3	0	1	1	0	0	0	1	0	0	0	0	0	0	1	4	0	0	.234
Totals			36gs	111	19	26	17	5	0	1	22	3	2	7	4	2	1	40	77	2	.234

On base pct. .387 • Slugging pct. .306

CAREER-HIGHS

AB: 5, 3X, LAST VS. SAINT LOUIS, 3/20/18

H: 2, 5X, LAST AT NEBRASKA, 4/13/18

R: 2, 5X, LAST AT NEBRASKA, 4/13/18

2B: 2 AT NEBRASKA, 4/13/18

3B: N/A

HR: 1 VS. INDIANA, 3/23/18

RBI: 3 VS. CORNELL COLLEGE, 2/27/18

BB: 3 VS. COE COLLEGE, 4/11/18

SB: 1, 5X, VS. MISSOURI, 5/1/18

SEASON HIGHLIGHTS

- Has started 36 games -- all in center field... hitting .245 (26-of-111) with 17 RBIs and 19 runs... has drawn 22 walks... has hit safely in 22 games and reached safely in 30 contests... has four multi-hit games -- all two-hit contests
- Finished 2-for-4 with two doubles, two runs, and an RBI in Iowa's game one victory at Nebraska (4/13)... the two doubles were a career-high... went 1-for-2 with a solo home run -- the first of his career -- against No. 11 Indiana (3/23)... scored two runs in back-to-back games at UAB (3/2-4)... went 2-for-5 with two RBIs in win at New Orleans (2/25) and had a career-high three RBIs in the win over Cornell College (2/27)
- Strong defensive outfielder... appeared in 41 games as a freshman, primarily as a defensive replacement

CAREER STATS

YEAR	AVG.	G-GS	AB	R	H	2B	3B	HR	RBIS	BB	HBP	SO	SB-A
2017	.148	41-6	27	7	4	2	0	0	3	5	3	10	2-2
2018	.234	41-36	111	19	26	5	0	1	17	22	7	40	3-5
TOTALS	.217	82-42	138	26	30	7	0	1	20	27	10	50	5-7



7 GRANT JUDKINS

So. • RHP/IF • 6-3 • 190
Pella, Iowa • Pella HS



2018 GAME-BY-GAME STATS

#7 Judkins, Grant - 20 games (All games)

Date	Opponent	Pos	AB	R	H	RBI	2B	3B	HR	BB	SB	CS	HBP	SAC	SF	GDP	K	PO	A	E	Avg
Feb 16	vs Toledo	ph	0	0	0	0	0	0	0	1	0	0	0	0	0	0	0	0	0	0	.000
Feb 17	vs Oakland	*1b	3	1	1	1	0	0	0	1	1	0	0	0	0	0	2	9	0	0	.333
Feb 18	vs Old Dominion	*dh	3	0	0	1	0	0	0	2	0	0	0	0	0	0	1	0	0	0	.167
Feb 23	vs Virginia Tech	*dh	2	0	0	0	0	0	0	0	0	0	0	0	0	0	0	1	0	0	.125
Feb 25	at New Orleans	*1b	3	0	0	0	0	0	0	2	0	0	0	0	0	0	0	14	1	0	.091
Mar 14	vs Missouri State	ph	1	0	1	0	1	0	0	0	0	0	0	0	0	0	0	0	0	0	.167
Mar 20	SAINT LOUIS	ph	0	0	0	0	0	0	0	1	0	0	0	0	0	0	0	0	0	0	.167
Mar 23	INDIANA-1	ph	1	0	0	0	0	0	0	0	0	0	0	0	0	0	1	0	0	0	.154
Mar 30	at Illinois	1b	0	0	0	0	0	0	0	0	0	0	0	0	0	0	0	1	0	0	.154
Mar 31	at Illinois	p	0	0	0	0	0	0	0	0	0	0	0	0	0	0	0	1	0	0	.154
Apr 08	OHIO STATE	ph/of	3	0	1	1	1	0	0	0	0	0	0	0	0	0	0	2	0	0	.188
Apr 11	COE COLLEGE	*dh	1	1	0	0	0	0	0	1	0	0	1	0	0	0	1	0	0	0	.176
Apr 13	at Nebraska-2	p	0	0	0	0	0	0	0	0	0	0	0	0	0	0	0	0	1	0	.176
Apr 17	NORTHERN ILLINOIS	*1b	2	0	1	0	0	0	0	2	0	0	0	0	0	0	0	10	2	0	.211
Apr 20	at Minnesota	ph	1	0	0	0	0	0	0	0	0	0	0	0	0	0	0	0	0	0	.200
Apr 21	at Minnesota	p	0	0	0	0	0	0	0	0	0	0	0	0	0	0	0	0	1	1	.200
Apr 22	at Minnesota	*1b	4	0	0	0	0	0	0	0	0	0	0	0	0	0	1	2	0	0	.167
Apr 25	MILWAUKEE	*1b	2	1	0	0	0	0	0	1	0	0	0	0	0	0	0	0	1	0	.154
Apr 28	MICHIGAN	p	0	0	0	0	0	0	0	0	0	0	0	0	0	0	0	1	2	0	.154
May 04	OKLAHOMA STATE	ph	1	0	1	0	0	0	0	0	0	0	0	0	0	0	0	0	0	0	.185
Totals		8gs	27	3	5	3	2	0	0	11	1	0	1	0	0	0	7	41	8	0	.185

On base pct. .436 • Slugging pct. .259

#7 Judkins, Grant - 10 appearances (All games)

Date	Opponent	GS	IP	H	R	ER	BB	SO	2B	3B	HR	WP	BK	HBP	IBB	Score	W-L	Sv	ERA	NP
Feb 24	vs Ball St.		2.0	1	1	0	0	2	0	0	0	1	0	0	0	6-14	0-0	0	0.00	30
Mar 21	LORAS COLLEGE	*	4.0	1	0	0	1	3	0	0	0	0	0	0	0	6-4	0-0	0	0.00	55
Mar 28	BRADLEY		0.2	3	3	2	1	1	2	0	0	1	0	0	0	13-9	0-0	0	2.70	25
Mar 31	at Illinois		4.1	4	2	2	2	4	0	1	1	0	0	0	0	12-13	0-0	0	3.27	77
Apr 07	OHIO STATE-1		3.0	3	0	0	1	3	1	1	0	0	0	0	0	1-2	0-0	0	2.57	45
Apr 13	at Nebraska-2		1.1	3	3	3	2	1	1	0	0	0	0	0	0	4-10	0-0	0	4.11	37
Apr 21	at Minnesota		5.0	3	1	1	1	3	1	0	0	0	1	0	0	0-3	0-0	0	3.54	63
Apr 28	MICHIGAN		3.0	6	4	4	0	4	0	0	0	2	0	0	0	2-10	0-0	0	4.63	65
May 01	MISSOURI		1.1	3	2	2	0	1	1	0	0	0	0	0	0	16-17	0-0	0	5.11	23
May 06	OKLAHOMA STATE		3.2	4	2	2	2	4	1	0	0	0	0	0	0	11-3	0-0	0	5.08	69
Totals		1	28.1	31	18	16	10	26	7	2	1	3	2	0	1	71-85	0-0	0	5.08	-

CAREER-HIGHS

AB: 6 vs. MINNESOTA, 5/27/17

H: 2, 7X, LAST vs. MINNESOTA, 5/27/17

R: 2 vs. NORTHWESTERN, 5/28/17

2B: 1, 3X, LAST vs. OHIO STATE, 4/8/18

3B: N/A

HR: 1, 2X, LAST at WESTERN ILLINOIS, 5/2/17

RBI: 3 vs. NORTHERN ILLINOIS, 3/7/17

BB: 3 vs. BUCKNELL, 3/11/17

SB: 1, 2X, LAST vs. OAKLAND, 2/17/18

PITCHING

IP: 5.0 at MINNESOTA, 4/21/18

H: 6 vs. MICHIGAN, 4/28/18

R: 5 vs. NORTHERN ILLINOIS, 3/7/17

ER: 5 vs. NORTHERN ILLINOIS, 3/7/17

SO: 5, 2X, LAST vs. LEHIGH, 3/12/17

BB: 2, 4X, LAST vs. OKLAHOMA STATE, 5/6/18

SEASON HIGHLIGHTS

- Has started eight games -- five at first base and three at designated hitter... hitting .185 with three RBIs and 11 walks... is 0-0 with a 5.08 ERA in 10 appearances, including one start
- Went 3 2/3 innings, scattering four hits and allowing two runs in the series finale against No. 12 Oklahoma State (5/6)
- Logged a career-long five innings in relief at No. 25 Minnesota (4/21), allowing one run on three hits and fanning three
- Had the game-winning RBI double in the eighth inning in Iowa's 2-1 series-clinching victory over Ohio State (4/8)... also tossed three shutout innings in relief, scattering three hits and striking out three in game one against OSU (4/7)
- Tossed a career-high 4 1/3 innings in game two at Illinois, allowing two runs on four hits and punching out four... made his first start of the season against Loras College (3/21), allowing one hit and striking out three over four shutout innings
- Hit .270 with 11 runs and 16 RBIs... went 1-0 with a 7.59 ERA in 10 appearances (five starts) as a freshman.

CAREER STATS

YEAR	AVG.	G-GS	AB	R	H	2B	3B	HR	RBIS	BB	HBP	SO	SB-A
2017	.270	37-31	111	11	30	1	0	2	16	19	4	27	1-3
2018	.185	16-8	27	3	5	2	0	0	3	11	1	7	1-1
TOTALS	.254	53-39	138	14	35	3	0	2	19	30	5	34	2-4

YEAR	ERA	W-L	APP	GS	CG	SHO	SV	IP	H	R	ER	BB	SO
2017	7.59	1-0	10	5	0	0/0	0	21.1	28	20	18	10	23
2018	5.08	0-0	10	1	0	0/0	0	28.1	31	18	16	10	26
TOTALS	6.16	1-0	20	6	0	0/0	0	49.2	59	38	34	20	49

Instagram: [UIBaseball](#)



Twitter: [@UIBaseball](#)



Facebook: [iowabaseball](#)

8 LUKE FARLEY

Jr. • OF • 6-0 • 215
Denver, Iowa • Waterloo Columbus HS



2018 GAME-BY-GAME STATS

#8 Farley, Luke - 19 games (All games)

Date	Opponent	Pos	AB	R	H	RBI	2B	3B	HR	BB	SB	CS	HBP	SAC	SF	GDP	K	PO	A	E	Avg
Feb 17	vs Oakland	ph	1	0	0	0	0	0	0	0	0	0	0	0	0	0	1	0	0	0	.000
Feb 24	vs Ball St.	ph/of	1	1	1	1	0	0	1	0	0	0	0	0	0	0	0	0	0	0	.500
Feb 27	CORNELL COLLEGE	of	1	1	0	0	0	0	0	0	0	0	1	0	0	0	0	2	0	0	.333
Mar 04	at UAB	ph/of	1	0	0	0	0	0	0	0	0	0	0	0	0	0	1	0	0	0	.250
Mar 10	at UNLV	*of	3	1	0	0	0	0	0	0	0	0	0	0	0	0	1	0	0	0	.143
Mar 14	vs Missouri State	ph	1	0	0	0	0	0	0	0	0	0	0	0	0	0	0	0	0	0	.125
Mar 18	EVANSVILLE	ph	1	0	0	0	0	0	0	0	0	0	0	0	0	0	0	0	0	0	.111
Mar 21	LORAS COLLEGE	ph	1	0	0	0	0	0	0	0	0	0	0	0	0	0	1	0	0	0	.100
Mar 31	at Illinois	ph/of	3	1	2	0	1	1	0	0	0	0	0	0	0	0	0	0	0	0	.231
Apr 04	GRAND VIEW	ph	1	0	0	0	0	0	0	0	0	0	0	0	0	0	0	0	0	0	.214
Apr 07	OHIO STATE-1	ph	1	0	0	0	0	0	0	0	0	0	0	0	0	0	0	0	0	0	.200
Apr 08	OHIO STATE	ph	1	0	0	0	0	0	0	0	0	0	0	0	0	0	1	0	0	0	.188
Apr 11	COE COLLEGE	of	3	0	0	0	0	0	0	0	0	0	0	0	0	0	1	1	0	1	.158
Apr 25	MILWAUKEE	ph/of	1	0	0	0	0	0	0	0	0	0	0	0	0	0	0	1	0	0	.150
Apr 28	MICHIGAN	ph	1	0	1	0	0	0	0	0	0	0	0	0	0	0	0	0	0	0	.190
Apr 29	MICHIGAN	ph	1	0	0	0	0	0	0	0	0	0	0	0	0	0	1	0	0	0	.182
May 01	MISSOURI	of	1	0	0	0	0	0	0	0	0	0	0	0	0	0	0	0	0	0	.174
May 05	OKLAHOMA STATE	ph/of	2	0	1	0	1	0	0	0	0	0	0	0	0	0	0	0	0	0	.200
May 06	OKLAHOMA STATE	*dh	3	0	0	1	0	0	0	0	0	0	0	0	0	1	1	0	0	0	.179
Totals		2gs	28	4	5	2	2	1	0	1	0	0	1	0	0	1	8	4	0	1	.179

On base pct. .233 • Slugging pct. .321

CAREER-HIGHS

- AB: 4 vs. UNLV, 3/31/17
- H: 2, 3X, LAST AT ILLINOIS, 3/31/18
- R: 2, 3X, LAST vs. SAVANNAH STATE, 3/13/16
- 2B: 1, 6X, LAST vs. OKLAHOMA STATE, 5/5/18
- 3B: 1 AT ILLINOIS, 3/31/18
- HR: 1 vs. MICHIGAN, 4/23/16
- RBI: 4 vs. NORTHWESTERN COLLEGE, 3/8/16
- BB: 2, 2X, vs. MICHIGAN, 4/24/16
- SB: 1 vs. UNLV, 3/31/17

SEASON HIGHLIGHTS

- Has appeared in 19 games, including two starts -- once in left field and once as the DH... hitting .179 (5-for-28) with four runs and two RBIs
- Finished 2-for-3 with a double, triple, and run scored in game two at No. 22 Illinois (3/31)
- Hit .235 with three runs and one RBI as a sophomore... one of Iowa's top pinch hitter

CAREER STATS

YEAR	AVG.	G-GS	AB	R	H	2B	3B	HR	RBIS	BB	HBP	SO	SB-A
2016	.239	29-14	46	10	11	3	0	1	12	13	2	16	1-1
2017	.235	22-7	34	3	8	1	0	0	1	7	1	18	1-2
2018	.179	19-2	28	4	5	2	1	0	2	1	1	8	0-0
TOTALS	.222	70-23	108	17	24	6	1	1	15	21	4	42	2-3



9 BEN NORMAN

So. • OF • 6-2 • 190
Des Moines, Iowa • Roosevelt HS



2018 GAME-BY-GAME STATS

#9 Norman, Ben - 39 games (All games)

Date	Opponent	Pos	AB	R	H	RBI	2B	3B	HR	BB	SB	CS	HBP	SAC	SF	GDP	K	PO	A	E	Avg
Feb 16	vs Toledo	*of	4	0	1	2	0	0	0	1	0	0	0	0	0	0	1	1	0	0	.250
Feb 17	vs Oakland	*of	5	2	2	0	0	0	0	0	0	0	0	0	0	0	2	3	0	0	.333
Feb 18	vs Old Dominion	*of	4	0	0	0	0	0	1	0	0	0	0	0	0	0	4	4	0	0	.231
Feb 23	vs Virginia Tech	*of	5	0	1	0	0	0	0	0	0	0	0	0	0	0	0	2	0	0	.222
Feb 24	vs Ball St.	*of	3	0	1	1	0	0	0	0	0	0	0	0	0	0	2	3	0	0	.238
Feb 25	at New Orleans	*of	3	1	0	0	0	0	1	0	0	0	0	1	0	0	1	0	0	0	.208
Feb 27	CORNELL COLLEGE	ph/of	1	0	0	1	0	0	1	0	0	0	0	0	0	0	0	0	0	0	.200
Mar 02	at UAB	*of	4	1	1	0	0	1	0	0	0	0	0	0	0	0	1	1	0	0	.207
Mar 03	at UAB	*of	5	0	1	1	0	1	0	1	0	1	0	1	0	1	2	0	0	0	.206
Mar 04	at UAB	*of/of	2	0	0	0	0	0	0	0	0	0	1	0	0	0	0	1	0	0	.194
Mar 09	at UNLV	*of/of	4	0	0	0	0	0	0	0	0	0	0	0	0	1	1	1	0	0	.175
Mar 10	at UNLV	*of	2	0	0	0	0	0	0	0	0	0	0	1	0	0	0	5	0	0	.167
Mar 14	vs Missouri State	*of	2	0	0	0	0	0	0	0	0	0	0	0	0	0	2	0	0	0	.159
Mar 17	EVANSVILLE-1	ph/of	1	0	0	0	0	0	0	0	0	0	0	0	0	0	0	0	0	0	.156
Mar 17	EVANSVILLE-2	of/of	1	0	0	0	0	0	0	0	0	0	0	0	0	0	0	3	0	0	.152
Mar 18	EVANSVILLE	of	0	0	0	0	0	0	0	0	0	0	1	0	0	0	0	0	0	0	.152
Mar 20	SAINT LOUIS	pr/of	1	0	1	2	1	0	0	0	0	0	0	0	0	0	0	0	0	0	.170
Mar 21	LORAS COLLEGE	*of	2	0	0	0	0	0	0	0	0	0	0	0	0	0	1	2	0	0	.163
Mar 23	INDIANA-1	*of	3	1	1	0	0	1	0	0	0	0	0	0	0	1	1	1	0	0	.173
Mar 23	INDIANA-2	*of	4	0	1	0	0	0	0	0	0	0	0	0	0	0	1	1	0	0	.179
Mar 28	BRADLEY	*of	1	0	0	0	0	0	1	0	1	0	0	0	0	0	0	1	0	0	.175
Mar 30	at Illinois	*of	4	0	0	0	0	0	0	0	0	0	0	0	0	0	0	1	2	0	.164
Apr 01	at Illinois	of	0	0	0	0	0	0	0	0	0	0	0	0	0	0	0	0	0	0	.164
Apr 04	GRAND VIEW	of	1	0	0	0	0	0	0	0	0	0	0	0	0	0	0	0	0	0	.161
Apr 07	OHIO STATE-1	of	1	0	0	0	0	0	0	0	0	0	0	0	0	0	0	1	0	0	.159
Apr 07	OHIO STATE-2	*of	3	0	0	1	0	0	0	0	0	0	0	0	1	0	1	2	0	0	.152
Apr 08	OHIO STATE	*of	0	0	0	0	0	0	0	0	0	0	1	0	0	0	0	1	0	0	.152
Apr 11	COE COLLEGE	ph/of	0	0	0	0	0	0	2	0	0	0	0	0	0	0	0	0	0	0	.152
Apr 13	at Nebraska-1	*of	5	1	2	0	1	0	0	0	0	0	0	0	0	0	1	1	0	0	.169
Apr 13	at Nebraska-2	ph	1	0	0	0	0	0	0	0	0	0	0	0	0	0	1	0	0	0	.167
Apr 17	NORTHERN ILLINOIS	*of	0	0	0	0	0	0	0	0	0	0	0	0	0	0	0	0	0	0	.167
Apr 20	at Minnesota	*of	2	0	1	0	0	0	0	0	0	0	1	0	0	0	0	4	0	0	.176
Apr 25	MILWAUKEE	of	0	0	0	0	0	0	1	0	0	0	0	0	0	0	0	0	0	0	.176
Apr 28	MICHIGAN	ph/of	1	0	0	0	0	0	0	0	0	0	0	0	0	0	0	0	0	0	.173
Apr 29	MICHIGAN	of	1	1	0	0	0	0	0	0	0	0	0	0	0	0	0	0	0	0	.171
May 01	MISSOURI	*of	3	1	1	0	1	0	0	1	0	0	0	0	0	0	0	3	0	0	.177
May 04	OKLAHOMA STATE	*dh	3	1	1	0	0	0	0	0	0	0	0	0	0	0	0	0	0	0	.183
May 05	OKLAHOMA STATE	*of/of	4	0	0	0	0	0	1	0	0	0	0	0	0	0	1	1	0	0	.174
May 06	OKLAHOMA STATE	of	0	0	0	0	0	0	0	0	0	0	0	0	0	0	0	0	0	0	.174
Totals			24gs	86	9	15	8	3	3	0	10	1	1	4	3	1	3	24	44	0	.174

On base pct. .287 • Slugging pct. .279

CAREER HIGHS

AB: 6 at KANSAS STATE, 3/19/17

H: 4 at KANSAS STATE, 3/19/17

R: 3 vs. NORTHERN ILLINOIS, 3/7/17

2B: 2 at KANSAS STATE, 3/19/17

3B: 1, 4X, LAST vs. INDIANA, 3/23/18

HR: 1 vs. ORAL ROBERTS, 3/4/17

RBI: 3, 2X, LAST vs. NORTHWESTERN, 5/28/17

BB: 2, 5X, LAST vs. COE COLLEGE, 4/11/18

SB: 2 vs. HAWAII, 3/3/17

SEASON HIGHLIGHTS

- Has started 24 games -- 17 in left field, six in center field, and once as DH... has hit safely in 13 games and reached base safely in 22 contests... hitting .174 with nine RBIs and eight runs scored... has three triples on the season, which are tied for third in the Big Ten
- Tallied his first two-hit game of the season in Iowa's 7-1 win at Nebraska (4/13)... finished 2-for-5 with a double and run scored... became the first Hawkeye since 2014 to triple in consecutive games (at UAB)
- Had the a walk-off, two-run single in Iowa's 4-3 victory over Toledo (2/16) in the season opener... reached on an E5, allowing the game-winning run to score in the walk-off victory against Virginia Tech (2/23)
- Collegiate Baseball Freshman All-American... hit .296 with 34 runs and 20 RBIs... had 12 doubles, one triple, and one home run... Iowa's top base stealer with 14 swipes in 19 chances, which tied for 11th in the Big Ten... hit safely in 35 games with 18 multi-hit games (11 two-hit, six three-hit, and one four-hit)... started 56 games -- 55 in center field and one in left field
- Will play in the summer of 2018 in the Cape Cod League for the Harwich Mariners

CAREER STATS

YEAR	AVG.	G-GS	AB	R	H	2B	3B	HR	RBIS	BB	HBP	SO	SB-A
2017	.296	59-56	206	34	61	12	1	1	20	29	6	33	14-19
2018	.174	39-24	86	9	15	3	0	0	8	10	4	24	1-2
TOTALS	.260	98-80	292	43	76	15	4	1	28	39	10	57	15-21



10 DEREK LIEURANCE

RS So. • RHP • 6-0 • 200
 Cascade, Iowa • NIACC • Cascade HS



2018 GAME-BY-GAME STATS

#10 Lieurance, Derek - 7 appearances (All games)

Date	Opponent	GS	IP	H	R	ER	BB	SO	2B	3B	HR	WP	BK	HBP	IBB	Score	W-L	Sv	ERA	NP
Feb 27	CORNELL COLLEGE		1.0	0	0	0	0	1	0	0	0	0	0	0	0	15-1	0-0	0	0.00	-
Mar 10	at UNLV		0.1	0	2	2	1	0	0	0	0	1	0	1	0	2-11	0-0	0	13.50	10
Apr 04	GRAND VIEW		1.0	0	0	0	0	1	0	0	0	0	0	0	0	4-2	0-0	0	7.71	11
Apr 11	COE COLLEGE		2.0	1	0	0	0	2	0	0	0	1	0	0	0	16-1	1-0	0	4.15	37
Apr 13	at Nebraska-2		0.2	0	1	1	3	0	0	0	0	0	0	0	0	4-10	1-0	0	5.40	27
May 01	MISSOURI		0.2	0	0	0	0	2	0	0	0	0	0	0	0	16-17	1-0	0	4.76	11
May 05	OKLAHOMA STATE		0.2	1	2	0	1	1	0	0	1	0	0	1	0	16-14	1-0	0	4.26	19
Totals		0	6.1	2	5	3	5	7	0	0	1	2	0	2	0	73-56	1-0	0	4.26	-

CAREER-HIGHS

IP: 2.0 vs. COE COLLEGE, 4/11/18

H: 1 vs. COE COLLEGE, 4/11/18

R: 2, 2X, LAST vs. OKLAHOMA STATE, 5/5/18

ER: 2 at UNLV, 3/10/18

SO: 2, 2X, LAST vs. MISSOURI, 5/1/18

BB: 3 at NEBRASKA, 4/13/18

SEASON HIGHLIGHTS

- Is 1-0 with a 4.26 ERA in seven appearances... has seven strikeouts in 6 1/3 innings
- Pitched 2/3 of an inning against Missouri (5/1), striking out both batters he faced
- Earned his first career victory, tossing two shutout innings against Coe College (4/11)... allowed one hit and fanned two
- Made his Hawkeye debut against Cornell College (2/27), tossing a perfect inning, fanning one
- Missed the 2017 season because of injury

CAREER STATS

YEAR	ERA	W-L	APP	GS	CG	SHO	SV	IP	H	R	ER	BB	SO
2018	4.26	1-0	7	0	0	0/0	0	6.1	2	5	3	5	7
TOTALS	4.26	1-0	7	0	0	0/0	0	6.1	2	5	3	5	7



11 COLE MCDONALD

Jr. • RHP • 6-1 • 205
New Hampton, Iowa • New Hampton HS



2018 GAME-BY-GAME STATS

#11 McDonald, Cole - 9 appearances (All games)

Date	Opponent	GS	IP	H	R	ER	BB	SO	2B	3B	HR	WP	BK	HBP	IBB	Score	W-L	Sv	ERA	NP
Feb 17	vs Oakland	*	3.0	7	5	5	1	1	0	0	1	0	0	0	0	8-6	0-0	0	15.00	51
Feb 25	at New Orleans	*	7.0	3	2	0	1	4	0	0	0	0	0	1	0	8-2	1-0	0	4.50	88
Mar 04	at UAB	*	5.0	5	1	1	1	4	0	0	0	0	0	0	0	0-4	1-1	0	3.60	82
Mar 11	at UNLV	*	4.1	6	3	3	1	3	1	0	2	0	0	0	0	3-13	1-1	0	4.19	88
Mar 18	EVANSVILLE	*	5.0	5	2	1	3	4	1	0	0	0	0	0	0	4-3	1-1	0	3.70	85
Apr 01	at Illinois	*	6.1	5	2	2	4	6	0	0	0	0	0	0	1	4-2	2-1	0	3.52	113
Apr 08	OHIO STATE	*	6.0	3	1	1	1	8	0	0	1	0	0	0	0	2-1	2-1	0	3.19	95
Apr 22	at Minnesota	*	7.0	4	1	1	2	7	1	0	0	0	0	0	0	5-3	3-1	0	2.89	94
Apr 29	MICHIGAN	*	3.2	6	5	5	0	4	1	0	1	0	0	1	0	7-5	3-1	0	3.61	78
Totals		9	47.1	44	22	19	14	41	4	0	5	0	0	2	1	41-39	3-1	0	3.61	-

CAREER-HIGHS

IP: 7.0, 2X, LAST AT MINNESOTA, 4/22/18
 H: 7, 2X, LAST VS. OAKLAND, 2/17/18
 R: 5, 2X, LAST VS. MICHIGAN, 4/29/18
 ER: 5, 2X, LAST VS. MICHIGAN, 4/29/18
 SO: 8 vs. OHIO STATE, 4/8/18
 BB: 4, 2X, LAST AT ILLINOIS, 4/1/18

SEASON HIGHLIGHTS

- Is 3-1 with a 3.61 ERA in nine starts -- ERA ranks 15th in the Big Ten... has 41 strikeouts in 47 1/3 innings... has allowed two earned runs or fewer in six of his nine starts... is 2-0 with a 3.52 ERA in Big Ten play... has missed two starts (Indiana, Nebraska) because of cancelled games
- Left the game against Michigan (4/29) with elbow tightness, which forced him to miss his May 6 start against No. 12 Oklahoma State... has been cleared to return, but will not pitch against Northwestern
- Recorded his third victory (and third straight quality start) at No. 25 Minnesota... allowed one run on four hits over seven innings... had seven strikeouts and two walks
- Notched his second straight quality start (third of the season), allowing one run on three hits over six innings in a no-decision against Ohio State (4/8)... had a career-high eight strikeouts... earned his first Big Ten victory, allowing two runs on five hits over 6 1/3 innings in the series-clinching win at No. 22 Illinois (4/1)... had a season-high six strikeouts, which tied a career-high... allowed one run on five hits over five innings and had four strikeouts to one walk in a loss at UAB (3/4)... notched his first career quality start and first victory of the season against New Orleans (2/25)... allowed two unearned runs over seven innings and scattered three hits... had four strikeouts to one walk... started game two of the season against Oakland (2/16)
- Went 2-4 with a 6.96 ERA as a sophomore
- Tossed a nine-inning no-hitter during Iowa's victory over the Czech Republic at the World University Games in Taiwan... finished with seven strikeouts to three walks and faced two batters over the minimum... needed just 97 pitches... it was Iowa's first nine-inning no-hitter since 1965

CAREER STATS

YEAR	ERA	W-L	APP	GS	CG	SHO	SV	IP	H	R	ER	BB	SO
2016	3.33	4-1	10	8	0	0/2	0	24.1	23	9	9	6	29
2017	6.96	2-4	13	11	0	0/0	0	42.2	52	34	33	22	39
2018	3.61	3-1	9	9	0	0/0	0	47.1	44	22	19	14	41
TOTALS	4.80	9-6	32	28	0	0/2	0	114.1	119	65	61	42	109

Instagram: [UIBaseball](#)



Twitter: [@UIBaseball](#)



Facebook: [iowabaseball](#)

12 NICK NELSEN

Sr. • RHP • 6-2 • 180
West Des Moines, Iowa • Johnson County CC • Valley HS



2018 GAME-BY-GAME STATS

On base pct. .000 • Slugging pct. .000

#12 Nelsen, Nick - 22 appearances (All games)

Date	Opponent	GS	IP	H	R	ER	BB	SO	2B	3B	HR	WP	BK	HBP	IBB	Score	W-L	Sv	ERA	NP
Feb 17	vs Oakland		2.2	1	0	0	1	4	0	0	0	0	1	0	0	8-6	1-0	0	0.00	43
Feb 24	vs Ball St.		0.2	3	2	2	0	2	0	0	1	0	0	1	0	6-14	1-0	0	5.40	29
Mar 03	at UAB		0.1	0	0	0	0	1	0	0	0	0	0	0	0	11-3	1-0	0	4.91	5
Mar 10	at UNLV		0.1	2	1	1	0	0	1	0	0	0	0	1	0	2-11	1-0	0	6.75	9
Mar 17	EVANSVILLE-1		1.0	3	2	1	0	1	1	0	0	0	0	0	0	10-3	1-0	0	7.20	9
Mar 20	SAINT LOUIS		0.2	0	0	0	1	0	0	0	0	0	0	0	0	6-7	1-0	0	6.35	8
Mar 21	LORAS COLLEGE		1.0	0	0	0	0	1	0	0	0	0	0	0	0	6-4	2-0	0	5.40	20
Mar 23	INDIANA-1		1.2	0	0	0	2	3	0	0	0	0	1	0	1	2-4	2-0	0	4.32	28
Mar 31	at Illinois		0.2	0	0	0	0	0	0	0	0	0	0	0	0	12-13	2-0	0	4.00	5
Apr 01	at Illinois		0.1	0	0	0	0	1	0	0	0	0	0	0	0	4-2	2-0	1	3.86	7
Apr 04	GRAND VIEW		1.2	0	0	0	0	4	0	0	0	0	0	0	0	4-2	2-0	2	3.27	19
Apr 07	OHIO STATE-2		2.0	1	0	0	0	1	0	0	0	0	0	0	0	9-5	2-0	2	2.77	23
Apr 13	at Nebraska-2		2.0	1	1	1	1	0	0	0	1	0	0	1	1	4-10	2-0	2	3.00	29
Apr 17	NORTHERN ILLINOIS		1.0	0	0	0	0	1	0	0	0	0	0	0	0	2-0	2-0	2	2.81	7
Apr 20	at Minnesota		0.1	1	1	1	0	0	1	0	0	0	0	0	0	3-4	2-1	2	3.31	4
Apr 21	at Minnesota		0.2	0	0	0	0	0	0	0	0	0	0	0	0	0-3	2-1	2	3.18	5
Apr 28	MICHIGAN		0.2	0	0	0	1	0	0	0	0	0	0	0	0	2-10	2-1	2	3.06	11
Apr 29	MICHIGAN		1.1	3	0	0	1	1	1	0	0	0	0	0	0	7-5	2-1	2	2.84	30
May 01	MISSOURI		2.0	4	4	4	1	1	1	0	0	0	0	0	0	16-17	2-1	2	4.29	37
May 04	OKLAHOMA STATE		1.2	1	0	0	1	3	0	0	0	0	0	0	0	6-7	2-1	2	3.97	28
May 05	OKLAHOMA STATE		1.0	1	0	0	0	1	0	0	0	0	0	0	0	16-14	2-1	2	3.80	13
May 06	OKLAHOMA STATE		0.1	0	0	0	0	0	0	0	0	0	0	1	0	11-3	2-1	2	3.75	3
Totals		0	24.0	21	11	10	9	25	5	0	2	0	2	4	2	147-147	2-1	2	3.75	-

CAREER HIGHS

IP: 4.0 vs. ALABAMA STATE, 2/25/17

H: 5 at NORTHWESTERN, 4/7/17

R: 5 vs. RUTGERS, 4/23/17

ER: 5 vs. RUTGERS, 4/23/17

SO: 4, 3X, LAST vs. GRAND VIEW, 4/4/18

BB: 2 vs. INDIANA, 3/23/18

SEASON HIGHLIGHTS

- Is 2-1 with a 3.75 ERA in 22 appearances, which are tied for third-most in the Big Ten... has allowed 21 hits and 11 runs (10 earned) over 24 innings... has 25 strikeouts against nine walks with two saves... has made two or more appearances in four series this season
- Made three appearances in the series win over No. 12 Oklahoma State (5/4-6)... didn't allow a run in three innings and struck out four
- Recorded his first save at No. 22 Illinois, striking out the game's final batter with runners on second and third with two outs in the ninth to clinch a road series win... got the final five outs -- four by strikeout -- to earn save No. 2 in a victory over Grand View (4/4)
- Notched his second win, tossing a perfect ninth inning in the walk-off win over Loras College (3/21)... earned his first career victory in the win over Oakland (2/17)... allowed one hit over 2 2/3 innings and tied a career-high with four strikeouts
- Submarine style pitcher... went 0-3 with a 6.35 ERA in 26 appearances as a junior... had 20 strikeouts in 28 1/3 innings

CAREER STATS


YEAR	ERA	W-L	APP	GS	CG	SHO	SV	IP	H	R	ER	BB	SO
2017	6.35	0-3	26	0	0	0/0	0	28.1	36	24	20	10	20
2018	3.75	2-1	22	0	0	0/1	2	24.0	21	11	10	9	25
TOTALS	5.16	2-4	48	0	0	0/1	2	52.1	57	35	30	19	45



13 MATT BERST

Fr. • C • 6-0 • 200

Cedar Rapids, Iowa • Cedar Rapids Kennedy HS



2018 GAME-BY-GAME STATS

#13 Berst, Matt - 8 games (All games)

Date	Opponent	Pos	AB	R	H	RBI	2B	3B	HR	BB	SB	CS	HBP	SAC	SF	GDP	K	PO	A	E	Avg
Mar 18	EVANSVILLE	*c	2	0	0	0	0	0	0	0	0	0	0	0	0	0	2	8	0	0	.000
Mar 20	SAINT LOUIS	pr	0	1	0	0	0	0	0	0	0	0	0	0	0	0	0	0	0	0	.000
Mar 21	LORAS COLLEGE	*c	2	0	0	0	0	0	0	0	0	0	0	0	0	0	1	9	1	0	.000
Apr 11	COE COLLEGE	ph/c	3	0	2	0	0	0	0	0	0	0	0	0	0	0	1	4	0	0	.286
Apr 17	NORTHERN ILLINOIS	c	0	0	0	0	0	0	0	0	0	0	0	0	0	0	0	2	1	0	.286
Apr 25	MILWAUKEE	c	1	0	0	0	0	0	0	0	0	0	0	0	0	0	0	7	0	0	.250
Apr 28	MICHIGAN	c	0	0	0	0	0	0	0	0	0	0	0	0	0	0	0	0	0	0	.250
May 04	OKLAHOMA STATE	pr	0	1	0	0	0	0	0	0	0	0	0	0	0	0	0	0	0	0	.250
Totals		2gs	8	2	2	0	0	0	0	0	0	0	0	0	0	0	4	30	2	0	.250

On base pct. .250 • Slugging pct. .250

CAREER-HIGHS

AB: 3 vs. COE COLLEGE, 4/11/18

H: 2 vs. COE COLLEGE, 4/11/18

R: 1, 2X, LAST vs. OKLAHOMA STATE, 5/4/18

2B: --

3B: --

HR: --

RBI: --

BB: --

SB: --

SEASON HIGHLIGHTS

- Reserve catcher... has started two games behind the plate... hitting .250 in seven games
- Had his first career hit in the 16-1 victory over Coe College (4/11)... finished 2-for-3 in the game to tally his first career multi-hit game
- Made his first career start against Evansville (3/18)
- Prepped at Cedar Rapids Kennedy High School where he was a teammate of closer Zach Daniels.


CAREER STATS

YEAR	AVG.	G-GS	AB	R	H	2B	3B	HR	RBI	BB	HBP	SO	SB-A
2018	.250	8-2	8	2	2	0	0	0	0	0	0	4	0-0
TOTALS	.250	8-2	8	2	2	0	0	0	0	0	0	4	0-0



14 ZION PETTIGREW

Fr • IF • 6-1 • 170
Chicago, Ill. • Mount Carmel HS



2018 GAME-BY-GAME STATS

#14 Pettigrew, Zion - 13 games (All games)

Date	Opponent	Pos	AB	R	H	RBI	2B	3B	HR	BB	SB	CS	HBP	SAC	SF	GDP	K	PO	A	E	Avg
Feb 27	CORNELL COLLEGE	ph/2b	3	1	1	1	0	0	0	0	0	0	0	0	0	0	1	1	0	0	.333
Mar 04	at UAB	2b	0	0	0	0	0	0	0	0	0	0	0	0	0	0	0	0	0	0	.333
Mar 10	at UNLV	2b	1	0	0	0	0	0	0	0	0	0	0	0	0	0	0	0	1	0	.250
Mar 14	vs Missouri State	pr	0	0	0	0	0	0	0	0	0	0	0	0	0	0	0	0	0	0	.250
Mar 18	EVANSVILLE	ph	1	0	1	1	0	0	0	0	0	0	0	0	0	0	0	0	0	0	.400
Mar 20	SAINT LOUIS	ph/2b	2	0	0	0	0	0	0	0	0	0	0	0	0	0	1	1	1	0	.286
Mar 21	LORAS COLLEGE	2b	1	0	0	0	0	0	0	0	0	0	0	0	0	0	0	1	0	1	.250
Mar 23	INDIANA-1	2b	0	0	0	0	0	0	0	0	0	0	0	0	0	0	0	0	1	1	.250
Mar 31	at Illinois	ph/2b	3	1	1	1	0	0	0	1	0	0	0	0	0	1	0	2	2	0	.273
Apr 11	COE COLLEGE	2b	1	0	0	0	0	0	2	0	0	0	0	0	0	0	0	1	1	0	.250
Apr 25	MILWAUKEE	ph/2b	2	0	0	0	0	0	0	0	0	0	0	0	0	0	2	0	1	1	.214
Apr 28	MICHIGAN	ph	1	0	0	0	0	0	0	0	0	0	0	0	0	0	0	0	0	0	.200
May 04	OKLAHOMA STATE	ph	1	0	0	0	0	0	0	0	0	0	0	0	0	0	0	0	0	0	.188
Totals		ops	16	2	3	3	0	0	0	3	0	0	0	0	0	1	5	6	8	1	.188

On base pct. .316 • Slugging pct. .188

CAREER-HIGHS

AB: 3, 2X, LAST AT ILLINOIS, 3/31/18

H: 1, 3X, LAST AT ILLINOIS, 3/31/18

R: 1, 2X, LAST AT ILLINOIS, 3/31/18

2B: --

3B: --

HR: --

RBI: 1, 3X, LAST AT ILLINOIS, 3/31/18

BB: 2 vs. COE COLLEGE, 4/11/18

SB: --

SEASON HIGHLIGHTS

- Reserve infielder, appearing in 12 games... hitting .188 with two runs and three RBIs
- Went 1-for-3 with a run and RBI in game two at No. 22 Illinois (3/31)... had a pinch-hit, game-tying RBI single against Evansville (3/18)... made his Iowa debut against Cornell College (2/27), finishing 1-for-3 with a run and RBI


CAREER STATS

YEAR	AVG.	G-GS	AB	R	H	2B	3B	HR	RBIS	BB	HBP	SO	SB-A
2018	.188	13-0	16	2	3	0	0	0	3	3	0	5	0-0
TOTALS	.188	13-0	16	2	3	0	0	0	3	3	0	5	0-0



16 TANNER WETRICH

Jr. • IF • 6-0 • 180
Moberly, Mo. • Mineral Area CC • Moberly



2018 GAME-BY-GAME STATS

#16 Wetrich, Tanner - 31 games (All games)

Date	Opponent	Pos	AB	R	H	RBI	2B	3B	HR	BB	SB	CS	HBP	SAC	SF	GDP	K	PO	A	E	Avg	
Feb 16	vs Toledo	*of	3	0	0	0	0	0	0	0	0	0	0	0	0	0	1	0	0	1	.000	
Feb 23	vs Virginia Tech	ph/dh	2	0	0	0	0	0	0	0	0	0	0	0	0	0	1	0	0	0	.000	
Feb 24	vs Ball St.	*ss	4	2	2	0	0	0	0	0	1	0	0	0	0	0	2	1	2	1	.222	
Feb 25	at New Orleans	ph/dh	2	0	2	0	1	0	0	0	0	0	0	0	0	0	0	0	0	0	.364	
Feb 27	CORNELL COLLEGE	*of	2	2	1	0	0	1	0	1	0	0	0	0	0	0	1	2	0	0	.385	
Mar 02	at UAB	*dh	3	0	0	0	0	0	0	0	0	0	0	0	0	1	1	0	0	0	.312	
Mar 04	at UAB	ph	2	0	0	0	0	0	0	0	0	0	0	0	0	0	0	0	0	0	.278	
Mar 09	at UNLV	ph/of	2	0	0	0	0	0	0	0	0	0	0	0	0	0	1	1	0	0	.250	
Mar 10	at UNLV	*2b	2	0	0	0	0	0	0	0	0	0	1	0	0	0	0	0	1	0	.227	
Mar 11	at UNLV	ph	1	0	0	0	0	0	0	0	0	0	0	0	0	0	0	1	0	0	.217	
Mar 17	EVANSVILLE-1	ph/of	3	1	3	3	2	0	0	1	0	0	0	0	0	0	0	2	3	2	.308	
Mar 17	EVANSVILLE-2	*of	2	0	0	0	0	0	0	0	0	0	0	0	0	0	2	1	0	0	.286	
Mar 18	EVANSVILLE	*of	1	1	0	0	0	0	0	1	0	0	1	0	0	0	0	2	0	1	.276	
Mar 21	LORAS COLLEGE	*2b	1	0	0	0	0	0	0	1	0	0	0	0	0	0	0	0	2	1	.267	
Mar 28	BRADLEY	ph	0	1	0	0	0	0	0	1	1	0	0	0	0	0	0	0	0	0	.267	
Mar 30	at Illinois	ph	0	0	0	0	0	0	0	1	0	0	0	0	0	0	0	0	0	0	.267	
Mar 31	at Illinois	*of	3	1	1	4	0	0	1	1	0	0	0	0	1	0	0	2	0	0	.273	
Apr 01	at Illinois	*of	3	1	1	0	0	0	1	1	1	1	0	0	0	0	1	2	0	0	.278	
Apr 07	OHIO STATE-1	*of	2	0	0	0	0	0	0	0	0	0	0	0	0	0	2	1	0	0	.263	
Apr 07	OHIO STATE-2	pr	0	1	0	0	0	0	0	0	0	0	0	0	0	0	0	0	0	0	.263	
Apr 11	COE COLLEGE	ph/ss	3	0	0	0	0	0	0	0	0	0	0	0	0	0	0	0	1	0	.244	
Apr 13	at Nebraska-2	*of	3	0	0	0	0	0	0	0	0	0	0	0	0	0	0	1	3	0	.227	
Apr 21	at Minnesota	*of	4	0	2	0	0	0	0	0	0	0	0	0	0	0	0	1	2	0	.250	
Apr 22	at Minnesota	*of	4	1	1	0	0	0	0	0	0	0	0	0	0	0	0	1	4	0	.250	
Apr 25	MILWAUKEE	*of/ss	4	3	2	2	1	0	0	1	0	0	0	0	0	0	0	2	0	0	.268	
Apr 27	MILWAUKEE	*of	4	0	2	1	0	0	0	0	1	0	0	0	0	0	0	2	2	0	.283	
Apr 28	MICHIGAN	*of	3	0	0	0	0	0	0	0	0	0	0	0	0	0	1	1	2	0	.270	
Apr 29	MICHIGAN	*of	3	0	0	0	0	0	0	0	0	0	0	0	0	0	1	0	2	0	.258	
May 01	MISSOURI	ph/of	2	0	0	0	0	0	0	0	0	0	0	0	0	0	0	1	0	0	.250	
May 04	OKLAHOMA STATE	*of	2	0	0	0	0	0	0	0	0	0	0	0	0	0	2	1	0	0	.243	
May 06	OKLAHOMA STATE	ph/dh	1	0	0	1	0	0	0	1	0	0	0	0	0	0	1	0	0	0	.239	
Totals			19gs	71	14	17	11	4	1	1	10	3	2	2	0	1	3	22	33	9	6	.239

On base pct. .345 • Slugging pct. .366

CAREER-HIGHS

- AB: 4, 5X, LAST VS. MICHIGAN, 4/27/18
- H: 3 VS. EVANSVILLE, 3/17/18
- R: 3 VS. MILWAUKEE, 4/25/18
- 2B: 2 VS. EVANSVILLE, 3/17/18
- 3B: 1 VS. CORNELL COLLEGE, 2/27/18
- HR: 1 AT ILLINOIS, 3/31/18
- RBI: 4 AT ILLINOIS, 3/31/18
- BB: 1, 10X, LAST VS. OKLAHOMA STATE, 5/6/18
- SB: 1, 3X, LAST AT ILLINOIS, 4/1/18

SEASON HIGHLIGHTS

- Has started 19 games -- 15 in left field, two at second base, one at designated hitter, and one at shortstop... hitting .239 (17-of-71) with 14 runs runs and 11 RBIs... has hit safely in 10 games with six multi-hit contests -- five 2-hit, one 3-hit
- Finished 2-for-4 with an RBI in the series-opening victory over No. 7 Michigan (4/27)
- Went 2-for-4 with a career-high three runs and two RBIs against Milwaukee (4/25)... hit .375 (3-for-8) in a pair of starts at No. 25 Minnesota... went 2-for-4 in game two
- Finished 1-for-4 with a home run -- a three-run shot -- and a career-high four RBIs against No. 22 Illinois (3/31)... went 3-for-3 with two doubles and three RBIs in the game one win over Evansville (3/17)... went 2-for-4 with two runs against Ball State (2/24) for his first career hit... had a triple and scored twice against Cornell College (2/27)
- Was in the starting lineup in left field during the regular season opener against Toledo (2/16)
- Junior-college transfer from Mineral Area Community College, where he was a first-team all-region and all-conference selection

CAREER STATS

YEAR	AVG.	G-GS	AB	R	H	2B	3B	HR	RBIs	BB	HBP	SO	SB-A
2018	.239	31-19	71	14	17	4	1	1	11	10	2	22	3-5
TOTALS	.239	31-19	71	14	17	4	1	1	11	10	2	22	3-5



18 SHANE RITTER

Jr. • RHP • 6-4 • 205
Plainfield, Ill. • Plainfield South HS



2018 GAME-BY-GAME STATS

#18 Ritter, Shane - 16 appearances (All games)

Date	Opponent	GS	IP	H	R	ER	BB	SO	2B	3B	HR	WP	BK	HBP	IBB	Score	W-L	Sv	ERA	NP
Feb 16	vs Toledo		1.1	2	0	0	2	1	0	0	0	0	0	1	0	4-3	0-0	0	0.00	36
Feb 27	CORNELL COLLEGE		1.0	1	1	1	0	0	0	0	0	2	0	1	0	15-1	0-0	0	3.86	16
Mar 04	at UAB		1.0	1	0	0	0	0	1	0	0	0	0	0	0	0-4	0-0	0	2.70	11
Mar 09	at UNLV		1.0	2	1	1	2	1	1	0	0	0	0	0	1	0-4	0-0	0	4.15	23
Mar 11	at UNLV		0.1	1	0	0	0	0	0	0	0	1	0	0	0	3-13	0-0	0	3.86	6
Mar 14	vs Missouri State		1.2	0	0	0	1	3	0	0	0	1	0	0	0	3-8	0-0	0	2.84	23
Mar 17	EVANSVILLE-2		1.2	1	3	3	2	0	0	0	1	0	0	0	0	8-3	0-0	0	5.62	34
Mar 20	SAINT LOUIS		0.2	2	1	1	2	1	1	0	0	0	0	0	0	6-7	0-0	0	6.23	28
Mar 23	INDIANA-1		0.1	1	1	1	1	0	0	0	0	0	0	0	0	2-4	0-0	0	7.00	14
Mar 28	BRADLEY		0.0	0	0	0	2	0	0	0	0	0	0	0	0	13-9	0-0	0	7.00	11
Apr 04	GRAND VIEW		1.0	0	0	0	0	2	0	0	0	0	0	0	0	4-2	0-0	0	6.30	12
Apr 11	COE COLLEGE		1.0	0	0	0	0	0	0	0	0	0	0	0	0	16-1	0-0	0	5.73	5
Apr 17	NORTHERN ILLINOIS		1.0	0	0	0	1	1	0	0	0	0	0	0	0	2-0	0-0	0	5.25	17
Apr 25	MILWAUKEE		1.0	0	0	0	0	0	0	0	0	0	0	0	0	12-4	0-0	0	4.85	10
Apr 28	MICHIGAN		0.0	1	1	1	0	0	0	0	0	0	0	0	0	2-10	0-0	0	5.54	1
May 01	MISSOURI		0.0	0	1	1	3	0	0	0	0	0	0	0	0	16-17	0-0	0	6.23	17
Totals		0	13.0	12	9	9	16	9	3	0	1	4	0	2	1	106-90	0-0	0	6.23	-

CAREER HIGHS

IP: 4.0 vs. AIR FORCE, 4/12/16

H: 6 vs. AIR FORCE, 4/12/16

R: 4 vs. AIR FORCE, 4/12/16

ER: 4, 2X, LAST vs. MICHIGAN, 4/23/16

SO: 6 vs. AIR FORCE, 4/12/16

BB: 3, 3X, LAST vs. MISSOURI, 5/1/18

SEASON HIGHLIGHTS

- Is 0-0 with a 6.23 ERA in 16 appearances
- Tossed a season-high 1 2/3 shutout innings against Missouri State (3/14), fanning a season-high three strikeouts
- Went 2-2 with a 5.33 ERA in 22 appearances (one start) as a junior... had five saves, which tied for 13th in Big Ten

CAREER STATS

YEAR	ERA	W-L	APP	GS	CG	SHO	SV	IP	H	R	ER	BB	SO
2016	3.00	2-1	13	2	0	0/2	0	27.0	26	10	9	14	19
2017	5.33	2-2	22	1	0	0/0	5	27.0	30	16	16	22	24
2018	6.23	0-0	16	0	0	0/1	0	13.0	12	9	9	16	9
TOTALS	4.57	4-3	51	3	0	0/3	5	67.0	68	35	34	52	52

Instagram: [UIBaseball](#)



Twitter: [@UIBaseball](#)



Facebook: [iowabaseball](#)

19 BEN PROBST

Fr. • RHP • 6-1 • 185
 Urbandale, Iowa • Dowling Catholic HS



2018 GAME-BY-GAME STATS

#19 Probst, Ben - 15 appearances (All games)

Date	Opponent	GS	IP	H	R	ER	BB	SO	2B	3B	HR	WP	BK	HBP	IBB	Score	W-L	Sv	ERA	NP
Feb 24	vs Ball St.		1.0	4	3	3	0	3	1	0	1	0	0	0	0	6-14	0-0	0	27.00	33
Feb 27	CORNELL COLLEGE		0.1	0	0	0	0	1	0	0	0	0	0	0	0	15-1	0-0	0	20.25	5
Mar 03	at UAB		1.0	3	2	1	0	1	0	0	0	0	0	0	0	11-3	0-0	0	15.43	24
Mar 11	at UNLV		1.0	1	2	0	0	0	0	0	0	0	0	0	1	3-13	0-0	0	10.80	15
Mar 17	EVANSVILLE-1		2.0	1	0	0	0	0	0	0	0	0	0	0	0	10-3	0-0	0	6.75	23
Mar 20	SAINT LOUIS		1.1	1	1	1	2	1	1	0	0	0	0	1	0	6-7	0-0	0	6.75	27
Mar 28	BRADLEY		1.0	1	0	0	0	0	0	0	0	0	1	0	0	13-9	0-0	0	5.87	17
Mar 31	at Illinois		0.2	0	0	0	0	0	0	0	0	0	0	0	0	12-13	0-0	0	5.40	2
Apr 04	GRAND VIEW		0.1	2	0	0	0	0	0	0	0	0	0	0	0	4-2	0-0	0	5.19	12
Apr 11	COE COLLEGE		1.0	0	0	0	0	1	0	0	0	0	0	0	0	16-1	0-0	0	4.66	12
Apr 17	NORTHERN ILLINOIS		2.0	0	0	0	2	1	0	0	0	0	0	0	0	2-0	0-0	0	3.86	31
Apr 25	MILWAUKEE		2.0	2	0	0	1	4	0	0	0	0	0	0	0	12-4	0-0	0	3.29	30
Apr 28	MICHIGAN		2.0	2	0	0	2	3	0	0	0	0	0	0	0	2-10	0-0	0	2.87	37
May 01	MISSOURI		2.1	4	4	4	1	2	1	0	1	0	1	0	0	16-17	0-0	0	4.50	47
May 05	OKLAHOMA STATE		1.0	0	0	0	1	3	0	0	0	0	0	0	0	16-14	1-0	0	4.26	20
Totals		0	19.0	21	12	9	9	20	3	0	1	2	0	3	0	144-111	1-0	0	4.26	-

CAREER-HIGHS

IP: 2.1 vs. MISSOURI, 5/1/18
 H: 4, 2X, LAST vs. MISSOURI, 5/1/18
 R: 4 vs. MISSOURI, 5/1/18
 ER: 4 vs. MISSOURI, 5/1/18
 SO: 4 vs. MILWAUKEE, 4/25/18
 BB: 2, 3X, LAST vs. MICHIGAN, 4/28/18

SEASON HIGHLIGHTS

- Is 1-0 with a 4.26 ERA in 15 appearances... has 20 strikeouts in 19 innings... right-handed reliever... sits in the mid-90s
- Earned his first career victory, pitching a scoreless seventh inning in game two against No. 12 Oklahoma State (5/5)... struck out three
- Pitched a career-long 2 1/3 innings against Missouri (5/1)... tossed two shutout innings, allowing two hits and fanning a career-high four batters in the win over Milwaukee (4/25)
- Threw two shutout innings as he combined to post Iowa's first shutout against Northern Illinois (4/17)... tossed two shutout innings -- a career-high -- against Evansville (3/17), allowing one hit... made his Iowa debut against Ball State (2/24)
- 2017 Rawlings-Perfect Game honorable-mention All-American


CAREER STATS

YEAR	ERA	W-L	APP	GS	CG	SHO	SV	IP	H	R	ER	BB	SO
2018	4.26	1-0	15	0	0	0/1	0	19.0	21	12	9	9	20
TOTALS	4.26	1-0	15	0	0	0/1	0	19.0	21	12	9	9	20



20 AUSTIN GUZZO

Sr. • C/3B • 6-2 • 200
Brooklin, Ontario • All Saints Catholic HS



2018 GAME-BY-GAME STATS

#20 Guzzo, Austin - 37 games (All games)

Date	Opponent	Pos	AB	R	H	RBI	2B	3B	HR	BB	SB	CS	HBP	SAC	SF	GDP	K	PO	A	E	Avg	
Feb 23	vs Virginia Tech	ph	0	0	0	0	0	0	0	0	0	0	1	0	0	0	0	0	0	0	.000	
Feb 24	vs Ball St.	*dh	5	0	1	0	0	0	0	0	0	0	0	0	0	0	0	0	0	0	.200	
Feb 25	at New Orleans	*dh	3	0	1	1	0	0	0	0	0	0	0	0	0	0	1	0	0	0	.250	
Feb 27	CORNELL COLLEGE	ph/1b	3	1	1	0	0	0	0	0	0	0	0	0	0	0	1	1	0	0	.273	
Mar 03	at UAB	ph	2	1	1	1	1	0	0	0	0	0	0	0	0	0	0	0	0	0	.308	
Mar 04	at UAB	*dh	2	0	0	0	0	0	0	0	0	0	0	0	0	0	2	0	0	0	.267	
Mar 09	at UNLV	*dh	3	0	2	0	0	0	0	1	0	0	0	0	0	0	0	0	0	0	.333	
Mar 10	at UNLV	*dh	4	0	1	1	0	0	0	0	0	0	0	0	0	0	1	0	0	0	.318	
Mar 11	at UNLV	*dh	3	0	0	0	0	0	0	1	0	0	0	0	0	0	1	0	0	0	.280	
Mar 14	vs Missouri State	*1b	2	0	1	0	0	0	2	0	0	0	0	0	0	0	0	7	1	0	.296	
Mar 17	EVANSVILLE-1	*1b	3	1	1	0	0	0	1	1	0	0	0	0	0	0	2	8	0	0	.300	
Mar 17	EVANSVILLE-2	*1b	3	1	1	1	1	0	0	0	0	0	0	0	0	0	0	7	2	0	.303	
Mar 18	EVANSVILLE	*1b	2	0	0	0	0	0	0	0	0	0	0	0	0	0	1	3	0	0	.286	
Mar 20	SAINT LOUIS	*1b	3	2	1	0	0	0	1	0	0	0	0	0	0	0	2	4	1	1	.289	
Mar 21	LORAS COLLEGE	ph/1b	2	1	1	2	0	0	1	0	0	0	0	0	0	0	1	1	0	0	.300	
Mar 23	INDIANA-1	*1b	4	0	0	0	0	0	0	0	0	0	0	0	0	0	1	11	0	0	.273	
Mar 23	INDIANA-2	*1b	3	1	1	0	0	0	2	0	0	0	0	0	0	0	1	6	1	0	.277	
Mar 28	BRADLEY	*1b	5	1	1	2	0	0	1	0	0	0	0	0	0	0	2	9	1	1	.269	
Mar 30	at Illinois	*1b	4	1	1	1	1	0	0	0	0	0	0	0	0	0	2	5	1	0	.268	
Mar 31	at Illinois	ph/1b	1	1	0	0	0	0	0	1	0	0	0	0	0	0	0	1	0	0	.263	
Apr 01	at Illinois	*1b	4	1	1	0	0	0	0	0	0	0	0	0	0	0	1	12	0	0	.262	
Apr 04	GRAND VIEW	*1b	2	2	1	0	1	0	0	1	0	0	0	0	0	0	1	6	0	0	.270	
Apr 07	OHIO STATE-1	ph	1	0	0	0	0	0	0	0	0	0	0	0	0	0	1	0	0	0	.266	
Apr 07	OHIO STATE-2	*1b	1	1	1	1	0	0	3	0	0	0	0	0	0	0	0	6	0	0	.277	
Apr 08	OHIO STATE	*1b	1	1	0	0	0	0	0	0	0	0	1	0	0	0	0	5	0	0	.273	
Apr 11	COE COLLEGE	*1b	2	1	0	0	0	0	0	1	0	0	0	0	0	0	1	4	0	1	.265	
Apr 13	at Nebraska-1	*1b	2	0	0	0	0	0	0	0	0	0	0	0	0	0	1	3	0	1	.257	
Apr 13	at Nebraska-2	ph/1b	0	0	0	0	0	0	1	0	0	0	0	0	0	0	0	1	0	0	.257	
Apr 17	NORTHERN ILLINOIS	ph	1	0	1	0	0	0	0	0	0	0	0	0	0	0	0	0	0	0	.268	
Apr 20	at Minnesota	*1b	3	0	0	0	0	0	1	0	0	0	0	0	0	0	0	1	8	0	.257	
Apr 21	at Minnesota	ph	1	0	0	0	0	0	0	0	0	0	0	0	0	0	1	0	0	0	.253	
Apr 28	MICHIGAN	ph/1b	1	0	0	0	0	0	0	0	0	0	0	0	0	0	0	1	0	0	.250	
Apr 29	MICHIGAN	*1b	2	1	1	2	0	0	1	1	0	0	0	0	0	0	1	4	0	0	.256	
May 01	MISSOURI	*1b	5	2	2	0	0	0	1	0	0	1	0	0	0	0	2	8	0	0	.265	
May 04	OKLAHOMA STATE	ph	1	0	0	0	0	0	0	0	0	0	0	0	0	0	0	1	0	0	.262	
May 05	OKLAHOMA STATE	*dh	2	4	1	1	0	0	3	1	0	0	0	0	0	0	0	0	0	0	.267	
May 06	OKLAHOMA STATE	*1b	5	0	2	0	1	0	0	0	0	0	0	0	0	0	2	3	1	0	.275	
Totals			26gs	91	24	25	13	5	0	3	21	2	0	3	0	0	0	31	124	8	4	.275

On base pct. .426 • Slugging pct. .429

CAREER-HIGHS

AB: 5, 11X, LAST VS. OKLAHOMA STATE, 5/6/18

H: 3, 4X, LAST VS. RUTGERS, 4/21/17

R: 5 vs. NORTHWESTERN COLLEGE, 3/8/16

2B: 2 vs. MARYLAND, 3/25/16

3B: 1 vs. AIB, 3/11/15

HR: 1, 8X, LAST VS. MICHIGAN, 4/29/18

RBI: 3, 2X, LAST VS. ALABAMA STATE, 2/24/17

BB: 3, 2X, LAST VS. OKLAHOMA STATE, 5/5/18

SB: 1, 6X, LAST VS. OKLAHOMA STATE, 5/5/18

SEASON HIGHLIGHTS

- Has started 26 games -- 19 at first base and seven as the designated hitter... hitting .275 (25-for-91) with 24 runs and 13 RBIs... has hit safely in 22 games and reached safely in 29 contests... has three multi-hit games -- all two-hit contests
- Hit .375 in series win over No. 12 Oklahoma State (5/4-6)... went 2-for-5 with a double in the series finale... went 1-for-2 with a two-run home run in the series finale against No. 7 Michigan (4/29)... it was his third home run of the season... tallied a two-hit game against Missouri (5/1), finishing 2-for-5 with two runs scored
- Connected on his second home run of the season -- a two-run shot -- in Iowa's 13-9 victory over Bradley (3/28)... hit a walk-off, two-run home run in Iowa's 6-4 victory over Loras College (3/21)... it was his first career walk-off home run... had a pinch-hit RBI double in the game two victory at UAB (3/3)
- One of four seniors on the 2018 roster... hit .225 with 14 runs and 10 RBIs as a junior... had two home runs... started 22 games -- 18 at DH and four as catcher
- Big Ten All-Tournament team honoree as a sophomore

CAREER STATS

YEAR	AVG.	G-GS	AB	R	H	2B	3B	HR	RBIS	BB	HBP	SO	SB-A
2015	.217	26-15	60	7	13	3	1	0	7	5	1	15	1-1
2016	.264	43-30	106	18	28	4	0	3	25	20	1	36	0-2
2017	.225	32-22	71	14	16	1	0	2	10	15	1	21	3-4
2018	.275	37-26	91	24	25	5	0	3	13	21	3	31	2-2
TOTALS	.250	138-93	328	63	82	13	1	8	55	61	6	103	6-9

Instagram: [UIBaseball](#)



Twitter: [@UIBaseball](#)



Facebook: [iowabaseball](#)

22 KOLE KAMPEN

RS Fr. • LHP • 6-1 • 230
Fort Dodge, Iowa • Fort Dodge HS



2018 GAME-BY-GAME STATS

#22 Kampen, Kole - 6 appearances (All games)

Date	Opponent	GS	IP	H	R	ER	BB	SO	2B	3B	HR	WP	BK	HBP	IBB	Score	W-L	Sv	ERA	NP
Feb 27	CORNELL COLLEGE		1.0	0	0	0	0	1	0	0	0	0	0	0	0	15-1	0-0	0	0.00	15
Mar 10	at UNLV		2.0	1	0	0	0	2	1	0	0	0	0	0	0	2-11	0-0	0	0.00	26
Mar 14	vs Missouri State		1.0	0	0	0	1	1	0	0	0	1	0	0	0	3-8	0-0	0	0.00	17
Mar 20	SAINT LOUIS		2.1	2	1	1	2	2	0	0	1	0	0	0	0	6-7	0-0	0	1.42	41
Mar 28	BRADLEY		0.1	3	4	3	1	0	0	0	1	0	0	0	0	13-9	0-0	0	5.40	14
Mar 31	at Illinois		0.1	3	2	2	2	1	1	0	1	0	0	0	0	12-13	0-0	0	7.71	23
Totals		0	7.0	9	7	6	6	7	2	0	3	1	0	0	0	51-49	0-0	0	7.71	-

CAREER-HIGHS

IP: 2.1 vs. SAINT LOUIS, 3/20/18
 H: 3, 2X, LAST AT ILLINOIS, 3/31/18
 R: 4 vs. BRADLEY, 3/28/18
 ER: 3 vs. BRADLEY, 3/28/18
 SO: 2, 2X, LAST vs. SAINT LOUIS, 3/20/18
 BB: 2, 2X, LAST AT ILLINOIS, 3/31/18

SEASON HIGHLIGHTS

- Is 0-0 with a 7.71 ERA in six appearances... has seven strikeouts to six walks over seven innings
- Made his Iowa debut against Cornell College (2/27), striking out one in a perfect inning of relief


CAREER STATS

YEAR	ERA	W-L	APP	GS	CG	SHO	SV	IP	H	R	ER	BB	SO
2018	7.71	0-0	6	0	0	0/0	0	7.0	9	7	6	6	7
TOTALS	7.71	0-0	6	0	0	0/0	0	7.0	9	7	6	6	7



23 KYLE CROWL

So. • IF • 6-2 • 200
Council Bluffs, Iowa • Abraham Lincoln HS



2018 GAME-BY-GAME STATS

#23 Crowl, Kyle - 44 games (All games)

Date	Opponent	Pos	AB	R	H	RBI	2B	3B	HR	BB	SB	CS	HBP	SAC	SF	GDP	K	PO	A	E	Avg	
Feb 16	vs Toledo	*ss	4	0	0	0	0	0	0	0	0	0	0	0	0	0	1	1	3	0	.000	
Feb 17	vs Oakland	*ss	4	2	1	1	1	0	0	1	0	0	0	0	0	0	0	0	3	0	.125	
Feb 18	vs Old Dominion	*ss	5	1	2	0	0	0	0	0	0	0	0	0	0	1	1	3	3	0	.231	
Feb 23	vs Virginia Tech	*ss	4	1	1	1	0	0	1	0	0	0	0	0	0	0	3	4	3	1	.235	
Feb 24	vs Ball St.	*2b	3	2	0	0	0	0	2	0	0	0	0	0	0	0	1	1	0	0	.200	
Feb 25	at New Orleans	*ss	4	3	1	2	0	0	1	1	0	0	1	0	0	0	2	0	2	0	.208	
Feb 27	CORNELL COLLEGE	*ss	3	2	1	1	0	0	0	1	0	0	1	0	0	0	0	0	4	0	.222	
Mar 02	at UAB	*ss	4	0	2	2	0	0	0	1	0	0	0	0	0	0	1	2	2	0	.258	
Mar 03	at UAB	*ss	4	1	0	1	0	0	0	0	0	0	1	0	1	0	2	1	2	1	.229	
Mar 04	at UAB	*ss	4	0	2	0	1	0	0	0	0	0	0	0	0	0	0	1	2	0	.256	
Mar 09	at UNLV	*ss	4	0	0	0	0	0	0	0	0	0	0	0	0	0	0	2	0	0	.233	
Mar 10	at UNLV	*ss	4	0	0	0	0	0	0	0	0	0	0	0	0	0	1	2	2	0	.213	
Mar 11	at UNLV	*ss	4	0	1	0	0	0	0	0	0	0	0	0	0	0	0	1	4	0	.216	
Mar 14	vs Missouri State	*ss	3	0	1	0	0	0	0	1	0	0	0	0	0	0	0	1	1	1	.222	
Mar 17	EVANSVILLE-1	*ss	3	2	1	0	0	0	2	0	0	0	0	0	0	0	1	1	3	0	.228	
Mar 17	EVANSVILLE-2	*ss	3	1	2	4	1	1	0	1	0	0	0	0	0	0	1	1	2	0	.250	
Mar 18	EVANSVILLE	*ss	4	1	2	2	0	0	1	0	0	0	0	0	0	0	1	0	4	0	.266	
Mar 20	SAINT LOUIS	*ss	4	0	1	1	0	0	0	1	0	0	0	0	0	0	1	1	6	0	.265	
Mar 21	LORAS COLLEGE	*ss	4	0	1	0	0	0	0	0	0	0	0	0	0	0	1	1	2	0	.264	
Mar 23	INDIANA-1	*ss	4	0	1	0	0	0	0	0	0	0	0	0	0	0	0	0	4	0	.263	
Mar 23	INDIANA-2	*ss	2	0	0	0	0	0	0	1	0	0	1	0	0	0	1	3	1	0	.256	
Mar 28	BRADLEY	*ss	4	1	1	1	0	0	1	1	0	0	0	0	0	0	1	5	3	0	.256	
Mar 30	at Illinois	*ss	5	0	2	1	0	0	0	0	0	0	0	0	0	0	1	2	1	0	.264	
Mar 31	at Illinois	*ss	3	2	1	1	0	0	0	1	0	0	1	0	1	0	2	2	4	0	.267	
Apr 01	at Illinois	*ss	4	0	2	1	0	0	0	0	0	0	0	0	0	0	0	2	3	0	.277	
Apr 04	GRAND VIEW	*ss	3	2	0	0	0	0	0	0	0	0	1	0	0	0	1	1	3	0	.268	
Apr 07	OHIO STATE-1	*ss	4	0	0	0	0	0	0	0	0	0	0	0	0	0	1	0	2	0	.257	
Apr 07	OHIO STATE-2	*ss	3	0	0	0	0	0	0	0	0	0	0	1	0	0	1	1	3	0	.250	
Apr 08	OHIO STATE	*ss	1	1	1	1	1	0	2	0	0	0	0	1	0	0	0	0	4	1	.257	
Apr 11	COE COLLEGE	*ss	2	1	1	1	0	0	0	0	0	0	1	0	0	0	0	1	2	0	.262	
Apr 13	at Nebraska-1	*ss	3	2	0	0	0	0	1	0	0	1	0	0	0	0	2	1	6	0	.255	
Apr 13	at Nebraska-2	*ss	4	1	1	1	0	0	1	0	0	0	0	0	0	0	1	2	5	0	.254	
Apr 17	NORTHERN ILLINOIS	*ss	4	0	0	0	0	0	0	0	0	0	0	0	0	0	1	3	5	0	.246	
Apr 20	at Minnesota	*ss	3	1	1	0	0	0	0	1	0	0	0	0	0	0	0	3	4	0	.248	
Apr 21	at Minnesota	*ss	4	0	1	0	0	0	0	0	0	0	0	0	0	0	0	1	1	0	.248	
Apr 22	at Minnesota	*ss	4	0	1	1	0	0	0	0	0	0	0	0	0	0	0	2	0	1	.248	
Apr 25	MILWAUKEE	*ss	3	1	0	0	0	0	0	0	0	0	1	0	0	0	0	0	0	0	.242	
Apr 27	MICHIGAN	*ss	4	1	1	1	1	0	0	0	0	0	0	0	0	0	1	0	3	0	.243	
Apr 28	MICHIGAN	*ss	4	0	1	0	0	0	0	0	0	0	0	0	0	0	1	1	1	1	.243	
Apr 29	MICHIGAN	*ss	3	1	0	0	0	0	0	1	0	0	0	0	0	0	1	2	2	1	.238	
May 01	MISSOURI	*ss	4	3	2	2	0	0	1	1	0	0	1	0	0	1	0	1	3	0	.245	
May 04	OKLAHOMA STATE	*ss	3	0	0	0	0	0	2	0	0	0	0	0	0	0	0	0	1	1	.240	
May 05	OKLAHOMA STATE	*ss	4	3	4	2	1	0	0	0	0	0	1	0	0	0	0	2	2	0	.260	
May 06	OKLAHOMA STATE	*ss	3	1	0	1	0	0	0	1	0	0	1	0	0	0	0	0	1	0	.255	
Totals			44gs	157	37	40	29	6	1	6	23	0	0	11	2	3	2	32	58	112	8	.255

On base pct. .381 • Slugging pct. .420

CAREER HIGHS

- AB: 5, 2X, LAST AT ILLINOIS, 3/30/18
- H: 4 vs. OKLAHOMA STATE, 5/5/18
- R: 3, 3X, LAST vs. OKLAHOMA STATE, 5/5/18
- 2B: 1, 7X, LAST vs. OKLAHOMA STATE, 5/5/18
- 3B: 1 vs. EVANSVILLE, 3/17/18
- HR: 1, 7X, LAST vs. MISSOURI, 5/1/18
- RBI: 4 vs. EVANSVILLE, 3/17/18
- BB: 2, 4X, LAST vs. OKLAHOMA STATE, 5/4/18
- SB: N/A

SEASON HIGHLIGHTS

- Iowa's starting shortstop... started all 44 games -- 43 at shortstop... is the first underclassman to start at the position since 2013 (Jake Yacinich)... hitting .255 (40-of-157) with 37 runs and 29 RBIs... has scored at least one run in 24 games... has hit safely in 30 games and reached safely in 37 contests... reached safely in a career-best 14 straight contests from March 11-April 7
- Part of Iowa's double play combination that is second in the Big Ten in the category
- Hit .400 in the three-game series against No. 12 Oklahoma State (5/4-6)... went a career-best 4-for-4 in game two with a double, three runs, and two RBIs
- Finished 2-for-4 with three runs and two RBIs against Missouri (5/1)... hit his sixth home run -- a two-run shot -- in the contest
- Hit is fifth home run -- a solo shot -- in game two at Nebraska (4/13)... connected on his fourth home run -- a solo shot -- against Bradley (3/28)... hit .500 (5-for-10) in the series sweep of Evansville (3/17-18) with six RBIs and four runs... went 2-for-3 with a double, triple and a career-high four RBIs in a game two win and 2-for-4 with two RBIs and a solo home run -- his third of the season -- in game three
- Had a pair of multi-hit games and drove in three runs in the three-game series at UAB (3/2-4)... hit two home runs at the All-State Sugar Bowl Baseball Classic, connecting on a solo shot against Virginia Tech (2/23) and a two-run shot against New Orleans (2/25)... tallied his first career multi-hit game against Old Dominion, finishing 2-for-5 with a run scored
- Started seven games at the World University Games in Taiwan... hit .333 (7-of-21) with five runs and an RBI... played 20 games as a freshman with six starts (one at shortstop)
- Three-sport athlete at Abraham Lincoln High School -- tennis, basketball, and baseball

CAREER STATS

YEAR	AVG.	G-GS	AB	R	H	2B	3B	HR	RBIS	BB	HBP	SO	SB-A
2017	.061	20-6	33	1	2	1	0	1	4	3	2	12	1-2
2018	.255	44-44	157	37	40	6	1	6	29	23	11	32	0-0
TOTALS	.221	64-50	190	38	42	7	1	7	33	26	13	44	1-2

Instagram: UIBaseball



Twitter: @UIBaseball



Facebook: iowabaseball

24 NICK ALLGEYER

RS Jr. • LHP • 6-3 • 225
St. Louis, Mo. • St. John Vianney HS



2018 GAME-BY-GAME STATS

On base pct.: .000 Slugging pct.: .000

#24 Allgeyer, Nick - 12 appearances (All games)

Date	Opponent	GS	IP	H	R	ER	BB	SO	2B	3B	HR	WP	BK	HBP	IBB	Score	W-L	Sv	ERA	NP
Feb 16	vs Toledo	*	5.0	4	3	0	3	7	0	0	0	0	0	0	0	4-3	0-0	0	0.00	90
Feb 23	vs Virginia Tech	*	7.0	5	1	1	0	8	0	0	1	0	0	0	0	2-1	0-0	0	0.75	91
Mar 02	at UAB	*	6.2	4	1	1	1	4	1	0	0	0	1	1	0	4-1	1-0	0	0.96	90
Mar 09	at UNLV	*	6.0	6	3	3	2	5	2	0	0	1	0	1	0	0-4	1-1	0	1.82	92
Mar 17	EVANSVILLE-1	*	6.0	4	1	1	2	4	2	0	0	0	0	0	0	10-3	2-1	0	1.76	81
Mar 23	INDIANA-1	*	7.0	10	3	3	1	5	1	0	2	0	0	0	0	2-4	2-2	0	2.15	86
Mar 30	at Illinois	*	6.1	7	5	3	1	8	2	0	2	0	0	2	0	8-5	3-2	0	2.45	77
Apr 07	OHIO STATE-1	*	6.0	5	2	1	3	8	2	0	0	0	0	0	1	1-2	3-3	0	2.34	122
Apr 13	at Nebraska-1	*	7.0	5	1	0	4	4	1	0	0	0	0	0	0	7-1	4-3	0	2.05	82
Apr 20	at Minnesota	*	6.1	6	3	3	2	6	0	0	0	0	0	0	0	3-4	4-3	0	2.27	91
Apr 27	MICHIGAN	*	7.0	5	1	1	2	8	1	0	0	0	0	0	0	4-2	5-3	0	2.18	106
May 04	OKLAHOMA STATE	*	6.0	9	7	6	1	9	2	1	2	0	0	0	0	6-7	5-4	0	2.71	100
Totals		12	76.1	70	31	23	22	76	14	1	7	1	1	4	1	51-37	5-4	0	2.71	-

CAREER-HIGHS

IP: 7.0, 4X, LAST vs. MICHIGAN, 4/27/18

H: 10 vs. INDIANA, 3/23/18

R: 7 vs. OKLAHOMA STATE, 5/4/18

ER: 6 vs. OKLAHOMA STATE, 5/4/18

SO: 9 vs. OKLAHOMA STATE, 5/4/18

BB: 4 at NEBRASKA, 4/13/18

SEASON HIGHLIGHTS

- Iowa's Friday night starter... missed the 2017 season recovering from Tommy John surgery... is 5-4 with a 2.71 ERA in 12 starts with 76 strikeouts in 76 1/3 innings... has 39 strikeouts in six Big Ten starts, which lead the conference... two-time Big Ten Pitcher of the Week honoree
- Has gone at least five innings in all 12 starts and allowed one earned run or fewer in seven starts... had 10 straight quality starts dating back to Week 2-Week 12
- Ranks in the top-14 in the Big Ten in five different pitching categories... second in strikeouts (76) and innings (76.1), tied for fifth in ERA (2.71), sixth in strikeouts looking (21), and 14th in batting average against (.244)... in league games, is second in strikeouts (39), tied for fifth in strikeouts looking (13) and wins (3), sixth in innings (39.2), and seventh in ERA (2.50)
- Earned his second Big Ten Pitcher of the Week honor April 30 and fifth win after scattering five hits and allowing one earned run in a win over No. 7 Michigan (4/27)... tied a career-high with eight strikeouts against two walks... the win snapped the Wolverines' 20-game winning streak... it was his 10th straight quality start
- Recorded his fourth win, allowing one unearned run on five hits over seven innings at Nebraska (4/13)... tied a career-high with eight strikeouts against Ohio State (4/7) where he was the tough-luck loser... allowed two runs (one earned) over six innings in a 2-1 loss... notched his first Big Ten victory (third overall win), allowing five runs (three earned) over 6 1/3 innings in the series opener at No. 22 Illinois... tied a season and career-high with eight strikeouts against one walk... recorded win No. 2, allowing one run on four hits over six innings in a victory over Evansville (3/17)... had four strikeouts against two walks... it was his fourth straight quality start
- Notched his first victory as a starter, allowing one run on four hits over 6 2/3 innings at UAB (3/2)... had four strikeouts to one walk... tallied his first career quality start, allowing one run on five hits over seven innings against Virginia Tech (2/23)... the seven innings were a career long... had a career-best eight strikeouts without issuing a walk.
- Went five innings, allowing three unearned runs on four hits in his first Friday start against Toledo (2/16)... had seven strikeouts to three walks
- One of four team captains for 2018 season.
- Father, Ken, played football at Iowa from 1986-90.

CAREER STATS

YEAR	ERA	W-L	APP	GS	CG	SHO	SV	IP	H	R	ER	BB	SO
2015	3.48	2-0	10	0	0	0/0	2	10.1	8	4	4	6	6
2016	3.44	0-0	22	1	0	0/1	1	36.2	28	16	14	11	32
2017	--	--	--	--	--	--	--	--	--	--	--	--	--
2018	2.71	5-4	12	12	0	0/0	0	76.1	70	31	23	22	76
TOTALS	2.99	7-4	44	13	0	0/1	3	123.1	106	51	41	39	114

Instagram: [UIBaseball](#)



Twitter: [@UIBaseball](#)



Facebook: [iowabaseball](#)

27 BRADY SCHANUEL

Jr. • RHP • 6-3 • 210

Swansea, Ill. • Parkland College • Belleville East HS



2018 GAME-BY-GAME STATS

#27 Schanuel, Brady - 12 appearances (All games)

Date	Opponent	GS	IP	H	R	ER	BB	SO	2B	3B	HR	WP	BK	HBP	IBB	Score	W-L	Sv	ERA	NP
Feb 18	vs Old Dominion	*	3.2	2	0	0	2	4	1	0	0	0	0	2	0	4-1	1-0	0	0.00	61
Feb 24	vs Ball St.	*	3.1	5	7	6	4	4	0	0	1	1	0	0	0	6-14	1-1	0	7.71	82
Mar 03	at UAB	*	5.0	1	0	0	4	7	1	0	0	0	0	0	0	11-3	2-1	0	4.50	82
Mar 10	at UNLV	*	5.0	5	2	2	4	4	3	0	0	2	0	1	0	2-11	2-2	0	4.24	94
Mar 17	EVANSVILLE-2	*	5.0	1	0	0	4	6	0	0	0	0	0	0	0	8-3	3-2	0	3.27	108
Mar 23	INDIANA-2	*	7.0	1	0	0	4	11	0	0	0	0	0	0	0	5-1	4-2	0	2.48	110
Mar 31	at Illinois	*	2.0	7	6	6	2	1	3	0	1	0	0	1	0	12-13	4-3	0	4.06	53
Apr 07	OHIO STATE-2	*	6.0	6	3	3	4	7	3	0	0	0	0	0	0	9-5	5-3	0	4.14	100
Apr 13	at Nebraska-2	*	3.0	5	4	4	3	5	2	0	2	0	0	0	0	4-10	5-4	0	4.72	76
Apr 21	at Minnesota	*	2.1	4	2	2	3	5	1	0	0	1	0	0	0	0-3	5-5	0	4.89	75
Apr 28	MICHIGAN	*	3.1	5	5	3	1	3	0	0	1	1	0	1	0	2-10	5-6	0	5.12	87
May 05	OKLAHOMA STATE	*	3.2	6	9	6	6	5	2	0	0	2	0	1	0	16-14	5-6	0	5.84	94
Totals		12	49.1	48	38	32	41	62	16	0	5	7	0	6	0	79-88	5-6	0	5.84	-

CAREER HIGHS

IP: 7.0 vs. INDIANA, 3/23/18

H: 7 at ILLINOIS, 3/31/18

R: 9 vs. OKLAHOMA STATE, 5/5/18

ER: 6, 3X, LAST vs. OKLAHOMA STATE, 5/5/18

SO: 11 vs. INDIANA, 3/23/18

BB: 6 vs. OKLAHOMA STATE, 5/5/18

SEASON HIGHLIGHTS

- Iowa's Saturday starter... has a mid-90s fastball with a swing-and-miss slider
- Is 5-6 with a 5.84 ERA in 12 starts... has 62 strikeouts -- ninth in the Big Ten -- against 41 walks over 49 1/3 innings... has allowed two or fewer hits in four starts.. has 32 strikeouts in five Big Ten starts, which are tied for sixth in the league
- Picked up his fifth win, posting a quality start in the victory over Ohio State (4/7)... allowed three runs on six hits over six innings, finishing with seven strikeouts... notched his fourth win, allowing one hit over seven shutout innings against No. 11 Indiana... had 11 strikeouts -- the most by a Hawkeye since 2004... retired the final 10 batters he faced
- Earned his third victory, allowing one hit over five innings against Evansville (3/17)... had six strikeouts in the game... allowed one hit over five innings and struck out seven in a road win at UAB (3/3) -- his second of the season... earned his first career victory, allowing no runs on two hits over 3 2/3 innings against Old Dominion (2/18)... had four strikeouts to two walks before leaving because of a predetermined pitch count
- Preseason All-Big Ten selection by Perfect Game... rated as the 51st-best starting pitcher in college baseball by D1Baseball.com
- Has twice been drafted in the Major League Baseball First-Year Player Draft... selected in 36th round in 2015 by Oakland and 20th round in 2016 by Philadelphia
- Was a two-time All-American at Parkland College, going 10-1 with a 2.13 ERA and 130 strikeouts over 80 1/3 innings in 2017 and 10-3 with a 1.83 ERA as a freshman with 131 strikeouts over 83 2/3 innings... transferred to Ole Miss following his freshman season before electing to return to Parkland
- Tabbed as the 90th-best prospect in D1Baseball's top-100 college prospects... also is the third-best draft prospect in the Big Ten by D1Baseball.com.

CAREER STATS

YEAR	ERA	W-L	APP	GS	CG	SHO	SV	IP	H	R	ER	BB	SO
2018	5.84	5-6	12	12	0	0	0	49.1	48	38	32	41	62
TOTALS	5.84	5-6	12	12	0	0	0	49.1	48	38	32	41	62



28 CHRIS WHELAN

RS Jr. • IF/OF • 6-1 • 190
Naperville, Ill. • Parkland College • Benet



2018 GAME-BY-GAME STATS

#28 Whelan, Chris - 29 games (All games)

Date	Opponent	Pos	AB	R	H	RBI	2B	3B	HR	BB	SB	CS	HBP	SAC	SF	GDP	K	PO	A	E	Avg
Mar 17	EVANSVILLE-1	*dh	5	2	2	0	0	0	0	0	0	0	0	0	0	0	0	0	0	0	.400
Mar 17	EVANSVILLE-2	*dh	3	2	2	0	0	0	2	0	0	0	0	0	0	0	0	0	0	0	.500
Mar 18	EVANSVILLE	*dh	4	0	1	0	0	0	0	0	0	0	0	0	0	0	0	0	0	0	.417
Mar 20	SAINT LOUIS	*dh	5	1	3	0	0	0	0	0	0	0	0	0	0	0	0	0	0	0	.471
Mar 21	LORAS COLLEGE	*dh	3	1	1	0	0	0	1	0	0	0	0	0	0	0	0	0	0	0	.450
Mar 23	INDIANA-1	*dh	4	0	0	0	0	0	0	0	0	0	0	0	0	0	0	0	0	0	.375
Mar 23	INDIANA-2	*dh	5	1	1	1	0	0	1	0	0	0	0	0	0	0	0	0	0	0	.345
Mar 28	BRADLEY	*dh	5	4	4	0	0	0	0	1	0	1	0	1	0	0	1	0	0	0	.412
Mar 30	at Illinois	*dh	4	1	1	0	0	0	1	0	0	0	0	0	0	0	1	0	0	0	.395
Mar 31	at Illinois	*dh	4	2	2	0	0	0	2	0	0	0	0	0	0	0	0	0	0	0	.405
Apr 01	at Illinois	*dh	5	1	1	0	0	0	0	1	0	0	0	0	0	0	0	0	0	0	.383
Apr 04	GRAND VIEW	*dh	4	0	1	0	0	0	0	0	0	0	0	0	0	0	0	0	0	0	.373
Apr 07	OHIO STATE-1	*dh	4	1	2	0	2	0	0	0	0	0	1	0	0	0	1	0	0	0	.382
Apr 07	OHIO STATE-2	*dh	5	1	0	0	0	0	0	0	0	0	0	0	0	0	2	0	0	0	.350
Apr 08	OHIO STATE	*dh	4	0	1	0	0	0	0	0	0	0	0	0	0	0	1	0	0	0	.344
Apr 13	at Nebraska-1	*dh	5	1	2	1	1	0	0	0	0	0	0	0	0	0	2	0	0	0	.348
Apr 13	at Nebraska-2	*dh	4	0	1	0	0	0	0	0	0	0	0	0	0	0	0	0	0	0	.342
Apr 17	NORTHERN ILLINOIS	*dh	3	1	1	0	0	0	0	0	0	1	1	0	0	0	1	0	0	0	.342
Apr 20	at Minnesota	*dh	5	0	1	0	0	0	0	0	0	0	0	0	0	0	0	0	0	0	.333
Apr 21	at Minnesota	*dh	4	0	1	0	0	0	0	0	0	0	0	0	1	0	0	0	0	0	.329
Apr 22	at Minnesota	*dh	4	1	2	2	0	0	1	0	0	0	0	0	0	0	0	0	0	0	.337
Apr 25	MILWAUKEE	*dh	1	1	0	0	0	0	3	0	0	0	0	0	0	0	0	0	0	0	.333
Apr 27	MICHIGAN	*dh	4	0	0	0	0	0	0	0	0	0	0	0	0	0	1	0	0	0	.319
Apr 28	MICHIGAN	*dh	4	0	1	0	0	0	0	0	0	0	0	0	0	0	1	0	0	0	.316
Apr 29	MICHIGAN	*dh	5	1	2	1	0	0	1	0	0	0	0	0	0	0	0	0	0	0	.320
May 01	MISSOURI	*dh	6	2	2	1	0	0	1	0	0	0	1	0	0	1	0	0	0	0	.321
May 04	OKLAHOMA STATE	*1b	3	2	2	2	1	0	0	2	0	0	0	0	0	0	0	6	0	0	.330
May 05	OKLAHOMA STATE	*of1b	3	3	1	0	0	0	1	0	0	2	0	0	0	1	1	2	0	0	.330
May 06	OKLAHOMA STATE	*of	5	2	2	0	0	0	0	0	0	0	0	0	1	1	2	0	0	0	.333
Totals			29gs	120	31	40	8	4	0	4	12	2	1	6	0	3	13	10	0	0	.333

On base pct. .420 • Slugging pct. .467

CAREER-HIGHS

AB: 6, 2X, LAST VS. MISSOURI, 5/1/18

H: 4 vs. BRADLEY, 3/28/18

R: 4 vs. BRADLEY, 3/28/18

2B: 2 vs. OHIO STATE, 4/7/18

3B: N/A

HR: 2 vs. RUTGERS, 4/22/17

RBI: 3 vs. RUTGERS, 4/22/17

BB: 3 vs. MILWAUKEE, 4/25/18

SB: 1, 8X, LAST AT ILLINOIS, 4/1/18

SEASON HIGHLIGHTS

- Returned to the lineup March 17 after missing the first month of the season, recovering from Tommy John surgery... suffered the injury during Scout Day in the fall... was played to throw and play in the field on April 24
- Has started 29 games -- 26 as the DH, two in left field, and one at first base... Iowa's leadoff hitter... hitting .333 (40-of-120) with 31 runs... has hit safely in 25-of-29 games with 12 multi-hit games (nine 2-hit, one 3-hit, one 4-hit)... has scored at least one run in 20 contests
- Hit .455 (5-of-11) with seven runs scored in the series win over No. 12 Oklahoma State... posted two multi-hit games, including a 2-for-3, two run, two RBI contest in the series opener (5/4)... homered in back-to-back games... hit a game-tying solo home run against Michigan (4/29), finishing the game 2-for-5 with an RBI... hit fourth long ball against Missouri (5/1), finishing 2-for-6 with two runs and an RBI
- Finished 2-for-4 with two RBIs in the series finale at No. 25 Minnesota (4/22)... hit his second home run -- a solo shot -- in the game
- Went 2-for-4 with a career-high two doubles in game one against Ohio State (4/7)... had a career-high four hits, finishing 4-for-5 with four runs scored against Bradley (3/28)... went 1-for-5 with a solo home run in Iowa's 5-1 victory over No. 11 Indiana (3/23)... hit .417 in the three game sweep of Evansville (3/17-18) with four runs... had a base hit in his first at-bat of the season... went 3-for-5, tying a career-high in hits, against Saint Louis (3/20)
- 2017 Big Ten Tournament Most Outstanding Player and Big Ten All-Tournament team selection... hit .333 (6-of-18) with two doubles, two home runs, four runs, and three RBIs in five games ... went 3-for-4 with a double and home run against Maryland (5/25) and 2-for-3 with a solo home run against Nebraska (5/26)... had 17 putouts in left field at the tourney
- Hit .309 with 37 runs and 25 RBIs as a sophomore... had 11 doubles and seven home runs... started 57 games -- 54 in left field, two at second base, and one as the DH
- Started his career at Bradley (2015) before playing at Parkland College in 2016

CAREER STATS

YEAR	AVG.	G-GS	AB	R	H	2B	3B	HR	RBIS	BB	HBP	SO	SB-A
2017	.309	57-57	207	37	64	11	0	7	25	32	15	40	6-9
2018	.333	29-29	120	31	40	4	0	4	8	12	6	13	2-3
TOTALS	.318	86-86	327	68	104	15	0	11	33	44	21	53	8-12

Instagram: [UIBaseball](#)



Twitter: [@UIBaseball](#)



Facebook: [iowabaseball](#)

30 CONNOR MCCAFFERY

Fr. • OF/1B • 6-6 • 205
North Liberty, Iowa • Iowa City West HS



2018 GAME-BY-GAME STATS

CAREER-HIGHS

AB:
H:
R:
2B:
3B:
HR:
RBIs:
BB:
SB:

SEASON HIGHLIGHTS

- Two-sport athlete at the University of Iowa, also competing on the men's basketball team
- Son of Iowa head men's basketball coach Fran McCaffery

CAREER STATS

YEAR	AVG.	G-GS	AB	R	H	2B	3B	HR	RBIS	BB	HBP	SO	SB-A
2018	--	--	--	--	--	--	--	--	--	--	--	--	--
TOTALS	--	--	--	--	--	--	--	--	--	--	--	--	--

Instagram: [UIBaseball](#)




Twitter: [@UIBaseball](#)



Facebook: [iowabaseball](#)

32 BRETT MCCLEARY

Fr. • C • 6-2 • 215
Iowa City, Iowa • City HS



2018 GAME-BY-GAME STATS

#32 McCleary, Brett - 16 games (All games)

Date	Opponent	Pos	AB	R	H	RBI	2B	3B	HR	BB	SB	CS	HBP	SAC	SF	GDP	K	PO	A	E	Avg	
Feb 16	vs Toledo	*dh	4	0	0	0	0	0	0	0	0	0	0	0	0	0	0	0	0	0	0	.000
Feb 17	vs Oakland	*dh	2	0	1	0	0	0	0	1	0	0	0	0	0	0	0	1	0	0	0	.167
Feb 24	vs Ball St.	ph	0	0	0	0	0	0	0	1	0	0	0	0	0	0	0	0	0	0	0	.167
Feb 27	CORNELL COLLEGE	*c	3	2	2	2	0	0	0	2	0	1	0	0	0	0	0	0	11	1	0	.333
Mar 02	at UAB	ph	1	0	0	0	0	0	0	0	0	0	0	0	0	0	0	1	0	0	0	.300
Mar 03	at UAB	*dh	1	0	0	1	0	0	0	1	0	0	1	0	1	0	0	0	0	0	0	.273
Mar 04	at UAB	ph	1	0	0	0	0	0	0	0	0	0	0	0	0	0	0	1	0	0	0	.250
Mar 10	at UNLV	ph/c	1	0	0	0	0	0	0	0	0	0	0	0	0	0	0	1	1	0	0	.231
Mar 11	at UNLV	*c	4	0	0	0	0	0	0	0	0	0	0	0	0	0	0	5	1	0	0	.176
Mar 17	EVANSVILLE-1	c	1	0	0	0	0	0	0	0	0	0	0	0	0	0	0	0	1	0	0	.167
Mar 17	EVANSVILLE-2	c	1	0	0	0	0	0	0	0	0	0	0	0	0	0	0	1	3	0	0	.158
Mar 20	SAINT LOUIS	*c	1	0	0	1	0	0	0	2	0	0	0	0	1	0	0	6	0	0	0	.150
Mar 28	BRADLEY	c	1	0	0	0	0	0	0	1	0	0	0	0	0	0	0	3	0	0	0	.143
Apr 04	GRAND VIEW	*c	3	0	1	1	0	0	0	0	0	0	0	0	0	0	1	9	0	0	0	.167
Apr 11	COE COLLEGE	*c	3	1	1	0	0	0	0	0	0	0	0	0	0	0	1	6	2	0	0	.185
Apr 17	NORTHERN ILLINOIS	*c	2	0	0	0	0	0	0	0	0	0	0	0	0	0	1	3	0	1	0	.172
Totals		9gs	29	3	5	5	0	0	0	8	0	1	1	0	2	0	8	48	4	1	0	.172

On base pct. .350 • Slugging pct. .172

CAREER-HIGHS

- AB: 4, 2X, LAST AT UNLV, 3/11/18
- H: 2 vs. CORNELL COLLEGE, 2/27/18
- R: 2 vs. CORNELL COLLEGE, 2/27/18
- 2B: --
- 3B: --
- HR: --
- RBI: 2 vs. CORNELL COLLEGE, 2/27/18
- BB: 2, 2X, LAST vs. SAINT LOUIS, 3/20/18
- SB: --

SEASON HIGHLIGHTS

- Has started nine games -- three at designated hitter and six behind the plate... hitting .172 (5-of-29) with three runs and five RBIs
- One of two Iowa City natives on the Hawkeye roster
- Went 2-for-3 with two runs and two RBIs against Cornell College (2/27) for his first career multi-hit game... had his first career hit against Oakland (2/17)
- Started six games at the World University Games, four at DH and two at catcher... hit .292 (7-of-24) with three doubles, two runs, and two RBIs


CAREER STATS

YEAR	AVG.	G-GS	AB	R	H	2B	3B	HR	RBIS	BB	HBP	SO	SB-A
2018	.172	16-9	29	3	5	0	0	0	5	8	1	8	0-1
TOTALS	.172	16-9	29	3	5	0	0	0	5	8	1	8	0-1



33 JACK DREYER

Fr. • LHP • 6-2 • 200
Johnston, Iowa • Johnston HS



2018 GAME-BY-GAME STATS

#33 Dreyer, Jack - 12 appearances (All games)

Date	Opponent	GS	IP	H	R	ER	BB	SO	2B	3B	HR	WP	BK	HBP	IBB	Score	W-L	Sv	ERA	NP
Feb 17	vs Oakland		1.1	3	1	0	2	1	1	0	0	0	0	0	0	8-6	0-0	0	0.00	36
Feb 27	CORNELL COLLEGE		2.0	1	0	0	1	3	1	0	0	0	0	0	0	15-1	0-0	0	0.00	14
Mar 04	at UAB		1.0	0	0	0	0	2	0	0	0	0	0	0	0	0-4	0-0	0	0.00	16
Mar 10	at UNLV		0.0	1	3	3	1	0	1	0	0	0	0	1	0	2-11	0-0	0	6.23	15
Mar 14	vs Missouri State	*	2.1	4	4	3	1	6	0	0	1	1	0	2	0	3-8	0-1	0	8.10	59
Mar 20	SAINT LOUIS		1.0	2	2	2	1	2	0	0	0	1	0	1	0	6-7	0-2	0	9.39	34
Mar 28	BRADLEY		1.0	1	1	1	2	1	1	0	0	0	0	0	0	13-9	0-2	0	9.35	22
Apr 04	GRAND VIEW		1.0	0	0	0	0	1	0	0	0	0	0	0	0	4-2	0-2	0	8.38	12
Apr 11	COE COLLEGE		2.0	4	1	1	0	3	0	0	0	0	0	0	0	16-1	0-2	0	7.71	42
Apr 17	NORTHERN ILLINOIS		2.0	0	0	0	1	0	0	0	0	0	1	0	0	2-0	1-2	0	6.59	26
Apr 25	MILWAUKEE		2.0	2	0	0	0	5	0	0	0	0	0	1	0	12-4	2-2	0	5.74	49
May 06	OKLAHOMA STATE	*	5.0	2	1	1	3	6	0	0	1	0	0	0	0	11-3	3-2	0	4.79	103
Totals		2	20.2	20	13	11	12	30	4	0	2	2	0	6	0	92-56	3-2	0	4.79	-

CAREER-HIGHS

IP: 5 vs. OKLAHOMA STATE, 5/6/18
 H: 4, 2X, LAST vs. COE COLLEGE, 4/11/18
 R: 4 vs. MISSOURI STATE, 3/14/18
 ER: 3, 2X, LAST vs. MISSOURI STATE, 3/14/18
 SO: 6, 2X, LAST vs. OKLAHOMA STATE, 5/6/18
 BB: 3 vs. OKLAHOMA STATE, 5/6/18

SEASON HIGHLIGHTS

- Left-handed reliever... is 3-2 with a 4.79 ERA in 12 appearances (two starts), spanning 20 2/3 innings... has 30 strikeouts to 12 walks
- Made his first career weekend start against No. 12 Oklahoma State (5/6)... earned his third win, allowing one run on two hits over five innings and matching a career-high with six strikeouts
- Notched his second win, tossing two shutout innings against Milwaukee (4/25)... allowed two hits and struck out a career-high five
- Earned his first career win, tossing two shutout innings in Iowa's 2-0 shutout victory over Northern Illinois (4/17)... made his first career start against Missouri State (3/14), where he fanned six batters in 2 1/3 innings... made his Hawkeye debut against Oakland, allowing one unearned run on three hits in 1 1/3 innings... tossed two innings of relief against Cornell (2/27), allowing one hit and fanning three
- Tabbed as the 11th-best freshman in the Big Ten by D1Baseball.com.
- Will pitch in the summer of 2018 in the Cape Cod League for the Harwich Mariners.
- Father, Steve, played Major League Baseball for the Texas Rangers.

CAREER STATS

YEAR	ERA	W-L	APP	GS	CG	SHO	SV	IP	H	R	ER	BB	SO
2018	4.79	3-2	12	2	0	0/1	0	49.1	48	38	32	41	62
TOTALS	4.79	3-2	12	2	0	0/1	0	49.1	48	38	32	41	62



35 CAM BAUMANN

Fr. • LHP • 6-2 • 190
Fairfield, Iowa • Fairfield HS



2018 GAME-BY-GAME STATS

#35 Baumann, Cam - 17 appearances (All games)

Date	Opponent	GS	IP	H	R	ER	BB	SO	2B	3B	HR	WP	BK	HBP	IBB	Score	W-L	Sv	ERA	NP
Feb 18	vs Old Dominion		0.1	2	0	0	1	1	0	0	0	0	0	0	0	4-1	0-0	0	0.00	10
Feb 24	vs Ball St.		1.0	1	1	1	2	0	0	0	0	0	0	0	0	6-14	0-0	0	6.75	25
Mar 09	at UNLV		1.0	0	0	0	1	2	0	0	0	0	0	0	0	0-4	0-0	0	3.86	20
Mar 14	vs Missouri State		1.0	1	0	0	0	0	1	0	0	0	0	0	0	3-8	0-0	0	2.70	12
Mar 17	EVANSVILLE-2		1.1	0	0	0	1	3	0	0	0	0	0	0	0	8-3	0-0	0	1.93	24
Mar 21	LORAS COLLEGE		0.1	2	2	2	0	1	0	0	0	1	0	0	0	6-4	0-0	0	5.40	9
Mar 23	INDIANA-1		0.0	0	0	0	1	0	0	0	0	1	0	1	1	2-4	0-0	0	5.40	5
Mar 28	BRADLEY		1.0	1	0	0	0	2	0	0	0	0	0	0	0	13-9	0-0	0	4.50	17
Apr 04	GRAND VIEW		1.0	0	0	0	0	1	0	0	0	0	0	0	0	4-2	1-0	0	3.86	14
Apr 07	OHIO STATE-2		1.0	3	2	2	1	2	0	0	0	0	0	0	0	9-5	1-0	0	5.62	29
Apr 11	COE COLLEGE		1.0	1	0	0	1	2	0	0	0	0	0	0	0	16-1	1-0	0	5.00	25
Apr 13	at Nebraska-2		0.0	0	1	1	1	0	0	0	0	0	0	0	0	4-10	1-0	0	6.00	4
Apr 17	NORTHERN ILLINOIS		0.0	1	0	0	0	0	0	0	0	0	0	0	0	2-0	1-0	0	6.00	13
Apr 25	MILWAUKEE		1.0	0	0	0	0	1	0	0	0	0	0	0	0	12-4	1-0	0	5.40	11
Apr 28	MICHIGAN		0.0	0	0	0	2	0	0	0	0	0	0	0	0	2-10	1-0	0	5.40	10
May 01	MISSOURI		1.1	6	2	2	0	3	0	0	0	1	0	1	0	16-17	1-1	0	6.35	31
May 05	OKLAHOMA STATE		1.2	3	1	1	1	2	1	0	0	1	0	0	0	16-14	1-1	0	6.23	29
Totals		0	13.0	21	9	9	12	20	2	0	0	4	0	2	1	123-110	1-1	0	6.23	-

CAREER-HIGHS

IP: 1.2 vs. OKLAHOMA STATE, 5/5/18
 H: 6 vs. MISSOURI, 5/1/18
 R: 2, 3X, LAST vs. MISSOURI, 5/1/18
 ER: 2, 3X, LAST vs. MISSOURI, 5/1/18
 SO: 3, 2X, LAST vs. MISSOURI, 5/1/18
 BB: 2, 2X, LAST vs. MICHIGAN, 4/28/18

SEASON HIGHLIGHTS

- Left-handed reliever option... is 1-1 with a 6.23 ERA in 17 appearances, spanning 13 innings
- Went a career-long 1 2/3 innings against No. 12 Oklahoma State (5/5), allowing one run on three hits and fanning two
- Earned his first career victory, tossing one perfect inning in relief in a midweek victory over Grand View (4/4)... made his Iowa debut against Old Dominion (2/18), allowing two hits in 1/3 of an inning
- Four-time all-state selection at Fairfield High School

CAREER STATS

YEAR	ERA	W-L	APP	GS	CG	SHO	SV	IP	H	R	ER	BB	SO
2018	6.23	1-1	17	0	0	0/1	0	13.0	21	9	9	12	20
TOTALS	6.23	1-1	17	0	0	0/1	0	13.0	21	9	9	12	20



37 KACE MASSNER

RS Fr. • OF • 6-6 • 230
Burlington, Iowa • Burlington HS



2018 GAME-BY-GAME STATS

#37 Massner, Kace - 12 games (All games)

Date	Opponent	Pos	AB	R	H	RBI	2B	3B	HR	BB	SB	CS	HBP	SAC	SF	GDP	K	PO	A	E	Avg	
Feb 23	vs Virginia Tech	pr	0	1	0	0	0	0	0	0	1	0	0	0	0	0	0	0	0	0	0	.000
Feb 24	vs Ball St.	ph	1	0	0	0	0	0	0	0	0	0	0	0	0	0	1	0	0	0	0	.000
Feb 27	CORNELL COLLEGE	ph	1	1	0	1	0	0	0	1	0	0	0	0	0	0	0	0	0	0	0	.000
Mar 11	at UNLV	*of	4	0	1	1	0	0	0	0	0	0	0	0	0	0	1	0	0	0	0	.167
Mar 14	vs Missouri State	*of	4	0	0	0	0	0	0	0	0	0	0	0	0	0	2	1	0	0	0	.100
Mar 17	EVANSVILLE-1	*of	0	0	0	0	0	0	0	1	0	0	0	0	0	0	0	0	0	0	0	.100
Mar 17	EVANSVILLE-2	ph	1	0	0	0	0	0	0	0	0	0	0	0	0	0	0	0	0	0	0	.091
Mar 18	EVANSVILLE	pr	0	1	0	0	0	0	0	0	0	0	0	0	0	0	0	0	0	0	0	.091
Mar 21	LORAS COLLEGE	ph	1	0	0	0	0	0	0	0	0	0	0	0	0	0	1	0	0	0	0	.083
Apr 11	COE COLLEGE	ph/dh	2	0	0	0	0	0	0	1	0	0	0	0	0	0	0	1	0	0	0	.071
Apr 17	NORTHERN ILLINOIS	pr	0	0	0	0	0	0	0	1	0	0	0	0	0	0	0	0	0	0	0	.071
Apr 25	MILWAUKEE	ph	1	0	0	0	0	0	0	0	0	0	0	0	0	0	1	0	0	0	0	.067
Totals		3gs	15	3	1	2	0	0	0	3	2	0	0	0	0	0	7	1	0	0	0	.067

On base pct. .222 • Slugging pct. .067

CAREER-HIGHS

AB: 4, 2X, LAST VS. MISSOURI STATE, 3/14/18
 H: 1 at UNLV, 3/11/18
 R: 1, 3X, LAST VS. EVANSVILLE, 3/18/18
 2B: --
 3B: --
 HR: --
 RBIs: 1, 2X, LAST AT UNLV, 3/11/18
 BB: 1, 3X, LAST VS. COE COLLEGE, 4/11/18
 SB: 1, 2X, LAST VS. NORTHERN ILLINOIS, 4/17/18

SEASON HIGHLIGHTS

- Has appeared in 12 games with three starts -- all in left field... hitting .067 (1-of-15) with three runs and two RBIs
- Made his first career start at UNLV (3/11), finishing 1-for-4 with an RBI single... made his Iowa debut against Virginia Tech (2/23)... scored the game-winning run via walk-off in the bottom of the 10th after entering as a pinch runner
- Redshirted in 2017

CAREER STATS

YEAR	AVG.	G-GS	AB	R	H	2B	3B	HR	RBIS	BB	HBP	SO	SB-A
2018	.067	12-3	15	3	1	0	0	0	2	3	0	7	2-2
TOTALS	.067	12-3	15	3	1	0	0	0	2	3	0	7	2-2



38 TRENTON WALLACE

Fr. • LHP/OF • 6-1 • 200
Rock Island, Ill. • Davenport Assumption HS



2018 GAME-BY-GAME STATS

#38 Wallace, Trenton - 11 games (All games)

Date	Opponent	Pos	AB	R	H	RBI	2B	3B	HR	BB	SB	CS	HBP	SAC	SF	GDP	K	PO	A	E	Avg	
Feb 16	vs Toledo	pr	0	0	0	0	0	0	0	0	0	0	0	0	0	0	0	0	0	0	0	.000
Feb 18	vs Old Dominion	p	0	0	0	0	0	0	0	0	0	0	0	0	0	0	0	0	0	1	0	.000
Feb 24	vs Ball St.	1b/ph	1	0	0	0	0	0	0	0	0	0	0	0	0	0	0	0	0	0	0	.000
Feb 27	CORNELL COLLEGE	*p	0	0	0	0	0	0	0	0	0	0	0	0	0	0	0	0	0	1	1	.000
Mar 10	at UNLV	ph/1b	1	0	0	0	0	0	0	0	0	0	0	0	0	0	0	0	2	0	0	.000
Mar 14	vs Missouri State	p	0	0	0	0	0	0	0	0	0	0	0	0	0	0	0	0	1	1	0	.000
Mar 17	EVANSVILLE-1	ph/1b	1	0	0	0	0	0	0	0	0	0	0	0	0	0	0	1	1	0	0	.000
Mar 21	LORAS COLLEGE	ph/of	0	0	0	0	0	0	0	1	0	0	0	0	0	0	0	0	0	1	0	.000
Apr 17	NORTHERN ILLINOIS	*p	0	0	0	0	0	0	0	0	0	0	0	0	0	0	0	0	1	1	0	.000
Apr 25	MILWAUKEE	*p	0	0	0	0	0	0	0	0	0	0	0	0	0	0	0	0	0	0	1	.000
Apr 28	MICHIGAN	ph	1	0	1	0	0	0	0	0	0	0	0	0	0	0	0	0	0	0	0	.250
Totals		3gs	4	0	1	0	0	0	0	1	0	0	0	0	0	0	0	1	7	5	0	.250

On base pct. .400 • Slugging pct. .250

#38 Wallace, Trenton - 13 appearances (All games)

Date	Opponent	GS	IP	H	R	ER	BB	SO	2B	3B	HR	WP	BK	HBP	IBB	Score	W-L	Sv	ERA	NP
Feb 18	vs Old Dominion		1.2	1	1	1	3	2	0	0	0	0	0	0	0	4-1	0-0	0	5.40	41
Feb 27	CORNELL COLLEGE	*	3.0	4	0	0	0	4	0	0	0	0	0	0	0	15-1	1-0	0	1.93	15
Mar 03	at UAB		2.2	2	1	1	1	4	1	0	0	0	0	2	0	11-3	1-0	0	2.45	47
Mar 11	at UNLV		0.1	0	0	0	0	1	0	0	0	0	0	0	0	3-3	1-0	0	2.35	7
Mar 14	vs Missouri State		2.0	3	3	3	1	2	1	0	1	0	1	1	0	3-8	1-0	0	4.66	46
Mar 20	SAINT LOUIS	*	3.0	2	2	1	1	1	0	0	1	0	0	0	0	6-7	1-0	0	4.26	47
Mar 28	BRADLEY	*	1.0	1	0	0	0	1	0	0	0	0	0	0	0	13-9	1-0	0	3.95	21
Apr 04	GRAND VIEW	*	2.0	2	2	2	0	3	0	0	1	0	0	0	0	4-2	1-0	0	4.60	28
Apr 11	COE COLLEGE	*	1.0	1	0	0	0	0	0	0	0	0	0	0	0	16-1	1-0	0	4.32	19
Apr 13	at Nebraska-2		0.1	0	0	0	0	1	0	0	0	0	0	0	0	4-10	1-0	0	4.24	4
Apr 17	NORTHERN ILLINOIS	*	2.0	0	0	0	1	2	0	0	0	0	0	0	0	2-0	1-0	0	3.79	25
Apr 25	MILWAUKEE	*	2.0	6	2	2	0	3	1	0	0	0	0	0	0	12-4	1-0	0	4.29	36
May 01	MISSOURI	*	3.0	3	0	0	2	3	0	0	0	0	0	0	0	16-17	1-0	0	3.75	53
Totals		8	24.0	25	11	10	9	27	3	0	3	1	1	3	0	109-76	1-0	0	3.75	-

CAREER-HIGHS

AB: 1, 4X, LAST VS. MICHIGAN, 4/28/18

H: 1 vs. MICHIGAN, 4/28/18

R:

2B:

3B:

HR:

RBI:

BB: 1 vs. LORAS COLLEGE, 3/21/18

SB:

PITCHING

IP: 3.0, 3X, LAST VS. MISSOURI, 5/1/18

H: 6 vs. MILWAUKEE, 4/25/18

R: 3 vs. MISSOURI STATE, 3/14/18

ER: 3 vs. MISSOURI STATE, 3/14/18

SO: 4, 2X, LAST AT UAB, 3/3/18

BB: 3 vs. OLD DOMINION, 2/18/18

SEASON HIGHLIGHTS

- Is a two-way player as a left-handed pitcher and outfielder... is 1-0 with a 3.75 ERA in 13 appearances (eight starts)... has 27 strikeouts against nine walks over 24.0 innings
- Tossed three shutout innings, scattering three hits against Missouri (5/1)... left the game in the fourth with arm tightness... his return this season is questionable.
- Earned his first career win in his first career start, scattering four hits and not allowing a run in three innings against Cornell College (2/27)... had four strikeouts to zero walks
- Made his Iowa debut against Old Dominion (2/18), allowing one run on one hit... fanned two, but issued three walks
- Named the 29th-best freshman in the Big Ten by D1Baseball.com

CAREER STATS

YEAR	AVG.	G-GS	AB	R	H	2B	3B	HR	RBIS	BB	HBP	SO	SB-A
2018	.250	6-0	4	0	1	0	0	0	0	1	0	1	0-0
TOTALS	.250	6-0	4	0	1	0	0	0	0	1	0	1	0-0

YEAR	ERA	W-L	APP	GS	CG	SHO	SV	IP	H	R	ER	BB	SO
2018	3.75	1-0	13	8	0	0/1	0	24.0	25	11	10	9	27
TOTALS	3.75	1-0	13	8	0	0/1	0	24.0	25	11	10	9	27

Instagram: [UIBaseball](#)



Twitter: [@UIBaseball](#)



Facebook: [iowabaseball](#)

43 GRANT LEONARD

So. • RHP • 5-11 • 170
Mokena, Ill • Lincoln Way HS



2018 GAME-BY-GAME STATS

#43 Leonard, Grant - 18 appearances (All games)

Date	Opponent	GS	IP	H	R	ER	BB	SO	2B	3B	HR	WP	BK	HBP	IBB	Score	W-L	Sv	ERA	NP
Feb 16	vs Toledo		0.2	0	0	0	0	1	0	0	0	0	0	0	0	4-3	1-0	0	0.00	8
Feb 18	vs Old Dominion		1.1	1	0	0	0	1	0	0	0	0	0	0	0	4-1	1-0	0	0.00	25
Feb 27	CORNELL COLLEGE		0.2	0	0	0	0	2	0	0	0	0	0	0	0	15-1	1-0	0	0.00	7
Mar 02	at UAB		0.2	1	0	0	1	2	0	0	0	0	0	0	0	4-1	1-0	0	0.00	17
Mar 04	at UAB		0.2	1	0	0	0	0	0	0	0	0	0	0	0	0-4	1-0	0	0.00	3
Mar 10	at UNLV		0.1	3	3	3	0	0	0	0	0	0	0	0	0	2-11	1-0	0	6.23	11
Mar 11	at UNLV		0.1	2	0	0	0	0	0	0	0	1	0	0	0	3-13	1-0	0	5.79	15
Mar 14	vs Missouri State		0.2	1	0	0	0	1	0	0	0	0	0	0	0	3-8	1-0	0	5.06	14
Mar 17	EVANSVILLE-2		1.0	0	0	0	0	0	0	0	0	0	0	0	0	8-3	1-0	0	4.26	13
Mar 18	EVANSVILLE		0.2	1	0	0	0	1	0	0	0	0	0	0	0	4-3	1-0	1	3.86	11
Mar 21	LORAS COLLEGE		1.0	2	1	1	1	1	0	0	0	0	0	0	1	6-4	1-0	1	4.50	21
Mar 28	BRADLEY		1.0	2	1	1	1	0	0	0	0	0	0	0	0	13-9	1-0	1	5.00	32
Mar 30	at Illinois		1.0	0	0	0	0	1	0	0	0	0	0	0	0	8-5	1-0	2	4.50	-
Apr 01	at Illinois		1.1	1	0	0	0	1	0	0	0	0	0	0	0	4-2	1-0	2	3.97	27
Apr 11	COE COLLEGE		1.0	2	0	0	0	1	0	0	0	0	0	0	0	16-1	1-0	2	3.65	14
Apr 13	at Nebraska-2		0.2	1	0	0	0	0	1	0	0	0	0	0	0	4-10	1-0	2	3.46	16
Apr 25	MILWAUKEE		1.0	3	2	0	0	2	0	0	1	0	0	0	0	12-4	1-0	2	3.21	26
May 01	MISSOURI		0.1	4	4	4	1	1	2	0	1	0	0	0	0	16-17	1-0	2	5.65	24
Totals		0	14.1	25	11	9	4	15	3	0	2	1	0	0	1	126-100	1-0	2	5.65	-

CAREER-HIGHS

IP: 1.1, 2X, LAST AT ILLINOIS, 4/1/18
 H: 4 vs. MISSOURI, 5/1/18
 R: 4 vs. MISSOURI, 5/1/18
 ER: 4 vs. MISSOURI, 5/1/18
 SO: 2, 3X, LAST AT MILWAUKEE, 4/25/18
 BB: 1, 5X, LAST vs. MISSOURI, 5/1/18

SEASON HIGHLIGHTS

- Is 1-0 with a 5.65 ERA in 18 appearances... has 15 strikeouts in 14 1/3 innings of relief
- Was sidelined for two of the three games against Ohio State (4/7-8) after suffering a broken nose and subsequent concussion on a comebacker at Illinois (4/1)
- Recorded his first career save, tossing a perfect ninth in the road win at No. 22 Illinois... got four outs in the game three win before exiting the contest after taking a one-hopper off his face (still fielded his position and backed up first base with a broken nose)
- Picked up his first career win against Toledo (2/16), getting two outs with the bases loaded in the top of the ninth inning in an eventual walk-off Hawkeye victory
- Made two appearances in 2017...joined team as a walk-on

CAREER STATS

YEAR	ERA	W-L	APP	GS	CG	SHO	SV	IP	H	R	ER	BB	SO
2017	4.50	0-0	2	0	0	0/0	0	2.0	3	1	1	1	0
2018	5.65	1-0	18	0	0	0/0	2	14.1	25	11	9	4	15
TOTALS	5.51	1-0	20	0	0	0/0	2	16.1	28	12	10	5	15



44 ROBERT NEUSTROM

Jr. • OF • 6-3 • 210
Sioux City, Iowa • Sioux City North HS



2018 GAME-BY-GAME STATS

#44 Neustrom, Robert - 44 games (All games)

Date	Opponent	Pos	AB	R	H	RBI	2B	3B	HR	BB	SB	CS	HBP	SAC	SF	GDP	K	PO	A	E	Avg
Feb 16	vs Toledo	*of	4	2	2	1	0	0	1	0	0	0	0	0	0	0	1	3	0	1	.500
Feb 17	vs Oakland	*of	4	1	1	2	1	0	0	0	0	0	0	0	1	0	0	0	0	0	.375
Feb 18	vs Old Dominion	*of	4	1	1	0	0	0	1	0	0	0	0	0	0	0	0	0	0	0	.333
Feb 23	vs Virginia Tech	*of	4	0	2	0	0	0	0	0	0	0	0	0	0	0	1	4	0	0	.375
Feb 24	vs Ball St.	*of	5	0	1	0	0	0	0	0	0	0	0	0	0	0	0	1	2	0	.333
Feb 25	at New Orleans	*of	5	1	2	0	0	0	1	1	0	0	0	0	0	0	0	2	0	0	.346
Feb 27	CORNELL COLLEGE	*of	2	1	1	0	0	0	1	0	0	0	0	0	0	0	0	0	0	0	.357
Mar 02	at UAB	*of	3	0	1	0	0	0	1	0	0	0	0	0	0	0	1	3	0	0	.355
Mar 03	at UAB	*of	4	2	2	1	0	0	2	0	0	0	0	0	0	0	1	3	0	0	.371
Mar 04	at UAB	*of	4	0	0	0	0	0	0	0	0	0	0	0	0	1	0	1	0	0	.333
Mar 09	at UNLV	*of	3	0	1	0	0	0	1	0	0	0	0	0	0	0	1	2	0	0	.333
Mar 10	at UNLV	*of	4	0	1	0	0	0	0	0	0	0	0	0	0	0	0	0	0	0	.326
Mar 11	at UNLV	*of	4	1	2	1	1	0	0	0	0	0	0	0	0	0	1	0	0	0	.340
Mar 14	vs Missouri State	*of	3	1	0	0	0	0	1	0	0	0	0	0	0	0	0	2	0	0	.321
Mar 17	EVANSVILLE-1	*of	4	2	2	2	0	0	1	0	0	0	1	0	0	0	0	3	0	0	.333
Mar 17	EVANSVILLE-2	*of	4	3	3	1	1	0	1	0	0	0	0	0	0	1	0	0	0	0	.361
Mar 18	EVANSVILLE	*of	3	1	1	0	0	0	1	0	0	0	0	0	0	0	0	3	0	0	.359
Mar 20	SAINT LOUIS	*of	5	0	1	0	0	0	0	0	0	0	0	0	0	0	1	2	0	0	.348
Mar 21	LORAS COLLEGE	*of	3	2	1	1	0	0	1	1	0	0	0	0	0	0	0	3	0	0	.347
Mar 23	INDIANA-1	*of	4	0	1	0	0	0	0	0	0	0	0	0	0	0	0	0	0	0	.342
Mar 23	INDIANA-2	*of	5	1	2	0	2	0	0	0	0	0	0	0	0	0	0	3	0	0	.346
Mar 28	BRADLEY	*of	5	1	3	2	0	0	1	0	0	0	0	0	0	0	1	1	0	0	.360
Mar 30	at Illinois	*of	4	4	3	3	0	0	1	1	0	0	0	0	0	0	0	1	0	0	.378
Mar 31	at Illinois	*of/of	6	1	1	2	0	0	0	0	0	0	0	0	0	1	1	4	0	0	.365
Apr 01	at Illinois	*of	5	0	0	0	0	0	0	0	0	0	0	0	0	0	1	1	0	0	.347
Apr 04	GRAND VIEW	*of	4	0	1	0	0	0	0	0	0	0	0	0	0	0	1	1	0	0	.343
Apr 07	OHIO STATE-1	*of	3	0	0	0	0	0	1	0	0	0	0	0	0	0	2	2	0	0	.333
Apr 07	OHIO STATE-2	*of	5	1	2	0	1	0	0	0	0	0	0	0	0	0	2	0	0	0	.336
Apr 08	OHIO STATE	*of	3	0	1	0	0	0	1	0	0	0	0	0	0	0	0	0	0	0	.336
Apr 11	COE COLLEGE	*of	3	1	2	1	0	0	0	0	0	0	0	0	0	0	0	0	0	0	.345
Apr 13	at Nebraska-1	*of	5	0	1	1	1	0	0	0	0	0	0	0	0	0	1	1	0	0	.339
Apr 13	at Nebraska-2	*of	4	2	2	1	0	0	1	0	0	0	0	0	0	0	1	1	0	0	.344
Apr 17	NORTHERN ILLINOIS	*of	4	0	2	0	0	0	0	0	0	0	0	0	0	0	0	1	2	0	.348
Apr 20	at Minnesota	*of	4	0	0	0	0	0	0	0	0	0	0	0	0	0	1	0	0	0	.338
Apr 21	at Minnesota	*of	4	0	1	0	1	0	0	0	0	0	0	0	0	1	1	2	0	0	.336
Apr 22	at Minnesota	*of	4	0	0	0	0	0	0	0	0	0	0	0	0	0	2	3	0	0	.326
Apr 25	MILWAUKEE	*of	4	2	1	1	0	0	0	0	0	0	0	0	0	0	1	3	0	0	.324
Apr 27	MICHIGAN	*of	4	0	1	0	0	0	0	0	0	0	0	0	0	0	1	6	0	0	.322
Apr 28	MICHIGAN	*of	4	1	1	2	0	0	1	0	0	0	0	0	0	0	0	1	0	0	.321
Apr 29	MICHIGAN	*of	3	1	0	0	0	0	1	0	0	0	0	0	0	0	0	2	0	0	.314
May 01	MISSOURI	*of/of	6	1	3	4	2	0	1	1	0	0	0	0	0	0	1	3	0	0	.321
May 04	OKLAHOMA STATE	*of	5	0	2	1	2	0	0	0	0	0	0	0	0	0	0	3	0	0	.324
May 05	OKLAHOMA STATE	*of	5	3	3	5	0	0	2	1	0	0	0	0	0	0	0	1	1	0	.331
May 06	OKLAHOMA STATE	*of	5	2	2	0	2	0	0	0	0	0	0	0	0	0	1	2	0	0	.333
Totals			44gs	180	39	60	32	14	0	10	17	1	0	1	0	1	4	27	76	1	.333

On base pct. .392 • Slugging pct. .578

CAREER HIGHS

- AB: 6, 4X, LAST VS. MISSOURI, 5/1/18
- H: 4 vs. LEHIGH, 3/12/17
- R: 4 AT ILLINOIS, 3/30/18
- 2B: 2, 6X, LAST VS. OKLAHOMA STATE, 5/6/18
- 3B: 1, 4X, LAST VS. PURDUE, 3/26/17
- HR: 2, 2X, LAST VS. OKLAHOMA STATE, 5/5/18
- RBI: 5, 2X, LAST VS. OKLAHOMA STATE, 5/5/18
- BB: 2, 3X, LAST AT UAB, 3/3/18
- SB: 2, 2X, LAST VS. PENN STATE, 4/29/17

SEASON HIGHLIGHTS

- Iowa's starting right fielder... hitting .333 (60-of-180) with 39 runs and 32 RBIs... has hit safely in 37-of-44 games and reached safely in 40-of-44 contests... has 18 multi-hit games (13 2-hit, five 3-hit contests)... has started 107 straight games dating back to the 2016 season... has started 143 of 156 possible games in his Iowa career... had a season-best 10-game hitting streak from March 17-31... also had a career-best 14-game reached base streak
- Ranks in the top 12 in the Big Ten in seven categories -- tied for fourth in doubles (14) and home runs (10), sixth in total bases (104), tied for 10th in slugging percentage (.578) and hits (60) and 12th in runs (39) and batting average (.333).
- Hit .467 (7-of-15) with six extra base hits in series win over No. 12 Oklahoma State (5/4-6)... went 2-for-5 with two doubles in game one, 3-for-5 with two home runs, five RBIs, and three runs in game two, and 2-for-5 with two doubles and two runs in the series finale.
- Finished 3-for-6 with two doubles, a home run, and four RBIs against Missouri (5/1)... connected on his seventh home run in game two against Michigan (4/28)
- Hit his sixth home run -- a solo, first-inning shot -- in game two at Nebraska (4/13)... finished 3-for-4 with a home run, three RBIs and a career-high four runs scored in the series opener at No. 22 Illinois... went 3-for-5 with two RBIs in come-from-behind win against Bradley (3/28)... went 2-for-5 with two doubles in game two against No. 11 Indiana (3/23)... hit .545 (6-of-11) with six runs scored in sweep of Evansville (3/17-18)... went 5-for-8 with five runs and three RBIs in the doubleheader, hitting home runs in both games... hit is fourth home run of the season against Loras College (3/21), finishing 1-for-3 with two runs and an RBI... had a pair of hits, including a solo home run in the 4-3 victory over Toledo (2/16)
- Preseason Big Ten Player of the Year by Baseball America and Perfect Game... preseason All-Big Ten selection by Perfect Game and named to the Big Ten Preseason Honors List... named the 26th-best outfielder in college baseball by D1Baseball.com.
- Second-team All-Big Ten as an outfielder as a junior... started all 61 games where he hit .310 with 79 hits, 41 runs, and 55 RBIs... had 16 doubles, one triple, and nine home runs
- Ranked third in the Big Ten in hits (79), third in total bases (124), fourth in RBIs (55), tied for eighth in doubles (16), tied for 10th in home runs (9), and 14th in slugging percentage (.486)
- One of Iowa's four team captains
- Rated as the second-best MLB Draft prospect in the Big Ten and 74th-best nationally... ranked as the 26th-best outfielder in the nation by D1Baseball.com... was a Cape Cod League All-Star in 2017... was one of top players in the field at the World University Games, hitting .387 (12-of-31) with six runs, six RBIs, and seven extra base hits

CAREER STATS

YEAR	AVG.	G-GS	AB	R	H	2B	3B	HR	RBIS	BB	HBP	SO	SB-A
2016	.307	52-38	153	24	47	6	3	1	21	17	4	34	4-6
2017	.310	61-61	255	41	79	16	1	9	55	19	2	36	10-14
2018	.333	44-44	180	39	60	14	0	10	32	17	1	27	1-1
TOTALS	.316	157-143	588	104	186	36	4	20	108	53	7	97	15-21

Instagram: UIBaseball




Twitter: @UIBaseball



Facebook: iowabaseball

45 KYLE SHIMP

RS So. • LHP • 6-7 • 225
Yorkville, Ill • Yorkville HS



2018 GAME-BY-GAME STATS

#45 Shimp, Kyle - 9 appearances (All games)

Date	Opponent	GS	IP	H	R	ER	BB	SO	2B	3B	HR	WP	BK	HBP	IBB	Score	W-L	Sv	ERA	NP
Feb 17	vs Oakland		2.0	1	0	0	3	1	0	0	0	0	0	0	0	8-6	0-0	1	0.00	48
Feb 25	at New Orleans		2.0	0	0	0	1	3	0	0	0	0	0	0	0	8-2	0-0	1	0.00	29
Mar 04	at UAB		0.1	3	3	3	0	0	1	0	0	0	0	0	0	0-4	0-0	1	6.23	12
Mar 11	at UNLV		0.1	2	3	3	1	0	0	0	0	0	0	0	0	3-13	0-0	1	11.57	11
Mar 14	vs Missouri State		0.1	1	1	1	1	0	0	0	0	0	0	0	0	3-8	0-0	1	12.60	13
Mar 21	LORAS COLLEGE		2.2	1	1	1	1	4	0	0	0	0	0	0	0	6-4	0-0	1	9.39	31
Mar 28	BRADLEY		1.0	0	0	0	2	1	0	0	0	0	0	0	0	13-9	0-0	1	8.31	22
Mar 31	at Illinois		0.0	3	3	3	0	0	0	0	0	1	0	0	0	12-13	0-0	1	11.42	18
Apr 04	GRAND VIEW		1.0	0	0	0	1	1	0	0	0	0	0	1	0	4-2	0-0	1	10.24	16
Totals		0	9.2	11	11	11	10	10	1	0	0	1	0	1	0	57-61	0-0	1	10.24	-

CAREER-HIGHS

IP: 3.0 vs. MINNESOTA, 5/27/17
 H: 3, 3X, LAST AT ILLINOIS, 3/31/18
 R: 4 AT ILLINOIS, 5/19/17
 ER: 3, 4X, LAST AT ILLINOIS, 3/31/18
 SO: 4 vs. LORAS COLLEGE, 3/21/18
 BB: 3, 2X, LAST vs. OAKLAND, 2/17/18

SEASON HIGHLIGHTS

- Has a low 90s fastball... is 0-0 with a 10.24 ERA in nine appearances with one save... has been shut down due to forearm tightness
- Earned his first career save, allowing one hit in two shutout innings against Oakland (2/17)
- Collegiate Baseball Freshman All-American... went 5-1 with a 3.18 ERA over 18 appearances in 2017... allowed just 18 hits over 28 1/3 innings and had 26 strikeouts, but 23 walks... holding opponents to a .186 batting average
- One of four team captains for 2018 season
- Rated as the 30th-best MLB Draft prospect in the Big Ten by D1Baseball.com

CAREER STATS

YEAR	ERA	W-L	APP	GS	CG	SHO	SV	IP	H	R	ER	BB	SO
2017	3.18	5-1	18	0	0	0/0	0	28.1	18	15	10	23	26
2018	10.24	0-0	9	0	0	0/0	1	9.2	11	11	11	10	10
TOTALS	4.97	5-1	27	0	0	0/0	1	38.0	29	26	21	33	36



STARTING LINEUPS BY GAME

Date	Opp.	C	1B	2B	3B	SS	LF	CF	RF	DH/P
2/16	Toledo	Cropley	Hoeg	Boe	Elion	Crowl	Wetrich	Norman	Neustrom	McCleary
2/17	Oakland	Cropley	Judkins	Boe	Elion	Crowl	Hoeg	Norman	Neustrom	McCleary
2/18	Old Dom.	Cropley	Hoeg	Boe	Elion	Crowl	Norman	Jenkins	Neustrom	Judkins
2/23	Va. Tech	Cropley	Hoeg	Boe	Elion	Crowl	Norman	Jenkins	Neustrom	Judkins
2/24	Ball State	Cropley	Hoeg	Crowl	Elion	Wetrich	Norman	Jenkins	Neustrom	Guzzo
2/25	UNO	Cropley	Judkins	Boe	Hoeg	Crowl	Norman	Jenkins	Neustrom	Guzzo
2/27	Cornell	McCleary	Hoeg	Boe	Elion	Crowl	Wetrich	Jenkins	Neustrom	Cropley
3/2	at UAB	Cropley	Hoeg	Boe	Elion	Crowl	Norman	Jenkins	Neustrom	Wetrich
3/3	at UAB	Cropley	Hoeg	Boe	Elion	Crowl	Norman	Jenkins	Neustrom	McCleary
3/4	at UAB	Cropley	Hoeg	Boe	Elion	Crowl	Norman	Jenkins	Neustrom	Guzzo
3/9	at UNLV	Cropley	Hoeg	Boe	Elion	Crowl	Norman	Jenkins	Neustrom	Guzzo
3/10	at UNLV	Cropley	Hoeg	Wetrich	Elion	Crowl	Farley	Norman	Neustrom	Guzzo
3/11	at UNLV	McCleary	Hoeg	Boe	Elion	Crowl	Massner	Cropley	Neustrom	Guzzo
3/14	vs. Mo. St.	Cropley	Guzzo	Boe	Hoeg	Crowl	Massner	Norman	Neustrom	Elion
3/17-1	Evansville	Cropley	Guzzo	Boe	Hoeg	Crowl	Massner	Jenkins	Neustrom	Whelan
3/17-2	Evansville	Cropley	Guzzo	Boe	Hoeg	Crowl	Wetrich	Jenkins	Neustrom	Whelan
3/18	Evansville	Berst	Guzzo	Boe	Hoeg	Crowl	Wetrich	Cropley	Neustrom	Whelan
3/20	Saint Louis	McCleary	Guzzo	Boe	Hoeg	Crowl	Cropley	Jenkins	Neustrom	Whelan
3/21	Loras College	Berst	Hoeg	Wetrich	Elion	Crowl	Cropley	Norman	Neustrom	Whelan
3/23-1	Indiana	Cropley	Guzzo	Boe	Hoeg	Crowl	Norman	Jenkins	Neustrom	Whelan
3/23-2	Indiana	Cropley	Guzzo	Boe	Hoeg	Crowl	Norman	Jenkins	Neustrom	Whelan
3/28	Bradley	Cropley	Guzzo	Boe	Hoeg	Crowl	Norman	Jenkins	Neustrom	Whelan
3/30	at Illinois	Cropley	Guzzo	Boe	Hoeg	Crowl	Norman	Jenkins	Neustrom	Whelan
3/31	at Illinois	Cropley	Hoeg	Boe	Elion	Crowl	Wetrich	Jenkins	Neustrom	Whelan
4/1	at Illinois	Cropley	Guzzo	Boe	Elion	Crowl	Wetrich	Jenkins	Neustrom	Whelan
4/4	G. View	McCleary	Guzzo	Boe	Elion	Crowl	Cropley	Jenkins	Neustrom	Whelan
4/7-1	Ohio St.	Cropley	Hoeg	Boe	Elion	Crowl	Wetrich	Jenkins	Neustrom	Whelan
4/7-2	Ohio St.	Cropley	Guzzo	Boe	Elion	Crowl	Norman	Jenkins	Neustrom	Whelan
4/8	Ohio St.	Cropley	Guzzo	Boe	Elion	Crowl	Norman	Jenkins	Neustrom	Whelan
4/11	Coe College	McCleary	Guzzo	Boe	Elion	Crowl	Cropley	Jenkins	Neustrom	Judkins
4/13-1	at Nebraska	Cropley	Guzzo	Boe	Elion	Crowl	Norman	Jenkins	Neustrom	Whelan
4/13-2	at Nebraska	Cropley	Hoeg	Boe	Elion	Crowl	Wetrich	Jenkins	Neustrom	Whelan
4/17	N. Illinois	McCleary	Judkins	Boe	Elion	Crowl	Cropley	Jenkins	Neustrom	Whelan
4/20	at Minnesota	Cropley	Guzzo	Boe	Elion	Crowl	Norman	Jenkins	Neustrom	Whelan
4/21	at Minnesota	Cropley	Hoeg	Boe	Elion	Crowl	Wetrich	Jenkins	Neustrom	Whelan
4/22	at Minnesota	Cropley	Judkins	Boe	Elion	Crowl	Wetrich	Jenkins	Neustrom	Whelan
4/25	Milwaukee	Cropley	Judkins	Boe	Elion	Crowl	Wetrich	Jenkins	Neustrom	Whelan
4/27	Michigan	Cropley	Hoeg	Boe	Elion	Crowl	Wetrich	Jenkins	Neustrom	Whelan
4/28	Michigan	Cropley	Hoeg	Boe	Elion	Crowl	Wetrich	Jenkins	Neustrom	Whelan
4/29	Michigan	Cropley	Guzzo	Boe	Hoeg	Crowl	Wetrich	Jenkins	Neustrom	Whelan
5/1	Missouri	Cropley	Guzzo	Boe	Hoeg	Crowl	Norman	Jenkins	Neustrom	Whelan
5/4	Okla. St.	Cropley	Whelan	Boe	Hoeg	Crowl	Wetrich	Jenkins	Neustrom	Norman
5/5	Okla. St.	Cropley	Hoeg	Boe	Elion	Crowl	Whelan	Norman	Neustrom	Guzzo
5/6	Okla. St.	Cropley	Guzzo	Boe	Hoeg	Crowl	Whelan	Jenkins	Neustrom	Farley

PINCH-HITTING BREAKDOWN

Player	Avg.	AB-H-RBI	2B-3B-HR	BB-HBP-50
Matt Berst	1.000	1-1-0	0-0-0	0-0-0
Lorenzo Elion	.250	4-1-1	0-0-0	0-0-1
Luke Farley	.154	13-2-0	1-0-0	1-0-4
Austin Guzzo	.200	10-2-2	1-0-0	1-1-4
Justin Jenkins	.000	1-0-0	0-0-0	0-0-1
Grant Judkins	.400	5-2-0	1-0-0	2-0-1
Kace Massner	.000	5-0-0	0-0-0	1-0-3
Brett McCleary	.000	3-0-0	0-0-0	1-0-3
Ben Norman	.000	4-0-0	0-0-0	1-0-1
Zion Pettigrew	.143	7-1-1	0-0-0	0-0-1
Trenton Wallace	.250	4-1-0	0-0-0	1-0-1
Tanner Wetrich	.222	9-2-1	2-0-0	3-0-3

STARTING LINEUPS - BATTING ORDER

- Whelan (29), Jenkins (7), Norman (5), Hoeg (3)
- Neustrom (27), Crowl (9), Wetrich (4), Elion (2), Jenkins (2)
- Cropley (33), Neustrom (11)
- Guzzo (20), Cropley (11), Neustrom (6), Crowl (3), Elion (2), Judkins (2)
- Crowl (13), Elion (12), Guzzo (7), Hoeg (4), Wetrich (4), Judkins (3), McCleary (2)
- Crowl (15), Hoeg (10), Elion (9), Wetrich (7), Massner (2), McCleary (1)
- Jenkins (20), Hoeg (5), Norman (5), Elion (3), Crowl (2), McCleary (2), Wetrich (2), Judkins (2), Farley (2), Boe (1)
- Hoeg (12), Norman (13), McCleary (4), Boe (3), Elion (3), Jenkins (3), Wetrich (2), Crowl (2), Massner (1), Judkins (1)
- Boe (37), Jenkins (4), Berst (2), Norman (1)

CAREER MULTI-HIT GAMES

Player	2015	2016	2017	2018	Total
Matt Berst	--	--	--	1	1
Mitchell Boe	--	2	12	8	22
Tyler Cropley	--	--	15	19	34
Kyle Crowl	--	--	--	9	9
Zach Daniels	--	4	--	--	4
Lorenzo Elion	--	--	--	7	7
Luke Farley	--	2	--	1	3
Austin Guzzo	2	6	4	3	15
Matt Hoeg	--	--	15	9	24
Justin Jenkins	--	--	--	5	5
Grant Judkins	--	--	7	--	7
Brett McCleary	--	--	--	1	1
Robert Neustrom	--	12	25	18	55
Ben Norman	--	--	18	2	20
Tanner Wetrich	--	--	--	6	6
Chris Whelan	--	--	22	12	34

CAREER MULTI-RBI GAMES

Player	2015	2016	2017	2018	Total
Mitchell Boe	--	--	6	5	11
Tyler Cropley	--	--	9	12	21
Kyle Crowl	--	--	1	6	7
Zach Daniels	--	1	--	--	1
Lorenzo Elion	--	--	--	6	6
Luke Farley	--	3	--	--	3
Austin Guzzo	1	6	1	3	11
Matt Hoeg	--	--	12	5	17
Justin Jenkins	--	--	1	4	5
Grant Judkins	--	--	4	1	5
Brett McCleary	--	--	--	1	1
Robert Neustrom	11	5	12	8	25
Ben Norman	--	--	7	2	9
Tanner Wetrich	--	--	--	3	3
Chris Whelan	--	--	6	2	8

HITTING/ON-BASE STREAKS

Player	Hitting	Career	On-Base	Career
Matt Berst	--	1	--	1
Mitchell Boe	1	8	1	14
Tyler Cropley	6	12	15	16
Kyle Crowl	--	8	7	14
Zach Daniels	--	5	--	5
Lorenzo Elion	1	4	1	6
Luke Farley	--	3	--	6
Matt Hoeg	2	8	2	12
Austin Guzzo	2	5	2	11
Justin Jenkins	1	4	3	8
Grant Judkins	1	6	2	15
Kace Massner	--	1	--	2
Brett McCleary	--	2	--	4
Robert Neustrom	4	14	8	16
Ben Norman	--	5	3	14
Zion Pettigrew	--	1	--	2
Trenton Wallace	1	1	2	2
Tanner Wetrich	--	4	1	6
Chris Whelan	6	7	6	14



STARTING PITCHERS

Pitcher	Date	Opp.	Dec.	IP	H	R	ER	BB	SO	NP	Score	Final
Allgeyer	2/16	vs. Toledo	ND	5.0	4	3	0	3	7	90	1-3	4-3
McDonald	2/17	vs. Oakland	ND	3.0	7	5	5	1	1	51	5-5	8-6
Schanuel	2/18	vs. Old Dom.	W	3.2	2	0	0	2	4	61	3-0	4-1
Allgeyer	2/23	vs. Virginia Tech	ND	7.0	5	1	1	0	8	91	1-1	2-1
Schanuel	2/24	vs. Ball State	L	3.1	5	7	6	4	4	82	2-7	6-14
McDonald	2/25	at New Orleans	W	7.0	3	2	0	1	4	88	6-2	8-2
Wallace	2/27	Cornell College	W	3.0	4	0	0	0	4	42	8-0	15-1
Allgeyer	3/2	at UAB	W	6.2	4	1	1	1	4	90	3-1	4-1
Schanuel	3/3	at UAB	W	5.0	1	0	0	4	7	82	3-0	11-3
McDonald	3/4	at UAB	L	5.0	5	1	1	1	4	82	0-1	0-4
Allgeyer	3/9	at UNLV	L	6.0	6	3	3	2	5	92	0-3	0-4
Schanuel	3/10	at UNLV	L	5.0	5	2	2	4	4	94	2-1	2-11
McDonald	3/11	at UNLV	ND	4.1	6	3	3	1	3	88	2-3	3-13
Dreyer	3/14	vs. Missouri St.	L	2.1	4	4	3	1	6	59	2-4	3-8
Allgeyer	3/17	Evansville-1	W	6.0	4	1	1	2	4	81	10-1	10-3
Schanuel	3/17	Evansville-2	W	5.0	1	0	0	4	6	108	7-0	8-3
McDonald	3/18	Evansville	ND	5.0	5	2	1	3	4	85	1-1	4-3
Wallace	3/20	Saint Louis	ND	3.0	2	2	1	1	1	47	2-2	6-7
Judkins	3/21	Loras College	ND	4.0	1	0	0	1	3	55	1-0	6-4
Allgeyer	3/23	Indiana-1	L	7.0	10	3	3	1	5	86	1-3	2-4
Schanuel	3/23	Indiana-2	W	7.0	1	0	0	4	11	110	4-0	5-1
Wallace	3/28	Bradley	ND	1.0	1	0	0	0	1	21	2-0	13-9
Allgeyer	3/30	at Illinois	W	6.1	7	5	3	1	8	--	7-5	8-5
Schanuel	3/31	at Illinois	L	2.0	7	6	6	2	1	53	0-6	12-13
McDonald	4/1	at Illinois	W	6.1	5	2	2	4	6	113	4-2	4-2
Wallace	4/4	Grand View	ND	2.0	2	2	2	0	3	28	1-2	4-2
Allgeyer	4/7	Ohio State-1	L	6.0	5	2	1	3	8	122	1-1	1-2
Schanuel	4/7	Ohio State-2	W	6.0	6	3	3	4	7	100	7-3	9-5
McDonald	4/8	Ohio State	ND	6.0	3	1	1	1	8	95	1-1	2-1
Wallace	4/11	Coe College	ND	1.0	1	0	0	0	0	19	8-0	16-1
Allgeyer	4/13	Nebraska-1	W	7.0	5	1	0	4	4	--	3-1	7-1
Schanuel	4/13	Nebraska-2	L	3.0	5	4	4	3	5	76	1-4	4-10
Wallace	4/17	N. Illinois	ND	2.0	0	0	0	1	2	25	0-0	2-0
Allgeyer	4/20	Minnesota	ND	6.1	6	3	3	2	6	91	3-3	3-4
Schanuel	4/21	Minnesota	L	2.1	4	2	2	3	5	75	0-2	0-3
McDonald	4/22	Minnesota	W	7.0	4	1	1	2	7	94	5-1	5-3
Wallace	4/25	Milwaukee	ND	2.0	6	2	2	0	3	36	3-2	12-4
Allgeyer	4/27	Michigan	W	7.0	5	1	1	2	8	106	4-1	4-2
Schanuel	4/28	Michigan	L	3.1	5	5	3	1	3	87	2-5	2-10
McDonald	4/29	Michigan	ND	3.2	6	5	5	0	4	78	3-5	7-5
Wallace	5/1	Missouri	ND	3.0	3	0	0	2	3	53	8-0	16-17
Allgeyer	5/4	Oklahoma St.	L	6.0	9	7	6	1	9	100	6-7	6-7
Schanuel	5/5	Oklahoma St.	ND	3.2	6	9	6	6	5	94	6-9	16-14
Dreyer	5/6	Oklahoma St.	W	5-0.	2	1	1	3	6	103	4-1	11-3

STARTING PITCHER RECORDS

Pitcher	2018	Career
Nick Allgeyer	5-4	5-4
Jack Dreyer	1-1	1-1
Grant Judkins	0-0	1-0
Cole McDonald	3-1	9-5
Shane Ritter	--	0-1
Brady Schanuel	5-6	5-6
Trenton Wallace	1-0	1-0

STARTING PITCHER STATS

Pitcher	Starts	IP	W-L	R-ER	BB-K	ERA	B/AVG.
Nick Allgeyer	12	76.1	5-4	31-23	22-76	2.71	.244
Jack Dreyer	2	7.1	1-1	5-4	14-12	4.91	.214
Grant Judkins	1	4.0	0-0	0-0	1-3	0.00	.071
Cole McDonald	9	47.1	3-1	22-19	14-41	3.61	.249
Brady Schanuel	12	49.1	5-6	38-32	41-62	5.84	.249
Trenton Wallace	8	17.0	1-0	6-5	4-17	2.65	.284
TOTALS	44	201.1	15-12	102-83	86-211	3.71	.245

RUN SUPPORT

	Starts	Total Runs	Avg.
Nick Allgeyer	12	52	4.3
High: 10 vs. Evansville, 3/17			
Low: 0 at UNLV, 3/9			
Jack Dreyer	2	14	7.0
High: 11 vs. Oklahoma State, 5/6			
Low: 3 vs. Missouri State, 3/14			
Grant Judkins	1	6	6.0
High: 6 vs. Loras, 3/21			
High: 6 vs. Loras, 3/21			
Cole McDonald	9	41	4.6
High: 8, 2X, last vs. New Orleans, 2/25			
Low: 0 at UAB, 3/4			
Brady Schanuel	12	79	6.6
High: 16 vs. Oklahoma State, 5/5			
Low: 0 at Minnesota, 4/21			
Trenton Wallace	8	84	10.5
High: 16 vs. Coe College, 4/11			
Low: 2 vs. Northern Illinois, 4/17			



BULLPEN STATISTICS

Pitcher	W-L-S	App.	ERA	IP	H	R	ER	BB	K	B/Avg.
Cam Baumann	1-1-0	17	6.23	13.0	21	9	9	12	20	.344
Zach Daniels	5-1-4	19	2.15	37.2	23	12	9	17	39	.178
Jack Dreyer	2-1-0	10	4.72	13.1	14	8	7	8	18	.280
Grant Judkins	0-0-0	9	5.92	24.1	30	18	16	9	23	.306
Kole Kampen	0-0-0	6	7.71	7.0	9	7	6	6	7	.321
Grant Leonard	1-0-2	18	5.65	14.1	25	11	9	4	15	.385
Derek Lieurance	1-0-0	7	4.26	6.1	2	5	3	5	7	.091
Nick Nelsen	2-1-2	22	3.75	24.0	21	11	10	9	25	.247
Ben Probst	1-0-0	15	4.26	19.0	21	12	9	9	20	.276
Shane Ritter	0-0-0	16	6.23	13.0	12	9	9	16	9	.245
Kyle Shimp	0-0-1	9	10.24	9.2	11	11	11	10	10	.297
Trenton Wallace	0-0-0	5	6.43	7.0	6	5	5	5	10	.231
TOTALS	13-4-9	--	4.91	188.2	195	118	103	110	203	.269

BULLPEN STATISTICS

Opponent	Date	W-L-S	Pitchers	Inn.	H	R-ER	BB-50
vs. Toledo	2/16	1-0-0	Ritter, Daniels, Leonard	4.0	3	0-0	5-5
vs. Oakland	2/17	1-0-1	Dreyer, Nelsen, Shimp	6.0	5	1-0	6-6
vs. Old Dom.	2/18	0-0-1	Wallace, Leonard, Baumann, Daniels	5.1	4	1-1	4-5
vs. Virginia Tech	2/23	1-0-0	Daniels	3.0	1	0-0	1-4
vs. Ball State	2/24	0-0-0	Nelsen, Baumann, Judkins, Probst	5.2	9	7-6	2-7
at New Orleans	2/25	0-0-0	Shimp	2.0	0	0-0	1-3
Cornell College	2/27	0-0-0	Ritter, Dreyer, Lieurance, Kampen, Leonard, Probst	6.0	2	1-1	1-8
at UAB	3/2	0-0-1	Leonard, Daniels	2.1	2	0-0	1-3
at UAB	3/3	0-0-0	Wallace, Nelsen, Probst	4.0	5	3-3	1-6
at UAB	3/4	0-0-0	Shimp, Leonard, Ritter, Dreyer	4.0	5	3-3	0-2
at UNLV	3/9	0-0-0	Ritter, Baumann	2.0	2	1-1	3-3
at UNLV	3/10	0-0-0	Leonard, Dreyer, Nelsen, Lieurance, Kampen	3.0	7	9-9	2-2
at UNLV	3/11	0-1-0	Daniels, Ritter, Shimp, Leonard, Wallace, Probst	3.2	10	10-5	1-3
vs. Missouri St.	3/14	0-0-0	Wallace, Ritter, Shimp, Leonard, Baumann, Kampen	6.2	6	4-4	4-7
Evansville-1	3/17	0-0-0	Nelsen, Probst	3.0	4	2-1	0-1
Evansville-2	3/17	0-0-0	Ritter, Baumann, Leonard	4.0	1	3-3	3-3
Evansville	3/18	1-0-1	Daniels, Leonard	4.0	3	1-1	1-6
Saint Louis	3/20	0-1-0	Probst, Nelsen, Dreyer, Ritter, Kampen	6.0	7	5-5	8-6
Loras College	3/21	1-0-0	Shimp, Baumann, Leonard, Nelsen	5.0	5	4-4	2-7
Indiana-1	3/23	0-0-0	Ritter, Baumann, Nelsen	2.0	1	1-1	4-3
Indiana-2	3/23	0-0-0	Daniels	2.0	1	1-1	1-1
Bradley	3/28	1-0-0	Probst, Shimp, Dreyer, Baumann, Kampen, Judkins, Leonard, Ritter, Daniels	8.0	11	9-7	10-8
at Illinois	3/30	0-0-1	Daniels, Leonard	2.2	0	0-0	2-3
at Illinois	3/31	0-0-0	Shimp, Judkins, Nelsen, Kampen, Probst	6.0	10	7-7	4-5
at Illinois	4/1	0-0-1	Daniels, Leonard, Nelsen	2.2	3	0-0	2-2
Grand View	4/4	1-0-1	Lieurance, Dreyer, Shimp, Baumann, Ritter, Probst, Nelsen	7.0	2	0-0	1-10
Ohio State-1	4/7	0-0-0	Judkins	3.0	3	0-0	1-3
Ohio State-2	4/7	0-0-0	Nelsen, Baumann	3.0	4	2-2	1-3
Ohio State	4/8	1-0-0	Daniels	3.0	1	0-0	1-3
Coe College	4/11	1-0-0	Probst, Dreyer, Lieurance, Ritter, Baumann, Leonard	8.0	8	1-1	1-9
Nebraska-1	4/13	0-0-0	Daniels	2.0	2	0-0	1-2
Nebraska-2	4/13	0-0-0	Nelsen, Judkins, Baumann, Leonard, Lieurance, Wallace	5.0	5	6-6	7-2
N. Illinois	4/17	1-0-1	Probst, Dreyer, Ritter, Baumann, Nelsen, Daniels	7.0	1	0-0	4-3
Minnesota	4/20	0-1-0	Nelsen, Daniels	1.2	2	1-1	1-1
Minnesota	4/21	0-0-0	Nelsen, Judkins	5.2	3	1-1	1-3
Minnesota	4/22	0-0-0	Daniels	2.0	1	2-2	1-1
Milwaukee	4/25	1-0-0	Ritter, Dreyer, Baumann, Probst, Leonard	7.0	7	2-0	1-12
Michigan	4/27	0-0-0	Daniels	2.0	2	1-1	1-3
Michigan	4/28	0-0-0	Nelsen, Judkins, Ritter, Baumann, Probst	5.2	9	5-5	5-7
Michigan	4/29	1-0-0	Nelsen, Daniels	5.1	5	0-0	2-7
Missouri	5/1	0-1-0	Ritter, Nelsen, Probst, Leonard, Judkins, Baumann, Lieurance	8.0	21	17-17	6-10
Oklahoma St.	5/4	0-0-0	Nelsen, Daniels	3.0	1	0-0	1-4
Oklahoma St.	5/5	1-0-0	Lieurance, Baumann, Probst, Nelsen, Daniels	5.1	7	5-3	3-7
Oklahoma St.	5/6	0-0-0	Judkins, Nelsen	4.0	4	2-2	2-4

SAVE OPPORTUNITIES

Pitcher	2018	Career
Nick Allgeyer	--	3/3
Zach Daniels	3/3	9/11
Grant Leonard	2/2	2/2
Nick Nelsen	2/2	2/2
Shane Ritter	--	5/5
Kyle Shimp	1/1	1/1

INHERITED RUNNERS

Pitcher	2018	Career
Nick Allgeyer	--	14/3
Cam Baumann	12/2	12/2
Zach Daniels	16/2	62/17
Jack Dreyer	2/2	2/2
Grant Judkins	7/4	9/4
Kole Kampen	5/2	5/2
Grant Leonard	27/15	27/15
Derek Lieurance	8/3	8/3
Cole McDonald	--	0/0
Nick Nelsen	36/11	63/21
Ben Probst	7/1	7/1
Shane Ritter	4/2	25/14
Kyle Shimp	1/1	13/2
Trenton Wallace	8/1	8/1



2018 IOWA BASEBALL OVERALL STATISTICS

Record: 28-16 Home: 17-6 Away: 7-8 Neutral: 4-2 B1G: 9-7

Player	avg	gp-gs	ab	r	h	2b	3b	hr	rbi	tb	slg%	bb	hp	so	gdp	ob%	sf	sh	sb-att	po	a	e	fld%	
5 Cropley, Tyler	.383	44-44	162	41	62	17	0	9	43	106	.654	27	10	22	4	.490	3	0	2-5	346	21	2	.995	
44 Neustrom, Robert	.333	44-44	180	39	60	14	0	10	32	104	.578	17	1	27	4	.392	1	0	1-1	76	1	1	.987	
23 Crowl, Kyle	.255	44-44	157	37	40	6	1	6	29	66	.420	23	11	32	2	.381	3	2	0-0	58	112	8	.955	

28 Whelan, Chris	.333	29-29	120	31	40	4	0	4	8	56	.467	12	6	13	3	.420	0	0	2-3	10	0	0	1.000	
1 Elion, Lorenzo	.280	38-31	125	11	35	2	1	2	24	45	.360	3	3	29	2	.306	3	1	5-7	18	40	13	.817	
20 Guzzo, Austin	.275	37-26	91	24	25	5	0	3	13	39	.429	21	3	31	0	.426	0	0	2-2	124	8	4	.971	
3 Hoeg, Matt	.268	43-34	127	16	34	6	1	2	25	48	.378	13	2	31	1	.338	3	0	2-3	174	35	4	.981	
13 Berst, Matt	.250	8-2	8	2	2	0	0	0	0	2	.250	0	0	4	0	.250	0	0	0-0	30	2	0	1.000	
38 Wallace, Trenton	.250	6-0	4	0	1	0	0	0	0	1	.250	1	0	1	0	.400	0	0	0-0	7	5	0	1.000	
4 Boe, Mitchell	.246	42-41	126	17	31	8	0	1	20	42	.333	14	1	25	7	.319	3	4	3-5	58	88	5	.967	
16 Wetrich, Tanner	.239	31-19	71	14	17	4	1	1	11	26	.366	10	2	22	3	.345	1	0	3-5	33	9	6	.875	
6 Jenkins, Justin	.234	41-36	111	19	26	5	0	1	17	34	.306	22	7	40	1	.387	2	4	3-5	77	2	2	.975	
14 Pettigrew, Zion	.188	13-0	16	2	3	0	0	0	3	3	.188	3	0	5	1	.316	0	0	0-0	6	8	1	.933	
7 Judkins, Grant	.185	16-8	27	3	5	2	0	0	3	7	.259	11	1	7	0	.436	0	0	1-1	41	8	0	1.000	
8 Farley, Luke	.179	19-2	28	4	5	2	1	0	2	9	.321	1	1	8	1	.233	0	0	0-0	4	0	1	.800	
9 Norman, Ben	.174	39-24	86	9	15	3	3	0	8	24	.279	10	4	24	3	.287	1	3	1-2	44	0	0	1.000	
32 McCleary, Brett	.172	16-9	29	3	5	0	0	0	5	5	.172	8	1	8	0	.350	2	0	0-1	48	4	1	.981	
37 Massner, Kace	.067	12-3	15	3	1	0	0	0	2	1	.067	3	0	7	0	.222	0	0	2-2	1	0	0	1.000	
Totals	.274	44	1483	275	407	78	8	39	245	618	.417	199	53	336	32	.375	22	14	27-42	1170	399	49	.970	
Opponents	.257	44	1492	220	383	71	4	36	204	570	.382	196	38	414	33	.354	15	25	23-36	1143	386	54	.966	

LOB - Team (355), Opp (376). DPs turned - Team (40), Opp (40). CI - Team (0), Opp (2). IBB - Team (1), Wetrich 1, Opp (9).
 Picked off - Boe 2, Neustrom 2, Elion 2, Whelan 1, Crowl 1, McCleary 1, Berst 1, Cropley 1.

(All games Sorted by Earned run avg)

Player	era	w-l	app	gs	cg	sho	sv	ip	h	r	er	bb	so	2b	3b	hr	b/avg	wp	hp	bks	sfa	sha		
24 Allgeyer, Nick	2.71	5-4	12	12	0	0/0	0	76.1	70	31	23	22	76	14	1	7	.244	1	4	1	0	7		
11 McDonald, Cole	3.61	3-1	9	9	0	0/0	0	47.1	44	22	19	14	41	4	0	5	.249	0	2	0	1	1		
27 Schanuel, Brady	5.84	5-6	12	12	0	0/0	0	49.1	48	38	32	41	62	16	0	5	.249	7	6	0	2	2		

2 Daniels, Zach	2.15	5-1	19	0	0	0/1	4	37.2	23	12	9	17	39	4	1	3	.178	5	3	1	3	2		
38 Wallace, Trenton	3.75	1-0	13	8	0	0/1	0	24.0	25	11	10	9	27	3	0	3	.269	1	3	1	1	2		
12 Nelsen, Nick	3.75	2-1	22	0	0	0/1	2	24.0	21	11	10	9	25	5	0	2	.247	0	4	2	1	4		
19 Probst, Ben	4.26	1-0	15	0	0	0/1	0	19.0	21	12	9	9	20	3	0	1	.276	2	3	0	0	1		
10 Lieurance, Derek	4.26	1-0	7	0	0	0/0	0	6.1	2	5	3	5	7	0	0	1	.091	2	2	0	0	1		
33 Dreyer, Jack	4.79	3-2	12	2	0	0/1	0	20.2	20	13	11	12	30	4	0	2	.256	2	6	0	0	0		
7 Judkins, Grant	5.08	0-0	10	1	0	0/0	0	28.1	31	18	16	10	26	7	2	1	.277	3	0	2	4	1		
43 Leonard, Grant	5.65	1-0	18	0	0	0/0	2	14.1	25	11	9	4	15	3	0	2	.385	1	0	0	1	1		
35 Baumann, Cam	6.23	1-1	17	0	0	0/1	0	13.0	21	9	9	12	20	2	0	0	.344	4	2	0	0	0		
18 Ritter, Shane	6.23	0-0	16	0	0	0/1	0	13.0	12	9	9	16	9	3	0	1	.245	4	2	0	0	0		
22 Kampen, Kole	7.71	0-0	6	0	0	0/0	0	7.0	9	7	6	6	7	2	0	3	.321	1	0	0	1	0		
45 Shimp, Kyle	10.24	0-0	9	0	0	0/0	1	9.2	11	11	11	10	10	1	0	0	.297	1	1	0	1	3		
Totals	4.29	28-16	44	44	0	1/1	9	390.0	383	220	186	196	414	71	4	36	.257	34	38	7	15	25		
Opponents	5.43	16-28	44	44	0	3/3	9	381.0	407	275	230	199	336	78	8	39	.274	53	53	3	22	14		

PB - Team (9), Cropley 6, McCleary 2, Berst 1, Opp (13). Pickoffs - Team (4), Dreyer 1, Wallace 1, Cropley 1, Nelsen 1, Opp (11). SBA/ATT - Cropley (20-28), McDonald (6-8), Baumann (4-5), Nelsen (2-4), Allgeyer (1-4), Ritter (1-3), McCleary (2-3), Dreyer (3-3), Wallace (0-2), Daniels (1-2), Judkins (2-2), Berst (1-1), Schanuel (1-1), Shimp (1-1), Kampen (1-1).



2018 IOWA BASEBALL OVERALL STATISTICS - BIG TEN ONLY

Record: 9-7 Home: 5-3 Away: 4-4 B1G: 9-7

Player	avg	gp-gs	ab	r	h	2b	3b	hr	rbi	tb	slg%	bb	hp	so	gdp	ob%	sf	sh	sb-att	po	a	e	fld%		
5 Cropley, Tyler	.404	16-16	57	15	23	5	0	4	10	40	.702	10	3	8	1	.507	1	0	1-2	145	9	0	1.000		
28 Whelan, Chris	.257	16-16	70	10	18	3	0	3	5	30	.429	3	1	9	1	.297	0	0	1-1	0	0	0	.000		
44 Neustrom, Robert	.239	16-16	67	11	16	5	0	3	9	30	.448	4	0	13	2	.282	0	0	0-0	27	0	0	1.000		
23 Crawl, Kyle	.236	16-16	55	9	13	2	0	1	7	18	.327	7	3	12	0	.343	2	1	0-0	22	44	4	.943		
1 Elion, Lorenzo	.167	13-12	48	2	8	0	0	0	6	8	.167	2	0	10	1	.200	0	0	1-2	4	12	5	.762		

38 Wallace, Trenton	1.000	1-0	1	0	1	0	0	0	0	1	1.000	0	0	0	0	1.000	0	0	0-0	0	0	0	.000		
8 Farley, Luke	.429	5-0	7	1	3	1	1	0	0	6	.857	0	0	2	0	.429	0	0	0-0	0	0	0	.000		
14 Pettigrew, Zion	.250	3-0	4	1	1	0	0	0	1	1	.250	1	0	0	1	.400	0	0	0-0	3	3	0	1.000		
16 Wetrich, Tanner	.241	11-9	29	4	7	0	0	1	5	10	.345	3	0	9	2	.303	1	0	1-3	20	0	0	1.000		
6 Jenkins, Justin	.234	16-16	47	7	11	3	0	1	6	17	.362	8	1	16	0	.351	1	1	0-2	34	2	2	.947		
4 Boe, Mitchell	.234	16-16	47	3	11	2	0	0	9	13	.277	5	0	10	2	.296	2	1	2-3	20	35	2	.965		
9 Norman, Ben	.200	12-7	25	3	5	1	1	0	1	8	.320	0	1	6	1	.222	1	1	0-0	13	0	0	1.000		
3 Hoeg, Matt	.189	15-10	37	2	7	1	1	0	5	10	.270	2	0	7	1	.231	0	0	0-0	59	13	2	.973		
20 Guzzo, Austin	.179	14-9	28	7	5	1	0	1	4	9	.321	9	1	10	0	.395	0	0	0-0	63	2	1	.985		
7 Judkins, Grant	.111	5-1	9	0	1	1	0	0	1	2	.222	0	0	2	0	.111	0	0	0-0	8	4	0	1.000		
13 Berst, Matt	.000	1-0	0	0	0	0	0	0	0	0	.000	0	0	0	0	.000	0	0	0-0	0	0	0	.000		
Totals	.245	16	531	75	130	25	3	14	69	203	.382	54	10	114	12	.322	8	4	6-13	420	144	17	.971		
Opponents	.257	16	530	71	136	29	2	13	67	208	.392	72	8	145	18	.349	9	5	8-15	419	150	19	.968		

LOB - Team (113), Opp (133). DPs turned - Team (19), Opp (13). IBB - Team (1), Wetrich 1, Opp (7). Picked off - Elion 1.

(B1G games only Sorted by Earned run avg)

Player	era	w-l	app	gs	cg	sho	sv	ip	h	r	er	bb	so	2b	3b	hr	b/avg	wp	hp	bk	sfa	sha	
2 Daniels, Zach	1.89	2-0	9	0	0	0/0	1	19.0	12	4	4	11	19	4	0	0	.182	3	1	0	3	0	
24 Allgeyer, Nick	2.50	3-2	6	6	0	0/0	0	39.2	38	15	11	13	39	7	0	4	.255	0	2	0	0	2	
11 McDonald, Cole	3.52	2-0	4	4	0	0/0	0	23.0	18	9	9	7	25	2	0	2	.214	0	1	0	1	0	
7 Judkins, Grant	5.40	0-0	5	0	0	0/0	0	16.2	19	10	10	6	15	3	2	1	.297	2	0	1	2	1	
27 Schanuel, Brady	6.85	2-4	6	6	0	0/0	0	23.2	28	20	18	17	32	9	0	4	.286	2	2	0	2	1	

43 Leonard, Grant	0.00	0-0	3	0	0	0/0	1	3.0	2	0	0	0	2	1	0	0	.182	0	0	0	0	0	
19 Probst, Ben	0.00	0-0	2	0	0	0/0	0	2.2	2	0	0	2	3	0	0	0	.222	0	0	0	0	0	
38 Wallace, Trenton	0.00	0-0	1	0	0	0/0	0	0.1	0	0	0	0	1	0	0	0	.000	0	0	0	0	0	
12 Nelsen, Nick	1.86	0-1	9	0	0	0/0	1	9.2	6	2	2	5	6	2	0	1	.200	0	1	1	1	1	
10 Lieurance, Derek	13.50	0-0	1	0	0	0/0	0	0.2	0	1	1	3	0	0	0	0	.000	0	0	0	0	0	
35 Baumann, Cam	27.00	0-0	4	0	0	0/0	0	1.0	3	3	3	5	2	0	0	0	.500	1	1	0	0	0	
22 Kampen, Kole	54.00	0-0	1	0	0	0/0	0	0.1	3	2	2	2	1	1	0	1	.750	0	0	0	0	0	
18 Ritter, Shane	54.00	0-0	2	0	0	0/0	0	0.1	2	2	2	1	0	0	0	0	.667	0	0	0	0	0	
45 Shimp, Kyle	99.00	0-0	1	0	0	0/0	0	0.0	3	3	3	0	0	0	0	0	1.000	1	0	0	0	0	
Totals	4.18	9-7	16	16	0	0/0	3	140.0	136	71	65	72	145	29	2	13	.257	9	8	2	9	5	
Opponents	3.87	7-9	16	16	0	1/1	5	139.2	130	75	60	54	114	25	3	14	.245	15	10	1	8	4	

PB - Team (2), Cropley 2, Opp (4). Pickoffs - Team (1), Nelsen 1, Opp (1). SBA/ATT - Cropley (8-13), Allgeyer (1-4), McDonald (3-4), Nelsen (1-3), Baumann (2-2), Daniels (0-1), Judkins (1-1).



2018 IOWA BASEBALL GAME SUMMARY

Score by innings	1	2	3	4	5	6	7	8	9	EX	Total
Iowa	55	21	41	35	18	21	28	25	29	2	275
Opponents	23	11	41	27	17	33	25	28	13	2	220

Record when ...

Overall	28-16	After 6 leading	21-1
Conference	9-7 trailing	4-14
Non-Conference	19-9 tied	3-1
Home games	17-6	After 7 leading	21-1
Away games	7-8 trailing	2-15
Neutral site	4-2 tied	5-0
Day games	23-14	After 8 leading	23-1
Night games	5-2 trailing	1-15
vs Left starter	6-4 tied	4-0
vs Right starter	22-12		
1-Run games	4-6	Hit 0 home runs	13-8
2-Run games	9-1	... 1 home run	9-6
5+Run games	9-6	... 2+ home runs	6-2
Extra innings	1-1		
Shutouts	1-3	Opponent 0 home runs	17-6
	 1 home run	9-2
	 2+ HRs	2-8
Scoring 0-2 runs	3-7		
..... 3-5 runs	9-4		
..... 6-9 runs	8-3	Made 0 errors	7-7
..... 10+ runs	8-2 1 error	10-6
	 2+ errors	11-3
Opponent 0-2 runs	13-1		
..... 3-5 runs	12-5	Opp. made 0 errors	9-7
..... 6-9 runs	2-3 1 error	6-7
..... 10+ runs	1-7 2+ errors	13-2
Scored in 1st inning	13-5	Out-hit opponent	21-2
Opp. scored in 1st	9-5	Out-hit by opponent	5-13
Scores first	18-6	Hits are tied	2-1
Opp. scores first	10-10		

Record when team scores:

Runs	0	1	2	3	4	5	6	7	8	9	10+
W-L	0-3	0-1	3-3	0-3	7-1	2-0	1-3	2-0	4-0	1-0	8-2

Record when opponent scores:

Runs	0	1	2	3	4	5	6	7	8	9	10+
W-L	1-0	8-0	4-1	7-1	2-4	3-0	1-0	0-2	0-1	1-0	1-7

Record when leading after:

Inn.	1	2	3	4	5	6	7	8
W-L	10-4	13-3	19-2	18-1	19-3	21-1	21-1	23-1

Record when trailing after:

Inn.	1	2	3	4	5	6	7	8
W-L	4-5	4-6	4-9	5-10	5-10	4-14	2-15	1-15

Record when tied after:

Inn.	1	2	3	4	5	6	7	8
W-L	14-7	11-7	5-5	5-5	4-3	3-1	5-0	4-0

Current winning streak: 2

Longest winning streak: 4

Longest losing streak: 5

Home attendance : 17482 (20 dates avg = 874)

Away attendance : 16318 (20 dates avg = 815)

Total attendance: 33800 (40 dates avg = 845)

DEFICITS OVERCOME

*Trailed 3-1 through 7 and 3-2 through 8 vs. Toledo (2/16)	W, 4-3
Trailed 6-5 through 5 vs. Oakland (2/17)	W, 8-6
Trailed 1-0 through 3 at UNLV (3/10)	L, 2-11
Trailed 1-0 through 1 at UNLV (3/11)	L, 3-13
Trailed 2-1 through 6.5 vs. Evansville (3/18)	W, 4-3
Trailed 2-0 through 2.5 and 3-2 through 4.5 vs. Saint Louis (3/20)	L, 6-7
*Trailed 4-1 through 7.5 vs. Loras College (3/21)	W, 6-4
*Trailed 9-8 through 7.5 vs. Bradley (3/28)	W, 13-9
Trailed 2-1 through 1.5 at #22 Illinois (3/30)	W, 8-5
Trailed 2-0 through 5 at #22 Illinois (4/1)	W, 4-2
Trailed 2-0 through 1.5 vs. Grand View (4/4)	W, 4-2
Trailed 1-0 through .5 vs. Ohio State (4/7)	W, 9-5
Trailed 1-0 through 1 at Nebraska (4/13)	W, 7-1
Trailed 2-0 through 1/2 inning vs. Milwaukee (4/25)	W, 12-4
*Trailed 5-0 through 1.5 innings vs. #7 Michigan (4/29)	W, 7-5
Trailed 11-6 through 3.5, 12-9 through 6.5 vs. #12 Oklahoma State (5/5)	W, 16-14

*Walkoff wins



2018 IOWA BASEBALL HITTING STATS

Date	Opponent	ab	r	h	rbi	2b	3b	hr	tb	bb	ibb	sb	cs	hbp	sac	sf	gdp	k	po	a	e	lob	avg
Feb 16	vs Toledo	33	4	10	4	0	0	1	13	4	0	0	0	0	0	0	0	7	27	10	2	8	.303
Feb 17	vs Oakland	33	8	11	8	3	0	1	17	4	0	5	0	2	0	1	0	9	27	10	0	8	.318
Feb 18	vs Old Dominion	36	4	10	4	1	0	0	11	5	0	1	0	0	0	1	1	8	27	8	2	11	.304
Feb 23	vs Virginia Tech	33	2	4	1	0	0	1	7	3	0	1	0	1	0	0	1	15	30	11	1	6	.259
Feb 24	vs Ball St.	36	6	10	3	0	0	0	10	6	0	1	0	1	0	0	0	14	24	3	2	10	.263
Feb 25	at New Orleans	37	8	12	8	2	0	1	17	9	0	2	1	2	1	0	0	6	27	13	2	14	.274
Feb 27	CORNELL COLLEGE	32	15	10	14	1	1	0	13	9	0	0	1	2	1	2	0	6	27	7	0	7	.279
Mar 02	at UAB	32	4	6	2	0	1	0	8	5	0	0	0	0	1	0	1	10	27	12	0	7	.268
Mar 03	at UAB	33	11	11	9	2	1	0	15	10	0	3	1	4	2	2	1	8	27	6	2	14	.275
Mar 04	at UAB	30	0	5	0	1	0	0	6	0	0	0	0	2	0	0	2	10	24	11	0	5	.266
Mar 09	at UNLV	30	0	6	0	0	0	0	6	5	0	0	0	0	0	0	2	7	24	3	0	8	.260
Mar 10	at UNLV	31	2	3	2	1	0	0	4	0	0	0	0	1	1	0	0	6	24	7	1	4	.247
Mar 11	at UNLV	34	3	9	3	2	0	0	11	2	0	0	0	1	0	0	2	6	24	12	3	7	.249
Mar 14	vs Missouri State	33	3	8	2	1	0	1	12	4	0	0	0	0	0	0	0	9	27	8	1	7	.248
Mar 17	EVANSVILLE	37	10	14	9	2	0	1	19	6	0	1	0	1	0	1	0	5	27	14	2	11	.258
Mar 17	EVANSVILLE	31	8	11	8	4	1	1	20	4	0	0	0	1	1	1	2	8	27	10	1	7	.264
Mar 18	EVANSVILLE	29	4	8	4	1	0	1	12	3	0	0	0	2	1	0	0	7	27	8	1	7	.264
Mar 20	SAINT LOUIS	39	6	13	5	2	0	0	15	5	0	0	0	0	0	1	0	8	27	14	1	12	.269
Mar 21	LORAS COLLEGE	30	6	7	6	2	0	2	15	5	0	0	1	1	0	0	0	9	27	8	1	6	.267
*Mar 23	INDIANA	31	2	6	2	0	1	1	11	1	0	0	0	0	0	1	1	8	27	15	0	4	.264
*Mar 23	INDIANA	33	5	9	5	3	0	2	18	6	0	0	0	1	0	0	1	7	27	5	0	11	.264
Mar 28	BRADLEY	37	13	15	12	3	0	3	27	8	0	2	2	2	1	0	1	10	27	14	1	10	.271
*Mar 30	at Illinois	35	8	10	7	3	0	1	16	5	1	0	1	1	0	1	0	6	27	8	1	7	.272
*Mar 31	at Illinois	34	12	11	12	2	1	1	18	10	0	0	0	2	0	3	2	5	24	8	1	10	.274
*Apr 01	at Illinois	36	4	11	4	0	0	0	11	3	0	4	2	0	0	0	1	6	27	12	2	8	.275
Apr 04	GRAND VIEW	31	4	6	3	1	0	0	7	2	0	1	0	1	0	1	0	7	27	6	0	7	.273
*Apr 07	OHIO STATE	34	1	8	1	2	0	0	10	2	0	0	1	1	0	0	1	12	27	11	1	9	.271
*Apr 07	OHIO STATE	30	9	8	7	2	0	0	10	5	0	0	0	1	1	1	0	10	27	9	1	5	.271
*Apr 08	OHIO STATE	30	2	5	2	2	0	0	7	3	0	1	0	2	0	1	0	4	27	11	1	10	.268
Apr 11	COE COLLEGE	39	16	17	14	7	1	2	32	11	0	0	0	3	0	0	1	6	27	11	3	13	.274
*Apr 13	at Nebraska	37	7	10	6	6	0	0	16	5	0	0	1	2	0	0	0	11	27	14	3	10	.274
*Apr 13	at Nebraska	31	4	5	4	0	0	3	14	2	0	0	0	0	0	0	1	7	24	11	0	2	.271
Apr 17	NORTHERN ILLINOIS	30	2	8	2	0	0	0	8	2	0	1	1	1	0	1	0	8	27	16	2	8	.271
*Apr 20	at Minnesota	30	3	6	2	0	0	1	9	3	0	0	0	0	3	1	0	6	24	11	0	7	.269
*Apr 21	at Minnesota	32	0	8	0	2	0	0	10	2	0	0	0	0	0	0	3	4	24	5	0	7	.268
*Apr 22	at Minnesota	36	5	8	4	1	0	1	12	0	0	0	0	0	0	0	0	7	27	4	1	4	.267
Apr 25	MILWAUKEE	34	12	11	8	3	0	0	14	6	0	0	1	3	1	1	0	5	27	4	2	9	.269
*Apr 27	MICHIGAN	32	4	8	4	1	1	0	11	1	0	1	1	0	0	0	0	8	27	5	0	5	.268
*Apr 28	MICHIGAN	34	2	8	2	0	0	1	11	3	0	0	1	0	0	0	1	5	27	6	4	8	.267
*Apr 29	MICHIGAN	36	7	9	7	1	0	3	19	3	0	0	0	0	0	0	1	8	27	9	2	6	.267
May 01	MISSOURI	46	16	16	16	3	0	7	40	7	0	1	0	5	0	1	2	9	33	8	0	10	.269
May 04	OKLAHOMA STATE	34	6	8	6	3	0	1	14	7	0	0	0	2	0	0	1	5	27	5	1	10	.269
May 05	OKLAHOMA STATE	36	16	14	14	4	0	2	24	7	0	2	0	4	0	1	1	5	27	12	1	8	.272
May 06	OKLAHOMA STATE	36	11	14	9	4	0	0	18	6	0	0	0	1	0	0	2	9	27	4	0	8	.274
Totals		1483	275	407	245	78	8	39	618	199	1	27	15	53	14	22	32	336	1170	399	49	355	.274



2018 IOWA BASEBALL PITCHING SUMMARY

Date	Opponent	ip	h	r	er	bb	so	2b	3b	hr	wp	bk	hbp	dp	ibb	score	w-l	sv	era
Feb 16	vs Toledo	9.0	7	3	0	8	12	0	0	0	0	0	1	1	0	4-3	1-0	0	0.00
Feb 17	vs Oakland	9.0	12	6	5	7	7	1	0	1	0	1	0	1	0	8-6	2-0	1	2.50
Feb 18	vs Old Dominion	9.0	6	1	1	6	9	1	0	0	0	0	2	2	0	4-1	3-0	2	2.00
Feb 23	vs Virginia Tech	10.0	6	1	1	1	12	0	0	1	0	0	0	2	0	2-1	4-0	2	1.70
Feb 24	vs Ball St.	8.0	14	14	12	6	11	1	0	3	1	1	1	0	0	6-14	4-1	2	3.80
Feb 25	at New Orleans	9.0	3	2	0	2	7	0	0	0	0	0	1	1	0	8-2	5-1	2	3.17
Feb 27	CORNELL COLLEGE	9.0	6	1	1	1	12	1	0	0	2	0	1	0	0	15-1	6-1	2	2.86
Mar 02	at UAB	9.0	6	1	1	2	7	1	0	0	0	1	1	2	0	4-1	7-1	3	2.62
Mar 03	at UAB	9.0	6	3	2	5	13	2	0	0	0	0	2	0	0	11-3	8-1	3	2.56
Mar 04	at UAB	8.0	10	4	4	1	6	2	0	0	0	0	0	0	0	0-4	8-2	3	2.73
Mar 09	at UNLV	8.0	8	4	4	5	8	3	0	0	1	0	1	0	1	0-4	8-3	3	2.88
Mar 10	at UNLV	8.0	12	11	11	6	6	6	0	0	3	0	4	1	0	2-11	8-4	3	3.60
Mar 11	at UNLV	8.0	16	13	8	2	6	1	0	3	3	1	1	1	0	3-13	8-5	3	3.98
Mar 14	vs Missouri State	9.0	10	8	7	5	13	2	0	2	3	1	3	0	0	3-8	8-6	3	4.20
Mar 17	EVANSVILLE	9.0	8	3	2	2	5	3	0	0	0	0	0	1	0	10-3	9-6	3	4.05
Mar 17	EVANSVILLE	9.0	2	3	3	7	9	0	0	1	0	0	0	0	0	8-3	10-6	3	3.99
Mar 18	EVANSVILLE	9.0	8	3	2	4	10	1	1	0	0	0	1	0	0	4-3	11-6	4	3.87
Mar 20	SAINT LOUIS	9.0	9	7	6	9	7	2	0	2	2	0	2	2	0	6-7	11-7	4	3.99
Mar 21	LORAS COLLEGE	9.0	6	4	4	3	10	0	0	0	1	0	0	0	1	6-4	12-7	4	3.99
*Mar 23	INDIANA	9.0	11	4	4	5	8	1	0	2	1	1	1	4	2	2-4	12-8	4	3.99
*Mar 23	INDIANA	9.0	2	1	1	5	12	0	0	0	0	0	1	0	0	5-1	13-8	4	3.84
Mar 28	BRADLEY	9.0	12	9	7	10	9	3	0	1	3	0	1	2	0	13-9	14-8	4	3.99
*Mar 30	at Illinois	9.0	7	5	3	3	11	2	0	2	0	0	2	1	0	8-5	15-8	5	3.95
*Mar 31	at Illinois	8.0	17	13	13	6	6	4	1	3	1	0	1	2	0	12-13	15-9	5	4.35
*Apr 01	at Illinois	9.0	8	2	2	6	8	0	0	0	0	0	0	2	1	4-2	16-9	6	4.25
Apr 04	GRAND VIEW	9.0	4	2	2	1	13	0	0	1	0	0	1	0	0	4-2	17-9	7	4.17
*Apr 07	OHIO STATE	9.0	8	2	1	4	11	3	1	0	0	0	0	0	2	1-2	17-10	7	4.05
*Apr 07	OHIO STATE	9.0	10	5	5	5	10	3	0	0	0	0	0	1	0	9-5	18-10	7	4.08
*Apr 08	OHIO STATE	9.0	4	1	1	2	11	0	0	1	2	0	0	1	0	2-1	19-10	7	3.97
Apr 11	COE COLLEGE	9.0	9	1	1	1	9	0	0	0	1	0	0	2	0	16-1	20-10	7	3.87
*Apr 13	at Nebraska	9.0	7	1	0	5	6	2	0	0	0	0	0	4	0	7-1	21-10	7	3.74
*Apr 13	at Nebraska	8.0	10	10	10	10	7	4	0	3	0	0	1	2	1	4-10	21-11	7	3.96
Apr 17	NORTHERN ILLINOIS	9.0	1	0	0	5	5	0	0	0	0	0	1	3	0	2-0	22-11	8	3.84
*Apr 20	at Minnesota	8.0	8	4	4	3	7	2	0	0	1	0	0	1	0	3-4	22-12	8	3.85
*Apr 21	at Minnesota	8.0	7	3	3	4	8	2	0	0	1	1	0	0	0	0-3	22-13	8	3.84
*Apr 22	at Minnesota	9.0	5	3	3	3	8	2	0	0	0	0	0	0	0	5-3	23-13	8	3.82
Apr 25	MILWAUKEE	9.0	13	4	2	1	15	1	0	1	0	0	1	0	0	12-4	24-13	8	3.77
*Apr 27	MICHIGAN	9.0	7	2	2	3	11	2	0	0	0	0	0	0	0	4-2	25-13	9	3.72
*Apr 28	MICHIGAN	9.0	14	10	8	6	10	0	0	1	3	0	1	0	0	2-10	25-14	9	3.83
*Apr 29	MICHIGAN	9.0	11	5	5	2	11	2	0	1	0	0	1	1	1	7-5	26-14	9	3.86
May 01	MISSOURI	11.0	24	17	17	8	13	5	0	1	2	0	2	0	0	16-17	26-15	9	4.17
May 04	OKLAHOMA STATE	9.0	10	7	6	2	13	2	1	2	0	0	0	0	0	6-7	26-16	9	4.21
May 05	OKLAHOMA STATE	9.0	13	14	9	9	12	3	0	3	3	0	2	0	0	16-14	27-16	9	4.32
May 06	OKLAHOMA STATE	9.0	6	3	3	5	10	1	0	1	0	0	1	0	0	11-3	28-16	9	4.29
Totals		390.0	383	220	186	196	414	71	4	36	34	7	38	40	9	275-220	28-16	9	4.29



2018 IOWA BASEBALL MISCELLANEOUS STATS

Multiple Hit Games	2	3	4	5+	Total
5 Cropley, Tyler	13	6	-	-	19
44 Neustrom, Robert	13	5	-	-	18
28 Whelan, Chris	10	1	1	-	12
3 Hoeg, Matt	8	1	-	-	9
23 Crowl, Kyle	8	-	1	-	9
4 Boe, Mitchell	8	-	-	-	8
1 Elion, Lorenzo	4	1	1	1	7
16 Wetrich, Tanner	5	1	-	-	6
6 Jenkins, Justin	5	-	-	-	5
20 Guzzo, Austin	3	-	-	-	3
9 Norman, Ben	2	-	-	-	2
13 Berst, Matt	1	-	-	-	1
8 Farley, Luke	1	-	-	-	1
32 McCleary, Brett	1	-	-	-	1
TEAM	82	15	3	1	101

Multiple RBI Games	2	3	4	5+	Total
5 Cropley, Tyler	7	3	1	1	12
44 Neustrom, Robert	5	1	1	1	8
1 Elion, Lorenzo	3	2	-	1	6
23 Crowl, Kyle	5	-	1	-	6
4 Boe, Mitchell	3	2	-	-	5
3 Hoeg, Matt	3	1	-	1	5
6 Jenkins, Justin	3	1	-	-	4
16 Wetrich, Tanner	1	1	1	-	3
20 Guzzo, Austin	3	-	-	-	3
28 Whelan, Chris	2	-	-	-	2
9 Norman, Ben	2	-	-	-	2
32 McCleary, Brett	1	-	-	-	1
TEAM	38	11	4	4	57

Hitting Streaks	Longest	Current
5 Cropley, Tyler	12	6
44 Neustrom, Robert	10	4
23 Crowl, Kyle	8	-
28 Whelan, Chris	7	6
3 Hoeg, Matt	7	2
4 Boe, Mitchell	5	1
16 Wetrich, Tanner	4	-
6 Jenkins, Justin	4	1
20 Guzzo, Austin	4	2
1 Elion, Lorenzo	4	1
32 McCleary, Brett	2	-
9 Norman, Ben	2	-
38 Wallace, Trenton	1	1
37 Massner, Kace	1	-
7 Judkins, Grant	1	1
8 Farley, Luke	1	-
13 Berst, Matt	1	-
14 Pettigrew, Zion	1	-

Reached Base Streaks	Longest	Current
5 Cropley, Tyler	16	15
44 Neustrom, Robert	14	8
23 Crowl, Kyle	14	7
9 Norman, Ben	10	3
6 Jenkins, Justin	8	3
28 Whelan, Chris	8	6
3 Hoeg, Matt	7	2
1 Elion, Lorenzo	6	1
16 Wetrich, Tanner	6	1
4 Boe, Mitchell	6	1
20 Guzzo, Austin	6	2
32 McCleary, Brett	4	-
7 Judkins, Grant	3	2
38 Wallace, Trenton	2	2
14 Pettigrew, Zion	2	-
37 Massner, Kace	2	-
8 Farley, Luke	2	-
13 Berst, Matt	1	-



THE LAST TIME...

Hitting Categories:

A Hawkeye hit a walk-off home run	Tyler Cropley, April 29, 2018 vs. #7 Michigan (W, 7-5)
A Hawkeye hit a lead-off home run	Matt Hoeg, March 14, 2018, vs. Missouri State (L, 3-8)
A Hawkeye hit a grand slam	Tyler Cropley, March 28, 2018 vs. Bradley (W, 13-9)
A Hawkeye hit for the cycle	Lorenzo Elion (5-for-6, 2 HR, 6 RBIs, 4 R) vs. Coe College, 4/11/18
A Hawkeye had 8 or more at-bats	^Eric Toole (3-for-8), Jake Manger (3-for-8), Joel Booker (2-for-8) vs. Sacramento State, 4/28/15
A Hawkeye hit four home runs in a game.....	Bill Heinz, April 20, 1988 at Minnesota (W, 17-3)
A Hawkeye hit three home runs in a game.....	Jake Adams, May 19, 2017, at Kansas State (3-for-4, 7 RBIs), 12-11 win (10 innings)
A Hawkeye hit two home runs in a game	Robert Neustrom vs. #12 Oklahoma State, 5/5/18 (3-for-5, 5 RBIs, 3 R), W, 16-14
A Hawkeye had five hits in a game	^Lorenzo Elion vs. Coe College, 4/11/18 (5-for-6, 2 HR, 6 RBIs, 4 R), W, 16-1
A Hawkeye had three doubles in a game	Tyler Cropley vs. Coe College, 4/11/18 (3-for-5, 2 R, 2 RBIs), W, 16-1
A Hawkeye hit two triples in a game.....	Zach McCool, April 20, 2010 vs Western Illinois (W, 6-5)
A Hawkeye had six RBIs in a game	6, Matt Hoeg vs. #12 Oklahoma State, 5/5/18 (2-for-4, 6 RBIs)
A Hawkeye stole five bases in a game	Lance Platz at Purdue in 1979
A Hawkeye stole home	Austin Guzzo vs. #12 Oklahoma State, 5/5/18 (W, 16-14)
A Hawkeye walked four times in a game.....	^Mitchell Boe, April 13, 2016 vs. Air Force (W, 22-2)
A Hawkeye had three sacrifice hits in a game.....	Travis Sweet, March 23, 2007 at North Dakota State (W, 6-5)
A Hawkeye scored five runs in a game.....	^Austin Guzzo, March 8, 2016, vs. Northwestern College (W, 28-0)
A Hawkeye was hit by three pitches in a game.....	Nick Day, April 25, 2014 vs. South Dakota State
A Hawkeye hit a home run in five consecutive games	Jake Adams (May 12-18, 2017, vs. Ohio State, vs. Omaha, at Illinois)
A Hawkeye hit triples in consecutive games	Ben Norman at UAB (March 2-3, 2018)
The Hawkeyes hit back-to-back triples in a game	T.J. Cataldo & Matt Mossey, April 20, 2008 vs. Northwestern (L, 9-6)
The Hawkeyes hit five or more home runs in a game	7, May 1, 2018, vs. Missouri (L, 16-17, 11 Inn.) (Cropley, Hoeg, Neustrom, Crowl, Cropley, Boe, Whelan)
The Hawkeyes hit two grand slams in the same game.....	Robert Neustrom, Tyler Cropley vs. Bradley (W, 12-1), 3/22/17
The Hawkeyes hit back-to-back-to-back home runs in same game	May 18, 2017, at Illinois (McCoy, Adams, Neustrom)
The Hawkeyes left 15 or more people on base.....	16 vs. Bucknell, 2/17/17
The Hawkeyes hit into five double plays.....	May 23, 2007 vs. Illinois (L, 12-3 in Big Ten Tournament)

Pitching Categories:

A Hawkeye pitcher threw a no-hitter (7 innings)	Bill Drambel, 1979 vs. Kansas State
A Hawkeye pitcher threw a no-hitter (9 innings)	Cole McDonald, 8/25/17 vs. Czech Republic (World University Games) (W, 8-0)
A Hawkeye pitcher threw a perfect game (7 innings).....	Chad Blackwell, April 29, 2000 vs. Northwestern (W, 4-0)
A Hawkeye pitcher threw a one-hitter (9 innings)	Jarred Hippen, April 29, 2011 at Minnesota (L, 1-0)
A Hawkeye pitcher threw a two-hitter (7 innings)	Steve Turnbull, March 23, 2007 vs. North Dakota State (W, 8-0)
Iowa was one hit	Apr. 2, 2006 vs. Ohio State (L, 15-1)
Iowa was no-hit	Apr. 21, 2012 vs. Penn State (L, 2-0)
A Hawkeye pitcher threw a complete game (7 innings)	Steve Turnbull, May 3, 2008 vs. Minnesota (W, 6-1)
A Hawkeye pitcher threw a complete game (9 innings).....	C.J. Eldred, March 25, 2016 vs. Maryland (W, 8-1), April 1, 2016, at Minnesota (L, 1-4)
A Hawkeye pitcher threw a complete game shutout (9 innings).....	Tyler Peyton, May 20, 2016, at Penn State (W, 8-0)
The Hawkeyes were shut out	April 21, 2018 at Minnesota, (L, 0-3)
A Hawkeye pitcher recorded nine or more wins in a season	9, Blake Hickman, 2015
A Hawkeye closer recorded 10 or more saves in a season	13, Kevin Lee, 2010
A Hawkeye pitcher recorded 10 or more strikeouts	11, Brady Schanuel vs. #11 Indiana, 3/23/18 (W, 5-1)

Fielding Categories:

The Hawkeyes committed five errors or more in a game	April 28, 2013 vs. Minnesota (L, 9-5) – committed five.
A Hawkeye had 20 or more putouts	20, Steve Stumpff, 1975 vs. Tulsa
A Hawkeye had 15 or more putouts	15, Tyler Cropley vs. Missouri, 5/1/18
A Hawkeye had eight or more assists in a game.....	10, Zach Daniels at Minnesota, 4/3/16
The Hawkeyes turned five double plays in a game	2003 vs. Ohio State^

Scoring and Misc. Categories:

The Hawkeyes recorded 20 or more hits	20 at Ohio State, 5/7/16 (W, 12-0)
The Hawkeyes scored 20 or more runs	22 vs. Air Force, 4/13/16 (W, 22-2); 28, vs. Northwestern College, 3/8/16 (W, 28-0)
Iowa swept a four-game Big Ten series	at Northwestern, April 27-29, 2007 (W, 16-6, 15-10, 13-8, 14-10)
Iowa swept a three-game Big Ten series.....	vs. Penn State, April 28-29, 2017 (W, 4-2, 8-2, 9-1)
Iowa swept consecutive three-game Big Ten series.....	vs. No. 19 Indiana (March 27-29, 2015); at Purdue (April 3-5, 2015)
Iowa was swept in a Big Ten three-game series	vs. Illinois, May 9-11, 2014 (L, 1-4, L, 1-5, L, 2-4)
Iowa defeated a ranked team	April 27, 29 vs. #7 Michigan (W, 4-2, 7-5)
Iowa swept a series over a ranked opponent	March 27-29, 2015 vs. No. 19 Indiana (W, 2-0, 5-1, 10-6), April 25-26, 2015 vs. No. 25 Nebraska (W, 4-3, 3-2 (10), 5-1)
Iowa won a road series over a ranked opponent	March 30-April 1, 2018, at No. 22 Illinois (W, 8-5, L, 12-13, W, 4-2)
Iowa defeated a top-10 team	No. 7 Michigan (April 27, April 29, 2018) (W, 4-2; W, 7-5)
The Hawkeyes played 14 or more innings	vs. Sacramento State, 4/28/15 (W, 4-3, 18 innings)
Iowa played a game over four and a half hours	4:58 vs. Missouri, 5/1/18 (L, 16-17, 11 Innings)
Longest game in school history.....	5:40 vs. Sacramento State, 4/28/15 (W, 4-3, 18 innings)

* Bolded items are from the 2018 season ^Tied school record



2018 IOWA BASEBALL ROSTER

No.	Name	Pos.	Ht.	Wt	Yr.	B/T	Hometown/High School (Last School)
1	Lorenzo Elion	IF	6-2	185	So.	R/R	Chicago, Ill./Simeon Academy (Kirkwood CC)
2	Zach Daniels	RHP	5-11	160	Jr.	L/R	Robins, Iowa/Cedar Rapids Kennedy
3	Matt Hoeg	IF	6-1	200	Sr.	R/R	Waukee, Iowa/Waukee (Iowa Western CC)
4	Mitchell Boe	IF	5-10	175	Jr.	L/R	Naperville, Ill./Joilet Catholic
5	Tyler Cropley	C/OF	5-11	185	Sr.	R/R	McCook Lake, S.D./Bishop Heelan (Iowa Western CC)
6	Justin Jenkins	OF	5-10	185	So.	L/L	Terre Haute, Ind./Terre Haute South
7	Grant Judkins	IF/RHP	6-3	190	So.	L/R	Pella, Iowa/Pella
8	Luke Farley	OF	6-0	215	Jr.	R/R	Denver, Iowa/Waterloo Columbus
9	Ben Norman	OF	6-2	190	So.	L/R	Des Moines, Iowa/Roosevelt
10	Derek Lieurance	RHP	6-0	200	RS So.	R/R	Cascade, Iowa/NIACC
11	Cole McDonald	RHP	6-1	205	Jr.	L/R	New Hampton, Iowa/New Hampton
12	Nick Nelsen	RHP	6-2	185	Sr.	S/R	West Des Moines, Iowa/Valley (Johnson County CC)
13	Matt Berst	C	6-0	200	Fr.	R/R	Cedar Rapids, Iowa/Cedar Rapids Kennedy
14	Zion Pettigrew	IF	6-1	170	Fr.	R/R	Chicago, Ill./Mount Carmel
16	Tanner Wetrich	SS	6-0	180	Jr.	R/R	Moberly, Mo./Moberly (Mineral Area CC)
18	Shane Ritter	RHP	6-4	205	Jr.	R/R	Plainfield, Ill./Plainfield South
19	Ben Probst	RHP	6-1	185	Fr.	R/R	Urbandale, Iowa/Dowling Catholic
20	Austin Guzzo	C/3B	6-2	200	Sr.	L/R	Brooklin, Ontario, Canada/All Saints Catholic
22	Kole Kampen	LHP	6-1	230	RS Fr.	S/L	Fort Dodge, Iowa/Fort Dodge
23	Kyle Crowl	IF	6-2	200	So.	R/R	Council Bluffs, Iowa/Abraham Lincoln
24	Nick Allgeyer	LHP	6-3	225	RS Jr.	L/L	St. Louis, Mo./St. John Vianney
27	Brady Schanuel	RHP	6-3	210	Jr.	R/R	Swansea, Ill./Belleville East (Parkland College)
28	Chris Whelan	IF/OF	6-1	190	RS Jr.	R/R	Naperville, Ill./Benet (Parkland College)
30	Connor McCaffery	OF/1B	6-6	205	Fr.	L/L	North Liberty, Iowa/Iowa City West
32	Brett McCleary	C	6-2	215	Fr.	R/R	Iowa City, Iowa/City High
33	Jack Dreyer	LHP	6-2	200	Fr.	R/L	Johnston, Iowa/Johnston
35	Cam Baumann	LHP	6-2	190	Fr.	L/L	Fairfield, Iowa/Fairfield
37	Kace Massner	OF	6-5	230	RS Fr.	L/R	Burlington, Iowa/Burlington
38	Trenton Wallace	LHP/OF	6-1	200	Fr.	L/L	Rock Island, Ill./Davenport Assumption
43	Grant Leonard	RHP	5-11	170	So.	R/R	Mokena, Ill./Lincoln Way
44	Robert Neustrom	OF	6-3	210	Jr.	L/L	Sioux City, Iowa/Sioux City North
45	Kyle Shimp	LHP	6-7	225	RS So.	R/L	Yorkville, Ill./Yorkville

COACHING STAFF

Head Coach: #21 Rick Heller (Upper Iowa, '86, 5th year at Iowa)
Associate Head Coach/Recruiting Coordinator: #15 Marty Sutherland (Northern Iowa, '02, 5th Year at Iowa)
Assistant Coach (Pitching): #42 Desi Druschel (Mount Mercy, '98, 3rd year at Iowa)
Volunteer Assistant Coach (Hitting): #40 Sean Moore (Iowa, '15, 2nd year at Iowa)
Graduate Assistant: #38 Shane Schmidt (Truman State, '16, 2nd year at Iowa)
Director of Baseball Operations: Nic Ungs (Northern Iowa, '01, 1st year at Iowa)

SUPPORT STAFF

Strength & Conditioning Coach: Zach Walrod
Athletic Trainer: Connor Leichtle
Equipment Manager: Kevin Foor
Academic Advisor: Troy Wulf
Baseball Communication Contact: James Allan
Baseball Communication Secondary Contact: Alex Snyder
Nutritionist: Nicole White
Baseball Secretary: Kendra Wieditz
Student Managers: Jake Stone, Sam Bornstein, T.J. Feldman, Walker Gentz, Ryan Gorman, Zachary Parle, Cooper Rettinger, Adam Schuck, Adam Strang

SQUAD ANALYSIS

Position Starters Returning/Lost: 6+DH/2
Letterwinners Returning/Lost: 17/12
Total Players/Newcomers: 33/12
Total Pitchers Returning/Lost: 7/8
Class Breakdown: 33 (10 - Freshman, 8 - Sophomores, 11 - Juniors, 4 - Seniors)
Newcomer Breakdown: 12 (8 Freshman, 4 Transfers)
States: Iowa - 19, Illinois - 9, Missouri - 2, Indiana - 1, South Dakota - 1, Canada - 1
How they hit: Right - 17, Left - 13, Switch - 2
How they throw: Right - 24, Left - 9
How they pitch: Right - 9, Left - 6

ALPHABETICAL ROSTER

24	ALLGEYER, Nick
35	BAUMANN, Cam
13	BERST, Matt
4	BOE, Mitchell
5	CROPLEY, Tyler
23	CROWL, Kyle
2	DANIELS, Zach
33	DREYER, Jack
1	ELION, Lorenzo
8	FARLEY, Luke
20	GUZZO, Austin
3	HOEG, Matt
6	JENKINS, Justin
7	JUDKINS, Grant
22	KAMPEN, Cole
43	LEONARD, Grant
10	LIEURANCE, Derek
37	MASSNER, Kace
30	MCCAFFERY, Connor
32	MCCLEARY, Brett
11	MCDONALD, Cole
12	NELSEN, Nick
44	NEUSTROM, Robert
9	NORMAN, Ben
14	PETTIGREW, Zion
19	PROBST, Ben
18	RITTER, Shane
27	SCHANUEL, Brady
45	SHIMP, Kyle
38	WALLACE, Trenton
16	WETRICH, Tanner
28	WHELAN, Chris

PRONUNCIATION GUIDE

Nick Allgeyer: All-guy-ur
Cam Baumann: Bow-man
Kyle Crowl: (Rhymes with Growl)
Desi Druschel: Drew-shull
Lorenzo Elion: E-Lon
Austin Guzzo: Goo-zoh
Matt Hoeg: Hoy-g
Derek Lieurance: La -rah-n-ce
Kace Massner: Mazzner
Zion Pettigrew: Zy-on
Brady Schanuel: Shan-you-EL
Chris Whelan: Way-lin
Tanner Wetrich: We-trich

