



IOWA BASKETBALL

@IowaWBB Notes

24 NCAA Tournaments • 6 Sweet Sixteens • 3 Elite Eights • 1993 NCAA Final Four • 11 Big Ten Titles

2015-16 Schedule/Results (15-11, 5-9 B1G)

| | | |
|---------|-----------------------------|--------------|
| 11/13 | North Dakota ^ | W, 83-61 |
| 11/15 | UT Martin ^ | W, 62-56 |
| 11/19 | Western Illinois | W, 96-81 OT |
| 11/22 | at Northern Iowa | W, 80-65 |
| 11/26 | vs. Wright State # | W, 83-77 |
| 11/27 | vs. #23 George Washington # | L, 77-81 2OT |
| 11/28 | vs. Houston # | W, 64-50 |
| 12/2 | at Virginia & | W, 85-73 |
| 12/6 | Robert Morris | W, 69-50 |
| 12/11 | at Iowa State % | L, 66-69 |
| 12/19 | Bradley | W, 60-53 |
| 12/22 | Drake | W, 89-76 |
| 12/31 | at Nebraska | W, 74-68 |
| 1/4 | Rutgers | W, 69-65 |
| 1/7 | at Michigan | L, 75-82 |
| 1/10 | #8 Maryland | L, 56-76 |
| 1/13 | at Wisconsin | W, 57-54 |
| 1/16 | at #18 Michigan State | L, 73-80 |
| 1/20 | Penn State | L, 69-82 |
| 1/24 | at Purdue | L, 73-90 |
| 1/28 | Michigan | W, 85-69 |
| 1/31 | at Northwestern | W, 79-64 |
| 2/4 | at Indiana | L, 74-79 |
| 2/7 | #14 Michigan State | L, 69-74 |
| 2/11 | #6 Ohio State | L, 81-98 |
| 2/15 | at Minnesota | L, 76-78 |
| 2/18 | Purdue | 7 p.m. |
| 2/21 | Indiana | 2 p.m. |
| 2/24 | at Penn State | 6 p.m. |
| 2/27 | Illinois | 5 p.m. |
| 3/2-6 | Big Ten Tournament | TBA |
| 3/18 | NCAA First Round | TBD |
| 3/20 | NCAA Second Round | TBD |
| 3/25-27 | NCAA Regional | TBD |
| 4/3-5 | NCAA Final Four | TBD |

^ -- Hawkeye Challenge (Nov. 13-15)
 # -- Lone Star Showcase (Nov. 26-28)
 & -- ACC/Big Ten Challenge
 % -- Iowa Corn Cy-Hawk Series
 All times listed Central

Stay Connected



Pronunciation Guide

| | |
|---------------------|-----------------------|
| Lisa Bluder | BLUE-dir |
| Christina Buttenham | BUTT-in-HAM |
| Tania Davis | Tun-EYE-uh |
| Ally Disterhoft | DIST-ir-hoft |
| Megan Gustafson | GUS-toff-son |
| Alexa Kastanek | UH-LEX-UH kuh-STON-ik |
| Tagyn Larson | Tay-gun |
| Carly Mohns | MOANS |
| Kali Peschel | Cal-EE PEH-shull |
| Hailey Schneden | SCHNAY-din |

Communications Contact: Jil Price
 E-Mail: jil-price@hawkeyesports.com

Office: 319-355-9268
 Cell: 319-930-8805

Game 27 Information



Iowa vs. Purdue

Feb. 18, 2016 • 7 p.m. (CT)
 Carver-Hawkeye Arena
 Iowa City, Iowa



Watch: BTN Plus
 Radio: Hawkeye All-Access
 Twitter Updates: @IowaWBB

Live Stats/Audio: hawkeyesports.com
 Radio Talent: Brent Balbinot & Kathryn Reynolds
 Series: Purdue leads, 36-31

Program Quick Hits

- Iowa is one of 10 teams in the country, and the only Big Ten team, to have appeared in the last eight NCAA Tournaments. There are 349 Division I teams.
- The Hawkeyes made their first Sweet Sixteen appearance since 1996, and their sixth overall, last season.
- Iowa is 1-of-21 teams to advance to the second round of the NCAA Tournament in each of the last two seasons.
- Iowa ended the season with a No. 11 national ranking in the *USA Today* Top 25 Coaches' Poll -- the highest for the program since 1995-96 (No. 7 in AP, No. 9 in *USA Today*). The Hawkeyes appeared in the rankings in all 20 weeks of the season.
- The Hawkeyes finished undefeated at home for the first time since 1995-96 last season, setting a program record with 18 wins. Iowa was one of 13 teams nationally to finish undefeated at home during the regular season and one of four to finish undefeated at home when playing at least 16 home games (Baylor, Tennessee, and Wichita State).
- The Hawkeyes ended the 2014-15 year ranked sixth nationally in scoring offense (79.5), setting a new school record for the second consecutive season. In 2013-14, Iowa finished the season with an average of 78.2 points per game.
- Iowa returns two starters in junior Ally Disterhoft and sophomore Whitney Jennings. The 2015-16 roster is comprised of four freshman, four sophomores, three juniors, and three seniors.
- The 2015-16 squad gained valuable experience this August. The Hawkeyes spent 11 days together on the Italian Tour, which included three games, and benefitted from 10 practice days leading up to the trip.
- Iowa's 2015 recruiting class of Tania Davis (Michigan Miss Basketball), Hannah Stewart (North Dakota Miss Basketball), Megan Gustafson (all-time leading scorer in Wisconsin high school basketball history), and Tagyn Larson (four-time all-state, all-city, and all-conference player) came in with a No. 17 national ranking by ESPN HoopGurlz.
- Junior Ally Disterhoft was named a preseason All-Big Ten player by the coaches in October. As a sophomore, she earned second team All-Big Ten honors from both the coaches and the media. As a freshman, she was named honorable mention All-Big Ten by the coaches and media and to the Big Ten All-Freshman Team.
- Sixteenth-year UI head coach Lisa Bluder has led Iowa to three consecutive 20-win seasons and eight overall. She was the recipient of the WBCA's Carol Eckman Award in 2015.

2015-16 Probable Starting Lineup (Based on last game)



G • 15 • Whitney Jennings

5-5 • So. • Logansport, Ind.

| PTS | AST | FG% | 3-PT% |
|-----|-----|------|-------|
| 9.5 | 3.0 | .349 | .290 |



G/F • 2 • Ally Disterhoft

6-0 • Jr. • Iowa City, Iowa

| PTS | REB | FG% | 3-PT% |
|------|-----|------|-------|
| 17.0 | 5.6 | .529 | .359 |



G • 11 • Tania Davis

5-4 • Fr. • Grand Blanc, Mich.

| PTS | AST | FG% | 3-PT% |
|-----|-----|------|-------|
| 7.9 | 3.1 | .389 | .239 |



C/F • 4 • Chase Coley

6-3 • So. • Minneapolis, Minn.

| PTS | REB | FG% | FT% |
|------|-----|------|------|
| 11.4 | 5.7 | .537 | .781 |



Head Coach Lisa Bluder

16th season at Iowa (319-185)
 32nd season overall (675-327)
 • 1-of-10 active major college coaches with 600 or more wins



C • 10 • Megan Gustafson

6-3 • Fr. • Port Wing, Wis.

| PTS | REB | FG% | FT% |
|-----|-----|------|------|
| 9.2 | 6.3 | .508 | .635 |



iowawbb.com

Inside the Numbers

| | IOWA | OPP |
|--------------------|------|------|
| Scoring Average | 74.0 | 71.2 |
| Scoring Defense | 71.2 | -- |
| Scoring Margin | +2.8 | -- |
| FG% | .445 | .419 |
| FG% Defense | .419 | -- |
| FT% | .731 | .680 |
| 3-PT FG% | .317 | .333 |
| 3-PT FG% Defense | .333 | -- |
| Rebound Margin | +2.0 | -- |
| Assists Per Game | 15.4 | 14.2 |
| Turnovers Per Game | 15.9 | 13.7 |
| Turnover Margin | -2.3 | -- |
| Steals Per Game | 6.0 | 8.1 |
| Blocks Per Game | 4.2 | 3.8 |

Iowa Athletic Communications

S300 Carver-Hawkeye Arena
Iowa City, Iowa 52242
Phone: 319-335-9411
Fax: 319-335-9417

hawkeyesports.com
iowawbb.com

WBB Contact: Jil Price
Cell: 319-930-8805
Office: 319-335-9268
Email: jil-price@hawkeyesports.com

How Many Times a Hawkeye Player...

Scored 20 or More Points

| | |
|-----------------------|---|
| Ally Disterhoft..... | 8 |
| Alexa Kastanek..... | 4 |
| Chase Coley..... | 4 |
| Megan Gustafson..... | 1 |
| Whitney Jennings..... | 1 |

Scored 15 or More Points

| | |
|-----------------------|----|
| Ally Disterhoft..... | 19 |
| Chase Coley..... | 9 |
| Alexa Kastanek..... | 6 |
| Megan Gustafson..... | 4 |
| Whitney Jennings..... | 3 |
| Tania Davis..... | 2 |
| Kali Peschel..... | 1 |

Grabbed 10 or More Rebounds

| | |
|----------------------|---|
| Megan Gustafson..... | 5 |
| Chase Coley..... | 4 |
| Kali Peschel..... | 2 |
| Ally Disterhoft..... | 1 |

Grabbed 7 or More Rebounds

| | |
|-----------------------|----|
| Megan Gustafson..... | 12 |
| Ally Disterhoft..... | 9 |
| Chase Coley..... | 7 |
| Kali Peschel..... | 5 |
| Whitney Jennings..... | 2 |
| Alexa Kastanek..... | 1 |

Dished Out 5 or More Assists

| | |
|-----------------------|---|
| Tania Davis..... | 6 |
| Ally Disterhoft..... | 5 |
| Whitney Jennings..... | 4 |
| Alexa Kastanek..... | 3 |
| Chase Coley..... | 1 |

Posted a Double-Double

| | |
|----------------------|---|
| Megan Gustafson..... | 5 |
| Chase Coley..... | 4 |
| Ally Disterhoft..... | 1 |
| Kali Peschel..... | 1 |

Recorded 3 or More Steals

| | |
|-----------------------|---|
| Tania Davis..... | 3 |
| Ally Disterhoft..... | 2 |
| Alexa Kastanek..... | 2 |
| Chase Coley..... | 1 |
| Whitney Jennings..... | 1 |

Blocked 3 or More Shots

| | |
|----------------------|---|
| Megan Gustafson..... | 7 |
| Chase Coley..... | 1 |
| Ally Disterhoft..... | 1 |

2015-16 Margin of Victory/Defeat

| Points | 1 | 2 | 3 | 4 | 5 | 6 | 7 | 8 | 9 | 10-14 | 15-19 | 20+ |
|--------|---|---|---|---|---|---|---|---|---|-------|-------|-----|
| Wins | 0 | 0 | 1 | 1 | 0 | 3 | 1 | 0 | 0 | 3 | 5 | 1 |
| Losses | 0 | 1 | 1 | 1 | 2 | 0 | 2 | 0 | 0 | 1 | 2 | 1 |

THE MATCHUP

The University of Iowa women's basketball team hosts Purdue on Thursday, Feb. 18 at 7 p.m. (CT) inside Carver-Hawkeye Arena.

PROMOTIONS

- Thursday is Alumni Association Night. Discounted tickets are available for UI Alumni Association members (\$8 for adults, free for youth) if ordered in advance.
- Fans who bring a new, unopened pet toy or food to donate to the Iowa City Animal Shelter will receive \$2 off admission to any home game this season as a part of Hawkeye Pet Night.

GAME COVERAGE

- Fans can watch Thursday's game live online through BTN Plus available at btn2go.com.
- Audio of the contest is available on select Hawkeye Radio Network affiliate stations and on Hawkeye All-Access available at hawkeyesports.com. Brent Balbinot and Kathryn Reynolds will call the action.
- Balbinot is in his 12th year as Iowa's play-by-play voice, while Reynolds is in her first providing analysis.
- Reynolds, a member of the infamous Core Four and team captain for the Hawkeyes in 2014-15, is pursuing a law degree at the University of Iowa.
- Links to video, audio, and Gametracker (live stats) are available on the women's basketball schedule page at hawkeyesports.com.

SERIES RUNDOWN

- Purdue leads Iowa, 36-31, in the all-time series, but the Hawkeyes hold an 18-10 edge in games played inside Carver-Hawkeye Arena.
- The Hawkeyes have won three consecutive games against the Boilermakers in Iowa City. This is the first home game of the series since 2012-13.
- In the Lisa Bluder era, Iowa trails Purdue, 17-11.

A LOOK AT THE BOILERMAKERS

- The Boilermakers, who enter the game 16-9 overall and 7-7 in Big Ten play, have lost four consecutive games against Maryland, at Wisconsin, at Maryland, and against Michigan.
- As a team, Purdue averages 68.4 points and 36.4 rebounds per contest. Three average double figures in scoring, including April Wilson (14.6), Ashley Morrisette (12.5), and Bridget Perry (11.5).
- In conference games alone, Purdue averages 69.6 points and 36.4 rebounds per game. Four average double figures, including Wilson (14.5), Morrisette (12.9), Perry (11.8), and Andreona Keys (10.2).

SEASON REWIND

- The Hawkeyes fell to the Boilermakers, 90-73, on Jan. 24, 2016.
- Iowa shot 52.0 percent, but the Boilermakers shot 58.6 percent and outrebounded the Hawkeyes 34 to 20 for the win.
- Disterhoft led the Hawkeyes offensively with 21 points, followed by Tania Davis and Christina Buttenham who

2015-16 Roster

| No. | Name | Yr. | Ht. | Pos. | Hometown (High School) |
|-----|---------------------|-----|------|------|---|
| 1 | Alexa Kastanek | Jr. | 5-10 | G | Lincoln, Neb. (Southeast) |
| 2 | Ally Disterhoft | Jr. | 6-0 | G/F | Iowa City, Iowa (West) |
| 3 | Claire Till | Sr. | 6-0 | F | Dubuque, Iowa (Wahlert) |
| 4 | Chase Coley | So. | 6-3 | F/C | Minneapolis, Minn. (Washburn) |
| 10 | Megan Gustafson | Fr. | 6-3 | F/C | Port Wing, Wis. (South Shore) |
| 11 | Tania Davis | Fr. | 5-4 | G | Grand Blanc, Mich. (Goodrich) |
| 15 | Whitney Jennings | So. | 5-5 | G | Logansport, Ind. (Logansport) |
| 21 | Hannah Stewart | Fr. | 6-2 | F | Minot, N.D. (Bishop Ryan Catholic) |
| 23 | Christina Buttenham | So. | 6-0 | F | Hamilton, Ontario, Canada (St. Mary Catholic) |
| 24 | Tagyn Larson | Fr. | 6-2 | F | Sioux Falls, S.D. (Roosevelt) |
| 25 | Kali Peschel | Sr. | 6-1 | F | Sauk Centre, Minn. (Sauk Centre) |
| 34 | Carly Mohns | So. | 6-1 | F | Brodhead, Wis. (Brodhead) |
| 40 | Hailey Schneden | Jr. | 6-2 | F | Davenport, Iowa (Assumption) |
| 45 | Nicole Smith | Sr. | 6-4 | C | Rockton, Ill. (Hononegah) |

Head Coach: Lisa Bluder (16th year -- Northern Iowa, 1983)

Associate Head Coach: Jan Jensen (16th year -- Drake, 1991)

Assistant Coaches: Jenni Fitzgerald (16th year -- Drake, 1990),

Lacey Goldwire (3rd year -- Oklahoma State, 2010)

Director of Basketball Operations: Abby Emmert (7th year -- Iowa, 2008)



2015-16 Team Captains

Iowa co-captains are senior Kali Peschel and junior Ally Disterhoft.

each netted 14. Davis dished out a team-high seven assists and Chase Coley pulled down a team-high eight rebounds.

• Purdue had four score in double figures for the win, including April Wilson (24), Dominique McBryde (18), Ashely Morrisette (15), and Andreona Keys (10). Wilson added 12 assists for a double-double.

DOUBLE-DOUBLE MACHINE

• In the last six games, freshman Megan Gustafson has posted five double-doubles, the first of her career.

• The stretch began with three consecutive double-doubles against Michigan (12 rebounds, 10 points) on Jan. 28, at Northwestern (15 points, 13 rebounds) on Jan. 31, and at Indiana (12 points, 10 rebounds).

• After recording eight rebounds and seven points against Michigan State on Feb. 7, Gustafson returned to her double-double ways with 13 points and 11 rebounds against Ohio State on Feb. 11.

• The Port Wing, Wisconsin, native secured her fifth double-double at Minnesota on Feb. 15, tallying 14 points and a career-high 19 boards. The last player to record more than 17 rebounds in a game was Samantha Logic (vs. Drake on Dec. 21, 2013). The Iowa record for rebounds in a game is 26 (Jerica Watson vs. Creighton on Dec. 15, 2001).

• Gustafson has led Iowa in rebounds in six-straight contests, after not registering a single rebound against Purdue on Jan. 24.

BIG DIFFERENCE

• Since altering the lineup to include freshman Megan Gustafson and sophomore Chase Coley, the Hawkeyes have seen an increase in production offensively.

• In the last seven games, Iowa has had five players average double figures in scoring rather than three in the previous 19 games. Leading the pack is junior Ally Disterhoft (18.9), followed by Coley (14.4), sophomore Whitney Jennings (11.4), Gustafson (11.1), and freshman Tania Davis (11.0).

• The team has also increased its points per game average from 73.0 to 76.7.

• Gustafson, who has led Iowa in rebounds in six consecutive games, has seen her rebounds per game average spike from 4.8 to 10.4 in the last seven games, while Coley has made the jump from 5.0 to 7.6.

• The 6-3 duo accounts for 50 percent of the team's rebounding effort and 33 percent of Iowa's offensive production.

MOVING UP THE CHARTS

• Junior Ally Disterhoft is 14th all-time in three-point field goals made (101), 15th all-time in scoring (1,420 career points), and 18th all-time in rebounding (575 career rebounds) in Iowa women's basketball history.

• Disterhoft, who has played in every game of her Hawkeye career with 77 consecutive starts, has scored double figures in every game this year and in 71 of her 77 career starts.

• Megan Gustafson has compiled 42 blocks through 26 games played this season, which is fourth on the all-time freshman list at Iowa. The program record of 79 stuffs was set by Morgan Johnson in 2009-10. Gustafson averages a team-leading 1.6 blocks per contest and has compiled three or more stuffs in seven games this season.

DISTERHOFT EARNS ACADEMIC ALL-DISTRICT ACCOLADES

• Junior Ally Disterhoft earned Capital One Academic All-District first team recognition for the second consecutive season for her efforts on the court and in the classroom on Feb. 11.

• She advances to the Capital One Academic All-America Team ballot, where first, second, and third team All-America honorees will be elected in late February.

• Disterhoft, the lone sophomore in the country to earn Capital One Academic All-America third team accolades in 2015, is a business major studying accounting and finance.

• The Iowa City, Iowa, native is a four-time Dean's List honoree, academic All-Big Ten selection, Big Ten Distinguished Scholar, and two-time Presidential Committee on Athletics Scholar Athlete.

• She was also recognized as Iowa's female Student-Athlete of the Month in November -- an award voted on by UI student-athletes.

Head Coach Lisa Bluder

Lisa Bluder (pronounced BLUE-dir), the all-time winningest coach in program history, is in her 16th season as head coach at the University of Iowa and her 32nd season as a college head coach.

Under her direction, the Hawkeyes have advanced to 14 postseason appearances (12 NCAA and two WNIT) in 15 seasons, including NCAA Tournament berths in each of the last eight seasons. Iowa is the only team in the Big Ten, and one of 10 in NCAA Division I women's basketball, to qualify for the NCAA Tournament in each of the last eight years. There are 349 Division I teams.

Bluder, the 2015 Carol Eckman Award winner, has posted a 319-185 (.633) record at Iowa and her career record stands at 675-327 (.674). Bluder surpassed Hall of Famer C. Vivian Stringer (269 wins) as the all-time winningest coach in program history on Feb. 10, 2014, as the Hawkeyes defeated Northwestern, 90-84.

Bluder, 1-of-10 active major college coaches with 600 or more wins, is a three-time Big Ten Coach of the Year (2001, 2008 and 2010) and two-time WBCA Regional Coach of the Year (2001 and 2008). She has guided Iowa to a winning record in 14 of her 15 years at Iowa, including 11 upper-division finishes in the challenging Big Ten Conference. Bluder, who ranks fourth among Big Ten coaches all-time in league victories (152), has led Iowa to nine 20-win seasons in her 15 years, including seven of the last eight years.

Bluder has coached numerous players to different awards in her 15 years in Iowa City. She has mentored 19 players to 46 All-Big Ten honors, including 12 first team picks, 16 second, 11 third and eight honorable mention selections. She has also had two Big Ten Freshman of the Year award winners, two Big Ten Sixth Player of the Year recipients, six members of the Big Ten All-Freshman team and three players named to the Big Ten All-Defensive team, with Kachine Alexander earning the honor twice.

Five players during Bluder's tenure have earned a total of seven Women's Basketball Coaches Association (WBCA) all-region team accolades and six players have earned a total of 11 honorable mention All-America honors. Bluder coached her first consensus All-American in Samantha Logic, who earned the honor after being named a WBCA Division I Coaches All-American, USBWA All-American, ESPN Second Team All-American, and Third Team Associated Press All-American.

With Bluder on the Iowa sidelines, student-athletes have been named Academic All-Big Ten 75 times, including a program-best eight honorees in 2011 and 2012. The 75 honorees equal the third-highest total in the Big Ten during the last 15 years.

In her 10 years at Drake, Bluder brought great success and tradition to the Bulldog program and established herself as one of the top coaches in the country. She led Drake to five 20-plus win seasons in her last six years, including five postseason appearances. She guided the Bulldogs to eight Missouri Valley Conference Tournament appearances, reaching the semifinals six times and winning the tournament four times. Bluder was also named the Conference Coach of the Year three times at Drake.

Bluder began her coaching career at St. Ambrose, where she coached six successful seasons, building the Bees into a NAIA powerhouse. During her tenure at St. Ambrose, Bluder guided the Bees to four straight national tournaments, including two consecutive Final Four appearances. The 1990 St. Ambrose team was ranked No. 1 and Bluder was named the NAIA Converse Coach of the Year.

A graduate of Linn-Mar High School in Marion, Iowa, Bluder was a three-year starter at Northern Iowa. She graduated from UNI in 1983 with a bachelor's degree in marketing.



Career Coaching Record: 675-327 (.674)

Record at St. Ambrose: 169-36 (.824)

Record at Drake: 187-106 (.638)

Conference record at Drake: 116-60 (.659)

Record at Iowa: 319-185 (.633)

Conference record at Iowa: 157-105 (.600)



Big Ten Standings

| Team | Big Ten | Pct. | Overall | Pct. |
|----------------|------------|-------------|--------------|-------------|
| Ohio State | 13-1 | .929 | 21-4 | .840 |
| Maryland | 12-2 | .857 | 23-3 | .885 |
| Minnesota | 10-4 | .714 | 18-7 | .720 |
| Michigan State | 9-5 | .643 | 18-7 | .720 |
| Indiana | 9-5 | .643 | 17-9 | .654 |
| Nebraska | 8-6 | .571 | 17-8 | .680 |
| Purdue | 7-7 | .500 | 16-9 | .640 |
| Rutgers | 7-7 | .500 | 16-10 | .615 |
| Michigan | 7-7 | .500 | 15-10 | .600 |
| IOWA | 5-9 | .357 | 15-11 | .577 |
| Penn State | 4-10 | .286 | 9-16 | .360 |
| Northwestern | 3-11 | .214 | 14-12 | .538 |
| Wisconsin | 3-11 | .214 | 7-17 | .292 |
| Illinois | 1-12 | .071 | 8-17 | .320 |

Big Ten Teams in 2015 NCAA Tournament

Iowa
Maryland
Minnesota
Nebraska
Northwestern
Ohio State
Rutgers



National Rankings

Associated Press Poll Feb. 14 - Week 15

| | | |
|-----|-------------------------|-----|
| 1. | UConn (32) | 800 |
| 2. | Notre Dame | 755 |
| 3. | South Carolina | 748 |
| 4. | Baylor | 703 |
| 5. | Ohio State | 662 |
| 6. | Maryland | 614 |
| 7. | Oregon State | 604 |
| 8. | Texas | 569 |
| 9. | Arizona State | 558 |
| 10. | Florida State | 532 |
| 11. | Louisville | 465 |
| 12. | Texas A&M | 416 |
| | UCLA | 416 |
| 14. | Mississippi State | 398 |
| 15. | Stanford | 371 |
| 16. | Kentucky | 272 |
| 17. | Oklahoma State | 226 |
| 18. | Miami (FL) | 215 |
| 19. | South Florida | 174 |
| 20. | Oklahoma | 173 |
| 21. | DePaul | 147 |
| 22. | Florida | 136 |
| 23. | Syracuse | 74 |
| 24. | Tennessee | 63 |
| 25. | Michigan State | 58 |

USA TODAY Coaches Poll Feb. 15 - Week 15

| | | |
|-----|-------------------------|-----|
| 1. | UConn (32) | 800 |
| 2. | South Carolina | 755 |
| 3. | Notre Dame | 749 |
| 4. | Baylor | 704 |
| 5. | Ohio State | 659 |
| 6. | Maryland | 618 |
| 7. | Texas | 6-5 |
| 8. | Oregon State | 601 |
| 9. | Florida State | 529 |
| 10. | Arizona State | 521 |
| 11. | Louisville | 470 |
| 12. | Texas A&M | 443 |
| 13. | Mississippi State | 396 |
| 14. | UCLA | 359 |
| 15. | Stanford | 337 |
| 16. | Kentucky | 284 |
| 17. | Miami (FL) | 281 |
| 18. | Syracuse | 196 |
| 19. | DePaul | 185 |
| 20. | South Florida | 176 |
| 21. | Oklahoma | 128 |
| 22. | Michigan State | 121 |
| 23. | Duquesne | 106 |
| 24. | Oklahoma State | 81 |
| 25. | Florida | |

COLEY EARNS BIG RECOGNITION

- Sophomore Chase Coley was named to the Big Ten Player of the Week Honor Roll for the first time in her career on Feb. 1 after wins over Michigan and Northwestern.
- Coley led the Hawkeyes offensively in each contest, posting 21 points against the Wolverines and 19 points against the Wildcats. She added 10 rebounds to her line against Michigan to earn her third career double-double.
- On the week, Coley shot .789 (15-of-19) from the field and .833 (10-of-12) from the charity stripe.
- The Minneapolis, Minnesota, native also tallied five assists and three blocks in the two-game stretch.

CALL ON ME

- Junior Ally Disterhoft, a preseason All-Big Ten selection by league coaches, has been a consistent force for the Hawkeyes all season.
- Disterhoft, who averages 36.1 minutes per contest, is fourth in the conference and 11th nationally with 938 minutes played this season.
- The 6-0 forward paces Iowa in points per game (17.0), and is third in rebounds per game (5.6), assists per game (2.8), and steals per game (1.0).
- She has scored double figures in every game of the season and in 71 of her 77 career starts.
- The Iowa City, Iowa, native has led Iowa in scoring in 12 of 26 games this season, scoring 20 points or more in eight contests.
- Disterhoft owns a .529 field goal percentage, a .359 three-point field goal percentage, and a .727 free throw percentage.
- She ranks 14th all-time in three-point field goals made (101), 15th all-time in scoring (1,420 career points), and 18th all-time in rebounding (575 career rebounds) in Iowa women's basketball history. Disterhoft is the 34th player in program history to surpass the 1,000 career point threshold.

FEELING AT HOME

- Sophomore Whitney Jennings compiled the best offensive game of her career at Indiana on Feb. 4, netting a career-high 22 points in her home state. The Hawkeyes dropped a 79-74 decision to Indiana despite her efforts.
- The Logansport, Indiana, native knocked down 9-of-17 field goals (.529) and sunk 3-of-7 three-point field goals (.429) in front of family and friends.
- She also matched her career-high for the second straight game with two blocks, and added two rebounds, two assists, and one steal to her line in 38 minutes played.
- Jennings was named Miss Indiana Basketball as a senior in 2013-14, and has played in every game of her Hawkeye career (59) with 54 career starts at point guard.

HAWKEYES SOAR PAST WILDCATS

- Iowa earned a road win at Northwestern, 79-64, on Jan. 31. The Wildcats were ranked as high as No. 12 this season.
- Five Hawkeyes scored in double figures, including sophomore Chase Coley (19), junior Ally Disterhoft (18), freshman Megan Gustafson (15), sophomore Whitney Jennings (11) and freshman Tania Davis (11). It is the third game of the season in which five Hawkeyes reached double figures in scoring.
- Gustafson recorded her second consecutive double-double with 15 points and a career high 13 rebounds. It is the second double-double of her career.
- Junior Alexa Kastanek came off the bench to lead the Hawkeyes in assists with six, pull down four rebounds, and net three points in 21 minutes.

BACK ON TRACK VS. MICHIGAN

- The Hawkeyes topped Michigan, 85-69, on their home court on Jan. 28 to end a three-game losing streak.
- Iowa's 85 points is a team high in Big Ten play. The last time the Hawkeyes scored over 80 points was on Dec. 22 against Drake (89 points).
- Freshman Megan Gustafson recorded her first career double-double with 10 points and 12 rebounds, while sophomore Chase Coley posted the third of her career with 21 points and 10 rebounds.
- Freshman Tania Davis set a career high in points with 18, and added five assists and her first career block to her line.
- Junior Ally Disterhoft also reached double figures with 16 points. She has scored in double figures every game this season and in 67 of 73 career starts.
- The squad posted 21 assists to 12 turnovers.
- The Hawkeyes matched a season best with seven blocks in the contest.
- The Iowa bench outscored Michigan reserves, 33-6.

HAWKEYES HOLD OFF BADGERS

- The Hawkeyes held off of a fourth quarter surge to record a road win at Wisconsin, 57-54, on Jan. 13.
- Ally Disterhoft led the team in scoring with 18 points, hitting 8-of-9 field goals. Whitney Jennings joined her in double figures with 11 points.
- Christina Buttenham came off the bench to match her career-high and pace the Hawkeyes in rebounds with six, four offensive and two defensive.
- Iowa outrebounded the Badgers, 36-28.
- Depth made a difference for the Hawkeyes, as their bench outscored the Badger reserves, 12-2.



HOT SHOOTING HAWKS TOP RUTGERS

- Iowa shot a season-high 54.5 percent to earn its second consecutive conference win over Rutgers on Jan. 4.
- Four Hawkeyes scored in double figures, including Alexa Kastanek (20), Ally Disterhoft (15), Chase Coley (10) and Whitney Jennings (10). Iowa outrebounded the Scarlet Knights, 34-31, in the contest.
- Kastanek sunk five three-pointers, one from tying her career-high, to lead the Hawkeyes offensively.
- Megan Gustafson came off the bench for three blocks, six points, and a team-high six rebounds in her 20 minutes. She has blocked three or more shots in seven of 25 games of her freshman season.

DISTERHOFT MAKES HISTORY

Junior Ally Disterhoft became the 34th player in Iowa women's basketball history to reach the 1,000 career points mark. The Iowa City, Iowa, native scored 20 points in season-opening action against North Dakota and surpassed the 1,000-point threshold with 11 points against UT Martin on Nov. 15.

B1G OPENER. BIG SUCCESS

- Iowa opened its Big Ten Conference slate on the road with a win at Nebraska, 74-68, on Dec. 31. It is the lone matchup against the Huskers this season.
- The Hawkeyes have won four consecutive games against the Huskers, dating back the 2014-15 season when Iowa topped Nebraska three times.
- Iowa dominated the boards in the contest, outrebounding Nebraska, 51-29.
- Iowa shot 45.6% from field goal range, 35% from three-point land, and 78.9% from the charity stripe in the win.
- Three Hawkeyes scored in double figures, led by junior Ally Disterhoft who netted 17 points. She added 11 rebounds for her first double-double of the year.
- Sophomore Chase Coley and Lincoln, Nebraska, native junior Alexa Kastanek scored 16 and 13 points, respectively.

A QUALITY NONCONFERENCE START

- Iowa compiled a 10-2 record in nonconference action, facing challenging opponents at home and on the road to prepare for Big Ten play.
- The Hawkeyes won seven of 12 nonconference games by 10 or more points.
- In the first 12 games, Iowa outscored, outrebounded, outassisted, and outblocked its opponents.
- The Hawkeyes own a .440 field goal percentage, .771 free throw percentage, and .309 three-point field goal percentage in nonconference action.
- Iowa had four or more players score in double figures in seven of the 12 nonconference games played. A season-high six scored in double figures for the Hawkeyes against Drake on Dec. 22, including Ally Disterhoft (20), Megan Gustafson (16), Whitney Jennings (15), Alexa Kastanek (15), Chase Coley (11), and Tania Davis (10).

DISTERHOFT EARNS B1G HONOR ROLL RECOGNITION... AGAIN

- Junior Ally Disterhoft was named to the Big Ten Player of the Week Honor Roll on Dec. 28, after helping Iowa defeat intrastate rival Drake, 89-76.
- The 6-0 forward scored a team-high 20 points, tied for the team lead with seven rebounds, and dished out four assists against the Bulldogs. She has scored 20 points or more in six games through 24 contests this season.
- The Iowa City, Iowa native, hit 6-of-9 field goals, including a 3-of-6 performance from beyond the arc in the game.
- She has scored in double figures in all 24 games this season and in 69 of 75 career starts.
- Disterhoft was also named to the Big Ten Honor Roll on Dec. 7, after guiding the Hawkeyes to a pair of wins at Virginia and against Robert Morris.

DISTERHOFT NAMED TO WBCA ALL STATE GOOD WORKS TEAM

- Junior Ally Disterhoft was named to the 2016 WBCA Allstate Good Works Team on Dec. 2.
- Student-athletes are recognized for making outstanding contributions in the areas of volunteerism and civic involvement, and for their leadership on and off the court.
- Disterhoft was nominated for raising helmet awareness for moped riders in the Iowa City area and has a close connection to Live Like Line (#LLL) cause.

2016 Recruiting Class

Bre Cera (Mukwonago, Wisconsin), Makenzie Meyer (Mason City, Iowa), Amanda Ollinger (Cedar Rapids, Iowa), and Alexis Sevillian (Goodrich, Michigan) have inked National Letters of Intent to play basketball at the University of Iowa. UI head coach Lisa Bluder announced on Nov. 11. The class of four is ranked 18th nationally by Blue Star Basketball.

"We are excited about our 2016 recruiting class," Bluder said. "We have signed four tremendous athletes that also succeed academically and are all-around great young women. They will be wonderful additions to our Hawkeye family."

Cera, a 5-10 guard from Mukwonago High School in Mukwonago, Wisconsin, is a Blue Star Basketball Top 300 recruit, ranking as the 83rd-best prospect nationally.

The two-time first team all-state honoree has helped Mukwonago to a trio of top three conference finishes in her high school career, including a conference championship in the 2012-13 season. Cera guided her team to a state runner-up finish that year as a freshman, a semifinal appearance at state as a sophomore, and a regional berth as a junior. The two-time team captain has been named first team all-conference, first team all-area, and first team all-county in consecutive seasons.

Cera became Mukwonago's all-time leading scorer in February of her junior season. She averaged 17 points, five rebounds, three assists, and two steals per game that year. As a sophomore, Cera surpassed the 1,000 career points mark, was named Milwaukee Journal-Sentinel prep athlete of the week, and averaged 14 points, four rebounds, three assists, and two steals per game. She also owns the school record for points in a game with 37.

"Bre is a terrific defensive player, a hard worker, and unbelievable competitor," Bluder said. "She makes her presence known on both ends of the court. Bre is a great athlete who has the versatility to play a variety of positions on the floor."

Meyer, a 5-10 guard from Mason City High School in Mason City, Iowa, is an ESPN HoopGurlz Top 100 recruit, ranking as the 83rd-best prospect nationally and the 23rd-best point guard.

The two-year captain, only the fifth player in Mason City history to join the 1,000 career point club, helped her team to state quarterfinals in 2015 and semifinals in 2013 at the 5A level, and a trio of conference co-championships. As a junior, Meyer averaged 20.5 points, 6.8 rebounds, 3.2 assists, and 2.3 steals per game. She was named first team all-conference, first team all-district, first team all-state, and to the Sports Spotlight Iowa High School Girls Basketball All State Team.

Meyer, the school record holder for points scored in a game with 36, garnered first team all-district, first team all-state, and Mason City Globe Gazette Player of the Year honors as a sophomore. The National Honors Society member also excels academically, earning Principle List and academic all-conference recognition.

"Makenzie has the opportunity to play the point or the off guard for us," Bluder said. "She controls the tempo, but also has a scorer's mentality. Makenzie was our first commitment from this class and got the ball rolling for us. She is a great player who has consistently competed at the highest level, not only within the state of Iowa, but nationally. We are excited to have another native Iowan in Makenzie."

Ollinger, a 6-1 forward from Linn-Mar High School in Cedar Rapids, Iowa, is an ESPN HoopGurlz Top 100 recruit, ranking as the 90th-best player overall and 18th-best forward.

The two-time second team all-state and three-time all-metro and all-conference honoree most recently helped Linn-Mar to a runner-up conference finish, averaging 12.3 points, 4.8 rebounds, and 1.1 blocks per game as a junior. She also earned the team's top free throw percentage award, and is only the second player in program history to net six three-pointers in a game (joining Linn-Mar and Hawkeye women's basketball alum Jaime Printy).

As a sophomore, Ollinger averaged 18.6 points, 7.2 rebounds, and 2.3 blocks per game. She is also a standout volleyball player, who led the state in kills, kills per set, and kills in a season at the 5A level. The two-time team captain is a two-time all-state volleyball honoree.

"She is an all-around athlete that can play either forward position for us," Bluder said. "Amanda is an excellent rebounder, but can also nail the open three. She runs the floor so well for a player her size and will beat people guarding her down the court or off the bounce. It's great to have another Iowa player on our roster, especially one from so close to Iowa City."

Sevillian, a 5-6 guard from Goodrich High School in Goodrich, Michigan, is a Blue Star Basketball Top 300 recruit, ranking as the 91st-best prospect nationally. She has a familiar face on the Hawkeye roster in freshman Tania Davis, also a Goodrich graduate.

The two-time all-state, all-area, and all-conference honoree has guided Goodrich to three consecutive conference championships, two district and regional championships, and a state championship in 2013. As a junior, Sevillian started every game, registered 422 points, 94 rebounds, 62 steals, and 60 assists, and led her team to state semifinals and a 23-2 final record. She tallied 304 points in her sophomore season, helping Goodrich to a 22-3 mark.

Sevillian, a preseason all-state and Miss Michigan Basketball candidate, is a National Honor Society member. She also excels in track and field and was named an All-American in the shot put after placing third nationally in the event.

"Alexis is a great defensive player, who can also shoot the three. She has a tremendous work ethic and competes all the time. Her older sister, Keke, currently plays basketball at Penn State, so she knows Big Ten basketball."

| Name | Pos. | Ht. | Hometown |
|------------------|-------------|------------|----------------------|
| Bre Cera | G | 5-10 | Mukwonago, Wisconsin |
| Makenzie Meyer | G | 5-10 | Mason City, Iowa |
| Amanda Ollinger | F | 6-1 | Cedar Rapids, Iowa |
| Alexis Sevillian | G | 5-6 | Goodrich, Michigan |



Career Scoring in Iowa History

| Rank.. | No.. | Player | Years |
|--------|------|-------------------|------------|
| 3 | 1841 | Jaime Printy | 10-13 |
| 4 | 1821 | Michelle Edwards | 84-88 |
| 5 | 1762 | Jennie Lillis | 00-04 |
| 6 | 1742 | Franthea Price | 89-90 |
| 7 | 1606 | Toni Foster | 89-93 |
| 8 | 1598 | Tangela Smith | 94-98 |
| 9 | 1582 | Morgan Johnson | 10-13 |
| 10 | 1546 | Samantha Logic | 12-15 |
| 11 | 1483 | Kamille Wahlin | 09-12 |
| 12 | 1480 | Melissa Dixon | 12-15 |
| 13 | 1455 | Kristi Smith | 05-09 |
| 14 | 1439 | Megan Skouby | 05-09 |
| 15 | 1420 | Ally Disterhoft | 14-present |
| 16 | 1353 | Bethany Doolittle | 12-15 |

Career Rebounding in Iowa History

| Rank.. | No.. | Player | Years |
|--------|------|-------------------|------------|
| 15 | 650 | Bethany Doolittle | 12-15 |
| 16 | 615 | Kachine Alexander | 08-11 |
| 17 | 614 | Lynn Kennedy | 83-87 |
| 18 | 575 | Ally Disterhoft | 14-present |
| 19 | 570 | Johanna Solverson | 02-05, 08 |
| 20 | 564 | Necole Tunsil | 90-94 |
| 21 | 561 | Kelly Krei | 09-12 |
| 22 | 536 | Kim Howard | 78-82 |

Career 3-Pointers Made in Iowa History

| Rank.. | No.. | Player | Years |
|--------|------|-------------------|------------|
| 9 | 138 | Kristi Faulkner | 01-04 |
| 10 | 125 | Johanna Solverson | 02-05, 08 |
| 11 | 118 | Nadine Domond | 94-98 |
| 12 | 116 | Crystal Smith | 02-06 |
| 13 | 108 | Jenna Armstrong | 01-05 |
| 14 | 101 | Ally Disterhoft | 14-present |
| 15 | 97 | Franthea Price | 87-90 |

Freshmen Block Totals in Iowa History

| Rank.. | No.. | Player | Year |
|--------|------|-------------------|-------|
| 1 | 79 | Morgan Johnson | 90-10 |
| 2 | 73 | Tangela Smith | 94-95 |
| 3 | 47 | Megan Skouby | 05-06 |
| 4 | 42 | Megan Gustafson | 15-16 |
| 5 | 22 | Jennie Lillis | 00-01 |
| 6 | 19 | Bethany Doolittle | 11-12 |
| 7 | 18 | Toni Foster | 89-90 |

DISTERHOFT EARNS PRESEASON HONOR

Junior forward Ally Disterhoft was named a preseason All-Big Ten honoree by league coaches. The two-year starter and team-elected co-captain, was a second team All-Big Ten selection in 2015, and an honorable mention All-Big Ten honoree, Big Ten All-Freshman Team member, and Big Ten All-Tournament Team selection in 2014.

The Iowa City, Iowa, native entered the season 34th all-time in scoring at Iowa with 977 career points. Disterhoft -- the only sophomore to be named a CoSIDA Capital One Academic All-American in 2014-15 -- led the Hawkeyes in points (503) and points per game (14.8) last season.

HAWKEYES IN BIG TEN PLAY

Iowa head coach Lisa Bluder is a three-time Big Ten Coach of the Year (2001, 2008 and 2010). She has guided Iowa to 11 upper-division finishes in the Big Ten in 15 seasons. Iowa won a share of the Big Ten regular season championship in 2008 and finished in a three-way tie for second in 2009. The Hawkeyes clinched a share of the title in 2008 with a win at Wisconsin in the regular season finale (March 2, 2008). In conference games alone, Bluder owns a 157-105 (.600) record at Iowa. Since the 2008 season, Iowa has finished first once, second three times, third twice, fourth once, and seventh once. Iowa finished second in the inaugural 14-team league in 2015.

2 TOURNAMENTS, 2 TEAM TROPHIES

- The Hawkeyes have taken home the hardware in every tournament so far this season, beginning with the Hawkeye Challenge, Nov. 13-15, and continuing at the Lone Star Showcase, Nov. 26-28.

- Iowa topped North Dakota and UT Martin at its annual tournament in Iowa City opening weekend to secure its first team championship with a 2-0 record.

- Ally Disterhoft (MVP), Kali Peschel, and Megan Gustafson earned Hawkeye Challenge All-Tournament team accolades.

- The Hawkeyes edged out the competition in their bracket at the Lone Star Showcase over Thanksgiving break. The squad recorded wins over Wright State and Houston, but fell to No. 23 George Washington in double overtime.

- Iowa and George Washington both posted 2-1 records, but the Hawkeyes earned the team title by the margin of victory tie breaker.

ACADEMIC PROWESS

- Iowa was the only program to have two Capital One Academic All-Americans, Ally Disterhoft and Samantha Logic, in 2014-15. There were 15 total honorees.

- Disterhoft was the only sophomore in the country to earn Capital One Academic All-American honors.

- Seven Hawkeyes, Disterhoft, Bethany Doolittle, Alexa Kastanek, Samantha Logic, Kali Peschel, Kathryn Reynolds, and Hailey Schneden, earned Academic All-Big Ten recognition following the 2014-15 season.

- To be eligible for Academic All-Big Ten, student-athletes must be letterwinners and be in at least their second academic year at the institution. They must also carry a cumulative grade point average of 3.0 or better.

#REDWHITENBLUDER

Sixteenth-year UI head coach Lisa Bluder took her talents to the international stage as head coach of the U.S. Pan American Women's Basketball Team in 2015. She guided the Red, White, and Blue to four consecutive wins in four days to reach the gold medal contest, where Team USA ultimately fell to the Pan American Games host in Canada in day five of competition. It marked the 14th medal all-time (seven gold, five silver, two bronze) for the U.S. and the second for Bluder, who earned a gold medal with the team as an assistant coach at the World University Games in 2001.

UP NEXT

Iowa hosts Indiana inside Carver-Hawkeye Arena on Sunday, Feb. 21 at 2 p.m. (CT).

Statistical Matchup: Iowa vs. Purdue

| IOWA | ALL GAMES | PURDUE | Series |
|-------------|-------------------|------------|--|
| 15-11 (5-9) | RECORD | 16-9 (7-7) | Purdue leads, 36-31 |
| 74.0 | POINTS/GAME | 68.4 | In Iowa City |
| 71.2 | OPP POINTS/GAME | 62.2 | Iowa leads, 18-10 |
| .445 | FG% | .426 | Last 5 Years |
| .419 | OPP FG% | .404 | 2015-16 at PU, L 73-90 |
| .317 | 3-PT FG% | .346 | 2014-15 at PU, W 73-59 |
| .333 | OPP 3-PT FG% | .307 | 2013-14 at Big Ten Tournament, W 87-80 |
| .731 | FT% | .742 | 2013-14 at PU, L 73-74 |
| 39.1 | REBOUNDS/GAME | 36.4 | 2012-13 at PU, W 72-52 |
| 37.1 | OPP REBOUNDS/GAME | 34.5 | 2012-13 at Iowa, W 62-46 |
| 15.4 | ASSISTS/GAME | 16.0 | 2011-12 at Iowa, W 59-42 |
| 14.2 | TURNOVERS/GAME | 14.4 | 2011-12 at PU, L 55-57 |
| -2.3 | A/T RATIO | +3.0 | |
| 6.0 | STEALS/GAME | 9.2 | |
| 4.2 | BLOCKS/GAME | 4.8 | |





IOWA BASKETBALL

2015-16 Roster



#1
Alexa Kastanek
Junior
Guard



#2
Ally Disterhoft
Junior
Guard



#3
Claire Till
Senior
Forward



#4
Chase Coley
Sophomore
Center



#10
Megan Gustafson
Freshman
Center




#11
Tania Davis
Freshman
Guard



#15
Whitney Jennings
Sophomore
Guard



#21
Hannah Stewart
Freshman
Forward



#23
Christina Buttenham
Sophomore
Forward




#24
Tagyn Larson
Freshman
Forward



#25
Kali Peschel
Senior
Forward



#34
Carly Mohns
Sophomore
Forward



#40
Hailey Schneden
Junior
Forward



#45
Nicole Smith
Senior
Center



Lisa Bluder
Head Coach



Jan Jensen
Associate
Head Coach




Jenni Fitzgerald
Assistant Coach



Lacey Goldwire
Assistant Coach



**Abby (Emmert)
Stamp**
Director of Operations



Sean Sullivan
Video
Coordinator





IOWA BASKETBALL

PLAYER BIOS

24 NCAA Tournaments • 6 Sweet Sixteens • 3 Elite Eights • 1993 NCAA Final Four • 11 Big Ten Titles

Alexa Kastanek



Guard • 5-10 • Junior
Lincoln, Neb.
Southeast

2015-16... Has played every game for Iowa this season (26) with 19 starts, the first starts of her career... leads Iowa in three point shots made (51), averaging 2.0 per game... netted 15 points and dished out two assists against Ohio State (Feb. 11)... registered a steal and a rebound at Indiana (Feb. 4)... dished out six assists and blocked a shot at Northwestern (Jan. 31)... netted seven points and dished out two assists in Iowa's win over Michigan (Jan. 28)... registered eight points and two assists against Penn State (Jan. 20)... scored the first five points of the second half for Iowa against Maryland (Jan. 10)... tied a career-high with 7 rebounds and compiled nine points and four assists at Michigan (Jan. 7)... scored 20 points with three steals against Rutgers (Jan. 4)... scored 13 points with two steals in Iowa's Big Ten opening win at Nebraska (Dec. 31)... recorded career-highs for field goal attempts (14), three-point field goal attempts (12) and assists (7) against Drake (Dec. 22)... netted 22 points at Virginia (Dec. 2), tying her career-high... made a career-high 8 field goals at Virginia (Dec. 2)... scored Iowa's first 12 points

2015-16 Game-by-Game

| | | | | Total | | 3-Pointers | | Free throws | | Rebounds | | | | | | | | | | |
|----------------------|----------|----|-----|--------|--------|------------|--------|-------------|-------|----------|-----|-----|-----|-----|----|-----|-----|-----|-----|------|
| Opponent | Date | gs | min | fg-fga | pct | 3fg-fga | pct | ft-fa | pct | off | def | tot | avg | pf | a | t/o | blk | stl | pts | avg |
| NORTH DAKOTA | 11/13/15 | * | 13 | 1-5 | .200 | 1-3 | .333 | 0-0 | .000 | 0 | 0 | 0 | 0.0 | 4 | 1 | 1 | 0 | 1 | 3 | 3.0 |
| UT MARTIN | 11/15/15 | * | 28 | 3-6 | .500 | 3-6 | .500 | 2-2 | 1.000 | 0 | 0 | 0 | 0.0 | 1 | 1 | 1 | 0 | 0 | 11 | 7.0 |
| WESTERN ILLINOIS | 11/19/15 | * | 29 | 4-11 | .364 | 2-8 | .250 | 3-3 | 1.000 | 0 | 5 | 5 | 1.7 | 1 | 5 | 4 | 0 | 5 | 13 | 9.0 |
| at UNI | 11/22/15 | * | 28 | 8-8 | 1.000 | 4-4 | 1.000 | 2-5 | .400 | 0 | 2 | 2 | 1.8 | 2 | 2 | 6 | 0 | 1 | 22 | 12.3 |
| vs Wright State | 11/26/15 | * | 26 | 6-12 | .500 | 6-9 | .667 | 0-0 | .000 | 0 | 3 | 3 | 2.0 | 4 | 1 | 2 | 0 | 1 | 18 | 13.4 |
| vs George Washington | 11/27/15 | * | 39 | 2-12 | .167 | 0-5 | .000 | 2-2 | 1.000 | 1 | 3 | 4 | 2.3 | 3 | 3 | 2 | 0 | 0 | 6 | 12.2 |
| vs Houston | 11/28/15 | * | 26 | 4-9 | .444 | 3-6 | .500 | 2-3 | .667 | 1 | 4 | 5 | 2.7 | 1 | 3 | 3 | 1 | 2 | 13 | 12.3 |
| at Virginia | 12/02/15 | * | 21 | 8-11 | .727 | 4-7 | .571 | 2-2 | 1.000 | 0 | 0 | 0 | 2.4 | 5 | 0 | 0 | 0 | 2 | 22 | 13.5 |
| ROBERT MORRIS | 12/6/15 | * | 19 | 1-4 | .250 | 1-3 | .333 | 0-0 | .000 | 0 | 1 | 1 | 2.2 | 1 | 3 | 2 | 0 | 1 | 3 | 12.3 |
| at Iowa State | 12-11-15 | * | 29 | 4-10 | .400 | 3-6 | .500 | 3-3 | 1.000 | 0 | 4 | 4 | 2.4 | 4 | 1 | 2 | 0 | 2 | 14 | 12.5 |
| BRADLEY | 12/19/15 | * | 25 | 4-13 | .308 | 1-7 | .143 | 2-2 | 1.000 | 1 | 3 | 4 | 2.5 | 0 | 3 | 3 | 0 | 1 | 11 | 12.4 |
| DRAKE | 12/22/15 | * | 35 | 5-14 | .357 | 3-12 | .250 | 2-4 | .500 | 1 | 4 | 5 | 2.8 | 3 | 7 | 5 | 0 | 2 | 15 | 12.6 |
| at Nebraska | 12/31/15 | * | 33 | 5-8 | .625 | 2-5 | .400 | 1-2 | .500 | 0 | 3 | 3 | 2.8 | 3 | 0 | 2 | 0 | 2 | 13 | 12.6 |
| RUTGERS | 1/4/16 | * | 36 | 5-11 | .455 | 5-10 | .500 | 5-8 | .625 | 0 | 2 | 2 | 2.7 | 0 | 3 | 5 | 0 | 3 | 20 | 13.1 |
| at Michigan | 01/07/16 | * | 28 | 3-8 | .375 | 3-8 | .375 | 0-0 | .000 | 0 | 7 | 7 | 3.0 | 1 | 4 | 5 | 0 | 0 | 9 | 12.9 |
| MARYLAND | 1/10/16 | * | 23 | 1-7 | .143 | 1-6 | .167 | 2-2 | 1.000 | 0 | 0 | 0 | 2.8 | 3 | 3 | 4 | 0 | 1 | 5 | 12.4 |
| at Wisconsin | 01/13/16 | * | 24 | 1-6 | .167 | 1-6 | .167 | 0-0 | .000 | 0 | 1 | 1 | 2.7 | 4 | 3 | 4 | 0 | 1 | 3 | 11.8 |
| at Michigan State | 01/16/16 | * | 14 | 2-4 | .500 | 0-2 | .000 | 0-0 | .000 | 1 | 3 | 4 | 2.8 | 3 | 1 | 2 | 0 | 0 | 4 | 11.4 |
| PENN STATE | 1/20/16 | * | 26 | 2-10 | .200 | 1-8 | .125 | 3-3 | 1.000 | 0 | 1 | 1 | 2.7 | 2 | 2 | 2 | 0 | 0 | 8 | 11.2 |
| at Purdue | 1/24/16 | | 18 | 1-3 | .333 | 1-2 | .500 | 0-0 | .000 | 0 | 0 | 0 | 2.6 | 0 | 2 | 3 | 0 | 0 | 3 | 10.8 |
| MICHIGAN | 1/28/16 | | 17 | 3-6 | .500 | 1-4 | .250 | 0-0 | .000 | 0 | 1 | 1 | 2.5 | 0 | 2 | 1 | 0 | 0 | 7 | 10.6 |
| at Northwestern | 01/31/16 | | 21 | 1-3 | .333 | 1-3 | .333 | 0-0 | .000 | 0 | 4 | 4 | 2.5 | 4 | 6 | 1 | 1 | 1 | 3 | 10.3 |
| at Indiana | 2/4/16 | | 15 | 0-2 | .000 | 0-0 | .000 | 0-0 | .000 | 0 | 1 | 1 | 2.5 | 2 | 0 | 0 | 0 | 1 | 0 | 9.8 |
| MICHIGAN STATE | 2/7/16 | | 3 | 0-0 | .000 | 0-0 | .000 | 0-0 | .000 | 0 | 0 | 0 | 2.4 | 2 | 0 | 1 | 0 | 0 | 0 | 9.4 |
| OHIO STATE | 2/11/16 | | 18 | 4-9 | .444 | 4-6 | .667 | 3-4 | .750 | 0 | 0 | 0 | 2.3 | 0 | 2 | 2 | 0 | 0 | 15 | 9.6 |
| at Minnesota | 02/15/16 | | 7 | 0-2 | .000 | 0-2 | .000 | 0-0 | .000 | 0 | 0 | 0 | 2.2 | 0 | 1 | 2 | 0 | 0 | 0 | 9.3 |
| Totals | | | 19 | 601 | 78-194 | .402 | 51-138 | .370 | 34-45 | .756 | 5 | 52 | 57 | 2.2 | 53 | 65 | 2 | 27 | 241 | 9.3 |

Games played: 26
Minutes/game: 23.1
Points/game: 9.3
FG Pct: 40.2
3FG Pct: 37.0
FT Pct: 75.6

Rebounds/game: 2.2
Assists/game: 2.3
Turnovers/game: 2.5
Assist/turnover ratio: 0.9
Steals/game: 1.0
Blocks/game: 0.1

in the second half against Virginia (Dec. 2)... netted a career-best six 3-pointers against Wright State (Nov. 26)... tallied career-highs for field goal attempts (12) and 3-point field goal attempts (9) against Wright State (Nov. 26)... tied her career-high for blocks in win over Houston (Nov. 28)... was a perfect 8-for-8 from the floor, tying Iowa's single game field goal percentage record (1.000), and posted career-high numbers in points (22) and three-pointers made (4) against UNI (Nov. 22)... played a career-high 29 minutes and tallied career-highs in points (13), field goal attempts (11), 3-point field goal attempts (8) and steals (5) in win over Western Illinois (Nov. 19)... matched her career-high in assists (5) against Western Illinois (Nov. 19)... played a career-high 28 minutes and matched her career-high with three, 3-pointers against UT Martin (Nov. 15).

2014-15... Competed in 32-of-34 games... netted eight points at No. 5 Maryland... scored a season-high 10 points in win over USC Upstate (Nov. 14)... dished out a season best four assists in victory at Northwestern (Jan. 29)... Academic All-Big Ten honoree.

Personal Bests

Points: 22, 2x, last at Virginia (12/2/15)
Rebounds: 7, 2x, last at Michigan (1/7/16)
FGM: 8, 2x, last at Virginia (12/2/15)
FGA: 14 vs. Drake (12/22/15)
3-pt FG: 6 vs. Wright State (11/26/15)
3-pt FGA: 12 vs. Drake (12/22/15)
FTM: 5 vs. Rutgers (1/4/16)
FTA: 8 vs. Rutgers (1/4/16)
Assists: 7 vs. Drake (12/22/15)
Steals: 5 vs. Western Illinois (11/19/15)
Blocks: 1, 6x, last at Northwestern (1/31/16)
Minutes: 39 vs. George Washington (11/27/15)

| Season | gp-gs | min/avg | fg-fga | pct | fg-fga | pct | ft-fa | pct | off | def | tot | avg | pf | fo | ast | to | blk | stl | pts | avg |
|---------|-------|-----------|---------|------|--------|------|--------|------|-----|-----|-----|-----|-----|----|-----|-----|-----|-----|-----|-----|
| 2013-14 | 34-0 | 433/12.7 | 50-136 | .368 | 20-71 | .282 | 20-34 | .588 | 5 | 32 | 37 | 1.1 | 50 | 0 | 48 | 40 | 2 | 26 | 140 | 4.1 |
| 2014-15 | 32-0 | 263/8.2 | 25-73 | .342 | 10-28 | .357 | 17-24 | .708 | 7 | 28 | 35 | 1.1 | 30 | 0 | 27 | 20 | 2 | 13 | 77 | 2.4 |
| 2015-16 | 26-19 | 601/23.1 | 78-194 | .402 | 51-138 | .370 | 34-45 | .756 | 5 | 52 | 57 | 2.2 | 53 | 1 | 59 | 65 | 2 | 27 | 241 | 9.3 |
| TOTAL | 92-19 | 1297/14.1 | 153-403 | .380 | 81-237 | .342 | 71-103 | .689 | 17 | 112 | 129 | 1.4 | 133 | 1 | 134 | 125 | 6 | 66 | 458 | 5.0 |





IOWA BASKETBALL

PLAYER BIOS

24 NCAA Tournaments • 6 Sweet Sixteens • 3 Elite Eights • 1993 NCAA Final Four • 11 Big Ten Titles

Ally Disterhoft



Guard • 6-0 • Junior
Iowa City, Iowa
West

2015-16... Team elected co-captain... has started every game for the Hawkeyes (26)... named to the Big Ten Honor Roll on Dec. 7 and again on Dec. 28... leads Iowa in points per game (17.0) through 26 games... has played in 96 career games with 77 consecutive starts... has scored in double figures in 71-of-77 career starts... ranks 14th on Iowa's career three-point field goals made list (101), 15th on the career scoring list (1,420) and 18th on the career rebounding list (575)... scored 20 points, pulled down five rebounds and blocked a shot at Minnesota (Feb. 15)... netted 20 points and dished out five assists against Ohio State (Feb. 11)... scored 17 points, pulled down 7 rebounds and dished out three assists against Michigan State (Feb. 7)... netted 20 points, blocked two shots and recorded two steals at Indiana (Feb. 4)... scored 18 points and pulled down five rebounds at Northwestern (Jan. 31)... netted 16 points, pulled down five rebounds, dished out three assists and registered two steals in Iowa's win over Michigan (Jan. 28)... scored 21 points, posted four rebounds, blocked two shots, and recorded two steals at Purdue (Jan. 24)... registered 13 points, seven rebounds and blocked two shots against Penn State (Jan. 20)... scored 13 points, recorded a team-high seven rebounds, and dished out two assists at Michigan State (Jan. 16)... sunk 8-of-9 field goal attempts to score 18 points at Wisconsin (Jan. 13), also tallied two steals and a block... netted 14 points with seven rebounds and one assist against Maryland (Jan. 10)... scored 14 points with five rebounds and three assists at Michigan (Jan. 7)... scored 15 points, dished out four assists, pulled down three rebounds, and blocked two shots to help Iowa top Rutgers (Jan. 4)... posted her first double-double of the season and the sixth of her career

with 17 points and 11 rebounds at Nebraska (Dec. 31)... scored 20 points, pulled down seven rebounds, and dished out four assists to help Iowa defeat Drake on Dec. 22... netted a career-high 26 points at Iowa State (Dec. 11)... registered career-highs for free throw attempts (12), steals (4) and blocks (3) at Iowa State (Dec. 11)... tallied a career-high 19 field goal attempts and added a season-high with 21 points against Western Illinois (Nov. 19)... surpassed the 1,000 career point mark with a layup in the second quarter against UT Martin (Nov. 15), becoming the 34th player in Iowa women's basketball history to reach the milestone... named to the Hawkeye Challenge All-Tournament Team (MVP)... reached double figures and led the team in scoring with 20 points in Iowa's win over North Dakota (Nov. 13)... 2016 WBCA Allstate Good Works Team honoree for her efforts in the community raising helmet awareness for moped riders... named November female student-athlete of the month by UI Athletics Academics Services on Dec. 7... preseason All-Big Ten pick by league coaches.

2014-15... Second team All-Big Ten honoree... Capital One Academic All-American (only sophomore nationally to earn the accolade)... Academic All-Big Ten honoree... started the last 51 games (last 17 of last year; all 34 this season)... scored in double figures in 45-of-51 career starts; Iowa is 39-12 when she starts... tied for first on the team and 13th in the conference in scoring (14.8)... 12th in the Big Ten in free throw shooting (78.3%)... scored in double figures in 23 of the last 26 contests... Iowa's leading scorer in First Round NCAA Tournament victory (18 points)... registered her second double-double of the

2015-16 Game-by-Game

| Opponent | Date | gs | min | Total | | 3-Pointers | | Free throws | | Rebounds | | | | pf | a | t/o | blk | stl | pts | avg | |
|----------------------|----------|----|-----|--------|---------|------------|-------|-------------|---------|----------|-----|-----|-----|-----|----|-----|-----|-----|-----|------|------|
| | | | | fg-fga | pct | 3fg-fga | pct | ft-fa | pct | off | def | tot | avg | | | | | | | | |
| NORTH DAKOTA | 11/13/15 | * | 30 | 7-13 | .538 | 2-2 | 1.000 | 4-4 | 1.000 | 2 | 1 | 3 | 3.0 | 2 | 5 | 0 | 0 | 2 | 20 | 20.0 | |
| UT MARTIN | 11/15/15 | * | 35 | 4-10 | .400 | 0-4 | .000 | 3-3 | 1.000 | 1 | 5 | 6 | 4.5 | 3 | 2 | 3 | 1 | 2 | 11 | 15.5 | |
| WESTERN ILLINOIS | 11/19/15 | * | 36 | 9-19 | .474 | 0-2 | .000 | 3-4 | .750 | 2 | 2 | 4 | 4.3 | 3 | 3 | 2 | 1 | 0 | 21 | 17.3 | |
| at UNI | 11/22/15 | * | 34 | 5-9 | .556 | 0-2 | .000 | 5-6 | .833 | 1 | 2 | 3 | 4.0 | 1 | 5 | 2 | 1 | 0 | 15 | 16.8 | |
| vs Wright State | 11/26/15 | * | 35 | 3-6 | .500 | 0-0 | .000 | 4-4 | 1.000 | 3 | 3 | 6 | 4.4 | 2 | 5 | 8 | 0 | 0 | 10 | 15.4 | |
| vs George Washington | 11/27/15 | * | 47 | 7-14 | .500 | 1-6 | .167 | 4-5 | .800 | 1 | 4 | 5 | 4.5 | 4 | 5 | 3 | 0 | 2 | 19 | 16.0 | |
| vs Houston | 11/28/15 | * | 34 | 4-8 | .500 | 1-2 | .500 | 6-7 | .857 | 3 | 3 | 6 | 4.7 | 1 | 0 | 2 | 0 | 0 | 15 | 15.9 | |
| at Virginia | 12/02/15 | * | 34 | 6-8 | .750 | 0-1 | .000 | 6-6 | 1.000 | 4 | 3 | 7 | 5.0 | 1 | 4 | 3 | 0 | 1 | 18 | 16.1 | |
| ROBERT MORRIS | 12/6/15 | * | 31 | 6-9 | .667 | 2-4 | .500 | 2-3 | .667 | 1 | 2 | 3 | 4.8 | 0 | 3 | 1 | 1 | 0 | 16 | 16.1 | |
| at Iowa State | 12-11-15 | * | 39 | 8-18 | .444 | 1-3 | .333 | 9-12 | .750 | 3 | 5 | 8 | 5.1 | 1 | 3 | 1 | 3 | 4 | 26 | 17.1 | |
| BRADLEY | 12/19/15 | * | 31 | 4-7 | .571 | 2-3 | .667 | 6-10 | .600 | 1 | 4 | 5 | 5.1 | 3 | 1 | 4 | 1 | 1 | 16 | 17.0 | |
| DRAKE | 12/22/15 | * | 35 | 6-9 | .667 | 3-6 | .500 | 5-6 | .833 | 1 | 6 | 7 | 5.3 | 2 | 4 | 2 | 0 | 0 | 20 | 17.3 | |
| at Nebraska | 12/31/15 | * | 35 | 7-14 | .500 | 2-5 | .400 | 1-2 | .500 | 4 | 7 | 11 | 5.7 | 2 | 1 | 4 | 0 | 0 | 17 | 17.2 | |
| RUTGERS | 1/4/16 | * | 38 | 7-11 | .636 | 0-2 | .000 | 1-3 | .333 | 0 | 3 | 3 | 5.5 | 0 | 4 | 3 | 2 | 0 | 15 | 17.1 | |
| at Michigan | 01/07/16 | * | 38 | 5-9 | .556 | 2-3 | .667 | 2-3 | .667 | 1 | 4 | 5 | 5.5 | 4 | 3 | 3 | 0 | 1 | 14 | 16.9 | |
| MARYLAND | 1/10/16 | * | 35 | 5-10 | .500 | 1-2 | .500 | 3-6 | .500 | 1 | 6 | 7 | 5.6 | 0 | 1 | 2 | 0 | 0 | 14 | 16.7 | |
| at Wisconsin | 01/13/16 | * | 36 | 8-9 | .889 | 1-1 | 1.000 | 1-1 | 1.000 | 2 | 3 | 5 | 5.5 | 1 | 2 | 2 | 1 | 2 | 18 | 16.8 | |
| at Michigan State | 01/16/16 | * | 38 | 4-10 | .400 | 1-2 | .500 | 4-6 | .667 | 0 | 7 | 7 | 5.6 | 2 | 2 | 1 | 0 | 0 | 13 | 16.6 | |
| PENN STATE | 1/20/16 | * | 36 | 3-14 | .214 | 1-5 | .200 | 6-9 | .667 | 4 | 3 | 7 | 5.7 | 0 | 3 | 1 | 2 | 1 | 13 | 16.4 | |
| at Purdue | 1/24/16 | * | 38 | 6-11 | .545 | 0-1 | .000 | 9-12 | .750 | 1 | 3 | 4 | 5.6 | 3 | 1 | 4 | 2 | 2 | 21 | 16.6 | |
| MICHIGAN | 1/28/16 | * | 37 | 5-12 | .417 | 3-7 | .429 | 3-6 | .500 | 2 | 3 | 5 | 5.6 | 2 | 3 | 2 | 1 | 2 | 16 | 16.6 | |
| at Northwestern | 01/31/16 | * | 37 | 6-10 | .600 | 1-3 | .333 | 5-7 | .714 | 0 | 5 | 5 | 5.5 | 2 | 1 | 3 | 0 | 1 | 18 | 16.6 | |
| at Indiana | 2/4/16 | * | 36 | 7-12 | .583 | 1-3 | .333 | 5-8 | .625 | 1 | 4 | 5 | 5.5 | 4 | 0 | 4 | 2 | 2 | 20 | 16.8 | |
| MICHIGAN STATE | 2/7/16 | * | 39 | 5-11 | .455 | 1-2 | .500 | 6-7 | .857 | 6 | 1 | 7 | 5.6 | 2 | 3 | 1 | 2 | 1 | 17 | 16.8 | |
| OHIO STATE | 2/11/16 | * | 35 | 8-12 | .667 | 0-1 | .000 | 4-8 | .500 | 1 | 6 | 7 | 5.6 | 0 | 5 | 1 | 0 | 1 | 20 | 16.9 | |
| at Minnesota | 02/15/16 | * | 39 | 8-14 | .571 | 2-6 | .333 | 2-2 | 1.000 | 2 | 3 | 5 | 5.6 | 3 | 1 | 1 | 1 | 1 | 20 | 17.0 | |
| Totals | | | 26 | 938 | 153-289 | .529 | 28-78 | .359 | 109-150 | .727 | 48 | 98 | 146 | 5.6 | 48 | 70 | 63 | 21 | 26 | 443 | 17.0 |

season and fifth of her career in an overtime victory over No. 15 Nebraska (Jan. 26), scoring 20 points while grabbing a career-best 13 boards; scored all 20 points after halftime... scored 20 or more points five times this season; included a four-game stretch from Jan 26-Feb. 5... matched a career high with three steals in victory at No. 20 Nebraska (Feb. 12)... named to the Big Ten Player of the Week Honor Roll on Feb. 2 after averaging 21.3 points and eight rebounds in Iowa's wins over No. 15 Nebraska and Northwestern and 93-88 loss at No. 5 Maryland... dished out a career-high eight assists in win over Penn State (Dec. 28)... led the Hawkeyes in rebounds in 12 games... named to 2014 Hawkeye Challenge All-Tournament Team... 503 points this season are 4th-most ever by a Hawkeye sophomore.

Personal Bests

| | |
|------------------|-------------------------------------|
| Points: | 26 at Iowa State (12/11/15) |
| Rebounds: | 13 vs. Nebraska (1/26/15) |
| FGM: | 11 vs. Arkansas (11/28/14) |
| FGA: | 19 vs. Western Illinois (11/19/15) |
| 3-pt FG: | 4 at Northwestern (1/29/15) |
| 3-pt FGA: | 7 vs. Michigan (1/28/16) |
| FTM: | 12 at Ohio State (1/19/14) |
| FTA: | 12, 3x, last at Purdue (1/24/16) |
| Assists: | 8 vs. Penn State (12/28/14) |
| Steals: | 4 at Iowa State (12/11/15) |
| Blocks: | 3 at Iowa State (12/11/15) |
| Minutes: | 47 vs. George Washington (11/27/15) |

| | | | Total | | 3-Point | | F-Throws | | Rebounds | | | | | | | | | | | Scoring | |
|---------|-------|-----------|---------|------|---------|------|----------|------|----------|-----|-----|-----|-----|----|-----|-----|-----|-----|------|---------|--|
| Season | gp-gs | min/avg | fg-fga | pct | fg-fga | pct | ft-fa | pct | off | def | tot | avg | pf | fo | ast | to | blk | stl | pts | avg | |
| 2013-14 | 36-17 | 1035/28.8 | 155-317 | .489 | 33-97 | .340 | 131-176 | .744 | 71 | 158 | 229 | 6.4 | 72 | 2 | 49 | 77 | 12 | 24 | 474 | 13.2 | |
| 2014-15 | 34-34 | 1104/32.5 | 163-380 | .429 | 40-109 | .367 | 137-175 | .783 | 73 | 127 | 200 | 5.9 | 59 | 0 | 83 | 60 | 13 | 29 | 503 | 14.8 | |
| 2015-16 | 26-26 | 938/36.1 | 153-289 | .529 | 28-78 | .359 | 109-150 | .727 | 48 | 98 | 146 | 5.6 | 48 | 0 | 70 | 63 | 21 | 26 | 443 | 17.0 | |
| TOTAL | 96-77 | 3077/32.1 | 471-986 | .478 | 101-284 | .356 | 377-501 | .752 | 192 | 383 | 575 | 6.0 | 179 | 2 | 202 | 200 | 46 | 79 | 1420 | 14.8 | |





IOWA BASKETBALL

PLAYER BIOS

24 NCAA Tournaments • 6 Sweet Sixteens • 3 Elite Eights • 1993 NCAA Final Four • 11 Big Ten Titles

Claire Till



2015-16 Game-by-Game

| Opponent | Date | gs | min | Total | | 3-Pointers | | Free throws | | Rebounds | | | | pf | a | t/o | blk | stl | pts | avg |
|------------------|----------|----|-----|--------|------|------------|------|-------------|------|----------|-----|-----|-----|----|---|-----|-----|-----|-----|-----|
| | | | | fg-fga | pct | 3fg-fga | pct | ft-fa | pct | off | def | tot | avg | | | | | | | |
| NORTH DAKOTA | 11/13/15 | 5 | 0-2 | .000 | 0-1 | .000 | 0-0 | .000 | 0 | 0 | 0 | 0.0 | 2 | 1 | 0 | 0 | 0 | 0 | 0 | 0.0 |
| UT MARTIN | 11/15/15 | 4 | 0-0 | .000 | 0-0 | .000 | 0-0 | .000 | 0 | 1 | 1 | 0.5 | 2 | 0 | 0 | 0 | 0 | 0 | 0 | 0.0 |
| WESTERN ILLINOIS | 11/19/15 | 2 | 0-0 | .000 | 0-0 | .000 | 0-0 | .000 | 0 | 1 | 1 | 0.7 | 0 | 0 | 0 | 0 | 0 | 0 | 0 | 0.0 |
| at UNI | 11/22/15 | 2 | 0-0 | .000 | 0-0 | .000 | 0-0 | .000 | 0 | 0 | 0 | 0.5 | 0 | 0 | 0 | 0 | 0 | 0 | 0 | 0.0 |
| vs Wright State | 11/26/15 | 2 | 0-0 | .000 | 0-0 | .000 | 0-0 | .000 | 0 | 0 | 0 | 0.4 | 1 | 0 | 0 | 0 | 0 | 0 | 0 | 0.0 |
| vs Houston | 11/28/15 | 1 | 0-0 | .000 | 0-0 | .000 | 0-0 | .000 | 0 | 0 | 0 | 0.3 | 2 | 0 | 1 | 0 | 0 | 0 | 0 | 0.0 |
| at Virginia | 12/02/15 | 2 | 0-0 | .000 | 0-0 | .000 | 1-2 | .500 | 0 | 0 | 0 | 0.3 | 0 | 0 | 0 | 0 | 0 | 1 | 0.1 | |
| ROBERT MORRIS | 12/6/15 | 3 | 0-0 | .000 | 0-0 | .000 | 2-2 | 1.000 | 0 | 0 | 0 | 0.3 | 0 | 2 | 0 | 1 | 0 | 2 | 0.4 | |
| at Iowa State | 12-11-15 | 2 | 0-0 | .000 | 0-0 | .000 | 0-0 | .000 | 0 | 0 | 0 | 0.2 | 0 | 0 | 0 | 0 | 0 | 0 | 0 | 0.3 |
| BRADLEY | 12/19/15 | 7 | 0-1 | .000 | 0-0 | .000 | 0-0 | .000 | 2 | 3 | 5 | 0.7 | 2 | 1 | 0 | 0 | 0 | 0 | 0 | 0.3 |
| DRAKE | 12/22/15 | 2 | 0-0 | .000 | 0-0 | .000 | 0-0 | .000 | 0 | 0 | 0 | 0.6 | 0 | 0 | 0 | 0 | 0 | 0 | 0 | 0.3 |
| at Nebraska | 12/31/15 | 5 | 0-0 | .000 | 0-0 | .000 | 2-2 | 1.000 | 2 | 1 | 3 | 0.8 | 2 | 0 | 2 | 1 | 0 | 2 | 0.4 | |
| MARYLAND | 1/10/16 | 5 | 0-1 | .000 | 0-0 | .000 | 0-0 | .000 | 0 | 0 | 0 | 0.8 | 3 | 0 | 0 | 0 | 0 | 0 | 0 | 0.4 |
| at Wisconsin | 01/13/16 | 3 | 0-0 | .000 | 0-0 | .000 | 0-0 | .000 | 0 | 1 | 1 | 0.8 | 0 | 0 | 0 | 0 | 0 | 0 | 0 | 0.4 |
| Totals | | 0 | 45 | 0-4 | .000 | 0-1 | .000 | 5-6 | .833 | 4 | 7 | 11 | 0.8 | 14 | 4 | 3 | 2 | 0 | 5 | 0.4 |

Games played: 14
Minutes/game: 3.2
Points/game: 0.4
FG Pct: 0.0
3FG Pct: 0.0
FT Pct: 83.3

Rebounds/game: 0.8
Assists/game: 0.3
Turnovers/game: 0.2
Assist/turnover ratio: 1.3
Blocks/game: 0.1

Forward • 6-0 • Senior
Dubuque, Iowa
Wahlert

2015-16... Appeared in 14 games this season and 95 games in her career before a chronic knee injury ended her career... Till will have career-ending surgery on Feb. 22... registered three minutes and a rebound at Wisconsin (Jan. 13)... scored two points and pulled down three rebounds in five minutes played at Nebraska (Dec. 31)... dished out an assist against Bradley (Dec. 19)... tallied two assists and a block in three minutes played against Robert Morris (Dec. 6)... netted a free throw at Virginia (Dec. 2) for her first point of the season... registered one assist in Iowa's win over North Dakota (Nov. 13).

2014-15... Appeared in 29 games... grabbed a season-best eight rebounds, while also logging a season-high 15 minutes in Iowa's win over No. 25 Nebraska at the Big Ten Tournament (March 6)... scored a season-high six points in regular season finale win over Minnesota (March 1).

Personal Bests

Points: 7, 2x, last vs. USC (11/28/13)
Rebounds: 12 vs. Ark-Pine Bluff (11/13/13)
FGM: 3, 2x, last vs. Minnesota (3/1/15)
FGA: 8 vs. Drake (12/21/13)
3-pt FG: 2 vs. Nebraska (3/9/14)
3-pt FGA: 3, 2x, last vs. Nebraska (3/9/14)
FTM: 5, 2x, last vs. WVU (11/25/12)
FTA: 8 at Florida International (11/23/12)
Assists: 3, 2x, last vs. Nebraska (3/9/14)
Steals: 3 vs. Drake (12/21/13)
Blocks: 2, 3x, last vs. Ohio State (3/7/15)
Minutes: 25 vs. Ark-Pine Bluff (11/13/13)

| | | | Total | | 3-Point | | F-Throws | | Rebounds | | | | | | | | | | | Scoring | |
|---------|-------|----------|--------|------|---------|------|----------|------|----------|-----|-----|-----|-----|----|-----|----|-----|-----|-----|---------|--|
| Season | gp-gs | min/avg | fg-fga | pct | fg-fga | pct | ft-fa | pct | off | def | tot | avg | pf | fo | ast | to | blk | stl | pts | avg | |
| 2012-13 | 16-0 | 108/6.8 | 5-20 | .250 | 2-7 | .286 | 15-22 | .682 | 9 | 17 | 26 | 1.6 | 11 | 0 | 3 | 9 | 3 | 3 | 27 | 1.7 | |
| 2013-14 | 36-0 | 504/14.0 | 33-87 | .379 | 6-19 | .316 | 25-50 | .500 | 46 | 59 | 105 | 2.9 | 88 | 3 | 22 | 29 | 10 | 14 | 97 | 2.7 | |
| 2014-15 | 29-0 | 167/5.8 | 13-23 | .565 | 0-1 | .000 | 0-2 | .000 | 16 | 26 | 42 | 1.4 | 38 | 0 | 4 | 9 | 5 | 4 | 26 | 0.9 | |
| 2015-16 | 14-0 | 45/3.2 | 0-4 | .000 | 0-1 | .000 | 5-6 | .833 | 4 | 7 | 11 | 0.8 | 14 | 0 | 4 | 3 | 2 | 0 | 5 | 0.4 | |
| TOTAL | 95-0 | 824/8.7 | 51-134 | .381 | 8-28 | .286 | 45-80 | .563 | 75 | 109 | 184 | 1.9 | 151 | 3 | 33 | 50 | 20 | 21 | 155 | 1.6 | |





IOWA BASKETBALL

PLAYER BIOS

24 NCAA Tournaments • 6 Sweet Sixteens • 3 Elite Eights • 1993 NCAA Final Four • 11 Big Ten Titles

Chase Coley



Center • 6-3 • Sophomore
Minneapolis
Washburn

2015-16... Has played every game for the Hawkeyes this year (26) with 25 starts, the first starts of her career... compiled her fourth double-double of the season with 21 points and 11 rebounds at Minnesota (Feb. 15)... scored 12 points and dished out two assists against Ohio State (Feb. 11)... netted 13 points and earned a career-high four steals against Michigan State (Feb. 7)... scored eight points and registered six rebounds at Indiana (Feb. 4)... named to the Big Ten Player of the Week Honor Roll for the first time in her career on Feb. 1 for her role in Hawkeye wins against Michigan and at Northwestern... named Iowa's female Student-Athlete of the Month for her efforts on and off the court in the month of January... netted a team-high 19 points and pulled down seven rebounds at Northwestern (Jan. 31)... recorded her third career double-double with a team-high 21 points and 10 rebounds against Michigan (Jan. 28)... posted a team-high eight rebounds and scored seven points at Purdue (Jan. 24)... netted a team-high 16 points and recorded a steal against Penn State (Jan. 20)... scored six points and registered two rebounds at Michigan State (Jan. 16)... netted seven points and tallied four rebounds at Wisconsin (Jan. 13)... scored the first six points for Iowa in the second half and ended the game with a team-high 18 points at Michigan (Jan. 7)... scored Iowa's first four points of the game against Rutgers, ending the contest with 10 points and four

2015-16 Game-by-Game

| Opponent | Date | gs | min | Total | | 3-Pointers | | Free throws | | Rebounds | | | | pf | a | t/o | blk | stl | pts | avg | |
|----------------------|----------|----|-----|--------|---------|------------|-------|-------------|-------|----------|-----|-----|-----|-----|----|-----|-----|-----|-----|------|------|
| | | | | fg-fga | pct | 3fg-fga | pct | ft-fa | pct | off | def | tot | avg | | | | | | | | |
| NORTH DAKOTA | 11/13/15 | * | 14 | 0-5 | .000 | 0-0 | .000 | 0-0 | .000 | 1 | 1 | 2 | 2.0 | 2 | 1 | 1 | 0 | 1 | 0 | 0.0 | |
| UT MARTIN | 11/15/15 | * | 15 | 3-7 | .429 | 0-0 | .000 | 2-2 | 1.000 | 1 | 2 | 3 | 2.5 | 2 | 1 | 0 | 1 | 0 | 8 | 4.0 | |
| WESTERN ILLINOIS | 11/19/15 | * | 16 | 6-9 | .667 | 0-0 | .000 | 1-1 | 1.000 | 1 | 1 | 2 | 2.3 | 2 | 0 | 1 | 1 | 0 | 13 | 7.0 | |
| at UNI | 11/22/15 | * | 30 | 8-13 | .615 | 0-0 | .000 | 0-0 | .000 | 4 | 10 | 14 | 5.3 | 2 | 5 | 1 | 4 | 1 | 16 | 9.3 | |
| vs Wright State | 11/26/15 | * | 34 | 11-16 | .688 | 0-0 | .000 | 0-1 | .000 | 2 | 7 | 9 | 6.0 | 3 | 2 | 1 | 1 | 1 | 22 | 11.8 | |
| vs George Washington | 11/27/15 | * | 40 | 8-12 | .667 | 1-1 | 1.000 | 5-7 | .714 | 0 | 10 | 10 | 6.7 | 2 | 1 | 4 | 0 | 0 | 22 | 13.5 | |
| vs Houston | 11/28/15 | * | 21 | 0-3 | .000 | 0-0 | .000 | 0-0 | .000 | 0 | 5 | 5 | 6.4 | 1 | 2 | 1 | 2 | 1 | 0 | 11.6 | |
| at Virginia | 12/02/15 | * | 28 | 2-3 | .667 | 0-0 | .000 | 2-2 | 1.000 | 1 | 4 | 5 | 6.3 | 3 | 2 | 2 | 1 | 0 | 6 | 10.9 | |
| ROBERT MORRIS | 12/6/15 | * | 16 | 1-4 | .250 | 0-0 | .000 | 2-2 | 1.000 | 3 | 2 | 5 | 6.1 | 2 | 2 | 3 | 1 | 1 | 4 | 10.1 | |
| at Iowa State | 12-11-15 | * | 28 | 5-10 | .500 | 0-0 | .000 | 2-3 | .667 | 1 | 3 | 4 | 5.9 | 2 | 1 | 0 | 2 | 1 | 12 | 10.3 | |
| BRADLEY | 12/19/15 | * | 18 | 4-10 | .400 | 0-0 | .000 | 0-0 | .000 | 2 | 4 | 6 | 5.9 | 2 | 0 | 1 | 0 | 0 | 8 | 10.1 | |
| DRAKE | 12/22/15 | * | 21 | 4-7 | .571 | 0-0 | .000 | 3-3 | 1.000 | 2 | 5 | 7 | 6.0 | 4 | 1 | 1 | 1 | 1 | 11 | 10.2 | |
| at Nebraska | 12/31/15 | * | 19 | 6-9 | .667 | 0-0 | .000 | 4-5 | .800 | 1 | 5 | 6 | 6.0 | 2 | 0 | 3 | 0 | 1 | 16 | 10.6 | |
| RUTGERS | 1/4/16 | * | 20 | 5-8 | .625 | 0-0 | .000 | 0-0 | .000 | 1 | 3 | 4 | 5.9 | 2 | 0 | 2 | 0 | 1 | 10 | 10.6 | |
| at Michigan | 01/07/16 | * | 20 | 7-10 | .700 | 0-0 | .000 | 4-4 | 1.000 | 0 | 3 | 3 | 5.7 | 2 | 1 | 1 | 2 | 1 | 18 | 11.1 | |
| MARYLAND | 1/10/16 | * | 17 | 0-4 | .000 | 0-0 | .000 | 1-2 | .500 | 0 | 0 | 0 | 5.3 | 3 | 0 | 0 | 0 | 2 | 1 | 10.4 | |
| at Wisconsin | 01/13/16 | * | 25 | 3-9 | .333 | 0-0 | .000 | 1-2 | .500 | 0 | 4 | 4 | 5.2 | 3 | 0 | 0 | 0 | 1 | 7 | 10.2 | |
| at Michigan State | 01/16/16 | * | 19 | 3-5 | .600 | 0-0 | .000 | 0-1 | .000 | 0 | 2 | 2 | 5.1 | 2 | 0 | 0 | 0 | 1 | 6 | 10.0 | |
| PENN STATE | 1/20/16 | * | 26 | 7-10 | .700 | 0-0 | .000 | 2-4 | .500 | 1 | 3 | 4 | 5.0 | 3 | 1 | 1 | 0 | 1 | 16 | 10.3 | |
| at Purdue | 1/24/16 | * | 29 | 3-8 | .375 | 0-0 | .000 | 1-1 | 1.000 | 2 | 6 | 8 | 5.2 | 2 | 2 | 2 | 0 | 1 | 7 | 10.2 | |
| MICHIGAN | 1/28/16 | * | 32 | 7-9 | .778 | 0-0 | .000 | 7-8 | .875 | 1 | 9 | 10 | 5.4 | 4 | 3 | 1 | 2 | 1 | 21 | 10.7 | |
| at Northwestern | 01/31/16 | * | 31 | 8-10 | .800 | 0-0 | .000 | 3-4 | .750 | 0 | 7 | 7 | 5.5 | 5 | 2 | 3 | 1 | 0 | 19 | 11.0 | |
| at Indiana | 2/4/16 | * | 28 | 3-6 | .500 | 0-0 | .000 | 2-3 | .667 | 1 | 5 | 6 | 5.5 | 5 | 2 | 2 | 1 | 0 | 8 | 10.9 | |
| MICHIGAN STATE | 2/7/16 | * | 36 | 6-14 | .429 | 0-0 | .000 | 1-2 | .500 | 1 | 5 | 6 | 5.5 | 1 | 3 | 2 | 0 | 4 | 13 | 11.0 | |
| OHIO STATE | 2/11/16 | * | 22 | 5-7 | .714 | 0-0 | .000 | 2-2 | 1.000 | 0 | 5 | 5 | 5.5 | 5 | 2 | 3 | 1 | 1 | 12 | 11.0 | |
| at Minnesota | 02/15/16 | * | 34 | 8-21 | .381 | 0-0 | .000 | 5-5 | 1.000 | 6 | 5 | 11 | 5.7 | 1 | 3 | 2 | 2 | 0 | 21 | 11.4 | |
| Totals | | | 25 | 639 | 123-229 | .537 | 1-1 | 1.000 | 50-64 | .781 | 32 | 116 | 148 | 5.7 | 67 | 37 | 38 | 23 | 22 | 297 | 11.4 |

Games played: 26
Minutes/game: 24.6

Rebounds/game: 5.7
Assists/game: 1.4

rebounds (Jan. 4)... scored the first seven points of the game in Iowa's win at Nebraska (Dec. 31)... scored 16 points and recorded six rebounds in her first Big Ten Conference start at Nebraska (Dec. 31)... shot .571 against Drake on Dec. 22, tallying 11 points and seven rebounds in the win... scored Iowa's first four points of the game, and the team's first seven points in the second half at Iowa State (Dec. 11)... netted a career-high 22 points and 11 field goals against Wright State (Nov. 26)... posted her second career double-double and her second in the last three games with 22 points and 10 rebounds against George Washington (Nov. 27)... attempted and made the first 3-pointer of her career to beat the halftime buzzer against George Washington (Nov. 27)... played a career-high 40 minutes against George Washington (Nov. 27)... posted her first career double-double against UNI (Nov. 22), ending the game with 16 points and 14 rebounds... also recorded career-best numbers in points (16), rebounds (14), blocks (4), assists (5) and steals (1) at UNI... netted a career-high 13 points in win over Western Illinois (Nov. 19)... tallied career-highs in field goals made (6) and field goal attempts (9) against Western Illinois (Nov. 19)... made her first career start in the season-opener against North Dakota (Nov. 13)... posted eight points in Iowa's

victory over UT Martin (Nov. 13).

2014-15... Played in 29 games as a freshman, averaging 6.9 minutes and 2.9 points per contest... posted six points off the bench in Iowa's NCAA Tournament Second Round victory over Miami (Mar. 22)... netted six points in the win at No. 16 Rutgers (Jan. 4), going 3-of-4 from the field... recorded a season-high nine points in victory over Indiana (Feb. 15)... notched a season-best three blocks against Arkansas (Nov. 28)... grabbed a season-best five rebounds in loss at Ohio State (Feb. 21).

Personal Bests

| | |
|------------------|---|
| Points: | 22, 2x, last vs. George Washington (11/27/15) |
| Rebounds: | 14 at UNI (11/22/15) |
| FGM: | 11 vs. Wright State (11/26/15) |
| FGA: | 21 at Minnesota (2/15/16) |
| 3-pt FG: | 1 vs. George Washington (11/27/15) |
| 3-pt FGA: | 1 vs. George Washington (11/27/15) |
| FTM: | 7 vs. Michigan (1/28/16) |
| FTA: | 8 vs. Michigan (1/28/16) |
| Assists: | 5 at UNI (11/22/15) |
| Steals: | 4 vs. Michigan State (2/7/16) |
| Blocks: | 4 at UNI (11/22/15) |
| Minutes: | 40 vs. George Washington (11/27/15) |

| | | | Total | | 3-Point | | F-Throws | | Rebounds | | | | | | | | | | | Scoring | |
|---------|-------|----------|---------|------|---------|-------|----------|------|----------|-----|-----|-----|----|----|-----|----|-----|-----|-----|---------|--|
| Season | gp-gs | min/avg | fg-fga | pct | fg-fga | pct | ft-fa | pct | off | def | tot | avg | pf | fo | ast | to | blk | stl | pts | avg | |
| 2014-15 | 29-0 | 201/6.9 | 37-57 | .649 | 0-0 | .000 | 9-17 | .529 | 18 | 27 | 45 | 1.6 | 21 | 0 | 7 | 13 | 10 | 1 | 83 | 2.9 | |
| 2015-16 | 26-25 | 639/24.6 | 123-229 | .537 | 1-1 | 1.000 | 50-64 | .781 | 32 | 116 | 148 | 5.7 | 67 | 3 | 37 | 38 | 23 | 22 | 297 | 11.4 | |
| TOTAL | 55-25 | 840/15.3 | 160-286 | .559 | 1-1 | 1.000 | 59-81 | .728 | 50 | 143 | 193 | 3.5 | 88 | 3 | 44 | 51 | 33 | 23 | 380 | 6.9 | |





IOWA BASKETBALL

PLAYER BIOS

24 NCAA Tournaments • 6 Sweet Sixteens • 3 Elite Eights • 1993 NCAA Final Four • 11 Big Ten Titles

Megan Gustafson



Center • 6-3 • Freshman
Port Wing, Wis.
South Shore

2015-16... Has appeared in every game of her Hawkeye career (26) with seven assists... leads Iowa in blocked shots (42) and rebounds (164) through 26 games... made the first start of her career at Purdue (Jan. 24)... added a career-high 19 rebounds and 14 points to secure her fifth double-double in the last six games at Minnesota (Feb. 15)... recorded her fourth career double-double with 13 points and 11 rebounds against Ohio State (Feb. 11)... netted seven points and dished out a career-high two assists against Michigan State (Feb. 7)... recorded her third consecutive double-double with 12 points and 10 rebounds at Indiana (Feb. 4)... recorded her second consecutive double-double with 15 points and 13 rebounds at Northwestern (Jan. 31)... recorded her first career double-double with 10 points and a career-high 12 rebounds against Michigan (Jan. 28)... tallied seven points, one block, and one assist in her first career start at Purdue (Jan. 24)... recorded five points, a block, and a steal against Penn State (Jan. 20)... blocked two shots and scored seven points with five rebounds at Michigan State (Jan. 16)... netted five points, pulled down four rebounds and blocked a shot at Wisconsin (Jan. 13)... played a career-high 30 minutes and matched a career-high with nine rebounds, one shy of recording her first career double-double against Maryland (Jan. 10)... shot .833 (5-of-6) from field goal range and sunk 4-of-4 free throw attempts at Michigan for 14 points (Jan. 7)... blocked three shots, scored six points and dished out

2015-16 Game-by-Game

| Opponent | Date | gs | min | Total | | 3-Pointers | | Free throws | | Rebounds | | | | pf | a | t/o | blk | stl | pts | avg |
|----------------------|----------|----|-------|--------|------|------------|------|-------------|-------|----------|-----|-----|-----|----|----|-----|-----|-----|------|-----|
| | | | | fg-fga | pct | 3fg-fga | pct | ft-fa | pct | off | def | tot | avg | | | | | | | |
| NORTH DAKOTA | 11/13/15 | 23 | 5-6 | .833 | 0-0 | .000 | 2-2 | 1.000 | 3 | 4 | 7 | 7.0 | 1 | 1 | 1 | 1 | 0 | 12 | 12.0 | |
| UT MARTIN | 11/15/15 | 17 | 3-4 | .750 | 0-0 | .000 | 4-6 | .667 | 1 | 0 | 1 | 4.0 | 2 | 1 | 0 | 1 | 0 | 10 | 11.0 | |
| WESTERN ILLINOIS | 11/19/15 | 29 | 10-14 | .714 | 0-0 | .000 | 3-4 | .750 | 6 | 3 | 9 | 5.7 | 1 | 1 | 2 | 3 | 1 | 23 | 15.0 | |
| at UNI | 11/22/15 | 10 | 1-2 | .500 | 0-0 | .000 | 1-2 | .500 | 1 | 3 | 4 | 5.3 | 4 | 0 | 4 | 0 | 0 | 3 | 12.0 | |
| vs Wright State | 11/26/15 | 6 | 2-5 | .400 | 0-0 | .000 | 0-0 | .000 | 0 | 1 | 1 | 4.4 | 3 | 0 | 0 | 0 | 0 | 4 | 10.4 | |
| vs George Washington | 11/27/15 | 10 | 1-1 | 1.000 | 0-0 | .000 | 0-0 | .000 | 0 | 0 | 0 | 3.7 | 2 | 0 | 1 | 0 | 0 | 2 | 9.0 | |
| vs Houston | 11/28/15 | 19 | 3-9 | .333 | 0-0 | .000 | 5-6 | .833 | 2 | 6 | 8 | 4.3 | 3 | 0 | 2 | 0 | 0 | 11 | 9.3 | |
| at Virginia | 12/02/15 | 11 | 1-3 | .333 | 0-0 | .000 | 0-1 | .000 | 2 | 2 | 4 | 4.3 | 1 | 0 | 1 | 5 | 0 | 2 | 8.4 | |
| ROBERT MORRIS | 12/6/15 | 23 | 6-9 | .667 | 0-0 | .000 | 3-3 | 1.000 | 0 | 6 | 6 | 4.4 | 1 | 0 | 1 | 2 | 1 | 15 | 9.1 | |
| at Iowa State | 12-11-15 | 11 | 1-3 | .333 | 0-0 | .000 | 0-0 | .000 | 2 | 1 | 3 | 4.3 | 0 | 0 | 1 | 0 | 0 | 2 | 8.4 | |
| BRADLEY | 12/19/15 | 20 | 2-3 | .667 | 0-0 | .000 | 0-0 | .000 | 0 | 7 | 7 | 4.5 | 1 | 0 | 1 | 4 | 0 | 4 | 8.0 | |
| DRAKE | 12/22/15 | 18 | 6-11 | .545 | 0-0 | .000 | 4-5 | .800 | 5 | 2 | 7 | 4.8 | 2 | 0 | 4 | 1 | 0 | 16 | 8.7 | |
| at Nebraska | 12/31/15 | 16 | 3-7 | .429 | 0-0 | .000 | 0-0 | .000 | 1 | 2 | 3 | 4.6 | 3 | 1 | 3 | 3 | 0 | 6 | 8.5 | |
| RUTGERS | 1/4/16 | 20 | 3-6 | .500 | 0-0 | .000 | 0-2 | .000 | 2 | 4 | 6 | 4.7 | 0 | 1 | 0 | 3 | 0 | 6 | 8.3 | |
| at Michigan | 01/07/16 | 20 | 5-6 | .833 | 0-0 | .000 | 4-4 | 1.000 | 0 | 3 | 3 | 4.6 | 0 | 0 | 2 | 2 | 0 | 14 | 8.7 | |
| MARYLAND | 1/10/16 | 30 | 5-11 | .455 | 0-0 | .000 | 4-6 | .667 | 2 | 7 | 9 | 4.9 | 2 | 0 | 2 | 1 | 0 | 14 | 9.0 | |
| at Wisconsin | 01/13/16 | 15 | 2-8 | .250 | 0-0 | .000 | 1-2 | .500 | 1 | 3 | 4 | 4.8 | 0 | 1 | 0 | 1 | 0 | 5 | 8.8 | |
| at Michigan State | 01/16/16 | 21 | 2-2 | 1.000 | 0-0 | .000 | 3-3 | 1.000 | 3 | 2 | 5 | 4.8 | 5 | 0 | 1 | 2 | 0 | 7 | 8.7 | |
| PENN STATE | 1/20/16 | 16 | 2-5 | .400 | 0-0 | .000 | 1-2 | .500 | 2 | 2 | 4 | 4.8 | 3 | 1 | 1 | 1 | 1 | 5 | 8.5 | |
| at Purdue | 1/24/16 | * | 19 | 3-6 | .500 | 0-0 | .000 | 1-3 | .333 | 0 | 0 | 0 | 4.6 | 1 | 1 | 1 | 1 | 0 | 7 | 8.4 |
| MICHIGAN | 1/28/16 | * | 22 | 3-10 | .300 | 0-0 | .000 | 4-5 | .800 | 6 | 6 | 12 | 4.9 | 3 | 1 | 3 | 3 | 1 | 10 | 8.5 |
| at Northwestern | 01/31/16 | * | 33 | 6-13 | .462 | 0-0 | .000 | 3-11 | .273 | 6 | 7 | 13 | 5.3 | 2 | 0 | 2 | 3 | 1 | 15 | 8.8 |
| at Indiana | 2/4/16 | * | 26 | 6-10 | .600 | 0-0 | .000 | 0-1 | .000 | 4 | 6 | 10 | 5.5 | 3 | 0 | 1 | 0 | 0 | 12 | 8.9 |
| MICHIGAN STATE | 2/7/16 | * | 24 | 3-6 | .500 | 0-0 | .000 | 1-2 | .500 | 1 | 7 | 8 | 5.6 | 3 | 2 | 3 | 2 | 0 | 7 | 8.8 |
| OHIO STATE | 2/11/16 | * | 25 | 6-17 | .353 | 0-0 | .000 | 1-2 | .500 | 7 | 4 | 11 | 5.8 | 3 | 1 | 1 | 1 | 1 | 13 | 9.0 |
| at Minnesota | 02/15/16 | * | 32 | 6-12 | .500 | 0-0 | .000 | 2-2 | 1.000 | 6 | 13 | 19 | 6.3 | 2 | 3 | 1 | 2 | 0 | 14 | 9.2 |
| Totals | | 7 | 516 | 96-189 | .508 | 0-0 | .000 | 47-74 | .635 | 63 | 101 | 164 | 6.3 | 51 | 15 | 39 | 42 | 6 | 239 | 9.2 |

Games played: 26
Minutes/game: 19.8
Points/game: 9.2
FG Pct: 50.8
FT Pct: 63.5

Rebounds/game: 6.3
Assists/game: 0.6
Turnovers/game: 1.5
Assist/turnover ratio: 0.4
Steals/game: 0.2
Blocks/game: 1.6

one assist against Rutgers (Jan. 4)... blocked three shots, scored six points, and pulled down three rebounds in her first Big Ten Conference game at Nebraska (Dec. 31)... reached double figures for the sixth time with 16 points and seven rebounds against Drake (Dec. 22)... tallied a career-high five blocks in Iowa's win at Virginia (Dec. 2)... had 11 points and eight rebounds in win over Houston (Nov. 28)... netted a career-high 23 points and was one rebound shy of her first career double-double against Western Illinois (Nov. 19)... tallied career-highs for rebounds (9), field goals made (10), field goals attempted (14), steals (1), blocks (3) and minutes (29) against Western Illinois (Nov. 19)... came off the bench in Iowa's win over North Dakota (Nov. 13) for her collegiate debut... scored in double figures in three of her collegiate games so far, posting 12 points against North Dakota (Nov. 13), 10 points against UT Martin (Nov. 15) and 23 against Western Illinois (Nov. 19)... named to the Hawkeye Challenge All-Tournament Team.

High School... Ranked No. 12 at her position and No. 80 in her class by ESPN HoopGurlz... four-time first team all-conference honoree, three-time first team all-state selection, and three-time team cap-

tain... ESPN Top 100 recruit... compiled 3,229 points, 1724 rebounds, and 628 blocks in her career... all-time scoring leader in Wisconsin, and the only player in state history to eclipse 3,000 points... scored a single game, state-record 64 points as a senior... scored more than 50 points in back-to-back nights... scored 1,127 points in a season, another record for the state of Wisconsin.

Personal Bests

Points: 23 vs. Western Illinois (11/19/15)
Rebounds: 19 at Minnesota (2/15/16)
FGM: 10 vs. Western Illinois (11/19/15)
FGA: 14 vs. Western Illinois (11/19/15)
3-pt FG: ---
3-pt FGA: ---
FTM: 5 vs. Houston (11/28/15)
FTA: 11 at Northwestern (1/31/16)
Assists: 3 at Minnesota (2/15/16)
Steals: 1, 6x, last vs. Ohio State (2/11/16)
Blocks: 5 at Virginia (12/2/15)
Minutes: 33 at Northwestern (1/31/16)

| | | | Total | | 3-Point | | F-Throws | | Rebounds | | | | | | | | | | Scoring | |
|---------|-------|----------|--------|------|---------|------|----------|------|----------|-----|-----|-----|----|----|-----|----|-----|-----|---------|-----|
| Season | gp-gs | min/avg | fg-fga | pct | fg-fga | pct | ft-fa | pct | off | def | tot | avg | pf | fo | ast | to | blk | stl | pts | avg |
| 2015-16 | 26-7 | 516/19.8 | 96-189 | .508 | 0-0 | .000 | 47-74 | .635 | 63 | 101 | 164 | 6.3 | 51 | 1 | 15 | 39 | 42 | 6 | 239 | 9.2 |
| TOTAL | 26-7 | 516/19.8 | 96-189 | .508 | 0-0 | .000 | 47-74 | .635 | 63 | 101 | 164 | 6.3 | 51 | 1 | 15 | 39 | 42 | 6 | 239 | 9.2 |





IOWA BASKETBALL

PLAYER BIOS

24 NCAA Tournaments • 6 Sweet Sixteens • 3 Elite Eights • 1993 NCAA Final Four • 11 Big Ten Titles

Tania Davis



Guard • 5-4 • Freshman
Grand Blanc, Mich.
Goodrich

2015-16... Has played in every game of her collegiate career for the Hawkeyes (26) with nine starts... made the first start of her career at point guard against Bradley (Dec. 19)... leads Iowa in assists (80), dishing out an average of 3.1 per game... dished out five assists and netted eight points at Minnesota (Feb. 15)... scored five points, pulled down a career-high six rebounds and dished out four assists against Ohio State (Feb. 11)... netted 13 points and pulled down five rebounds against Michigan State (Feb. 7)... made a career-high 12 field goal attempts and played a career-high 36 minutes at Indiana (Feb. 4)... scored 11 points, pulled down four rebounds and dished out four assists at Northwestern (Jan. 31)... registered career-highs for minutes (35), points (18) and three-point field goals made (4) against Michigan (Jan. 28)... netted 14 points, dished out a career-high seven assists and played a career-high 32 minutes at Purdue (Jan. 24)... dished out a career-high six assists and matched her career-high four steals, while adding nine points against Penn State (Jan. 20)... netted a career-high 16 points and tied her career-highs five assists and six rebounds at Michigan State (Jan. 16)... recorded three rebounds, two assists, and two points at Wisconsin (Jan. 13)... scored four points and dished out four assists against Maryland (Jan. 10)... posted seven points and three assists at Michigan (Jan. 7)... played 28 minutes off the bench

2015-16 Game-by-Game

| Opponent | Date | gs | min | Total | | 3-Pointers | | Free throws | | Rebounds | | | | pf | a | t/o | blk | stl | pts | avg |
|----------------------|------------|----------|------------|---------------|-------------|--------------|-------------|--------------|-------------|-----------|-----------|-----------|------------|-----------|-----------|-----------|----------|-----------|------------|------------|
| | | | | fg-fga | pct | 3fg-fga | pct | ft-fa | pct | off | def | tot | avg | | | | | | | |
| NORTH DAKOTA | 11/13/15 | 17 | 1-8 | .125 | 0-2 | .000 | 0-0 | .000 | 0 | 3 | 3 | 3.0 | 0 | 4 | 2 | 0 | 0 | 2 | 2.0 | |
| UT MARTIN | 11/15/15 | 29 | 5-9 | .556 | 2-5 | .400 | 0-0 | .000 | 0 | 6 | 6 | 4.5 | 1 | 4 | 1 | 0 | 2 | 12 | 7.0 | |
| WESTERN ILLINOIS | 11/19/15 | 22 | 3-9 | .333 | 0-2 | .000 | 2-2 | 1.000 | 1 | 3 | 4 | 4.3 | 3 | 3 | 1 | 0 | 0 | 8 | 7.3 | |
| at UNI | 11/22/15 | 16 | 1-7 | .143 | 0-2 | .000 | 2-2 | 1.000 | 1 | 3 | 4 | 4.3 | 0 | 1 | 1 | 0 | 0 | 4 | 6.5 | |
| vs Wright State | 11/26/15 | 19 | 5-10 | .500 | 1-5 | .200 | 2-2 | 1.000 | 0 | 2 | 2 | 3.8 | 1 | 4 | 2 | 0 | 3 | 13 | 7.8 | |
| vs George Washington | 11/27/15 | 5 | 0-0 | .000 | 0-0 | .000 | 0-0 | .000 | 0 | 1 | 1 | 3.3 | 2 | 0 | 2 | 0 | 0 | 0 | 6.5 | |
| vs Houston | 11/28/15 | 13 | 0-1 | .000 | 0-1 | .000 | 1-2 | .500 | 0 | 1 | 1 | 3.0 | 2 | 0 | 1 | 0 | 0 | 1 | 5.7 | |
| at Virginia | 12/02/15 | 19 | 4-6 | .667 | 1-2 | .500 | 3-4 | .750 | 0 | 1 | 1 | 2.8 | 2 | 2 | 2 | 0 | 0 | 12 | 6.5 | |
| ROBERT MORRIS | 12/6/15 | 13 | 4-6 | .667 | 0-2 | .000 | 0-0 | .000 | 1 | 3 | 4 | 2.9 | 1 | 0 | 3 | 0 | 1 | 8 | 6.7 | |
| at Iowa State | 12-11-15 | 16 | 2-4 | .500 | 0-1 | .000 | 0-0 | .000 | 0 | 2 | 2 | 2.8 | 3 | 1 | 0 | 0 | 0 | 4 | 6.4 | |
| BRADLEY | 12/19/15 * | 29 | 1-9 | .111 | 0-5 | .000 | 1-2 | .500 | 1 | 2 | 3 | 2.8 | 0 | 5 | 4 | 0 | 4 | 3 | 6.1 | |
| DRAKE | 12/22/15 * | 29 | 4-10 | .400 | 0-2 | .000 | 2-6 | .333 | 2 | 3 | 5 | 3.0 | 0 | 2 | 1 | 0 | 2 | 10 | 6.4 | |
| at Nebraska | 12/31/15 | 21 | 2-5 | .400 | 1-2 | .500 | 2-2 | 1.000 | 1 | 0 | 1 | 2.8 | 1 | 4 | 3 | 0 | 0 | 7 | 6.5 | |
| RUTGERS | 1/4/16 | 28 | 0-1 | .000 | 0-0 | .000 | 6-6 | 1.000 | 1 | 2 | 3 | 2.9 | 1 | 1 | 3 | 0 | 0 | 6 | 6.4 | |
| at Michigan | 01/07/16 | 20 | 3-10 | .300 | 1-3 | .333 | 0-0 | .000 | 0 | 0 | 0 | 2.7 | 1 | 3 | 1 | 0 | 0 | 7 | 6.5 | |
| MARYLAND | 1/10/16 | 17 | 2-5 | .400 | 0-0 | .000 | 0-1 | .000 | 0 | 1 | 1 | 2.6 | 1 | 2 | 2 | 0 | 0 | 4 | 6.3 | |
| at Wisconsin | 01/13/16 | 19 | 1-4 | .250 | 0-2 | .000 | 0-0 | .000 | 0 | 3 | 3 | 2.6 | 0 | 2 | 1 | 0 | 0 | 2 | 6.1 | |
| at Michigan State | 01/16/16 | 26 | 5-12 | .417 | 4-5 | .800 | 2-4 | .500 | 3 | 3 | 6 | 2.8 | 1 | 5 | 3 | 0 | 0 | 16 | 6.6 | |
| PENN STATE | 1/20/16 | 25 | 4-12 | .333 | 0-3 | .000 | 1-2 | .500 | 1 | 2 | 3 | 2.8 | 1 | 6 | 2 | 0 | 4 | 9 | 6.7 | |
| at Purdue | 1/24/16 * | 32 | 5-9 | .556 | 1-4 | .250 | 3-4 | .750 | 1 | 0 | 1 | 2.7 | 0 | 7 | 1 | 0 | 1 | 14 | 7.1 | |
| MICHIGAN | 1/28/16 * | 35 | 6-10 | .600 | 4-8 | .500 | 2-2 | 1.000 | 0 | 0 | 0 | 2.6 | 2 | 5 | 0 | 1 | 0 | 18 | 7.6 | |
| at Northwestern | 01/31/16 * | 34 | 5-10 | .500 | 1-3 | .333 | 0-1 | .000 | 0 | 4 | 4 | 2.6 | 1 | 4 | 0 | 0 | 0 | 11 | 7.8 | |
| at Indiana | 2/4/16 * | 36 | 3-12 | .250 | 0-2 | .000 | 2-4 | .500 | 0 | 3 | 3 | 2.7 | 0 | 4 | 4 | 0 | 2 | 8 | 7.8 | |
| MICHIGAN STATE | 2/7/16 * | 37 | 4-9 | .444 | 0-2 | .000 | 5-5 | 1.000 | 0 | 5 | 5 | 2.8 | 3 | 2 | 4 | 0 | 1 | 13 | 8.0 | |
| OHIO STATE | 2/11/16 * | 31 | 2-6 | .333 | 0-2 | .000 | 1-1 | 1.000 | 0 | 6 | 6 | 2.9 | 1 | 4 | 4 | 0 | 1 | 5 | 7.9 | |
| at Minnesota | 02/15/16 * | 36 | 2-6 | .333 | 0-2 | .000 | 4-4 | 1.000 | 0 | 0 | 0 | 2.8 | 2 | 5 | 4 | 0 | 1 | 8 | 7.9 | |
| Totals | | 9 | 624 | 74-190 | .389 | 16-67 | .239 | 41-56 | .732 | 13 | 59 | 72 | 2.8 | 30 | 80 | 52 | 1 | 22 | 205 | 7.9 |

Games played: 26
Minutes/game: 24.0
Points/game: 7.9

Rebounds/game: 2.8
Assists/game: 3.1
Turnovers/game: 2.0

against Rutgers, compiling six points, three rebounds, and one assist (Jan. 4)... dished out four assists and scored seven points in her Big Ten Conference debut at Nebraska (Dec. 31)... scored 10 points, pulled down five rebounds, and distributed two assists against Drake (Dec. 22)... dished out a career-high five assists and tallied a career-high four steals against Bradley (Dec. 19)... took a career-high four free throw shots, making a career-high three at Virginia (Dec. 2)... netted a career-high 13 points in the first half alone against Wright State, reaching double digits for the first time (Nov. 26)... netted a career-high two free throws against Western Illinois (Nov. 19)... came off the bench in Iowa's win over North Dakota (Nov. 13) for her collegiate debut... reached double figures in scoring (12) for the first time in her collegiate career in win over UT Martin (Nov. 15).

High School... Named Michigan Miss Basketball by the Basketball Coaches Association of Michigan and the Detroit Free Press in 2015... ESPN Top 40 guard (ranked No. 36)... ESPN HoopGurlz Top 100 recruit, ranked as the 36th-best prospect nationally and the 12th-best point guard... top prospect in the 2015 class in the state of Michigan by Lady Baller Insider... two-time Flint Journal Dream Team Player of

the Year (2014, 2015)... all-time leading scorer and assists leader at Goodrich... averaged 18.9 points, 6.3 assists, 4.2 rebounds, and 3.2 steals per game as a senior... helped Goodrich to a 100-8 record in her high school career, which included an undefeated record against Genesee Area Conference Red Division opponents, four conference championships, four district titles, and three regional championships... averaged 8.1 points, 2.1 rebounds, 2.3 assists, and 1.7 steals... named a Parade All-American, Associated Press Class B Player of the Year, Basketball Coaches Association Best of the Best (top 11 players in state), Detroit News First Team All-State, and first team all-conference honors.

Personal Bests

Points: 18 vs. Michigan (1/28/16)
Rebounds: 6, 3x, last vs. Ohio State (2/11/16)
FGM: 6 vs. Michigan (1/28/16)
FGA: 12, 3x, last at Indiana (2/4/16)
3-pt FG: 4, 2x, last vs. Michigan (1/28/16)
3-pt FGA: 8 vs. Michigan (1/28/16)
FTM: 6 vs. Rutgers (1/4/16)
FTA: 6 vs. Rutgers (1/4/16)
Assists: 7 at Purdue (1/24/16)
Steals: 4, 2x, last vs. Penn State (1/20/16)
Blocks: 1 vs. Michigan (1/28/16)
Minutes: 37 vs. Michigan State (2/7/16)

| | | | Total | | 3-Point | | F-Throws | | Rebounds | | | | | | | | | | | Scoring | |
|---------|-------|----------|--------|------|---------|------|----------|------|----------|-----|-----|-----|----|----|-----|----|-----|-----|-----|---------|--|
| Season | gp-gs | min/avg | fg-fga | pct | fg-fga | pct | ft-fa | pct | off | def | tot | avg | pf | fo | ast | to | blk | stl | pts | avg | |
| 2015-16 | 26-9 | 624/24.0 | 74-190 | .389 | 16-67 | .239 | 41-56 | .732 | 13 | 59 | 72 | 2.8 | 30 | 0 | 80 | 52 | 1 | 22 | 205 | 7.9 | |
| TOTAL | 26-9 | 624/24.0 | 74-190 | .389 | 16-67 | .239 | 41-56 | .732 | 13 | 59 | 72 | 2.8 | 30 | 0 | 80 | 52 | 1 | 22 | 205 | 7.9 | |





IOWA BASKETBALL

PLAYER BIOS

24 NCAA Tournaments • 6 Sweet Sixteens • 3 Elite Eights • 1993 NCAA Final Four • 11 Big Ten Titles

Whitney Jennings



Guard • 5-5 • Sophomore
Logansport, Ind.
Logansport

2015-16... Played in every contest (26) with 24 starts at point guard... netted eight points and pulled down three rebounds at Minnesota (Feb. 15)... scored 14 points against Ohio State (Feb. 11)... netted 10 points and dished out four assists against Michigan State (Feb. 7)... scored a career-high 22 points at Indiana (Feb. 4)... netted 11 points and blocked a career-high two shots at Northwestern (Jan. 31)... scored eight points, all from the free throw line, and matched her career-high with six assists against Michigan (Jan. 28)... netted seven points and recorded a steal at Purdue (Jan. 24)... recorded 11 points, three assists and two steals against Penn State (Jan. 20)... netted a season-high 15 points and took a career-high 15 field goal attempts at Michigan State (Jan. 16)... scored 11 points at Wisconsin (Jan. 13)... netted 10 points and dished out two assists against Maryland (Jan. 10)... matched her career-high six assists and added eight points at Michigan (Jan. 7)... dished out four assists and netted 10 points against Rutgers (Jan. 4)... dished out four assists, tallied five rebounds, and scored six points at Nebraska (Dec. 31)... scored a season-high 15 points, hitting a career-high 8-of-8 free throw attempts, against Drake (Dec. 22)... pulled down a career-high seven rebounds twice this season... netted 13 points and recorded career-highs with

| Opponent | Date | gs | min | Total | 3-Pointers | Free throws | Rebounds | pf | a | t/o | blk | stl | pts | avg |
|----------------------|----------|----|-----|--------|------------|-------------|----------|-------|-------|------|-----|-----|-----|-----|
| | | | | fg-fga | pct | 3fg-fga | pct | ft-fa | pct | off | def | tot | avg | |
| NORTH DAKOTA | 11/13/15 | * | 27 | 5-11 | .455 | 1-2 | .500 | 3-4 | .750 | 1 | 3 | 4 | 4.0 | 0 |
| UT MARTIN | 11/15/15 | * | 23 | 0-4 | .000 | 0-2 | .000 | 0-0 | .000 | 0 | 3 | 3 | 3.5 | 1 |
| WESTERN ILLINOIS | 11/19/15 | * | 30 | 4-11 | .364 | 1-5 | .200 | 1-3 | .333 | 0 | 4 | 4 | 3.7 | 3 |
| at UNI | 11/22/15 | * | 27 | 3-8 | .375 | 2-5 | .400 | 0-0 | .000 | 0 | 7 | 7 | 4.5 | 4 |
| vs Wright State | 11/26/15 | * | 23 | 1-5 | .200 | 1-2 | .500 | 3-4 | .750 | 0 | 3 | 3 | 4.2 | 2 |
| vs George Washington | 11/27/15 | * | 47 | 4-11 | .364 | 2-7 | .286 | 3-4 | .750 | 0 | 5 | 5 | 4.3 | 3 |
| vs Houston | 11/28/15 | * | 33 | 1-7 | .143 | 1-4 | .250 | 2-2 | 1.000 | 1 | 6 | 7 | 4.7 | 1 |
| at Virginia | 12/02/15 | * | 28 | 2-7 | .286 | 1-3 | .333 | 2-4 | .500 | 1 | 1 | 2 | 4.4 | 1 |
| ROBERT MORRIS | 12/6/15 | * | 27 | 3-11 | .273 | 0-3 | .000 | 1-2 | .500 | 0 | 2 | 2 | 4.1 | 1 |
| at Iowa State | 12-11-15 | * | 30 | 0-7 | .000 | 0-2 | .000 | 2-2 | 1.000 | 0 | 2 | 2 | 3.9 | 3 |
| BRADLEY | 12/19/15 | | 22 | 3-9 | .333 | 2-5 | .400 | 0-0 | .000 | 0 | 4 | 4 | 3.9 | 3 |
| DRAKE | 12/22/15 | | 30 | 3-8 | .375 | 1-5 | .200 | 8-8 | 1.000 | 0 | 2 | 2 | 3.8 | 3 |
| at Nebraska | 12/31/15 | * | 32 | 1-8 | .125 | 1-4 | .250 | 3-4 | .750 | 1 | 4 | 5 | 3.8 | 4 |
| RUTGERS | 1/4/16 | * | 35 | 4-7 | .571 | 1-2 | .500 | 1-2 | .500 | 0 | 4 | 4 | 3.9 | 1 |
| at Michigan | 01/07/16 | * | 36 | 3-10 | .300 | 2-5 | .400 | 0-0 | .000 | 2 | 1 | 3 | 3.8 | 5 |
| MARYLAND | 1/10/16 | * | 33 | 5-9 | .556 | 0-1 | .000 | 0-0 | .000 | 0 | 6 | 6 | 3.9 | 1 |
| at Wisconsin | 01/13/16 | * | 38 | 4-11 | .364 | 2-4 | .500 | 1-2 | .500 | 0 | 0 | 0 | 3.7 | 2 |
| at Michigan State | 01/16/16 | * | 32 | 6-15 | .400 | 1-4 | .250 | 2-2 | 1.000 | 1 | 0 | 1 | 3.6 | 5 |
| PENN STATE | 1/20/16 | * | 36 | 4-8 | .500 | 1-3 | .333 | 2-2 | 1.000 | 1 | 1 | 2 | 3.5 | 5 |
| at Purdue | 1/24/16 | * | 34 | 3-7 | .429 | 1-3 | .333 | 0-0 | .000 | 0 | 1 | 1 | 3.4 | 5 |
| MICHIGAN | 1/28/16 | * | 32 | 0-7 | .000 | 0-4 | .000 | 8-8 | 1.000 | 0 | 1 | 1 | 3.2 | 1 |
| at Northwestern | 01/31/16 | * | 35 | 2-8 | .250 | 1-4 | .250 | 6-8 | .750 | 0 | 1 | 1 | 3.1 | 3 |
| at Indiana | 2/4/16 | * | 38 | 9-17 | .529 | 3-7 | .429 | 1-3 | .333 | 0 | 2 | 2 | 3.1 | 3 |
| MICHIGAN STATE | 2/7/16 | * | 38 | 4-8 | .500 | 2-4 | .500 | 0-0 | .000 | 0 | 3 | 3 | 3.1 | 5 |
| OHIO STATE | 2/11/16 | * | 34 | 6-12 | .500 | 0-4 | .000 | 2-2 | 1.000 | 0 | 2 | 2 | 3.0 | 1 |
| at Minnesota | 02/15/16 | * | 36 | 2-9 | .222 | 2-6 | .333 | 2-2 | 1.000 | 0 | 3 | 3 | 3.0 | 0 |
| Totals | | | 24 | 836 | 82-235 | .349 | 29-100 | .290 | 53-68 | .779 | 8 | 71 | 79 | 3.0 |

Games played: 26
Minutes/game: 32.2
Points/game: 9.5
FG Pct: 34.9
3FG Pct: 29.0
FT Pct: 77.9

Rebounds/game: 3.0
Assists/game: 2.9
Turnovers/game: 2.5
Assist/turnover ratio: 1.2
Steals/game: 1.2
Blocks/game: 0.2

six steals and 47 minutes against George Washington (Nov. 27)... scored a clutch 3-pointer with four seconds left in regulation to send Iowa into overtime with Western Illinois (Nov. 19)... tied her career-high with six assists against Western Illinois (Nov. 19)... reached double figures in scoring (14) and matched her career-high with four rebounds against North Dakota (Nov. 13).

2014-15... Competed in all 34 contests with 31 starts... started the last 27 games... scored 16 points in Iowa's First Round NCAA Tournament victory (Iowa's 2nd-leading scorer), finishing 4-of-5 from the field, 2-of-3 from 3-point range, and 6-of-6 from the line... tallied 11 points in Iowa's Second Round win over Miami... perfect (9-of-9) from the free throw line during Iowa's NCAA Tournament run (3 games)... scored in double figures in 17 games this season... sent Iowa and No. 15 Nebraska into overtime after going 1-for-2 at the free throw line with one second remaining in regulation (Jan. 26)... logged a season-high 38 minutes in Iowa's loss to Ohio State in

the semifinals of the Big Ten Tournament (March 7), scoring five points while adding three assists... started her first career game in season-opener against USC Upstate (Nov. 14), tallying seven points and five assists... tallied 15 points in Hawkeye Challenge win against Dayton (Nov. 22)... posted season-best 19 points in win over Gonzaga in Las Vegas (Nov. 29)... dished out a season-high six assists in home win over Northwestern (Jan. 14).

Personal Bests

Points: 22 at Indiana (2/4/16)
Rebounds: 7, 2x, last vs. Houston (11/28/15)
FGM: 9 at Indiana (2/4/16)
FGA: 17 at Indiana (2/4/16)
3-pt FG: 4 at Northwestern (1/29/15)
3-pt FGA: 8 at Northwestern (1/29/15)
FTM: 8, 2x, last vs. Michigan (1/28/16)
FTA: 8, 3x, last vs. Michigan (1/28/16)
Assists: 6, 4x, last vs. Michigan (1/28/16)
Steals: 6 vs. George Washington (11/27/15)
Blocks: 2, 2x, last at Indiana (2/4/16)
Minutes: 47 vs. George Washington (11/27/15)

| | | | Total | | 3-Point | | F-Throws | | Rebounds | | | | | | | | | | | Scoring | |
|---------|-------|-----------|---------|------|---------|------|----------|------|----------|-----|-----|-----|-----|----|-----|-----|-----|-----|-----|---------|--|
| Season | gp-gs | min/avg | fg-fga | pct | fg-fga | pct | ft-fa | pct | off | def | tot | avg | pf | fo | ast | to | blk | stl | pts | avg | |
| 2014-15 | 34-31 | 1050/30.9 | 101-262 | .385 | 36-112 | .321 | 70-100 | .700 | 9 | 59 | 68 | 2.0 | 73 | 2 | 92 | 53 | 6 | 35 | 308 | 9.1 | |
| 2015-16 | 26-24 | 836/32.2 | 82-235 | .349 | 29-100 | .290 | 53-68 | .779 | 8 | 71 | 79 | 3.0 | 64 | 5 | 76 | 64 | 5 | 32 | 246 | 9.5 | |
| TOTAL | 60-55 | 1886/31.4 | 183-497 | .368 | 65-212 | .307 | 123-168 | .732 | 17 | 130 | 147 | 2.5 | 137 | 7 | 168 | 117 | 11 | 67 | 554 | 9.2 | |





IOWA BASKETBALL

PLAYER BIOS

24 NCAA Tournaments • 6 Sweet Sixteens • 3 Elite Eights • 1993 NCAA Final Four • 11 Big Ten Titles

Hannah Stewart



Forward • 6-2 • Freshman
Minot, N.D.
Bishop Ryan Catholic

2015-16... Has appeared in 10 games off the bench this season... played a career-high four minutes and pulled down a rebound against Ohio State (Feb. 11)... dished out an assist against Michigan (Jan. 28)... registered a steal and a rebound in three minutes at Purdue (Jan. 24)... matched a career-high with three rebounds against Maryland in two minutes (Jan. 10), her first Big Ten game of the season... netted two points against Robert Morris (Dec. 6)... tallied an assist against Houston (Nov. 28)... tallied a steal and netted a point against UNI (Nov. 22)... came off the bench in Iowa's win over North Dakota (Nov. 13) for her collegiate debut... registered two blocks, one assist, and two points in just three minutes played against North Dakota (Nov. 13).

High School... Named North Dakota Miss Basketball by North Dakota Associated Press Sportscasters and Sportswriters Association in 2015... Gatorade North Dakota Girls Basketball Player of the Year in 2015, after being a nominee for the same award in 2014... two-time Athlete of the Year for the state of North Dakota (2014, 2015)... three-time all-area and all-tournament team selection... 82nd-best player and the

2015-16 Game-by-Game

| Opponent | Date | gs | min | Total | | 3-Pointers | | Free throws | | Rebounds | | | | pf | a | t/o | blk | stl | pts | avg |
|---------------|----------|----|-----|--------|------|------------|------|-------------|------|----------|-----|-----|-----|----|---|-----|-----|-----|-----|-----|
| | | | | fg-fga | pct | 3fg-fga | pct | ft-fa | pct | off | def | tot | avg | | | | | | | |
| NORTH DAKOTA | 11/13/15 | 3 | | 1-2 | .500 | 0-0 | .000 | 0-0 | .000 | 1 | 2 | 3 | 3.0 | 1 | 1 | 0 | 2 | 0 | 2 | 2.0 |
| at UNI | 11/22/15 | 2 | | 0-0 | .000 | 0-0 | .000 | 1-2 | .500 | 0 | 0 | 0 | 1.5 | 1 | 0 | 0 | 0 | 1 | 1 | 1.5 |
| vs Houston | 11/28/15 | 2 | | 0-0 | .000 | 0-0 | .000 | 0-0 | .000 | 0 | 0 | 0 | 1.0 | 0 | 1 | 0 | 0 | 0 | 0 | 1.0 |
| at Virginia | 12/02/15 | 2 | | 0-0 | .000 | 0-0 | .000 | 0-0 | .000 | 0 | 0 | 0 | 0.8 | 0 | 0 | 0 | 0 | 0 | 0 | 0.8 |
| ROBERT MORRIS | 12/6/15 | 2 | | 1-2 | .500 | 0-0 | .000 | 0-0 | .000 | 0 | 0 | 0 | 0.6 | 0 | 0 | 0 | 0 | 0 | 2 | 1.0 |
| MARYLAND | 1/10/16 | 2 | | 0-0 | .000 | 0-0 | .000 | 0-2 | .000 | 2 | 1 | 3 | 1.0 | 0 | 0 | 1 | 0 | 0 | 0 | 0.8 |
| at Purdue | 1/24/16 | 3 | | 0-0 | .000 | 0-0 | .000 | 0-0 | .000 | 0 | 1 | 1 | 1.0 | 0 | 0 | 1 | 0 | 1 | 0 | 0.7 |
| MICHIGAN | 1/28/16 | 2 | | 0-0 | .000 | 0-0 | .000 | 0-0 | .000 | 0 | 0 | 0 | 0.9 | 0 | 1 | 0 | 0 | 0 | 0 | 0.6 |
| at Indiana | 2/4/16 | 1 | | 0-0 | .000 | 0-0 | .000 | 0-0 | .000 | 0 | 0 | 0 | 0.8 | 0 | 0 | 0 | 0 | 0 | 0 | 0.6 |
| OHIO STATE | 2/11/16 | 4 | | 0-2 | .000 | 0-0 | .000 | 0-0 | .000 | 0 | 1 | 1 | 0.8 | 0 | 0 | 1 | 0 | 0 | 0 | 0.5 |
| Totals | | 0 | 23 | 2-6 | .333 | 0-0 | .000 | 1-4 | .250 | 3 | 5 | 8 | 0.8 | 2 | 3 | 3 | 2 | 2 | 5 | 0.5 |

Games played: 10
Minutes/game: 2.3
Points/game: 0.5
FG Pct: 33.3
FT Pct: 25.0

Rebounds/game: 0.8
Assists/game: 0.3
Turnovers/game: 0.3
Assist/turnover ratio: 1.0
Steals/game: 0.2
Blocks/game: 0.2

15th best forward in the Class of 2015 by ESPN HoopGurlz... led Bishop Ryan Catholic High School to three consecutive Class B state championships... four-time all-state (first team in 2013-15 and second team in 2012), all-region, and all-district honoree... three-time state tournament MVP... averaged 19.3 points, 11.8 rebounds, 5.7 steals, 4.6 blocks, and 4.3 assists per game as a senior... also shot 60.9 percent from inside the arc... record holder in career points, career rebounds, career blocks, career steals, and rebounds

Personal Bests

Points: 2, 2x, last vs. Robert Morris (12/6/15)
Rebounds: 3, 2x, last vs. Maryland (1/10/16)
FGM: 1, 2x, last vs. Robert Morris (12/6/15)
FGA: 2, 2x, last vs. Robert Morris (12/6/15)
3-pt FG: ---
3-pt FGA: ---
FTM: 1 at UNI (11/22/15)
FTA: 2, 2x, last vs. Maryland (1/10/16)
Assists: 1, 3x, last vs. Michigan (1/28/16)
Steals: 1, 2x, last at Purdue (1/24/16)
Blocks: 2 vs. North Dakota (11/13/15)
Minutes: 4 vs. Ohio State (2/11/16)

| | | | Total | | 3-Point | | F-Throws | | Rebounds | | | | | | | | | | | Scoring | |
|---------|-------|---------|--------|------|---------|------|----------|------|----------|-----|-----|-----|----|----|-----|----|-----|-----|-----|---------|--|
| Season | gp-gs | min/avg | fg-fga | pct | fg-fga | pct | ft-fa | pct | off | def | tot | avg | pf | fo | ast | to | blk | stl | pts | avg | |
| 2015-16 | 10-0 | 23/2.3 | 2-6 | .333 | 0-0 | .000 | 1-4 | .250 | 3 | 5 | 8 | 0.8 | 2 | 0 | 3 | 3 | 2 | 2 | 5 | 0.5 | |
| TOTAL | 10-0 | 23/2.3 | 2-6 | .333 | 0-0 | .000 | 1-4 | .250 | 3 | 5 | 8 | 0.8 | 2 | 0 | 3 | 3 | 2 | 2 | 5 | 0.5 | |





IOWA BASKETBALL

PLAYER BIOS

24 NCAA Tournaments • 6 Sweet Sixteens • 3 Elite Eights • 1993 NCAA Final Four • 11 Big Ten Titles

Christina Bутtenham



Forward • 6-0 • Sophomore
Hamilton, Ontario, Canada
St. Mary Catholic Secondary

2015-16... Has competed in 24 contests this season, averaging 16.5 minutes per game... pulled down five rebounds against Ohio State (Feb. 11)... recorded a career-high two steals, pulled down four rebounds and netted nine points against Michigan State (Feb. 7)... registered six rebounds to match her career-high and five points against Michigan (Jan. 28)... set career-highs in points (14), field goals made (5), three-point field goals made (3) and minutes played (27) at Purdue (Jan. 24)... matched her career-high with six rebounds in 16 minutes against Penn State (Jan. 20)... registered 20 minutes and five rebounds at Michigan State (Jan. 16)... tied her career-high with six rebounds to lead the Hawkeyes in that category and netted five points at Wisconsin (Jan. 13)... scored two points and added two rebounds off the bench against Maryland (Jan. 10)... compiled four rebounds, three points, two assists, and one block in 20 minutes off the bench at Michigan (Jan. 7)... dished out two assists in eight minutes played against Rutgers (Jan. 4)... played 16 minutes with two assists, a career-high six rebounds, and three points at Nebraska (Dec. 31)... tallied career-highs for assists (4), field

2015-16 Game-by-Game

| Opponent | Date | gs | min | Total | | 3-Pointers | | Free throws | | Rebounds | | | | pf | a | t/o | blk | stl | pts | avg |
|----------------------|----------|----|-----|--------|------|------------|------|-------------|------|----------|-----|-----|-----|----|----|-----|-----|-----|------|-----|
| | | | | fg-fga | pct | 3fg-fga | pct | ft-fa | pct | off | def | tot | avg | | | | | | | |
| NORTH DAKOTA | 11/13/15 | 24 | 4-7 | .571 | 2-4 | .500 | 0-0 | .000 | 0 | 2 | 2 | 2.0 | 1 | 2 | 2 | 0 | 1 | 10 | 10.0 | |
| UT MARTIN | 11/15/15 | 22 | 1-3 | .333 | 1-3 | .333 | 0-0 | .000 | 2 | 3 | 5 | 3.5 | 1 | 2 | 2 | 0 | 1 | 3 | 6.5 | |
| WESTERN ILLINOIS | 11/19/15 | 14 | 0-1 | .000 | 0-1 | .000 | 0-0 | .000 | 1 | 2 | 3 | 3.3 | 2 | 3 | 0 | 0 | 1 | 0 | 4.3 | |
| at UNI | 11/22/15 | 16 | 1-4 | .250 | 1-3 | .333 | 0-0 | .000 | 2 | 0 | 2 | 3.0 | 3 | 0 | 1 | 0 | 0 | 3 | 4.0 | |
| vs Wright State | 11/26/15 | 16 | 1-4 | .250 | 0-2 | .000 | 0-0 | .000 | 0 | 0 | 0 | 2.4 | 0 | 0 | 1 | 1 | 0 | 2 | 3.6 | |
| vs George Washington | 11/27/15 | 13 | 1-2 | .500 | 1-1 | 1.000 | 2-2 | 1.000 | 0 | 1 | 1 | 2.2 | 2 | 0 | 4 | 0 | 0 | 5 | 3.8 | |
| vs Houston | 11/28/15 | 6 | 0-1 | .000 | 0-0 | .000 | 0-0 | .000 | 0 | 0 | 0 | 1.9 | 0 | 1 | 3 | 0 | 0 | 0 | 3.3 | |
| at Virginia | 12/02/15 | 13 | 2-5 | .400 | 2-4 | .500 | 0-0 | .000 | 0 | 2 | 2 | 1.9 | 1 | 1 | 2 | 0 | 1 | 6 | 3.6 | |
| ROBERT MORRIS | 12/6/15 | 19 | 2-4 | .500 | 0-1 | .000 | 0-0 | .000 | 0 | 1 | 1 | 1.8 | 0 | 0 | 0 | 0 | 0 | 4 | 3.7 | |
| at Iowa State | 12-11-15 | 15 | 1-2 | .500 | 0-0 | .000 | 0-0 | .000 | 0 | 1 | 1 | 1.7 | 3 | 0 | 1 | 0 | 0 | 2 | 3.5 | |
| BRADLEY | 12/19/15 | 23 | 3-8 | .375 | 1-6 | .167 | 0-0 | .000 | 2 | 0 | 2 | 1.7 | 1 | 4 | 0 | 0 | 1 | 7 | 3.8 | |
| DRAKE | 12/22/15 | 15 | 0-1 | .000 | 0-0 | .000 | 0-0 | .000 | 3 | 1 | 4 | 1.9 | 0 | 0 | 2 | 0 | 1 | 0 | 3.5 | |
| at Nebraska | 12/31/15 | 16 | 1-3 | .333 | 1-3 | .333 | 0-0 | .000 | 1 | 5 | 6 | 2.2 | 1 | 2 | 0 | 0 | 0 | 3 | 3.5 | |
| RUTGERS | 1/4/16 | 8 | 0-0 | .000 | 0-0 | .000 | 0-0 | .000 | 0 | 0 | 0 | 2.1 | 0 | 2 | 2 | 0 | 0 | 0 | 3.2 | |
| at Michigan | 01/07/16 | 20 | 1-3 | .333 | 1-3 | .333 | 0-0 | .000 | 2 | 2 | 4 | 2.2 | 1 | 2 | 1 | 1 | 1 | 3 | 3.2 | |
| MARYLAND | 1/10/16 | 16 | 1-3 | .333 | 0-1 | .000 | 0-0 | .000 | 1 | 1 | 2 | 2.2 | 3 | 0 | 1 | 0 | 0 | 2 | 3.1 | |
| at Wisconsin | 01/13/16 | 19 | 2-3 | .667 | 1-2 | .500 | 0-0 | .000 | 4 | 2 | 6 | 2.4 | 1 | 0 | 1 | 0 | 1 | 5 | 3.2 | |
| at Michigan State | 01/16/16 | 20 | 0-2 | .000 | 0-1 | .000 | 0-0 | .000 | 2 | 3 | 5 | 2.6 | 1 | 1 | 1 | 0 | 0 | 0 | 3.1 | |
| PENN STATE | 1/20/16 | 16 | 0-4 | .000 | 0-2 | .000 | 1-2 | .500 | 4 | 2 | 6 | 2.7 | 1 | 1 | 0 | 0 | 0 | 1 | 2.9 | |
| at Purdue | 1/24/16 | 27 | 5-6 | .833 | 3-3 | 1.000 | 1-2 | .500 | 2 | 1 | 3 | 2.8 | 3 | 1 | 1 | 0 | 1 | 14 | 3.5 | |
| MICHIGAN | 1/28/16 | 20 | 1-5 | .200 | 1-5 | .200 | 2-2 | 1.000 | 4 | 2 | 6 | 2.9 | 1 | 0 | 2 | 0 | 0 | 5 | 3.6 | |
| MICHIGAN STATE | 2/7/16 | 20 | 4-5 | .800 | 1-2 | .500 | 0-2 | .000 | 2 | 2 | 4 | 3.0 | 3 | 1 | 2 | 0 | 2 | 9 | 3.8 | |
| OHIO STATE | 2/11/16 | 15 | 0-5 | .000 | 0-2 | .000 | 0-0 | .000 | 2 | 3 | 5 | 3.0 | 2 | 1 | 1 | 0 | 0 | 0 | 3.7 | |
| at Minnesota | 02/15/16 | 4 | 0-1 | .000 | 0-1 | .000 | 0-0 | .000 | 0 | 0 | 0 | 2.9 | 2 | 1 | 0 | 0 | 0 | 0 | 3.5 | |
| Totals | | 0 | 397 | 31-82 | .378 | 16-50 | .320 | 6-10 | .600 | 34 | 36 | 70 | 2.9 | 33 | 25 | 30 | 2 | 11 | 84 | 3.5 |

Games played: 24
 Minutes/game: 16.5
 Points/game: 3.5
 FG Pct: 37.8
 3FG Pct: 32.0
 FT Pct: 60.0

Rebounds/game: 2.9
 Assists/game: 1.0
 Turnovers/game: 1.3
 Assist/turnover ratio: 0.8
 Steals/game: 0.5
 Blocks/game: 0.1

goal attempts (8) and three-point field goal attempts (6) against Bradley (Dec. 19)... tied her career-high of four 3-point attempts in Iowa's win over Virginia (Dec. 2)... tallied an assist against Houston (Nov. 28)... matched her career-high with three assists against Western Illinois (Nov. 19)... reached double figures in scoring (10) and logged a career-high 24 minutes in win over North Dakota (Nov. 13)... posted a career-high five rebounds against UT Martin (Nov. 15).

2014-15... Competed in 27 contests... played a season-high 15 minutes while netting a season-best 11 points in win over Penn State (Dec. 28)... went a perfect 3-for-3 from behind the arc to record nine points against Pepperdine (Nov. 21).

Personal Bests

Points: 14 at Purdue (1/24/16)
Rebounds: 6, 4x, last vs. Michigan (1/28/16)
FGM: 5, 2x, last at Purdue (1/24/16)
FGA: 8, 2x, last vs. Bradley (12/19/15)
3-pt FG: 3, 2x, last at Purdue (1/24/16)
3-pt FGA: 6 vs. Bradley (12/19/15)
FTM: 2, 3x, last vs. Michigan (1/28/16)
FTA: 4 vs. North Dakota (11/13/15)
Assists: 4 vs. Bradley (12/19/15)
Steals: 2, 2x, last vs. Michigan State (2/7/16)
Blocks: 1, 2x, last at Michigan (1/7/16)
Minutes: 27 at Purdue (1/24/16)

| | | | Total | | 3-Point | | F-Throws | | Rebounds | | | | | | | | | | | Scoring | |
|---------|-------|----------|--------|------|---------|------|----------|------|----------|-----|-----|-----|----|----|-----|----|-----|-----|-----|---------|--|
| Season | gp-gs | min/avg | fg-fga | pct | fg-fga | pct | ft-fa | pct | off | def | tot | avg | pf | fo | ast | to | blk | stl | pts | avg | |
| 2014-15 | 27-0 | 161/6.0 | 27-59 | .458 | 8-23 | .348 | 4-10 | .400 | 4 | 18 | 22 | 0.8 | 12 | 0 | 9 | 14 | 0 | 6 | 66 | 2.4 | |
| 2015-16 | 24-0 | 397/16.5 | 31-82 | .378 | 16-50 | .320 | 6-10 | .600 | 34 | 36 | 70 | 2.9 | 33 | 0 | 25 | 30 | 2 | 11 | 84 | 3.5 | |
| TOTAL | 51-0 | 558/10.9 | 58-141 | .411 | 24-73 | .329 | 10-20 | .500 | 38 | 54 | 92 | 1.8 | 45 | 0 | 34 | 44 | 2 | 17 | 150 | 2.9 | |





IOWA BASKETBALL

PLAYER BIOS

24 NCAA Tournaments • 6 Sweet Sixteens • 3 Elite Eights • 1993 NCAA Final Four • 11 Big Ten Titles

Tagyn Larson



Forward • 6-2 • Freshman
Sioux Falls, S.D.
Roosevelt

2015-16... Has played in five games off the bench for the Hawkeyes... registered two minutes and a rebound against Maryland (Jan. 10), playing in the first Big Ten game of her career... played two minutes in Iowa's win over Robert Morris (Dec. 6)... registered two minutes in Iowa's win at UNI (Nov. 22)... came off the bench in Iowa's win over North Dakota (Nov. 13) for her collegiate debut.

High School... Four-time all-state, all-city, and all-conference honoree... 100th-best player and the 15th-best wing in the Class of 2015 by ESPN HoopGurlz... averaged 12 points and eight rebounds and registered 90 blocks as a sophomore, leading Roosevelt to a conference title... averaged 16 points and eight rebounds, tallying 69 blocks as a junior... also shot 51 percent from the field and 80 percent from the foul line... holds the school record for career blocks, blocks in a game, and career rebounds.

2015-16 Game-by-Game

| Opponent | Date | gs | min | Total | | 3-Pointers | | Free throws | | Rebounds | | | | pf | a | t/o | blk | stl | pts | avg |
|---------------|----------|----|-----|--------|------|------------|------|-------------|------|----------|-----|-----|-----|----|---|-----|-----|-----|-----|-----|
| | | | | fg-fga | pct | 3fg-fga | pct | ft-fita | pct | off | def | tot | avg | | | | | | | |
| NORTH DAKOTA | 11/13/15 | 3 | | 0-0 | .000 | 0-0 | .000 | 0-0 | .000 | 0 | 0 | 0 | 0.0 | 0 | 0 | 0 | 0 | 0 | 0 | 0.0 |
| at UNI | 11/22/15 | 2 | | 0-0 | .000 | 0-0 | .000 | 0-0 | .000 | 0 | 0 | 0 | 0.0 | 0 | 0 | 0 | 0 | 0 | 0 | 0.0 |
| ROBERT MORRIS | 12/6/15 | 2 | | 0-0 | .000 | 0-0 | .000 | 0-0 | .000 | 0 | 0 | 0 | 0.0 | 0 | 0 | 0 | 0 | 0 | 0 | 0.0 |
| MARYLAND | 1/10/16 | 2 | | 0-0 | .000 | 0-0 | .000 | 0-0 | .000 | 0 | 1 | 1 | 0.3 | 0 | 0 | 0 | 0 | 0 | 0 | 0.0 |
| OHIO STATE | 2/11/16 | 1 | | 0-0 | .000 | 0-0 | .000 | 0-0 | .000 | 0 | 0 | 0 | 0.2 | 0 | 0 | 0 | 0 | 0 | 0 | 0.0 |
| Totals | | 0 | 10 | 0-0 | .000 | 0-0 | .000 | 0-0 | .000 | 0 | 1 | 1 | 0.2 | 0 | 0 | 0 | 0 | 0 | 0 | 0.0 |

Games played: 5
Minutes/game: 2.0

Rebounds/game: 0.2

Personal Bests

Points: ---
Rebounds: 1 vs. Maryland (1/10/16)
FGM: ---
FGA: ---
3-pt FG: ---
3-pt FGA: ---
FTM: ---
FTA: ---
Assists: ---
Steals: ---
Blocks: ---
Minutes: 3 vs. North Dakota (11/13/15)

| | | | Total | | 3-Point | | F-Throws | | Rebounds | | | | | | | | | | | Scoring | |
|---------|-------|---------|--------|------|---------|------|----------|------|----------|-----|-----|-----|----|----|-----|----|-----|-----|-----|---------|--|
| Season | gp-gs | min/avg | fg-fga | pct | fg-fga | pct | ft-fita | pct | off | def | tot | avg | pf | fo | ast | to | blk | stl | pts | avg | |
| 2015-16 | 5-0 | 10/2.0 | 0-0 | .000 | 0-0 | .000 | 0-0 | .000 | 0 | 1 | 1 | 0.2 | 0 | 0 | 0 | 0 | 0 | 0 | 0 | 0.0 | |
| TOTAL | 5-0 | 10/2.0 | 0-0 | .000 | 0-0 | .000 | 0-0 | .000 | 0 | 1 | 1 | 0.2 | 0 | 0 | 0 | 0 | 0 | 0 | 0 | 0.0 | |





IOWA BASKETBALL

PLAYER BIOS

24 NCAA Tournaments • 6 Sweet Sixteens • 3 Elite Eights • 1993 NCAA Final Four • 11 Big Ten Titles

Kali Peschel



Forward • 6-1 • Senior
Sauk Centre, Minn.
Sauk Centre

2015-16... Team elected co-captain... has played in 25 games with 20 starts this season... scored five points and dished out a pair of assists at Minnesota (Feb. 15)... netted two points, pulled down a rebound and dished out an assist against Ohio State (Feb. 11)... scored four points and tallied three rebounds at Indiana (Feb. 4)... netted two points and pulled down two rebounds at Northwestern (Jan. 31)... scored six points and earned two rebounds against Penn State (Jan. 20)... netted 12 points and tallied four rebounds at Michigan State (Jan. 16)... scored six points and tallied five rebounds in Iowa's win at Wisconsin (Jan. 13)... earned five rebounds and netted four points against Maryland (Jan. 10)... compiled two points, two rebounds, and one block at Michigan (Jan. 7)... posted three rebounds and two points against Rutgers (Jan. 4)... pulled down eight rebounds and netted four points at Nebraska (Dec. 31)... matched her career-high with two steals against Bradley (Dec. 19)... tallied a career-high seven 3-point field goal attempts against Virginia (Dec. 2)... recorded a career-high 35 minutes against Western Illinois (Nov. 19)... recorded her

2015-16 Game-by-Game

| | | | | Total | | 3-Pointers | | Free throws | | Rebounds | | | | | | | | | | | |
|----------------------|----------|----|-----|--------|--------|------------|-------|-------------|-------|----------|-----|-----|------|-----|----|-----|-----|-----|-----|------|-----|
| Opponent | Date | gs | min | fg-fga | pct | 3fg-fga | pct | ft-fa | pct | off | def | tot | avg | pf | a | t/o | blk | stl | pts | avg | |
| NORTH DAKOTA | 11/13/15 | * | 29 | 6-11 | .545 | 3-6 | .500 | 2-2 | 1.000 | 8 | 6 | 14 | 14.0 | 3 | 1 | 1 | 0 | 0 | 17 | 17.0 | |
| UT MARTIN | 11/15/15 | * | 27 | 2-6 | .333 | 1-4 | .250 | 2-2 | 1.000 | 1 | 4 | 5 | 9.5 | 4 | 1 | 3 | 0 | 0 | 7 | 12.0 | |
| WESTERN ILLINOIS | 11/19/15 | * | 35 | 1-7 | .143 | 1-6 | .167 | 2-2 | 1.000 | 2 | 9 | 11 | 10.0 | 3 | 2 | 3 | 0 | 1 | 5 | 9.7 | |
| at UNI | 11/22/15 | * | 19 | 2-6 | .333 | 0-1 | .000 | 2-2 | 1.000 | 0 | 3 | 3 | 8.3 | 4 | 1 | 1 | 0 | 0 | 6 | 8.8 | |
| vs Wright State | 11/26/15 | * | 32 | 4-8 | .500 | 0-1 | .000 | 0-1 | .000 | 0 | 5 | 5 | 7.6 | 3 | 0 | 1 | 1 | 1 | 8 | 8.6 | |
| vs George Washington | 11/27/15 | * | 32 | 2-6 | .333 | 0-1 | .000 | 4-4 | 1.000 | 2 | 3 | 5 | 7.2 | 4 | 0 | 0 | 0 | 1 | 1 | 8 | 8.5 |
| vs Houston | 11/28/15 | * | 26 | 3-7 | .429 | 1-4 | .250 | 1-2 | .500 | 0 | 4 | 4 | 6.7 | 5 | 2 | 0 | 1 | 1 | 8 | 8.4 | |
| at Virginia | 12/02/15 | * | 27 | 2-10 | .200 | 2-7 | .286 | 0-0 | .000 | 1 | 6 | 7 | 6.8 | 3 | 3 | 4 | 1 | 1 | 6 | 8.1 | |
| ROBERT MORRIS | 12/6/15 | * | 26 | 2-9 | .222 | 1-4 | .250 | 1-2 | .500 | 3 | 5 | 8 | 6.9 | 1 | 0 | 1 | 0 | 0 | 6 | 7.9 | |
| at Iowa State | 12-11-15 | * | 15 | 1-4 | .250 | 0-1 | .000 | 0-0 | .000 | 2 | 1 | 3 | 6.5 | 5 | 0 | 1 | 0 | 0 | 2 | 7.3 | |
| BRADLEY | 12/19/15 | * | 25 | 1-3 | .333 | 1-2 | .500 | 0-0 | .000 | 1 | 2 | 3 | 6.2 | 3 | 1 | 1 | 1 | 2 | 3 | 6.9 | |
| DRAKE | 12/22/15 | * | 15 | 0-3 | .000 | 0-1 | .000 | 2-2 | 1.000 | 1 | 3 | 4 | 6.0 | 3 | 4 | 2 | 1 | 0 | 2 | 6.5 | |
| at Nebraska | 12/31/15 | * | 23 | 1-3 | .333 | 0-1 | .000 | 2-2 | 1.000 | 1 | 7 | 8 | 6.2 | 1 | 1 | 3 | 1 | 0 | 4 | 6.3 | |
| RUTGERS | 1/4/16 | * | 15 | 0-0 | .000 | 0-0 | .000 | 2-2 | 1.000 | 1 | 2 | 3 | 5.9 | 1 | 0 | 2 | 0 | 0 | 2 | 6.0 | |
| at Michigan | 01/07/16 | * | 18 | 1-5 | .200 | 0-3 | .000 | 0-0 | .000 | 1 | 1 | 2 | 5.7 | 2 | 0 | 2 | 1 | 0 | 2 | 5.7 | |
| MARYLAND | 1/10/16 | * | 19 | 1-4 | .250 | 0-1 | .000 | 2-2 | 1.000 | 2 | 3 | 5 | 5.6 | 1 | 0 | 2 | 0 | 0 | 4 | 5.6 | |
| at Wisconsin | 01/13/16 | * | 21 | 2-4 | .500 | 2-4 | .500 | 0-0 | .000 | 0 | 5 | 5 | 5.6 | 3 | 0 | 4 | 0 | 1 | 6 | 5.6 | |
| at Michigan State | 01/16/16 | * | 30 | 3-6 | .500 | 3-4 | .750 | 3-4 | .750 | 0 | 4 | 4 | 5.5 | 4 | 1 | 2 | 0 | 0 | 12 | 6.0 | |
| PENN STATE | 1/20/16 | * | 19 | 2-5 | .400 | 1-4 | .250 | 1-2 | .500 | 1 | 1 | 2 | 5.3 | 5 | 1 | 4 | 0 | 0 | 6 | 6.0 | |
| MICHIGAN | 1/28/16 | * | 3 | 0-0 | .000 | 0-0 | .000 | 0-0 | .000 | 0 | 1 | 1 | 5.1 | 1 | 0 | 0 | 0 | 0 | 0 | 5.7 | |
| at Northwestern | 01/31/16 | | 9 | 1-2 | .500 | 0-0 | .000 | 0-0 | .000 | 1 | 1 | 2 | 5.0 | 0 | 0 | 2 | 0 | 0 | 2 | 5.5 | |
| at Indiana | 2/4/16 | | 20 | 1-1 | 1.000 | 0-0 | .000 | 2-2 | 1.000 | 1 | 2 | 3 | 4.9 | 1 | 1 | 0 | 0 | 0 | 4 | 5.5 | |
| MICHIGAN STATE | 2/7/16 | | 3 | 0-0 | .000 | 0-0 | .000 | 0-0 | .000 | 0 | 0 | 0 | 4.7 | 0 | 0 | 0 | 0 | 0 | 0 | 5.2 | |
| OHIO STATE | 2/11/16 | | 14 | 1-1 | 1.000 | 0-0 | .000 | 0-0 | .000 | 0 | 1 | 1 | 4.5 | 0 | 1 | 1 | 0 | 0 | 2 | 5.1 | |
| at Minnesota | 02/15/16 | | 12 | 2-6 | .333 | 0-2 | .000 | 1-1 | 1.000 | 2 | 0 | 2 | 4.4 | 3 | 2 | 0 | 0 | 0 | 5 | 5.1 | |
| Totals | | | 20 | 514 | 41-117 | .350 | 16-57 | .281 | 29-34 | .853 | 31 | 79 | 110 | 4.4 | 63 | 22 | 40 | 8 | 8 | 127 | 5.1 |

Games played: 25
 Minutes/game: 20.6
 Points/game: 5.1
 FG Pct: 35.0
 3FG Pct: 28.1
 FT Pct: 85.3

Rebounds/game: 4.4
 Assists/game: 0.9
 Turnovers/game: 1.6
 Assist/turnover ratio: 0.6
 Steals/game: 0.3
 Blocks/game: 0.3

second career double-double (13 points, 10 rebounds) with 50 seconds left in the first half against North Dakota (Nov. 13) and ended the game with 17 points and 14 rebounds... also matched career-highs with a team-high 14 rebounds, 11 field goal attempts, and three, 3-pointers made, and set a career-high with six, 3-point field goal attempts against North Dakota... reached double figures (17) in scoring in win over North Dakota (Nov. 13)... named to the Hawkeye Challenge All-Tournament Team for the second time in her career.

2014-15... Played in all 34 games this season, with three starts... has made a career-high three 3-pointers three different times this season, most recently against Ohio State in the semifinal round of the Big Ten Tournament (March 7)... shot 43.4% from 3-point range, the eighth-best season in program history from beyond the arc led the team in 3-point field goals (3-5) in win over No. 25 Nebraska at the Big Ten Tour-

namment (March 6)... netted a career-best 19 points in win over Robert Morris (Nov. 16)... shot 62.5 percent (10-16) from behind the arc during the postseason; a stretch of five games... nominated for the 2015 Allstate WBCA Good Works Team®.

Personal Bests

Points: 19 vs. Robert Morris (11/16/14)
Rebounds: 14, 2x, last vs. North Dakota (11/13/15)
FGM: 7 vs. Robert Morris (11/16/14)
FGA: 11, 2x, last vs. North Dakota (11/13/15)
3-pt FG: 3, 4x, last at Michigan State (1/16/16)
3-pt FGA: 7 at Virginia (12/2/15)
FTM: 8 vs. Boston College (11/29/13)
FTA: 8 vs. Boston College (11/29/13)
Assists: 6 vs. Syracuse (12/5/13)
Steals: 2, 6x, last vs. Bradley (12/19/15)
Blocks: 2, 2x, last vs. Penn State (1/5/14)
Minutes: 35 vs. Western Illinois (11/19/15)

| | | | Total | | 3-Point | | F-Throws | | Rebounds | | | | | | | | | | Scoring | |
|---------|--------|-----------|---------|------|---------|------|----------|------|----------|-----|-----|-----|-----|----|-----|-----|-----|-----|---------|-----|
| Season | gp-gs | min/avg | fg-fga | pct | fg-fga | pct | ft-fa | pct | off | def | tot | avg | pf | fo | ast | to | blk | stl | pts | avg |
| 2012-13 | 28-0 | 198/7.1 | 4-26 | .154 | 1-11 | .091 | 7-12 | .583 | 18 | 11 | 29 | 1.0 | 28 | 0 | 8 | 9 | 4 | 6 | 16 | 0.6 |
| 2013-14 | 36-19 | 659/18.3 | 44-127 | .346 | 7-43 | .163 | 65-85 | .765 | 48 | 92 | 140 | 3.9 | 79 | 2 | 26 | 40 | 8 | 16 | 160 | 4.4 |
| 2014-15 | 34-3 | 556/16.4 | 58-127 | .457 | 23-53 | .434 | 34-43 | .791 | 36 | 61 | 97 | 2.9 | 69 | 1 | 20 | 35 | 5 | 13 | 173 | 5.1 |
| 2015-16 | 25-20 | 514/20.6 | 41-117 | .350 | 16-57 | .281 | 29-34 | .853 | 31 | 79 | 110 | 4.4 | 63 | 3 | 22 | 40 | 8 | 8 | 127 | 5.1 |
| TOTAL | 123-42 | 1927/15.7 | 147-397 | .370 | 47-164 | .287 | 135-174 | .776 | 133 | 243 | 376 | 3.1 | 239 | 6 | 76 | 124 | 25 | 43 | 476 | 3.9 |





IOWA BASKETBALL

PLAYER BIOS

24 NCAA Tournaments • 6 Sweet Sixteens • 3 Elite Eights • 1993 NCAA Final Four • 11 Big Ten Titles

Carly Mohns



**Forward • 6-1 • Sophomore
Brodhead, Wis.
Brodhead**

2015-16... Will miss four months after having surgery to repair a left knee injury on Dec. 17... has appeared in nine games for the Hawkeyes... netted two points in Iowa's win over Robert Morris (Dec. 6)... tallied a career-high three assists against Robert Morris (Dec. 6)... netted a free throw to tie her career-high in Iowa's win over Virginia (Dec. 2)... logged a career-high 19 minutes against Houston (Nov. 28)... netted a career-high 11 points and five field goals, and dished out two assists against Houston (Nov. 28)... logged 14 minutes at UNI (Nov. 22)... tallied a career high for three point field goals (1) against Western Illinois (Nov. 19)... logged eight minutes and scored three points in Iowa's win over North Dakota (Nov. 13).

2014-15... Played in 14 games, averaging 4.6 minutes per game... scored a season-high six points while going 3-for-3 from the field in win over Pepperdine (Nov. 21)... grabbed a season-best seven rebounds in season-opener against USC Upstate (Nov. 14).

2015-16 Game-by-Game

| | | Total | | | | 3-Pointers | | Free throws | | Rebounds | | | | | | | | | | |
|----------------------|----------|-------|-----|--------|------|------------|------|-------------|------|----------|-----|-----|-----|----|----|-----|-----|-----|-----|-----|
| Opponent | Date | gs | min | fg-fga | pct | 3fg-fga | pct | ft-fa | pct | off | def | tot | avg | pf | a | t/o | blk | stl | pts | avg |
| NORTH DAKOTA | 11/13/15 | 8 | 1-1 | 1.000 | 0-0 | .000 | 1-2 | .500 | 0 | 2 | 2 | 2.0 | 2 | 0 | 1 | 0 | 0 | 0 | 3 | 3.0 |
| WESTERN ILLINOIS | 11/19/15 | 12 | 1-2 | .500 | 1-1 | 1.000 | 0-0 | .000 | 1 | 4 | 5 | 3.5 | 0 | 1 | 0 | 0 | 0 | 0 | 3 | 3.0 |
| at UNI | 11/22/15 | 14 | 1-3 | .333 | 0-2 | .000 | 0-0 | .000 | 1 | 2 | 3 | 3.3 | 3 | 0 | 1 | 1 | 1 | 1 | 2 | 2.7 |
| vs Wright State | 11/26/15 | 7 | 0-1 | .000 | 0-0 | .000 | 0-0 | .000 | 1 | 2 | 3 | 3.3 | 1 | 0 | 0 | 0 | 0 | 0 | 0 | 2.0 |
| vs George Washington | 11/27/15 | 17 | 1-2 | .500 | 0-0 | .000 | 0-0 | .000 | 0 | 0 | 0 | 2.6 | 1 | 1 | 0 | 0 | 0 | 0 | 2 | 2.0 |
| vs Houston | 11/28/15 | 19 | 5-7 | .714 | 1-3 | .333 | 0-1 | .000 | 1 | 2 | 3 | 2.7 | 0 | 2 | 2 | 1 | 0 | 0 | 11 | 3.5 |
| at Virginia | 12/02/15 | 15 | 2-2 | 1.000 | 0-0 | .000 | 1-2 | .500 | 2 | 1 | 3 | 2.7 | 0 | 1 | 1 | 0 | 0 | 0 | 5 | 3.7 |
| ROBERT MORRIS | 12/6/15 | 17 | 1-3 | .333 | 0-2 | .000 | 0-0 | .000 | 2 | 4 | 6 | 3.1 | 0 | 3 | 2 | 0 | 0 | 0 | 2 | 3.5 |
| at Iowa State | 12-11-15 | 15 | 1-4 | .250 | 0-1 | .000 | 0-0 | .000 | 2 | 2 | 4 | 3.2 | 3 | 2 | 0 | 0 | 0 | 0 | 2 | 3.3 |
| Totals | | 0 | 124 | 13-25 | .520 | 2-9 | .222 | 2-5 | .400 | 10 | 19 | 29 | 3.2 | 10 | 10 | 7 | 2 | 1 | 30 | 3.3 |

Games played: 9
Minutes/game: 13.8
Points/game: 3.3
FG Pct: 52.0
3FG Pct: 22.2
FT Pct: 40.0

Rebounds/game: 3.2
Assists/game: 1.1
Turnovers/game: 0.8
Assist/turnover ratio: 1.4
Steals/game: 0.1
Blocks/game: 0.2

Personal Bests

Points: 11 vs. Houston (11/28/15)
Rebounds: 7 vs. USC Upstate (11/14/14)
FGM: 5 vs. Houston (11/28/15)
FGA: 7 vs. Houston (11/28/15)
3-pt FG: 1, 2x, last vs. Houston (11/28/15)
3-pt FGA: 3 vs. Houston (11/28/15)
FTM: 1, 3x, last at Virginia (12/2/15)
FTA: 6 vs. USC Upstate (11/14/14)
Assists: 3 vs. Robert Morris (12/6/15)
Steals: 1, 4x, last at UNI (11/22/15)
Blocks: 1, 2x, last vs. Houston (11/28/15)
Minutes: 19 vs. Houston (11/28/15)

| | | | Total | | 3-Point | | F-Throws | | | Rebounds | | | | | | | | | | | Scoring | |
|---------|-------|----------|--------|------|---------|------|----------|------|-----|----------|-----|-----|----|----|-----|----|-----|-----|-----|-----|---------|--|
| Season | gp-gs | min/avg | fg-fga | pct | fg-fga | pct | ft-fa | pct | off | def | tot | avg | pf | fo | ast | to | blk | stl | pts | avg | | |
| 2014-15 | 14-0 | 64/4.6 | 5-10 | .500 | 0-1 | .000 | 1-8 | .125 | 6 | 13 | 19 | 1.4 | 11 | 0 | 3 | 5 | 1 | 3 | 11 | 0.8 | | |
| 2015-16 | 9-0 | 124/13.8 | 13-25 | .520 | 2-9 | .222 | 2-5 | .400 | 10 | 19 | 29 | 3.2 | 10 | 0 | 10 | 7 | 2 | 1 | 30 | 3.3 | | |
| TOTAL | 23-0 | 188/8.2 | 18-35 | .514 | 2-10 | .200 | 3-13 | .231 | 16 | 32 | 48 | 2.1 | 21 | 0 | 13 | 12 | 3 | 4 | 41 | 1.8 | | |





IOWA BASKETBALL

PLAYER BIOS

24 NCAA Tournaments • 6 Sweet Sixteens • 3 Elite Eights • 1993 NCAA Final Four • 11 Big Ten Titles

Hailey Schneden



Forward • 6-2 • Junior
Davenport, Iowa
Assumption

2015-16... Has appeared in two games for the Hawkeyes this year and 16 in her career... played one minute in Iowa's win over North Dakota (Nov. 13).

2014-15... Played in three games... Academic All-Big Ten honoree.

2015-16 Game-by-Game

| Opponent | Date | gs | min | Total | | 3-Pointers | | Free throws | | Rebounds | | | | pf | a | t/o | blk | stl | pts | avg |
|--------------|----------|----|-----|--------|------|------------|------|-------------|------|----------|-----|-----|-----|----|---|-----|-----|-----|-----|-----|
| | | | | fg-fga | pct | 3fg-fga | pct | ft-fga | pct | off | def | tot | avg | | | | | | | |
| NORTH DAKOTA | 11/13/15 | 1 | | 0-0 | .000 | 0-0 | .000 | 0-0 | .000 | 0 | 0 | 0 | 0.0 | 0 | 0 | 0 | 0 | 0 | 0 | 0.0 |
| MARYLAND | 1/10/16 | 0 | | 0-0 | .000 | 0-0 | .000 | 0-0 | .000 | 0 | 0 | 0 | 0.0 | 0 | 0 | 0 | 0 | 0 | 0 | 0.0 |
| Totals | | 0 | 1 | 0-0 | .000 | 0-0 | .000 | 0-0 | .000 | 0 | 0 | 0 | 0.0 | 0 | 0 | 0 | 0 | 0 | 0 | 0.0 |

Games played: 2
Minutes/game: 0.5

Personal Bests

Points: 2, 4x, last vs. Idaho State (12/7/13)
Rebounds: 2 vs. UNC-Wilmington (11/30/13)
FGM: 1, 3x, last vs. Idaho State (12/7/13)
FGA: 2, 2x, last vs. Idaho State (12/7/13)
3-pt FG: ---
3-pt FGA: ---
FTM: 2 vs. Ark-Pine Bluff (11/13/13)
FTA: 2, 2x, last vs. UNC-Wilmington (11/30/13)
Assists: 2 vs. Pepperdine (11/21/1)
Steals: 1, 2x, last vs. North Dakota (12/28/13)
Blocks: 1, 2x, last vs. Stony Brook (11/17/13)
Minutes: 10 vs. UNC-Wilmington (11/30/13)

| | | | Total | | 3-Point | | F-Throws | | Rebounds | | | | | | | | | | | Scoring | |
|---------|-------|---------|--------|------|---------|------|----------|------|----------|-----|-----|-----|----|----|-----|----|-----|-----|-----|---------|--|
| Season | gp-gs | min/avg | fg-fga | pct | fg-fga | pct | ft-fga | pct | off | def | tot | avg | pf | fo | ast | to | blk | stl | pts | avg | |
| 2013-14 | 11-0 | 35/3.2 | 3-5 | .600 | 0-0 | .000 | 2-4 | .500 | 1 | 4 | 5 | 0.5 | 5 | 0 | 3 | 1 | 2 | 2 | 8 | 0.7 | |
| 2014-15 | 3-0 | 5/1.7 | 0-0 | .000 | 0-0 | .000 | 0-0 | .000 | 1 | 1 | 2 | 0.7 | 0 | 0 | 2 | 0 | 0 | 0 | 0 | 0.0 | |
| 2015-16 | 2-0 | 1/0.5 | 0-0 | .000 | 0-0 | .000 | 0-0 | .000 | 0 | 0 | 0 | 0.0 | 0 | 0 | 0 | 0 | 0 | 0 | 0 | 0.0 | |
| TOTAL | 16-0 | 41/2.6 | 3-5 | .600 | 0-0 | .000 | 2-4 | .500 | 2 | 5 | 7 | 0.4 | 5 | 0 | 5 | 1 | 2 | 2 | 8 | 0.5 | |





IOWA BASKETBALL

PLAYER BIOS

24 NCAA Tournaments • 6 Sweet Sixteens • 3 Elite Eights • 1993 NCAA Final Four • 11 Big Ten Titles

Nicole Smith



Center • 6-4 • Senior
Rockton, Ill.
Hononegah

2015-16... Has appeared in four games for the Hawkeyes this season and 18 in her career... netted two points against Maryland in one minute off the bench (Jan. 10)... registered two minutes in Iowa's win over Robert Morris (Dec. 6)... logged three minutes in Iowa's win over North Dakota (Nov. 13).

2014-15... Played in three games, averaging 2.7 minutes off the bench... recorded a rebound in four minutes played against USC Upstate on Nov. 14... scored her first two points of the season against Pepperdine on Nov. 21, going 1-for-1 from the floor.

2015-16 Game-by-Game

| Opponent | Date | gs | min | Total | | 3-Pointers | | Free throws | | Rebounds | | | | pf | a | t/o | blk | stl | pts | avg |
|---------------|----------|----|-----|--------|-------|------------|------|-------------|------|----------|-----|-----|-----|----|---|-----|-----|-----|-----|-----|
| | | | | fg-fga | pct | 3fg-fga | pct | ft-fa | pct | off | def | tot | avg | | | | | | | |
| NORTH DAKOTA | 11/13/15 | 3 | | 0-0 | .000 | 0-0 | .000 | 0-0 | .000 | 0 | 0 | 0 | 0.0 | 0 | 0 | 0 | 0 | 0 | 0 | 0.0 |
| ROBERT MORRIS | 12/6/15 | 2 | | 0-0 | .000 | 0-0 | .000 | 0-0 | .000 | 0 | 0 | 0 | 0.0 | 0 | 0 | 0 | 0 | 0 | 0 | 0.0 |
| MARYLAND | 1/10/16 | 1 | | 1-1 | 1.000 | 0-0 | .000 | 0-0 | .000 | 0 | 0 | 0 | 0.0 | 0 | 0 | 0 | 0 | 0 | 2 | 0.7 |
| OHIO STATE | 2/11/16 | 1 | | 0-0 | .000 | 0-0 | .000 | 0-0 | .000 | 0 | 0 | 0 | 0.0 | 0 | 0 | 0 | 0 | 0 | 0 | 0.5 |
| Totals | | 0 | 7 | 1-1 | 1.000 | 0-0 | .000 | 0-0 | .000 | 0 | 0 | 0 | 0.0 | 0 | 0 | 0 | 0 | 0 | 2 | 0.5 |

Games played: 4
Minutes/game: 1.8
Points/game: 0.5
FG Pct: 100.0

Personal Bests

Points: 4 vs. Missouri State (12/19/12)
Rebounds: 1, 6x, last vs. USC Upstate (11/14/14)
FGM: 1, 4x, last vs. Pepperdine (11/21/14)
FGA: 2 vs. NIU (11/9/12)
3-pt FG: ---
3-pt FGA: ---
FTM: 2 vs. Missouri State (12/19/12)
FTA: 2 vs. Missouri State (12/19/12)
Assists: ---
Steals: ---
Blocks: 1, 2x, last vs. Pepperdine (11/21/14)
Minutes: 4, 2x, last vs. USC Upstate (11/14/14)

| | | | Total | | 3-Point | | F-Throws | | Rebounds | | | | | | | | | | | Scoring | |
|---------|-------|---------|--------|-------|---------|------|----------|-------|----------|-----|-----|-----|----|----|-----|----|-----|-----|-----|---------|--|
| Season | gp-gs | min/avg | fg-fga | pct | fg-fga | pct | ft-fa | pct | off | def | tot | avg | pf | fo | ast | to | blk | stl | pts | avg | |
| 2012-13 | 7-0 | 12/1.7 | 2-4 | .500 | 0-0 | .000 | 2-2 | 1.000 | 0 | 1 | 1 | 0.1 | 2 | 0 | 0 | 1 | 0 | 0 | 6 | 0.9 | |
| 2013-14 | 5-0 | 7/1.4 | 1-1 | 1.000 | 0-0 | .000 | 0-0 | .000 | 1 | 3 | 4 | 0.8 | 2 | 0 | 0 | 0 | 1 | 0 | 2 | 0.4 | |
| 2014-15 | 3-0 | 8/2.7 | 1-1 | 1.000 | 0-0 | .000 | 0-0 | .000 | 0 | 1 | 1 | 0.3 | 2 | 0 | 0 | 1 | 1 | 0 | 2 | 0.7 | |
| 2015-16 | 4-0 | 7/1.8 | 1-1 | 1.000 | 0-0 | .000 | 0-0 | .000 | 0 | 0 | 0 | 0.0 | 0 | 0 | 0 | 0 | 0 | 0 | 2 | 0.5 | |
| TOTAL | 19-0 | 34/1.8 | 5-7 | .714 | 0-0 | .000 | 2-2 | 1.000 | 1 | 5 | 6 | 0.3 | 6 | 0 | 0 | 2 | 2 | 0 | 12 | 0.6 | |





IOWA BASKETBALL

@IowaWBB NOTES

Game-by-Game Results

| RECORD: | OVERALL | HOME | AWAY | NEUTRAL |
|----------------|---------|------|------|---------|
| ALL GAMES | 15-11 | 8-4 | 5-6 | 2-1 |
| CONFERENCE | 5-9 | 2-4 | 3-5 | 0-0 |
| NON-CONFERENCE | 10-2 | 6-0 | 2-1 | 2-1 |

| Date | Opponent | Score | Att. | High Points | High Rebounds |
|----------|----------------------|-----------|---------|-----------------------|-------------------------|
| 11/13/15 | ^NORTH DAKOTA | W 83-61 | 4358 | (20)Disterhoft, Ally | (14)Peschel, Kali |
| 11/15/15 | ^UT MARTIN | W 62-56 | 3555 | (12)Davis, Tania | (6)Davis, Tania |
| | | | | | (6)Disterhoft, Ally |
| 11/19/15 | WESTERN ILLINOIS | Wot 96-81 | 3543 | (23)Gustafson, Megan | (11)Peschel, Kali |
| 11/22/15 | at UNI | W 80-65 | 2384 | (22)Kastanek, Alexa | (14)Coley, Chase |
| 11/26/15 | vs Wright State | W 83-77 | | (22)Coley, Chase | (9)Coley, Chase |
| 11/27/15 | vs George Washington | 77-81 | Lo2 627 | (22)Coley, Chase | (10)Coley, Chase |
| 11/28/15 | vs Houston | W 64-50 | | (15)Disterhoft, Ally | (8)Gustafson, Megan |
| 12/02/15 | at Virginia | W 85-73 | 3360 | (22)Kastanek, Alexa | (7)Peschel, Kali |
| | | | | | (7)Disterhoft, Ally |
| 12/6/15 | ROBERT MORRIS | W 69-50 | 3620 | (16)Disterhoft, Ally | (8)Peschel, Kali |
| 12-11-15 | 2at Iowa State | 66-69 | L 11373 | (26)Disterhoft, Ally | (8)Disterhoft, Ally |
| 12/19/15 | BRADLEY | W 60-53 | 4051 | (16)Disterhoft, Ally | (7)Gustafson, Megan |
| 12/22/15 | DRAKE | W 89-76 | 5430 | (20)Disterhoft, Ally | (7)Coley, Chase |
| | | | | | (7)Disterhoft, Ally |
| | | | | | (7)Gustafson, Megan |
| 12/31/15 | *at Nebraska | W 74-68 | 7329 | (17)Disterhoft, Ally | (11)Disterhoft, Ally |
| 1/4/16 | *RUTGERS | W 69-65 | 4959 | (20)Kastanek, Alexa | (6)Gustafson, Megan |
| 01/07/16 | *at Michigan | 75-82 | L 1889 | (18)Coley, Chase | (7)Kastanek, Alexa |
| 1/10/16 | *MARYLAND | 56-76 | L 7776 | (14)Gustafson, Megan | (9)Gustafson, Megan |
| | | | | (14)Disterhoft, Ally | |
| 01/13/16 | *at Wisconsin | W 57-54 | 3235 | (18)Disterhoft, Ally | (6)Buttenham, Christina |
| 01/16/16 | *at Michigan State | 73-80 | L 9017 | (16)Davis, Tania | (7)Disterhoft, Ally |
| 1/20/16 | *PENN STATE | 69-82 | L 3873 | (16)Coley, Chase | (7)Disterhoft, Ally |
| 1/24/16 | *at Purdue | 73-90 | L 7865 | (21)Disterhoft, Ally | (8)Coley, Chase |
| 1/28/16 | *MICHIGAN | W 85-69 | 3780 | (21)Coley, Chase | (12)Gustafson, Megan |
| 01/31/16 | *at Northwestern | W 79-64 | 2016 | (19)Coley, Chase | (13)Gustafson, Megan |
| 2/4/16 | *at Indiana | 74-79 | L 2421 | (22)Jennings, Whitney | (10)Gustafson, Megan |
| 2/7/16 | *MICHIGAN STATE | 69-74 | L 6255 | (17)Disterhoft, Ally | (8)Gustafson, Megan |
| 2/11/16 | *OHIO STATE | 81-98 | L 3667 | (20)Disterhoft, Ally | (11)Gustafson, Megan |
| 02/15/16 | *at Minnesota | 76-78 | L 6167 | (21)Coley, Chase | (19)Gustafson, Megan |

* - Conference game

| Attendance Summary | Games | Attend | Avg/Game |
|--------------------|-------|--------|----------|
| Home | 12 | 54867 | 4572 |
| Away | 11 | 57056 | 5187 |
| Neutral | 3 | 627 | 209 |
| Total | 26 | 112550 | 4329 |





IOWA BASKETBALL

@IowaWBB NOTES

Game-by-Game Statistics

TEAM STATISTICS

| Opponent | Date | Score | | Total | | 3-Pointers | | Free throws | | Rebounds | | | | pf | a | t/o | blk | stl | pts | avg |
|----------------------|----------|-------|-----|----------|------|------------|------|-------------|-------|----------|-----|------|------|-----|-----|-----|-----|-----|------|------|
| | | | | fg-fga | pct | 3fg-fga | pct | ft-fa | pct | off | def | tot | avg | | | | | | | |
| NORTH DAKOTA | 11/13/15 | 83-61 | W | 31-71 | .437 | 9-20 | .450 | 12-14 | .857 | 19 | 26 | 45 | 45.0 | 18 | 19 | 12 | 3 | 6 | 83 | 83.0 |
| UT MARTIN | 11/15/15 | 62-56 | W | 21-49 | .429 | 7-24 | .292 | 13-15 | .867 | 6 | 26 | 32 | 38.5 | 17 | 14 | 11 | 3 | 5 | 62 | 72.5 |
| WESTERN ILLINOIS | 11/19/15 | 96-81 | Wot | 38-83 | .458 | 5-25 | .200 | 15-19 | .789 | 17 | 36 | 53 | 43.3 | 18 | 24 | 16 | 5 | 8 | 96 | 80.3 |
| at UNI | 11/22/15 | 80-65 | W | 30-60 | .500 | 7-19 | .368 | 13-19 | .684 | 13 | 37 | 50 | 45.0 | 24 | 17 | 19 | 6 | 5 | 80 | 80.2 |
| vs Wright State | 11/26/15 | 83-77 | W | 33-67 | .493 | 8-19 | .421 | 9-12 | .750 | 8 | 30 | 38 | 43.6 | 20 | 15 | 17 | 3 | 6 | 83 | 80.8 |
| vs George Washington | 11/27/15 | 77-81 | Lot | 26-60 | .433 | 5-21 | .238 | 20-24 | .833 | 7 | 28 | 35 | 42.2 | 23 | 12 | 22 | 1 | 9 | 77 | 80.2 |
| vs Houston | 11/28/15 | 64-50 | W | 20-52 | .385 | 7-20 | .350 | 17-23 | .739 | 11 | 35 | 46 | 42.7 | 16 | 12 | 17 | 5 | 5 | 64 | 77.9 |
| at Virginia | 12/02/15 | 85-73 | W | 29-55 | .527 | 10-24 | .417 | 17-23 | .739 | 13 | 23 | 36 | 41.9 | 17 | 17 | 17 | 7 | 7 | 85 | 78.8 |
| ROBERT MORRIS | 12/6/15 | 69-50 | W | 27-61 | .443 | 4-19 | .211 | 11-14 | .786 | 11 | 30 | 41 | 41.8 | 7 | 18 | 13 | 5 | 6 | 69 | 77.7 |
| at Iowa State | 12-11-15 | 66-69 | L | 23-62 | .371 | 4-14 | .286 | 16-20 | .800 | 12 | 22 | 34 | 41.0 | 24 | 11 | 10 | 5 | 9 | 66 | 76.5 |
| BRADLEY | 12/19/15 | 60-53 | W | 22-63 | .349 | 7-28 | .250 | 9-14 | .643 | 14 | 30 | 44 | 41.3 | 15 | 16 | 15 | 6 | 10 | 60 | 75.0 |
| DRAKE | 12/22/15 | 89-76 | W | 28-63 | .444 | 7-26 | .269 | 26-34 | .765 | 15 | 31 | 46 | 41.7 | 17 | 21 | 19 | 3 | 8 | 89 | 76.2 |
| at Nebraska | 12/31/15 | 74-68 | W | 26-57 | .456 | 7-20 | .350 | 15-19 | .789 | 14 | 37 | 51 | 42.4 | 19 | 13 | 24 | 6 | 5 | 74 | 76.0 |
| RUTGERS | 1/4/16 | 69-65 | W | 24-44 | .545 | 6-14 | .429 | 15-23 | .652 | 8 | 26 | 34 | 41.8 | 5 | 15 | 21 | 5 | 5 | 69 | 75.5 |
| at Michigan | 01/07/16 | 75-82 | L | 28-61 | .459 | 9-25 | .360 | 10-11 | .909 | 8 | 21 | 29 | 40.9 | 16 | 19 | 17 | 6 | 4 | 75 | 75.5 |
| MARYLAND | 1/10/16 | 56-76 | L | 21-55 | .382 | 2-11 | .182 | 12-21 | .571 | 10 | 28 | 38 | 40.8 | 17 | 8 | 16 | 1 | 5 | 56 | 74.2 |
| at Wisconsin | 01/13/16 | 57-54 | W | 23-54 | .426 | 7-19 | .368 | 4-7 | .571 | 10 | 26 | 36 | 40.5 | 14 | 9 | 13 | 2 | 6 | 57 | 73.2 |
| at Michigan State | 01/16/16 | 73-80 | L | 25-56 | .446 | 9-18 | .500 | 14-20 | .700 | 14 | 26 | 40 | 40.4 | 23 | 13 | 18 | 2 | 1 | 73 | 73.2 |
| PENN STATE | 1/20/16 | 69-82 | L | 24-68 | .353 | 4-25 | .160 | 17-26 | .654 | 18 | 16 | 34 | 40.1 | 20 | 18 | 12 | 3 | 9 | 69 | 73.0 |
| at Purdue | 1/24/16 | 73-90 | L | 26-50 | .520 | 6-13 | .462 | 15-22 | .682 | 7 | 13 | 20 | 39.1 | 14 | 15 | 19 | 3 | 7 | 73 | 73.0 |
| MICHIGAN | 1/28/16 | 85-69 | W | 25-59 | .424 | 9-28 | .321 | 26-31 | .839 | 15 | 24 | 39 | 39.1 | 14 | 21 | 12 | 7 | 4 | 85 | 73.6 |
| at Northwestern | 01/31/16 | 79-64 | W | 29-56 | .518 | 4-13 | .308 | 17-31 | .548 | 8 | 34 | 42 | 39.2 | 15 | 16 | 14 | 7 | 4 | 79 | 73.8 |
| at Indiana | 2/4/16 | 74-79 | L | 29-60 | .483 | 4-12 | .333 | 12-21 | .571 | 8 | 24 | 32 | 38.9 | 18 | 9 | 13 | 5 | 6 | 74 | 73.8 |
| MICHIGAN STATE | 2/7/16 | 69-74 | L | 26-53 | .491 | 4-10 | .400 | 13-18 | .722 | 12 | 23 | 35 | 38.8 | 19 | 15 | 19 | 4 | 9 | 69 | 73.6 |
| OHIO STATE | 2/11/16 | 81-98 | L | 32-71 | .451 | 4-15 | .267 | 13-19 | .684 | 12 | 28 | 40 | 38.8 | 12 | 17 | 15 | 2 | 4 | 81 | 73.9 |
| at Minnesota | 02/15/16 | 76-78 | L | 28-71 | .394 | 4-19 | .211 | 16-16 | 1.000 | 20 | 26 | 46 | 39.1 | 13 | 17 | 13 | 5 | 4 | 76 | 74.0 |
| IOWA | | 1924 | | 694-1561 | .445 | 159-501 | .317 | 377-516 | .731 | 310 | 706 | 1016 | 39.1 | 435 | 401 | 414 | 110 | 157 | 1924 | 74.0 |
| Opponents | | 1851 | | 706-1684 | .419 | 157-471 | .333 | 282-415 | .680 | 340 | 625 | 965 | 37.1 | 508 | 370 | 355 | 99 | 211 | 1851 | 71.2 |

Games played: 26
Points/game: 74.0
FG Pct: 44.5
3FG Pct: 31.7
FT Pct: 73.1

Rebounds/game: 39.1
Assists/game: 15.4
Turnovers/game: 15.9
Assist/turnover ratio: 1.0
Steals/game: 6.0
Blocks/game: 4.2





IOWA BASKETBALL

@IowaWBB NOTES

Season & Career Bests

Season Bests

| Player | Points | 3-Pointers | Rebounds | Assists | Blocks | Steals |
|-------------------------|-------------------------|-------------------------|------------------------|------------------------|--------------------|------------------------|
| #1 Alexa Kastanek | 22, twice | 6 vs. Wright State | 7 at Michigan | 7 vs. Drake | 1, twice | 5 vs. Western Illinois |
| #2 Ally Disterhoft | 26 at Iowa State | 2 vs. North Dakota | 8 at Iowa State | 5 vs. North Dakota | 3 at Iowa State | 2, twice |
| #3 Claire Till | --- | --- | 1 vs. UT Martin | 1 vs. North Dakota | --- | --- |
| #4 Chase Coley | 22, twice | 1 vs. George Washington | 14 at UNI | 5 at UNI | 4 at UNI | 4 vs. Michigan State |
| #10 Megan Gustafson | 23 vs. Western Illinois | --- | 19 at Minnesota | 4 at Minnesota | 5 at Virginia | 1, six times |
| #11 Tania Davis | 18 vs. Michigan | 2 vs. UT Martin | 6, three times | 7 at Purdue | 1 vs. Michigan | 4, twice |
| #15 Whitney Jennings | 22 at Indiana | 1 vs. North Dakota | 4, twice | 6 at Michigan | 2, twice | 1 vs. North Dakota |
| #21 Hannah Stewart | 2 vs. North Dakota | --- | 3, twice | 1, twice | 2 vs. North Dakota | --- |
| #23 Christina Buttenham | 14 at Purdue | 2 vs. North Dakota | 6 at Wisconsin | 4 vs. Bradley | 1 at Michigan | 2 vs. Michigan State |
| #24 Tagyn Larson | --- | --- | 1 vs. Maryland | --- | --- | --- |
| #25 Kali Peschel | 17 vs. North Dakota | 3 vs. North Dakota | 14 vs. North Dakota | 2 vs. Western Illinois | 1 vs. Bradley | 2 vs. Bradley |
| #34 Carly Mohns | 11 vs. Houston | 1 vs. Western Illinois | 5 vs. Western Illinois | 3 vs. Robert Morris | --- | --- |
| #40 Hailey Schneden | --- | --- | --- | --- | --- | --- |
| #45 Nicole Smith | --- | --- | --- | --- | --- | --- |

Career Bests

| Player | Points | 3-Pointers | Rebounds | Assists | Blocks | Steals |
|-------------------------|--------------------------------|-------------------------------|------------------------|----------------------------|---------------------------|-------------------------------|
| #1 Alexa Kastanek | 22, twice | 6 vs. Wright State | 7, twice | 7 vs. Drake | 1, six times | 5 vs. Western Illinois |
| #2 Ally Disterhoft | 26 at Iowa State | 4 at Northwestern | 13 vs. #15 Nebraska | 8 vs. Penn State | 3 at Iowa State | 3, twice |
| #3 Claire Till | 7, twice | 2 vs. Nebraska | 12 vs. Ark. Pine Bluff | 3, twice | 2, three times | 3 vs. Drake |
| #4 Chase Coley | 22, twice | 1 vs. George Washington | 14 at UNI | 5 at UNI | 4 at UNI | 4 vs. Michigan State |
| #10 Megan Gustafson | 23 vs. Western Illinois | --- | 19 at Minnesota | 4 at Minnesota | 5 at Virginia | 1, six times |
| #11 Tania Davis | 18 vs. Michigan | 2 vs. UT Martin | 6, three times | 7 at Purdue | 1 vs. Michigan | 4, twice |
| #15 Whitney Jennings | 22 at Indiana | 4 at Northwestern | 4, seven times | 6, twice | 2, twice | 3, five times |
| #21 Hannah Stewart | 2 vs. North Dakota | --- | 3, twice | 1, twice | 2 vs. North Dakota | --- |
| #23 Christina Buttenham | 14 at Purdue | 3 vs. Pepperdine | 6, twice | 4 vs. Bradley | 1, twice | 2, twice |
| #24 Tagyn Larson | --- | --- | 1 vs. Maryland | --- | --- | --- |
| #25 Kali Peschel | 19 vs. Robert Morris | 3, three times | 14 vs. Dayton | 6 vs. Syracuse | 2, twice | 2, six times |
| #34 Carly Mohns | 11 vs. Houston | 1 vs. Western Illinois | 3, twice | 3 vs. Robert Morris | 1 vs. Northern Iowa | 1, three times |
| #40 Hailey Schneden | 2, four times | --- | 2 vs. UNCW | 2 vs. Pepperdine | 1, twice | 1 vs. Stony Brook |
| #45 Nicole Smith | 4 vs. Missouri State | --- | 1, six times | --- | 1, twice | --- |

BOLD - set career best during current season

* - - tied school single-game record

^ - - set school single-game record





IOWA BASKETBALL

@IowaWBB NOTES

The Last Time...

The Last Time a Player . . .

Had 30 or more points

Iowa - - 30, Samantha Logic, at Wisconsin, 2/8/15
Opponent - - 35, Rachel Banham, Minnesota, 2/15/16

Made at least 80% of her FGA (10 att.)

Iowa - - .833 (10-12), Melissa Dixon, at Northwestern, 1/29/15
Opponent - - .800 (8-10), Martina Ellerbe, Ohio State, 1/19/14

Made 100% of her FTA (10 att.)

Iowa - - 1.000 (12-12), Ally Disterhoft, at Ohio State, 1/19/14
Opponent - - 1.000 (11-11), Courtney Vandersloot, Gonzaga, 3/19/11

Had 15 or more rebounds

Iowa - - 19, Megan Gustafson, at Minnesota, 2/15/16
Opponent - - 21, Amanda Zahui, Minnesota, 3/1/15

Had 10 or more assists

Iowa - - 14, Samantha Logic, vs. #5 Baylor, 3/27/15
Opponent - - 16, Niya Johnson, #5 Baylor, 3/27/15

Had 5 or more blocks

Iowa - - 5, Megan Gustafson, at Virginia, 12/2/15
Opponent - - 5, Alexa Hart, Ohio State, 3/7/15

Had 5 or more steals

Iowa - - 6, Whitney Jennings, vs. George Washington, 11/27/15
Opponent - - 5, Emily Vogelpohl, Wright State, 11/26/15

The Last Time A Team . . .

Scored 100 or more points

Iowa - - 102 at Northwestern, 1/29/15
Opponent - - 100, Ohio State, 2/23/15

Scored 40 or fewer points

Iowa - - 40, vs. Illinois, 2/10/77
Opponent - - 40, Stony Brook, 11/17/13

Won an overtime game

Iowa - - 96-81 vs. Western Illinois, 11/19/15
Opponent - - 81-77, George Washington, 11/27/15

Made at least 60% of its FGA (20 att.)

Iowa - - .632 (36-57), vs. Rider, 11/26/05
Opponent - - .654 (34-52), Ohio State, 2/12/06

Made at least 50% of its 3-pt. FGA (8 att.)

Iowa - - .556 (5-9), vs. Miami, 3/22/15
Opponent - - .556 (10-18), Wisconsin, 2/26/15

Made at least 90% of its FTA (10 att.)

Iowa - - 1.000 (16-16), vs. Minnesota, 2/15/16
Opponents - - .938 (15-16), Minnesota, 2/17/15

* - Carver-Hawkeye Arena record ^ - school record

IOWA RECORD WHEN...

Playing at home: 8-4
Playing on the road: 5-6
Playing on a neutral floor: 2-1

Leading at the half: 13-7
Trailing at the half: 1-4
Tied at the half: 1-0

Wearing white: 8-4
Wearing black: 7-5
Wearing gold: 0-2
Wearing pink: 0-0

Scoring 80+ points: 7-1
Scoring 70-79 points: 2-6
Scoring 60-69 points: 5-3
Scoring 59 or fewer points: 1-1

Allowing 80+ points: 1-6
Allowing 70-79 points: 3-4
Allowing 60-69 points: 6-1
Allowing 59 or fewer points: 5-0

Shooting at least 50% FG: 4-2
Shooting less than 50% FG: 11-9

Shooting at least 80% FT: 2-3
Shooting less than 80% FT: 13-8

Shooting at least 40% 3-pt. FG: 4-3
Shooting less than 40% 3-pt. FG: 12-7

Most 1st half points: 51 vs. Drake (Dec. 22)
Most 2nd half points: 50 vs. North Dakota (Nov. 13)

Fewest opponent 1st half points: 21, Bradley (Dec. 19)
Fewest opponent 2nd half points: 22, Robert Morris (Dec. 6)
Iowa has more rebounds: 11-5
Opponent has more rebounds: 2-6
Rebounds are equal: 2-0

Iowa has more assists: 11-3
Opponent has more assists: 4-6
Assists are equal: 0-2

Iowa has fewer turnovers: 4-2
Opponent has fewer turnovers: 8-7
Turnovers are equal: 2-2

Iowa has more steals: 5-4
Opponent has more steals: 9-7
Steals are equal: 2-0

Playing on Sunday: 4-3
Playing on Monday: 1-1
Playing on Tuesday: 1-0
Playing on Wednesday: 2-1
Playing on Thursday: 4-3
Playing on Friday: 1-2
Playing on Saturday: 2-1

Playing on BTN: 3-6
Playing on CBS Sports Network: 0-0
Playing on ESPN: 0-0
Playing on ESPN2: 0-1
Playing on Mediacom: 0-0
Playing on BTDN: 0-0
Playing on KCRG: 0-0

Largest Iowa lead: 22 vs. North Dakota (Nov. 13)
Largest Iowa deficit: 20 vs. Maryland (Jan. 10)
Largest halftime lead: 16 vs. Drake (Dec. 22)
Largest halftime deficit: 14 vs. Ohio State (Feb. 11)





IOWA BASKETBALL

@IowaWBB NOTES

Points-Rebounds-Assists

| Opponent | Date | Score | | 01 KASTANEK,A | 02 DISTERHOFT | 03 TILL,CLAIR | 04 COLEY,CHAS | 10 GUSTAFSON, | 11 DAVIS,TANI | 15 JENNINGS,W |
|----------------------|----------|-------|---|------------------|------------------|------------------|------------------|------------------|------------------|------------------|
| NORTH DAKOTA | 11/13/15 | 83-61 | W | 3-0-1 | 20-3-5 | 0-0-1 | 0-2-1 | 12-7-1 | 2-3-4 | 14-4-2 |
| UT MARTIN | 11/15/15 | 62-56 | W | 11-0-1 | 11-6-2 | 0-1-0 | 8-3-1 | 10-1-1 | 12-6-4 | 0-3-2 |
| WESTERN ILLINOIS | 11/19/15 | 96-81 | W | 13-5-5 | 21-4-3 | 0-1-0 | 13-2-0 | 23-9-1 | 8-4-3 | 10-4-6 |
| at UNI | 11/22/15 | 80-65 | W | 22-2-2 | 15-3-5 | 0-0-0 | 16-14-5 | 3-4-0 | 4-4-1 | 8-7-3 |
| vs Wright State | 11/26/15 | 83-77 | W | 18-3-1 | 10-6-5 | 0-0-0 | 22-9-2 | 4-1-0 | 13-2-4 | 6-3-3 |
| vs George Washington | 11/27/15 | 77-81 | L | 6-4-3 | 19-5-5 | DNP | 22-10-1 | 2-0-0 | 0-1-0 | 13-5-2 |
| vs Houston | 11/28/15 | 64-50 | W | 13-5-3 | 15-6-0 | 0-0-0 | 0-5-2 | 11-8-0 | 1-1-0 | 5-7-1 |
| at Virginia | 12/02/15 | 85-73 | W | 22-0-0 | 18-7-4 | 1-0-0 | 6-5-2 | 2-4-0 | 12-1-2 | 7-2-4 |
| ROBERT MORRIS | 12/6/15 | 69-50 | W | 3-1-3 | 16-3-3 | 2-0-2 | 4-5-2 | 15-6-0 | 8-4-0 | 7-2-5 |
| at Iowa State | 12-11-15 | 66-69 | L | 14-4-1 | 26-8-3 | 0-0-0 | 12-4-1 | 2-3-0 | 4-2-1 | 2-2-3 |
| BRADLEY | 12/19/15 | 60-53 | W | 11-4-3 | 16-5-1 | 0-5-1 | 8-6-0 | 4-7-0 | 3-3-5 | 8-4-1 |
| DRAKE | 12/22/15 | 89-76 | W | 15-5-7 | 20-7-4 | 0-0-0 | 11-7-1 | 16-7-0 | 10-5-2 | 15-2-3 |
| at Nebraska | 12/31/15 | 74-68 | W | 13-3-0 | 17-11-1 | 2-3-0 | 16-6-0 | 6-3-1 | 7-1-4 | 6-5-4 |
| RUTGERS | 1/4/16 | 69-65 | W | 20-2-3 | 15-3-4 | DNP | 10-4-0 | 6-6-1 | 6-3-1 | 10-4-4 |
| at Michigan | 01/07/16 | 75-82 | L | 9-7-4 | 14-5-3 | DNP | 18-3-1 | 14-3-0 | 7-0-3 | 8-3-6 |
| MARYLAND | 1/10/16 | 56-76 | L | 5-0-3 | 14-7-1 | 0-0-0 | 1-0-0 | 14-9-0 | 4-1-2 | 10-6-2 |
| at Wisconsin | 01/13/16 | 57-54 | W | 3-1-3 | 18-5-2 | 0-1-0 | 7-4-0 | 5-4-1 | 2-3-2 | 11-0-1 |
| at Michigan State | 01/16/16 | 73-80 | L | 4-4-1 | 13-7-2 | DNP | 6-2-0 | 7-5-0 | 16-6-5 | 15-1-3 |
| PENN STATE | 1/20/16 | 69-82 | L | 8-1-2 | 13-7-3 | DNP | 16-4-1 | 5-4-1 | 9-3-6 | 11-2-3 |
| at Purdue | 1/24/16 | 73-90 | L | 3-0-2 | 21-4-1 | DNP | 7-8-2 | 7-0-1 | 14-1-7 | 7-1-1 |
| MICHIGAN | 1/28/16 | 85-69 | W | 7-1-2 | 16-5-3 | DNP | 21-10-3 | 10-12-1 | 18-0-5 | 8-1-6 |
| at Northwestern | 01/31/16 | 79-64 | W | 3-4-6 | 18-5-1 | DNP | 19-7-2 | 15-13-0 | 11-4-4 | 11-1-3 |
| at Indiana | 2/4/16 | 74-79 | L | 0-1-0 | 20-5-0 | DNP | 8-6-2 | 12-10-0 | 8-3-4 | 22-2-2 |
| MICHIGAN STATE | 2/7/16 | 69-74 | L | 0-0-0 | 17-7-3 | DNP | 13-6-3 | 7-8-2 | 13-5-2 | 10-3-4 |
| OHIO STATE | 2/11/16 | 81-98 | L | 15-0-2 | 20-7-5 | DNP | 12-5-2 | 13-11-1 | 5-6-4 | 14-2-1 |
| at Minnesota | 02/15/16 | 76-78 | L | 0-0-1 | 20-5-1 | DNP | 21-11-3 | 14-19-3 | 8-0-5 | 8-3-1 |

| Opponent | Date | Score | | 21 STEWART,HA | 23 BUTTENHAM, | 24 LARSON,TAG | 25 PESCHEL,KA | 34 MOHNS,CARL | 40 SCHNEDEN,H | 45 SMITH,NICO |
|----------------------|----------|-------|---|------------------|------------------|------------------|------------------|------------------|------------------|------------------|
| NORTH DAKOTA | 11/13/15 | 83-61 | W | 2-3-1 | 10-2-2 | 0-0-0 | 17-14-1 | 3-2-0 | 0-0-0 | 0-0-0 |
| UT MARTIN | 11/15/15 | 62-56 | W | DNP | 3-5-2 | DNP | 7-5-1 | DNP | DNP | DNP |
| WESTERN ILLINOIS | 11/19/15 | 96-81 | W | DNP | 0-3-3 | DNP | 5-11-2 | 3-5-1 | DNP | DNP |
| at UNI | 11/22/15 | 80-65 | W | 1-0-0 | 3-2-0 | 0-0-0 | 6-3-1 | 2-3-0 | DNP | DNP |
| vs Wright State | 11/26/15 | 83-77 | W | DNP | 2-0-0 | DNP | 8-5-0 | 0-3-0 | DNP | DNP |
| vs George Washington | 11/27/15 | 77-81 | L | DNP | 5-1-0 | DNP | 8-5-0 | 2-0-1 | DNP | DNP |
| vs Houston | 11/28/15 | 64-50 | W | 0-0-1 | 0-0-1 | DNP | 8-4-2 | 11-3-2 | DNP | DNP |
| at Virginia | 12/02/15 | 85-73 | W | 0-0-0 | 6-2-1 | DNP | 6-7-3 | 5-3-1 | DNP | DNP |
| ROBERT MORRIS | 12/6/15 | 69-50 | W | 2-0-0 | 4-1-0 | 0-0-0 | 6-8-0 | 2-6-3 | DNP | 0-0-0 |
| at Iowa State | 12-11-15 | 66-69 | L | DNP | 2-1-0 | DNP | 2-3-0 | 2-4-2 | DNP | DNP |
| BRADLEY | 12/19/15 | 60-53 | W | DNP | 7-2-4 | DNP | 3-3-1 | DNP | DNP | DNP |
| DRAKE | 12/22/15 | 89-76 | W | DNP | 0-4-0 | DNP | 2-4-4 | DNP | DNP | DNP |
| at Nebraska | 12/31/15 | 74-68 | W | DNP | 3-6-2 | DNP | 4-8-1 | DNP | DNP | DNP |
| RUTGERS | 1/4/16 | 69-65 | W | DNP | 0-0-2 | DNP | 2-3-0 | DNP | DNP | DNP |
| at Michigan | 01/07/16 | 75-82 | L | DNP | 3-4-2 | DNP | 2-2-0 | DNP | DNP | DNP |
| MARYLAND | 1/10/16 | 56-76 | L | 0-3-0 | 2-2-0 | 0-1-0 | 4-5-0 | DNP | 0-0-0 | 2-0-0 |
| at Wisconsin | 01/13/16 | 57-54 | W | DNP | 5-6-0 | DNP | 6-5-0 | DNP | DNP | DNP |
| at Michigan State | 01/16/16 | 73-80 | L | DNP | 0-5-1 | DNP | 12-4-1 | DNP | DNP | DNP |
| PENN STATE | 1/20/16 | 69-82 | L | DNP | 1-6-1 | DNP | 6-2-1 | DNP | DNP | DNP |
| at Purdue | 1/24/16 | 73-90 | L | 0-1-0 | 14-3-1 | DNP | DNP | DNP | DNP | DNP |
| MICHIGAN | 1/28/16 | 85-69 | W | 0-0-1 | 5-6-0 | DNP | 0-1-0 | DNP | DNP | DNP |
| at Northwestern | 01/31/16 | 79-64 | W | DNP | DNP | DNP | 2-2-0 | DNP | DNP | DNP |
| at Indiana | 2/4/16 | 74-79 | L | 0-0-0 | DNP | DNP | 4-3-1 | DNP | DNP | DNP |
| MICHIGAN STATE | 2/7/16 | 69-74 | L | DNP | 9-4-1 | DNP | 0-0-0 | DNP | DNP | DNP |
| OHIO STATE | 2/11/16 | 81-98 | L | 0-1-0 | 0-5-1 | 0-0-0 | 2-1-1 | DNP | DNP | 0-0-0 |
| at Minnesota | 02/15/16 | 76-78 | L | DNP | 0-0-1 | DNP | 5-2-2 | DNP | DNP | DNP |





IOWA BASKETBALL

@IowaWBB NOTES

Season Highs And Lows/Specialty Statistics

| CATEGORY | | IOWA | OPPONENTS |
|----------------------|-------------|---|--|
| Points | High Low | 96 vs. Western Illinois 56 vs. Maryland | 98, Ohio State 50, Houston |
| FG Made | High Low | 38 vs. Western Illinois 20 vs. Houston | 40, Ohio State 20, UT Martin |
| FG Att. | High Low | 83 vs. Western Illinois 44 vs. Rutgers | 77, Houston 52, UT Martin |
| FG% | High Low | .545 vs. Rutgers .349 vs. Bradley | .586, Purdue .253, Houston |
| 3FG Made | High Low | 10 at Virginia 2 vs. Maryland | 13, UNI 3, Michigan State |
| 3FG Att. | High Low | 28 vs. Michigan 10 vs. Michigan State | 36, UNI 12, Nebraska |
| 3FG% | High Low | .500 at Michigan State .160 vs. Penn State | .583, Purdue .167, Northwestern |
| FTM | High Low | 26 vs. Michigan 4 at Wisconsin | 25, Michigan State 2, Minnesota |
| FTA | High Low | 34 vs. Drake 7 at Wisconsin | 34, Michigan State 3, Minnesota |
| FT% (min. 10) | High Low | 1.000 at Minnesota .548 at Northwestern | .900, UT Martin .429, Houston |
| Off. Reb. | High Low | 19 vs. North Dakota 6 vs. UT Martin | 26, Houston 6, UT Martin |
| Def. Reb. | High Low | 36 vs. North Dakota 13 at Purdue | 31, George Washington 16, Virginia |
| Total Reb. | High Low | 53 vs. Western Illinois 20 at Purdue | 50, George Washington 25, Virginia |
| Assists | High Low | 24 vs. Western Illinois 8 vs. Maryland | 24, Purdue 5, Bradley |
| Steals | High Low | 9 at Iowa State 1 at Michigan State | 15, Drake 3, Iowa State |
| Blocks | High Low | 7 at Northwestern 1 vs. George Washington | 9, Iowa State 1, twice, last by UT Martin |
| Turnovers | High Low | 22 vs. George Washington 10 at Iowa State | 22, George Washington 7, Michigan State |
| Fouls | High Low | 24 at Iowa State 5 vs. Rutgers | 29, Drake 11, Robert Morris |

GAME-BY-GAME SPECIALTY STATS

| Date | Opponent | Pts. Off TO's | Pts. in Paint | 2nd Chance | Fast Break |
|-------|-------------------|------------------|------------------|---------------|---------------|
| 11/13 | North Dakota | 27-18 | 34-12 | 9-5 | 9-0 |
| 11/15 | UT Martin | 12-16 | 26-22 | 4-11 | 9-2 |
| 11/19 | Western Illinois | 18-14 | 60-24 | 12-10 | 12-4 |
| 11/22 | at Northern Iowa | 13-20 | 34-14 | 8-10 | 4-4 |
| 11/26 | vs. Wright State | 16-23 | 36-32 | 11-15 | 13-14 |
| 11/27 | vs. George Wash. | 22-24 | 24-40 | 4-11 | 0-2 |
| 11/28 | vs. Houston | 13-10 | 26-20 | 7-10 | 4-4 |
| 12/2 | at Virginia | 17-15 | 30-36 | 12-10 | 4-4 |
| 12/6 | Robert Morris | 17-7 | 36-20 | 7-10 | 19-5 |
| 12/11 | at Iowa State | 9-12 | 34-28 | 7-12 | 6-0 |
| 12/19 | Bradley | 18-8 | 24-22 | 13-5 | 6-0 |
| 12/22 | Drake | 17-15 | 36-40 | 14-8 | 8-10 |
| 12/31 | at Nebraska | 11-21 | 26-36 | 12-8 | 4-4 |
| 1/4 | Rutgers | 17-23 | 16-24 | 16-11 | 0-8 |
| 1/7 | at Michigan | 18-26 | 38-46 | 5-20 | 2-2 |
| 1/10 | Maryland | 9-18 | 22-30 | 9-8 | 5-10 |
| 1/13 | at Wisconsin | 7-8 | 22-28 | 11-8 | 5-2 |
| 1/16 | at Michigan State | 11-21 | 22-36 | 22-16 | 5-6 |
| 1/20 | Penn State | 17-10 | 24-28 | 13-12 | 3-10 |
| 1/24 | at Purdue | 18-24 | 32-48 | 11-11 | 4-16 |
| 1/28 | Michigan | 11-8 | 18-26 | 12-13 | 33-6 |
| 1/31 | at Northwestern | 6-14 | 36-34 | 4-20 | 1-2 |
| 2/4 | at Indiana | 17-12 | 36-40 | 10-8 | 8-8 |
| 2/7 | Michigan State | 13-18 | 34-40 | 11-12 | 6-7 |
| 2/11 | Ohio State | 9-16 | 40-54 | 12-8 | 10-12 |
| 2/15 | at Minnesota | 9-10 | 42-32 | 23-13 | 6-15 |
| 2/18 | Purdue | | | | |
| 2/21 | Indiana | | | | |
| 2/24 | at Penn State | | | | |
| 2/27 | Illinois | | | | |

IOWA AND OPPONENT INDIVIDUAL HIGH PERFORMANCES

| CATEGORY | | IOWA | | OPPONENTS |
|-------------------------------|----|-----------------------------------|----|----------------------------------|
| Points | 26 | Ally Disterhoft at Iowa State | 35 | Rachel Banham, Minnesota |
| Field Goals Made | 11 | Chase Coley vs. Wright State | 15 | Rachel Banham, Minnesota |
| Field Goals Attempted | 21 | Chase Coley at Minnesota | 31 | Rachel Banham, Minnesota |
| 3-Point Field Goals Made | 6 | Alexa Kastanek vs. Wright State | 7 | Amber Sorenson, UNI |
| 3-Point Field Goals Attempted | 12 | Whitney Jennings vs. Drake | 15 | Madison Weekly, UNI |
| Free Throws Made | 9 | Ally Disterhoft at Iowa State | 9 | Tori Jankoska, Michigan State |
| Free Throws Attempted | 12 | Ally Disterhoft at Iowa State | 13 | Jessica Shepard, Nebraska |
| Offensive Rebounds | 8 | Kali Peschel vs. North Dakota | 8 | Jonquel Jones, George Washington |
| Defensive Rebounds | 10 | Chase Coley vs. George Washington | 18 | Jonquel Jones, George Washington |
| Total Rebounds | 19 | Megan Gustafson at Minnesota | 26 | Jonquel Jones, George Washington |
| Assists | 7 | Tania Davis at Purdue | 12 | April Wilson, Purdue |
| Steals | 6 | Whitney Jennings vs. Wright State | 6 | Ashley Deary, Northwestern |
| Blocks | 5 | Megan Gustafson at Virginia | 5 | Jessie Edwards, Minnesota |





IOWA BASKETBALL

Season Box Scores



Official Basketball Box Score -- Game Totals -- Final Statistics
North Dakota vs IOWA
11/13/15 6 PM at Iowa City, Iowa



North Dakota 61 • 0-1

| # | Player | Total | | 3-Ptr | | Rebounds | | PF | TP | A | TO | Bk | Stl | Min |
|--------|-------------------|--------|--------|--------|---------|----------|-----|----|----|---|----|-----|-----|-----|
| | | FG-FGA | FT-FTA | FG-FGA | FT-FTA | Off | Def | | | | | | | |
| 02 | LOYD, Mia | f 4-8 | 0-0 | 1-2 | 2 3 5 | 5 | 9 | 1 | 1 | 1 | 1 | 1 | 21 | |
| 34 | KLABO, Lexi | f 0-3 | 0-0 | 0-0 | 1 5 6 | 4 | 0 | 0 | 1 | 2 | 0 | 1 | 17 | |
| 35 | FREIDE, Fallyn | f 5-9 | 3-4 | 1-2 | 1 3 4 | 3 | 14 | 1 | 2 | 2 | 1 | 31 | | |
| 10 | DYER, Makailah | f 2-10 | 0-4 | 6-6 | 1 4 5 | 1 | 10 | 1 | 6 | 0 | 0 | 30 | | |
| 15 | KNOX, Kelsey | g 0-2 | 0-1 | 0-0 | 0 2 2 | 2 | 0 | 6 | 5 | 0 | 0 | 31 | | |
| 03 | KLAPPRODT, Katie | g 0-1 | 0-0 | 0-0 | 0 1 1 | 0 | 0 | 0 | 0 | 0 | 1 | 3 | | |
| 04 | MORTON, Jill | g 2-8 | 1-3 | 1-2 | 0 0 0 | 6 | 1 | 2 | 1 | 0 | 1 | 18 | | |
| 05 | ROSCOE, Samantha | g 6-7 | 1-2 | 0-1 | 2 0 2 | 1 | 13 | 1 | 0 | 2 | 0 | 18 | | |
| 12 | ASUNCION, Kanani | g 0-0 | 0-0 | 0-2 | 1 1 2 | 0 | 0 | 2 | 0 | 0 | 2 | 9 | | |
| 21 | RIPPLINGER, Ellie | g 0-0 | 0-0 | 0-0 | 0 0 0 | 0 | 0 | 1 | 0 | 0 | 0 | 1 | | |
| 26 | BOIKE, Sydney | g 0-0 | 0-0 | 0-0 | 0 0 0 | 0 | 0 | 0 | 0 | 0 | 0 | 1 | | |
| 30 | SMITH, Stephanie | g 4-6 | 0-0 | 1-3 | 1 3 4 | 1 | 9 | 0 | 1 | 1 | 2 | 20 | | |
| | Team | | | | 0 0 0 | 0 | 0 | 0 | 0 | 0 | 0 | 0 | 0 | |
| Totals | | 23-54 | 5-14 | 10-18 | 9 22 31 | 17 | 61 | 14 | 19 | 9 | 7 | 200 | | |

1st - FG %: 6-16 37.5% 2nd: 7-16 43.8% 3rd: 5-11 45.5% 4th: 5-11 45.5% Game: 23-54 42.6% Deadball Rebounds 4
3FG %: 3-6 50.0% 1-4 25.0% 0-3 0.0% 1-1 100.0% 5-14 35.7%
FT %: 0-0 0.0% 1-3 33.3% 7-10 70.0% 2-5 40.0% 10-18 55.6%

IOWA 83 • 1-0

| # | Player | Total | | 3-Ptr | | Rebounds | | PF | TP | A | TO | Bk | Stl | Min |
|--------|----------------------|--------|--------|--------|--------|----------|-------|----|----|----|----|----|-----|-----|
| | | FG-FGA | FT-FTA | FG-FGA | FT-FTA | Off | Def | | | | | | | |
| 25 | Peschel, Kali | f 6-11 | 3-6 | 2-2 | | 8 | 6 14 | 3 | 17 | 1 | 1 | 0 | 0 | 29 |
| 04 | Coley, Chase | c 0-5 | 0-0 | 0-0 | | 1 | 1 2 | 2 | 0 | 1 | 1 | 0 | 1 | 14 |
| 01 | Kastanek, Alexa | g 1-5 | 1-3 | 0-0 | | 0 | 0 0 | 4 | 3 | 1 | 1 | 0 | 1 | 13 |
| 02 | Disterhoft, Ally | g 7-13 | 2-2 | 4-4 | | 2 | 1 3 | 2 | 20 | 5 | 0 | 0 | 2 | 30 |
| 15 | Jennings, Whitney | g 5-11 | 1-2 | 3-4 | | 1 | 3 4 | 0 | 14 | 2 | 3 | 0 | 1 | 27 |
| 03 | Till, Claire | 0-2 | 0-1 | 0-0 | | 0 | 0 0 | 2 | 0 | 1 | 0 | 0 | 0 | 5 |
| 10 | Gustafson, Megan | 0-6 | 0-0 | 2-2 | | 3 | 4 7 | 1 | 12 | 1 | 1 | 1 | 0 | 23 |
| 11 | Davis, Tania | 1-8 | 0-2 | 0-0 | | 0 | 3 3 | 0 | 2 | 4 | 2 | 0 | 0 | 17 |
| 21 | Stewart, Hannah | 1-2 | 0-0 | 0-0 | | 1 | 2 3 | 1 | 2 | 1 | 0 | 0 | 0 | 3 |
| 23 | Buttenham, Christina | 4-7 | 2-4 | 0-0 | | 0 | 2 2 | 1 | 10 | 2 | 2 | 0 | 1 | 24 |
| 24 | Larson, Tagyn | 0-0 | 0-0 | 0-0 | | 0 | 0 0 | 0 | 0 | 0 | 0 | 0 | 0 | 3 |
| 34 | Mohns, Carly | 1-1 | 0-0 | 1-2 | | 0 | 2 2 | 2 | 3 | 0 | 1 | 0 | 0 | 8 |
| 40 | Schneden, Hailey | 0-0 | 0-0 | 0-0 | | 0 | 0 0 | 0 | 0 | 0 | 0 | 0 | 0 | 1 |
| 45 | Smith, Nicole | 0-0 | 0-0 | 0-0 | | 0 | 0 0 | 0 | 0 | 0 | 0 | 0 | 0 | 3 |
| Team | | | | | | 3 | 2 | | | | | | | |
| Totals | | 31-71 | 9-20 | 12-14 | | 19 | 26 45 | 18 | 83 | 19 | 12 | 3 | 6 | 200 |

1st - FG %: 8-22 36.4% 2nd: 5-16 31.3% 3rd: 9-14 64.3% 4th: 9-19 47.4% Game: 31-71 43.7% Deadball Rebounds 1
3FG %: 2-5 40.0% 1-4 25.0% 0-3 0.0% 1-1 100.0% 12-24 50.0%
FT %: 3-3 100.0% 0-0 0.0% 3-4 75.0% 6-7 85.7% 12-14 85.7%

Officials: Roy Gulbeyan, Amy Bonner, Bob Trammell
Technical fouls: North Dakota-None. IOWA-None.
Attendance: 4358
Hawkeye Challenge
Fouled Out: #02 ND 2:43 4th

Game 1

| Score by periods | 1st | 2nd | 3rd | 4th | Total |
|------------------|-----|-----|-----|-----|-------|
| North Dakota | 15 | 16 | 17 | 13 | 61 |
| IOWA | 21 | 12 | 24 | 26 | 83 |

| Points | In | Off | 2nd | Fast |
|--------|----|-----|-----|------|
| UND | 12 | 18 | 5 | 0 |
| IOWA | 34 | 27 | 9 | 9 |

Last FG - UND 4th-00:40, IOWA 4th-00:30.
Largest lead - UND None, IOWA by 23 4th-02:13.
UND led for 00:00, IOWA led for 38:16. Game was tied for 01:39.

Score tied - 4 times.
Lead changed - 0 times.



Official Basketball Box Score -- Game Totals -- Final Statistics
Western Illinois vs IOWA
11/19/15 7 PM at Iowa City, Iowa



Western Illinois 81 • 2-1

| | | Total | 3-Ptr | Rebounds | | | | | | | | | | |
|--------|---------------------|--------|--------|----------|-----|-----|----|----|----|----|----|----|-----|-----|
| # | Player | FG-FGA | FG-FGA | FT-FTA | Off | Def | TP | PF | TP | A | TO | Bk | Stl | Min |
| 44 | Sophie Reichelt | 1-8 | 0-2 | 2-2 | 2 | 3 | 5 | 3 | 4 | 0 | 1 | 0 | 0 | 25 |
| 10 | Mallory Boyle | 5-13 | 0-2 | 2-5 | 5 | 4 | 9 | 2 | 12 | 2 | 2 | 0 | 0 | 35 |
| 14 | Michelle Maher | 3-13 | 0-6 | 1-4 | 1 | 5 | 6 | 4 | 7 | 4 | 1 | 1 | 4 | 41 |
| 15 | Emily Clemens | 1-5 | 1-1 | 2-2 | 0 | 2 | 2 | 4 | 5 | 2 | 1 | 0 | 1 | 28 |
| 22 | Michelle Farrow | 5-12 | 4-11 | 0-0 | 0 | 2 | 2 | 1 | 14 | 0 | 0 | 0 | 1 | 32 |
| 04 | Ciera Marlow | 2-2 | 1-1 | 0-2 | 0 | 0 | 0 | 1 | 5 | 0 | 1 | 0 | 0 | 4 |
| 21 | Jasmine Patrick | 6-10 | 1-1 | 1-2 | 3 | 3 | 6 | 3 | 14 | 2 | 2 | 0 | 0 | 20 |
| 24 | Taylor McClintock | 2-4 | 2-4 | 0-0 | 1 | 1 | 2 | 2 | 6 | 1 | 3 | 0 | 0 | 14 |
| 23 | Taylor Higginbotham | 5-11 | 3-6 | 1-2 | 0 | 7 | 7 | 4 | 14 | 1 | 5 | 0 | 1 | 25 |
| 5 | Liz Skotowski | 0-0 | 0-0 | 0-0 | 0 | 0 | 0 | 0 | 0 | 0 | 0 | 0 | 0 | 1 |
| Team | | 6 | 3 | 9 | 6 | 3 | 9 | 0 | 0 | 0 | 0 | 0 | 0 | 1 |
| Totals | | 30-78 | 12-34 | 9-19 | 18 | 30 | 48 | 24 | 81 | 12 | 16 | 1 | 7 | 225 |

1st - FG %: 4-22 18.2% 2nd: 9-18 50.0% 3rd: 10-15 66.7% 4th: 6-16 37.5% Game: 30-78 38.5% Deadball Rebounds 4
3FG %: 0-4 0.0% 2-5 40.0% 5-7 71.4% 3-8 37.5% 12-34 35.3%
FT %: 0-0 0.0% 6-7 85.7% 1-7 14.3% 1-2 50.0% 9-19 47.4%

IOWA 96 • 3-0

| # | Player | Total | | 3-Ptr | | Rebounds | | | PF | TP | A | TO | Bk | Stl | Min |
|--------|----------------------|--------|--------|--------|--------|----------|-----|-------|----|----|----|----|----|-----|-----|
| | | FG-FGA | FT-FTA | FG-FGA | FT-FTA | Off | Def | Total | | | | | | | |
| 25 | Peschel, Kali | f | 1-7 | 1-6 | 2-2 | 2 | 9 | 11 | 3 | 5 | 2 | 3 | 0 | 1 | 35 |
| 04 | Coley, Chase | c | 6-9 | 0-0 | 1-1 | 1 | 1 | 2 | 2 | 13 | 0 | 1 | 1 | 1 | 16 |
| 01 | Kastanek, Alexa | c | 4-11 | 2-8 | 3-3 | 0 | 5 | 5 | 1 | 13 | 5 | 4 | 0 | 5 | 29 |
| 02 | Disterhoft, Ally | f | 9-19 | 0-2 | 3-4 | 2 | 2 | 4 | 3 | 21 | 3 | 2 | 1 | 0 | 36 |
| 15 | Jennings, Whitney | f | 4-11 | 1-5 | 1-3 | 0 | 4 | 4 | 3 | 10 | 6 | 2 | 0 | 0 | 30 |
| 03 | Till, Claire | g | 0-0 | 0-0 | 0-0 | 0 | 1 | 1 | 0 | 0 | 0 | 0 | 0 | 0 | 2 |
| 10 | Gustafson, Megan | f | 10-14 | 0-0 | 3-4 | 6 | 3 | 9 | 1 | 23 | 1 | 2 | 3 | 1 | 29 |
| 11 | Davis, Tania | f | 3-9 | 0-2 | 2-2 | 1 | 3 | 4 | 3 | 8 | 3 | 1 | 0 | 0 | 22 |
| 23 | Buttenham, Christina | f | 0-1 | 0-1 | 0-0 | 1 | 2 | 3 | 2 | 0 | 3 | 0 | 0 | 1 | 14 |
| 34 | Mohns, Carly | f | 1-2 | 1-1 | 0-0 | 1 | 4 | 5 | 0 | 3 | 1 | 0 | 0 | 0 | 12 |
| | Team | | | | | 3 | 2 | 5 | | | | 1 | | | |
| Totals | | | 38-83 | 5-25 | 15-19 | 17 | 36 | 53 | 18 | 96 | 24 | 16 | 5 | 8 | 225 |

1st - FG %: 9-19 47.4% 2nd: 10-15 66.7% 3rd: 7-21 33.3% 4th: 6-16 37.5% Game: 38-83 45.8% Deadball Rebounds 2
3FG %: 0-4 0.0% 3-7 42.9% 0-6 0.0% 1-5 20.0% 15-19 78.9%
FT %: 3-3 100.0% 5-7 71.4% 0-1 0.0% 0-0 0.0% 5-25 20.0%

Officials: Maj Forsberg, Pualani Spurlock, Jeff Cross
Technical fouls: Western Illinois-None. IOWA-None.
Attendance: 3543

Game 3

| Score by periods | 1st | 2nd | 3rd | 4th | OT | Total |
|------------------|-----|-----|-----|-----|----|-------|
| Western Illinois | 10 | 26 | 26 | 16 | 3 | 81 |
| IOWA | 21 | 28 | 14 | 15 | 18 | 96 |

| Points | In | Off | 2nd | Fast |
|--------|----|-----|-----|------|
| WIU | 24 | 14 | 10 | 4 |
| IOWA | 60 | 18 | 12 | 34 |

Last FG - WIU OT-03:39, IOWA OT-00:12.
Largest lead - WIU by 5 1st-06:23, IOWA by 18 2nd-01:14.
WIU led for 11:23, IOWA led for 29:04. Game was tied for 04:26.

Score tied - 3 times.
Lead changed - 7 times.



Official Basketball Box Score -- Game Totals -- Final Statistics
UT Martin vs IOWA
11/15/15 1 PM at Iowa City, Iowa



UT Martin 56 • 1-1

| # | Player | Total | | 3-Ptr | | Rebounds | | PF | TP | A | TO | Bk | Stl | Min |
|--|--------------------|--------|--------|--------|--------|----------|-----|----|----|----|----|----|-----|-----|
| | | FG-FGA | FT-FTA | FG-FGA | FT-FTA | Off | Def | | | | | | | |
| 14 | ROBERTS, Chelsea | f 3-6 | 0-2 | 0-0 | 0 | 2 | 7 | 3 | 6 | 1 | 2 | 1 | 1 | 38 |
| 23 | HOWARD, Haley | f 2-5 | 0-2 | 2-2 | 1 | 0 | 2 | 3 | 4 | 6 | 0 | 1 | 0 | 24 |
| 04 | ROBERTSON, Emanyne | g 1-2 | 1-1 | 0-0 | 0 | 0 | 0 | 0 | 2 | 3 | 3 | 0 | 0 | 18 |
| 20 | SCHUBERT, Katie | g 4-8 | 2-4 | 0-0 | 0 | 0 | 3 | 3 | 2 | 10 | 1 | 5 | 0 | 40 |
| 21 | WARD, Jessy | g 2-13 | 2-9 | 0-0 | 0 | 1 | 1 | 1 | 1 | 6 | 2 | 1 | 0 | 39 |
| 10 | RUFFIN, Daijia | 5-12 | 0-1 | 7-8 | 2 | 5 | 7 | 3 | 17 | 3 | 1 | 0 | 1 | 25 |
| 33 | TAYLOR, Myah | 3-6 | 2-4 | 0-0 | 0 | 2 | 2 | 2 | 8 | 0 | 1 | 0 | 0 | 16 |
| Team | | | | | | 1 | 3 | 4 | | | | | | |
| Totals | | 20-52 | 7-23 | 9-10 | 6 | 23 | 29 | 17 | 56 | 10 | 11 | 1 | 5 | 200 |
| 1st - FG %: 4-14 28.6% 2nd: 4-13 30.8% 3rd: 6-12 50.0% 4th: 6-13 46.2% Game: 7-23 30.4% Deadball | | | | | | | | | | | | | | |
| 3FG %: 2-9 22.2% 5FG %: 2-7 28.6% FT %: 1-3 33.3% 6-20 30.0% 9-10 90.0% 10-11 90.9% Rebounds | | | | | | | | | | | | | | |

1st - FG %: 4-14 28.6% 2nd: 4-13 30.8% 3rd: 6-12 50.0% 4th: 6-13 46.2% Game: 20-52 38.5% Deadball Rebounds 1
3FG %: 2-9 22.2% 2-7 28.6% 2-4 50.0% 1-3 33.3% 7-23 30.4%
FT %: 2-2 100.0% 4-5 80.0% 0-0 0.0% 3-3 100.0% 9-10 90.0%

IOWA 62 • 2-0

| # | Player | | Total | | 3-Ptr | | Rebounds | | PF | TP | A | TO | Bk | Stl | Min |
|--------|----------------------|---|--------|--------|--------|--------|----------|-----|----|----|----|----|----|-----|-----|
| | | | FG-FGA | FT-FTA | FG-FGA | FT-FTA | Off | Def | | | | | | | |
| 25 | Peschel, Kali | f | 2-6 | 1-4 | 2-2 | 1 | 4 | 5 | 4 | 7 | 1 | 3 | 0 | 0 | 27 |
| 04 | Coley, Chase | c | 3-7 | 0-0 | 2-2 | 1 | 2 | 3 | 2 | 8 | 1 | 0 | 1 | 0 | 15 |
| 01 | Kastanek, Alexa | g | 3-6 | 3-6 | 2-2 | 0 | 0 | 0 | 1 | 11 | 1 | 1 | 0 | 0 | 28 |
| 02 | Disterhoft, Ally | c | 4-10 | 0-4 | 3-3 | 1 | 5 | 6 | 3 | 11 | 2 | 3 | 1 | 2 | 35 |
| 15 | Jennings, Whitney | f | 0-4 | 0-2 | 0-0 | 0 | 3 | 3 | 1 | 0 | 2 | 1 | 0 | 0 | 23 |
| 03 | Till, Claire | f | 0-0 | 0-0 | 0-0 | 0 | 1 | 1 | 2 | 0 | 0 | 0 | 0 | 0 | 4 |
| 10 | Gustafson, Megan | f | 3-4 | 0-0 | 4-6 | 1 | 0 | 1 | 2 | 10 | 1 | 0 | 1 | 0 | 17 |
| 11 | Davis, Tania | f | 5-9 | 2-5 | 0-0 | 0 | 6 | 6 | 1 | 12 | 4 | 0 | 2 | 2 | 29 |
| 23 | Buttenham, Christina | f | 1-3 | 1-3 | 0-0 | 2 | 3 | 5 | 1 | 3 | 2 | 2 | 0 | 1 | 22 |
| | Team | | | | | 0 | 2 | 2 | | | | | | | |
| Totals | | | 21-49 | 7-24 | 13-15 | 6 | 26 | 32 | 17 | 62 | 14 | 11 | 3 | 5 | 200 |



IOWA BASKETBALL

Season Box Scores



Official Basketball Box Score -- Game Totals -- Final Statistics
Wright State vs IOWA
11/26/15 11 a.m. at Cedar Park, Texas (Cedar Park Center)



Wright State 77 • 4-2

| # | Player | Total | | 3-Ptr | | Rebounds | | | PF | TP | A | TO | Bk | Stl | Min |
|------|----------------------|---------|------|-------|-----|----------|-----|-----|----|----|----|----|----|-----|-----|
| | | FG | FGA | FG | FGA | Off | Def | Tot | | | | | | | |
| 02 | HAYES, Antania | * 5-19 | 0-0 | 4-5 | 7 | 3 | 10 | 1 | 14 | 1 | 3 | 0 | 2 | 29 | |
| 03 | VOGELPOHL, Emily | * 4-6 | 1-2 | 6-6 | 0 | 2 | 2 | 0 | 15 | 3 | 1 | 0 | 5 | 30 | |
| 04 | DEMINGS, Kim | * 11-27 | 1-9 | 5-8 | 4 | 4 | 8 | 1 | 28 | 1 | 5 | 0 | 2 | 34 | |
| 15 | DENHAM, Symone | * 0-5 | 0-2 | 2-2 | 0 | 2 | 2 | 3 | 2 | 1 | 3 | 0 | 1 | 24 | |
| 22 | van der KEIJL, Riche | * 4-6 | 0-0 | 3-3 | 5 | 6 | 11 | 4 | 11 | 0 | 0 | 1 | 0 | 25 | |
| 10 | WILLIAMS, JJ | 0-5 | 0-0 | 1-2 | 0 | 3 | 3 | 0 | 1 | 3 | 1 | 0 | 0 | 10 | |
| 12 | TAYLOR, Mackenzie | 0-1 | 0-0 | 0-0 | 0 | 0 | 0 | 1 | 0 | 1 | 0 | 0 | 1 | 10 | |
| 23 | SIMMONS, Symone | 2-6 | 2-3 | 0-0 | 3 | 3 | 6 | 4 | 6 | 0 | 0 | 3 | 0 | 23 | |
| 25 | SMITH, Lexi | 0-1 | 0-0 | 0-0 | 1 | 1 | 2 | 1 | 0 | 0 | 0 | 0 | 1 | 15 | |
| Team | | | | | 2 | 3 | 5 | | | | | | | | |
| | | 26-76 | 4-16 | 21-26 | 22 | 27 | 49 | 15 | 77 | 10 | 13 | 4 | 12 | 200 | |

1st FG %: 6-21 28.6% 2nd: 5-20 25.0% 3rd: 6-12 50.0% 4th: 9-23 39.1% Game: 26-76 34.2% Deadball
3FG %: 0-1 0.0% 2-4 50.0% 3-4 75.0% 1-5 20.0% 4-16 25.0% Rebounds
FT %: 2-2 100.0% 6-8 75.0% 9-10 90.0% 4-6 66.7% 21-26 80.8% 3

IOWA 83 • 5-0

| # | Player | Total | 3-Ptr | Rebounds | | | PF | TP | A | TO | Bk | Stl | Min | |
|--------|----------------------|---------|--------|----------|-----|-----|----|----|----|----|----|-----|-----|-----|
| | | FG-FGA | FG-FTA | Off | Def | Tot | | | | | | | | |
| 01 | Kastanek, Alexa | * 6-12 | 6-9 | 0-0 | 0 | 3 | 3 | 4 | 18 | 1 | 2 | 0 | 1 | 26 |
| 02 | Disterhoft, Ally | * 3-6 | 0-0 | 4-4 | 3 | 3 | 6 | 2 | 10 | 5 | 8 | 0 | 0 | 35 |
| 04 | Coley, Chase | * 11-16 | 0-0 | 0-1 | 2 | 7 | 9 | 3 | 22 | 2 | 1 | 1 | 1 | 34 |
| 15 | Jennings, Whitney | * 1-5 | 1-2 | 3-4 | 0 | 3 | 3 | 2 | 6 | 3 | 2 | 0 | 0 | 23 |
| 25 | Peschel, Kali | * 4-8 | 0-1 | 0-1 | 0 | 5 | 5 | 3 | 8 | 0 | 1 | 1 | 1 | 32 |
| 03 | Till, Claire | 0-0 | 0-0 | 0-0 | 0 | 0 | 0 | 1 | 0 | 0 | 0 | 0 | 0 | 2 |
| 10 | Gustafson, Megan | 2-5 | 0-0 | 0-0 | 0 | 1 | 1 | 3 | 4 | 0 | 0 | 0 | 0 | 6 |
| 11 | Davis, Tania | 5-10 | 1-5 | 2-2 | 0 | 2 | 2 | 1 | 13 | 4 | 2 | 0 | 3 | 19 |
| 23 | Buttenham, Christina | 1-4 | 0-2 | 0-0 | 0 | 0 | 0 | 0 | 2 | 0 | 1 | 1 | 0 | 16 |
| 34 | Mohms, Carly | 0-1 | 0-0 | 0-0 | 1 | 2 | 3 | 1 | 0 | 0 | 0 | 0 | 0 | 7 |
| Team | | | | | 2 | 4 | 6 | | | | | | | |
| Totals | | 33-67 | 8-19 | 9-12 | 8 | 30 | 38 | 20 | 83 | 15 | 17 | 3 | 6 | 200 |

1st FG %: 8-21 38.1% 2nd: 12-17 70.6% 3rd: 7-18 38.9% 4th: 6-11 54.5% Game: 33-67 49.3% Deadball
3FG %: 1-3 33.3% 2-4 50.0% 3-4 75.0% 8-19 42.1% Rebounds
FT %: 0-0 0.0% 2-2 100.0% 5-6 83.3% 9-12 75.0% 2

Officials: Greg Norton, Brian Morrow, Stacie Blow
Technical fouls: Wright State-None. IOWA-None.
Attendance: Game 1 of the Lone Star Showcase

| Score by periods | 1st | 2nd | 3rd | 4th | Total |
|------------------|-----|-----|-----|-----|-------|
| Wright State | 14 | 16 | 24 | 13 | 77 |
| IOWA | 17 | 28 | 19 | 19 | 83 |

Last FG - WSU 4th-01:50, IOWA 4th-03:42.
Largest lead - WSU by 5 2nd-08:00, IOWA by 21 3rd-08:40.
WSU led for 05:55, IOWA led for 31:55. Game was tied for 02:10.

Game 5

| Points | In | Off | 2nd | Fast | Bench |
|--------|----|-----|-----|------|-------|
| WSU | 32 | 23 | 13 | 7 | 19 |
| IOWA | 36 | 16 | 11 | 13 | 19 |

Score tied - 3 times.
Lead changed - 6 times.



Official Basketball Box Score -- Game Totals -- Final Statistics
George Washington vs IOWA
11/27/15 1:30 p.m. at Cedar Park, Texas (Cedar Park Center)



George Washington 81 • 6-1

| # | Player | Total | | 3-Ptr | | Rebounds | | | PF | TP | A | TO | Bk | Stl | Min |
|----|-------------------|---------|------|-------|-----|----------|-----|-----|----|----|----|----|----|-----|-----|
| | | FG | FGA | FG | FGA | Off | Def | Tot | | | | | | | |
| 03 | WASHINGTON, Caira | * 5-10 | 0-0 | 1-1 | 3 | 3 | 6 | 5 | 11 | 1 | 5 | 1 | 1 | 34 | |
| 04 | CHASE, Lauren | * 5-8 | 0-0 | 0-0 | 1 | 1 | 2 | 5 | 10 | 3 | 2 | 0 | 0 | 33 | |
| 13 | CRANSHAW, Shannon | * 1-6 | 1-3 | 1-4 | 0 | 3 | 3 | 0 | 4 | 4 | 5 | 0 | 3 | 31 | |
| 24 | CHANDLER, Alexis | * 2-5 | 0-0 | 2-2 | 1 | 1 | 2 | 2 | 6 | 3 | 2 | 0 | 1 | 29 | |
| 35 | JONES, Jonquel | * 10-23 | 0-2 | 3-6 | 8 | 18 | 26 | 4 | 23 | 3 | 5 | 4 | 2 | 46 | |
| 05 | BROWN, Aaliyah | 1-3 | 0-2 | 0-0 | 2 | 1 | 3 | 0 | 2 | 2 | 0 | 0 | 1 | 9 | |
| 20 | SCHABLE, Hannah | 4-11 | 2-5 | 2-2 | 3 | 1 | 4 | 2 | 12 | 1 | 3 | 0 | 1 | 26 | |
| 25 | PRANGE, Kelli | 0-3 | 0-1 | 0-0 | 0 | 1 | 0 | 1 | 0 | 0 | 1 | 0 | 0 | 10 | |
| 34 | CUMMINGS, Brianna | 5-9 | 1-2 | 2-3 | 0 | 2 | 2 | 3 | 13 | 0 | 0 | 0 | 2 | 32 | |
| | Team | | | | 0 | 1 | 1 | | | | | | | | |
| | Totals | 33-78 | 4-15 | 11-18 | 19 | 31 | 50 | 21 | 81 | 18 | 22 | 5 | 11 | 250 | |

1st FG %: 6-16 37.5% 2nd: 7-20 35.0% 3rd: 5-17 29.4% 4th: 9-12 75.0% Game: 33-78 42.3% Deadball
3FG %: 0-2 0.0% 3-7 42.9% 0-2 0.0% 1-2 50.0% Rebounds
FT %: 3-3 100.0% 0-0 0.0% 2-3 66.7% 1-4 25.0% 11-18 61.1% 5

IOWA 77 • 5-1

| # | Player | Total | | 3-Ptr | | Rebounds | | | PF | TP | A | TO | Bk | Stl | Min |
|--------|----------------------|--------|------|-------|-----|----------|-----|-----|----|----|----|----|----|-----|-----|
| | | FG | FGA | FG | FGA | Off | Def | Tot | | | | | | | |
| 01 | Kastanek, Alexa | * 2-12 | 0-5 | 2-2 | 1 | 3 | 4 | 3 | 6 | 3 | 2 | 0 | 0 | 0 | 39 |
| 02 | Disterhoft, Ally | * 7-14 | 1-6 | 4-5 | 1 | 4 | 5 | 4 | 19 | 5 | 3 | 0 | 2 | 0 | 47 |
| 04 | Coley, Chase | * 8-12 | 1-1 | 5-7 | 0 | 10 | 10 | 2 | 22 | 1 | 4 | 0 | 0 | 0 | 40- |
| 15 | Jennings, Whitney | * 4-11 | 2-7 | 3-4 | 0 | 5 | 5 | 3 | 13 | 2 | 6 | 0 | 6 | 0 | 47 |
| 25 | Peschel, Kali | * 2-6 | 0-1 | 4-4 | 2 | 3 | 5 | 4 | 8 | 0 | 0 | 1 | 1 | 1 | 32 |
| 10 | Gustafson, Megan | 1-1 | 0-0 | 0-0 | 0 | 0 | 0 | 2 | 2 | 0 | 1 | 0 | 0 | 0 | 10 |
| 11 | Davis, Tania | 0-0 | 0-0 | 0-0 | 0 | 1 | 1 | 2 | 0 | 0 | 2 | 0 | 0 | 0 | 5 |
| 23 | Buttenham, Christina | 1-2 | 1-1 | 2-2 | 0 | 1 | 1 | 2 | 5 | 0 | 4 | 0 | 0 | 0 | 13 |
| 34 | Mohms, Carly | 1-2 | 0-0 | 0-0 | 0 | 0 | 0 | 1 | 2 | 1 | 0 | 0 | 0 | 0 | 17 |
| | Team | | | | 3 | 1 | 4 | | | | | | | | |
| Totals | | 26-60 | 5-21 | 20-24 | 7 | 28 | 35 | 23 | 77 | 12 | 22 | 1 | 9 | 250 | |

1st FG %: 7-14 50.0% 2nd: 6-11 54.5% 3rd: 6-12 50.0% 4th: 3-8 37.5% Game: 26-60 43.3% Deadball
3FG %: 1-4 25.0% 3-4 75.0% 1-5 20.0% 0-3 0.0% Rebounds
FT %: 2-2 100.0% 3-4 75.0% 3-4 75.0% 7-8 87.5% 20-24 83.3% 0

Officials: Doug Williams, Stacie Blow, Jace Coody
Technical fouls: George Washington-None. IOWA-None.
Attendance: 627

| Score by periods | 1st | 2nd | 3rd | 4th | OT | OT2 | Total |
|-------------------|-----|-----|-----|-----|----|-----|-------|
| George Washington | 15 | 17 | 12 | 20 | 5 | 12 | 81 |
| IOWA | 17 | 18 | 16 | 13 | 5 | 8 | 77 |

Last FG - GW OT2-00:13, IOWA OT2-00:21.
Largest lead - GW by 8 4th-04:32, IOWA by 11 3rd-07:41.
GW led for 12:11, IOWA led for 23:43. Game was tied for 13:27.

| Points | In | Off | 2nd | Fast | Bench |
|--------|----|-----|-----|------|-------|
| GW | 40 | 24 | 11 | 2 | 27 |
| IOWA | 24 | 22 | 4 | 0 | 9 |

Score tied - 17 times.
Lead changed - 8 times.

Game 6



Official Basketball Box Score -- Game Totals -- Final Statistics
Houston vs IOWA
11/28/15 11 a.m. at Cedar Park, Texas (Cedar Park Center)



Houston 50 • 1-5

| # | Player | Total | 3-Ptr | Rebounds | | | | | | | | | | | |
|--------|-------------------|--------|--------|----------|-----|-----|-----|----|----|---|----|----|-----|-----|--|
| | | FG-FGA | FG-FGA | FT-FTA | Off | Def | Tot | PF | TP | A | TO | Bk | Stl | Min | |
| 02 | BLAKE, Jacqueline | * 0-6 | 0-0 | 0-0 | 1 | 0 | 1 | 3 | 0 | 0 | 3 | 0 | 1 | 9 | |
| 15 | SMITH, Alecia | * 2-11 | 1-8 | 0-0 | 2 | 5 | 7 | 3 | 5 | 3 | 2 | 0 | 1 | 34 | |
| 22 | AMERSON, Marche' | * 1-7 | 1-3 | 0-0 | 0 | 2 | 2 | 1 | 3 | 1 | 0 | 0 | 0 | 19 | |
| 23 | HAWKINS, Serithia | * 5-15 | 1-1 | 1-3 | 8 | 1 | 9 | 2 | 12 | 1 | 5 | 1 | 1 | 30 | |
| 25 | GRAVES, Kierra | * 1-10 | 0-0 | 2-2 | 2 | 0 | 2 | 0 | 4 | 2 | 2 | 0 | 3 | 29 | |
| 10 | NEWMAN, Genesia | 2-3 | 1-2 | 0-0 | 0 | 2 | 2 | 0 | 5 | 0 | 0 | 0 | 1 | 9 | |
| 21 | PALMER, Jessica | 3-10 | 2-4 | 0-0 | 3 | 1 | 4 | 1 | 8 | 1 | 3 | 0 | 1 | 21 | |
| 03 | TILL, Claire | 2-7 | 1-3 | 0-0 | 0 | 2 | 2 | 4 | 5 | 0 | 0 | 0 | 0 | 21 | |
| 26 | BROWN, Sharayla | 0-1 | 0-0 | 0-2 | 3 | 2 | 5 | 2 | 0 | 0 | 1 | 0 | 0 | 6 | |
| 33 | GILBERT, Tyler | 4-9 | 0-0 | 0-0 | 5 | 2 | 7 | 3 | 8 | 0 | 0 | 1 | 0 | 22 | |
| | Team | | | | 2 | 3 | 5 | | | | | | | | |
| Totals | | 20-79 | 7-21 | 3-7 | 26 | 20 | 46 | 19 | 50 | 8 | 16 | 2 | 8 | 200 | |

1st FG %: 4-24 16.7% 2nd: 5-21 23.8% 3rd: 7-18 38.9% 4th: 4-16 25.0% Game: 20-79 25.3% Deadball
3FG %: 2-7 28.6% 1-6 16.7% 3-4 75.0% 1-3 33.3% Rebounds
FT %: 2-2 100.0% 0-0 0.0% 0-2 0.0% 1-3 33.3% 7-21 33.3% 2,2

IOWA 64 • 6-1

| # | Player | Total | | 3-Ptr | | Rebounds | | | PF | TP | A | TO | Bk | Stl | Min |
|--------|----------------------|--------|--------|--------|-----|----------|-----|----|----|----|----|----|----|-----|-----|
| | | FG-FGA | FG-FGA | FT-FTA | Off | Def | Tot | | | | | | | | |
| 01 | Kastanek, Alexa | * 4-9 | 3-6 | 2-3 | 1 | 4 | 5 | 1 | 13 | 3 | 3 | 1 | 2 | 26 | |
| 02 | Disterhoft, Ally | * 4-8 | 1-2 | 6-7 | 3 | 3 | 6 | 1 | 15 | 0 | 2 | 0 | 0 | 34 | |
| 04 | Coley, Chase | * 0-3 | 0-0 | 0-0 | 0 | 5 | 5 | 1 | 0 | 2 | 1 | 2 | 1 | 21 | |
| 15 | Jennings, Whitney | * 1-7 | 1-4 | 2-2 | 1 | 6 | 7 | 1 | 5 | 1 | 2 | 0 | 1 | 33 | |
| 25 | Peschel, Kali | * 3-7 | 1-4 | 1-2 | 0 | 4 | 4 | 5 | 8 | 2 | 0 | 1 | 1 | 26 | |
| 03 | Till, Claire | 0-0 | 0-0 | 0-0 | 0 | 0 | 0 | 2 | 0 | 1 | 0 | 0 | 0 | 1 | |
| 10 | Gustafson, Megan | 3-9 | 0-0 | 5-6 | 2 | 6 | 8 | 3 | 11 | 0 | 2 | 0 | 0 | 19 | |
| 11 | Davis, Tania | 0-1 | 0-1 | 1-2 | 0 | 1 | 2 | 1 | 0 | 1 | 0 | 0 | 0 | 12 | |
| 12 | Stewart, Hannah | 0-0 | 0-0 | 0-0 | 0 | 0 | 0 | 0 | 0 | 0 | 1 | 0 | 0 | 1 | |
| 23 | Buttenham, Christina | 0-1 | 0-0 | 0-0 | 0 | 0 | 0 | 0 | 0 | 1 | 3 | 0 | 0 | 6 | |
| 34 | Mohs, Carly | 5-7 | 1-3 | 0-1 | 1 | 2 | 3 | 0 | 11 | 2 | 2 | 1 | 0 | 19 | |
| | Team | | | | 3 | 4 | 7 | | | | | | | | |
| Totals | | 20-52 | 7-20 | 17-23 | 11 | 35 | 46 | 16 | 64 | 12 | 17 | 5 | 5 | 200 | |



IOWA BASKETBALL

Season Box Scores

Official Basketball Box Score -- Game Totals -- Final Statistics

Robert Morris vs IOWA

12/6/15 1 p.m. at Carver-Hawkeye Arena

Robert Morris 50 • 4-4

| # | Player | Total | | 3-Ptr | | Rebounds | | PF | TP | A | TO | Blk | Stl | Min |
|--------|---------------------|--------|--------|--------|--------|----------|-----|----|----|----|----|-----|-----|-----|
| | | FG-FGA | FG-FGA | FT-FTA | FT-FTA | Off | Def | | | | | | | |
| 22 | SMITH, Megan | 3-12 | 0-1 | 2-2 | 2-2 | 3 | 5 | 8 | 2 | 8 | 1 | 0 | 1 | 28 |
| 21 | MULRAIN, Mikalah | 0-3 | 0-0 | 1-2 | 1-2 | 3 | 5 | 8 | 3 | 1 | 1 | 1 | 0 | 26 |
| 04 | STAMOLAMPROU, A Nik | 6-17 | 1-6 | 0-0 | 0-0 | 1 | 2 | 3 | 1 | 13 | 1 | 4 | 0 | 38 |
| 10 | NAVARRO, Rebecca | 5-11 | 3-4 | 0-0 | 0-0 | 1 | 6 | 7 | 0 | 13 | 2 | 2 | 0 | 29 |
| 14 | RAVELLI, Ashley | 2-9 | 1-7 | 0-0 | 0-0 | 0 | 2 | 2 | 0 | 5 | 3 | 3 | 0 | 34 |
| 01 | JONES, Jocelynn | 1-5 | 0-0 | 1-2 | 1-2 | 2 | 2 | 4 | 1 | 3 | 0 | 2 | 0 | 12 |
| 02 | ADAMS, Nia | 0-0 | 0-0 | 0-0 | 0-0 | 1 | 1 | 2 | 1 | 0 | 0 | 0 | 0 | 6 |
| 11 | BROWN, Janee | 0-0 | 0-0 | 0-0 | 0-0 | 0 | 0 | 0 | 1 | 0 | 0 | 1 | 0 | 5 |
| 12 | MATALY, Lou | 1-3 | 1-3 | 0-0 | 0-0 | 0 | 0 | 0 | 0 | 3 | 0 | 1 | 0 | 8 |
| 20 | WORMACK, Leah | 2-6 | 0-0 | 0-0 | 0-0 | 2 | 1 | 3 | 2 | 4 | 0 | 1 | 2 | 14 |
| Team | | 4 | 0 | 4 | 4 | 2 | 0 | 0 | 0 | 2 | 0 | 0 | 0 | 0 |
| Totals | | 20-66 | 6-21 | 4-6 | 4-6 | 17 | 24 | 41 | 11 | 50 | 8 | 17 | 3 | 200 |

| | | | | | | | | | | | | | | | |
|-------------|------|-------|------|-------|-------|-------|------|-------|------|-------|-------|-------|-------|----------|----------|
| 1st - FG %: | 7-18 | 38.9% | 2nd: | 5-13 | 38.5% | 3rd: | 6-17 | 35.3% | 4th: | 2-18 | 11.1% | Game: | 20-66 | 30.3% | Deadball |
| 3FG %: | 2-9 | 22.2% | 2-3 | 66.7% | 0-3 | 0.0% | 2-6 | 33.3% | 0-1 | 0.0% | 0.0% | 6-21 | 28.6% | Rebounds | |
| FT %: | 0-0 | 0.0% | 0-0 | 0.0% | 1-2 | 50.0% | 3-4 | 75.0% | 4-6 | 66.7% | 1 | 4-6 | 66.7% | 1 | |

IOWA 69 • 8-1

| # | Player | Total | | 3-Ptr | | Rebounds | | PF | TP | A | TO | Blk | Stl | Min |
|--------|----------------------|--------|--------|--------|--------|----------|-----|----|----|----|----|-----|-----|-----|
| | | FG-FGA | FG-FGA | FT-FTA | FT-FTA | Off | Def | | | | | | | |
| 25 | Peschel, Kali | 2-9 | 1-4 | 1-2 | 1-2 | 3 | 5 | 8 | 1 | 6 | 0 | 1 | 0 | 26 |
| 04 | Coley, Chase | 1-4 | 0-0 | 2-2 | 2-2 | 3 | 2 | 5 | 2 | 4 | 2 | 3 | 1 | 16 |
| 01 | Kastanek, Alexa | 1-4 | 1-3 | 0-0 | 0-0 | 0 | 1 | 1 | 1 | 3 | 3 | 2 | 0 | 19 |
| 02 | Disterhoft, Ally | 6-9 | 2-4 | 2-3 | 2-3 | 1 | 2 | 3 | 0 | 16 | 3 | 1 | 1 | 31 |
| 15 | Jennings, Whitney | 3-11 | 0-3 | 1-2 | 1-2 | 0 | 2 | 2 | 1 | 7 | 5 | 0 | 0 | 27 |
| 03 | Till, Claire | 0-0 | 0-0 | 2-2 | 2-2 | 0 | 0 | 0 | 0 | 2 | 2 | 0 | 1 | 3 |
| 10 | Gustafson, Megan | 6-9 | 0-0 | 3-3 | 3-3 | 0 | 6 | 6 | 1 | 15 | 0 | 1 | 2 | 23 |
| 11 | Davis, Tania | 4-6 | 0-2 | 0-0 | 0-0 | 1 | 3 | 4 | 1 | 8 | 0 | 3 | 0 | 13 |
| 21 | Stewart, Hannah | 1-2 | 0-0 | 0-0 | 0-0 | 0 | 0 | 0 | 0 | 2 | 0 | 0 | 0 | 2 |
| 23 | Buttenham, Christina | 2-4 | 0-1 | 0-0 | 0-0 | 0 | 1 | 1 | 0 | 4 | 0 | 0 | 0 | 19 |
| 24 | Larson, Taygn | 0-0 | 0-0 | 0-0 | 0-0 | 0 | 0 | 0 | 0 | 0 | 0 | 0 | 0 | 2 |
| 34 | Mohns, Carly | 1-3 | 0-2 | 0-0 | 0-0 | 2 | 4 | 6 | 0 | 2 | 3 | 2 | 0 | 17 |
| 45 | Smith, Nicole | 0-0 | 0-0 | 0-0 | 0-0 | 0 | 0 | 0 | 0 | 0 | 0 | 0 | 0 | 2 |
| Team | | 0 | 0 | 0 | 0 | 1 | 4 | 5 | 0 | 0 | 0 | 0 | 0 | 0 |
| Totals | | 27-61 | 4-19 | 11-14 | 11-14 | 11 | 30 | 41 | 7 | 69 | 18 | 13 | 5 | 200 |

| | | | | | | | | | | | | | | | |
|-------------|------|--------|------|------|--------|------|------|-------|------|------|--------|-------|-------|-------|----------|
| 1st - FG %: | 4-14 | 28.6% | 2nd: | 7-16 | 43.8% | 3rd: | 7-16 | 43.8% | 4th: | 9-15 | 60.0% | Game: | 27-61 | 44.3% | Deadball |
| 3FG %: | 0-4 | 0.0% | | 1-6 | 16.7% | | 1-4 | 25.0% | | 2-5 | 40.0% | | 4-19 | 21.1% | Rebounds |
| FT %: | 4-4 | 100.0% | | 2-2 | 100.0% | | 3-6 | 50.0% | | 2-2 | 100.0% | | 11-14 | 78.6% | 2 |

Officials: Angie Enlund, Kevin Pethel, Bruce Morris
Technical fouls: Robert Morris-None. IOWA-None.
Attendance: 2620

| Score by periods | 1st | 2nd | 3rd | 4th | Total |
|------------------|-----|-----|-----|-----|-------|
| Robert Morris | 16 | 12 | 13 | 9 | 50 |
| IOWA | 12 | 17 | 18 | 22 | 69 |

Last FG - RMU 4th-00:46, IOWA 4th-01:07.
Largest lead - RMU by 10 1st-07:48, IOWA by 22 4th-01:07.
RMU led for 17:30. IOWA led for 21:29. Game was tied for 02:01.

Game 9

| Points | In | Off | 2nd | Fast | Bench |
|--------|----|-----|-----|------|-------|
| RMU | 20 | 7 | 10 | 5 | 10 |
| IOWA | 36 | 17 | 7 | 19 | 33 |

Score tied - 2 times.
Lead changed - 1 time.



Official Basketball Box Score -- Game Totals -- Final Statistics

IOWA vs IOWA State

12-11-15 7:06 p.m. at Hilton Coliseum - Ames, Iowa



IOWA 66 • 8-2

| # | Player | Total | | 3-Ptr | | Rebounds | | PF | TP | A | TO | Blk | Stl | Min |
|--------|----------------------|--------|--------|--------|--------|----------|-----|----|----|----|----|-----|-----|-----|
| | | FG-FGA | FG-FGA | FT-FTA | FT-FTA | Off | Def | | | | | | | |
| 01 | Kastanek, Alexa | 4-10 | 3-6 | 3-3 | 3-3 | 0 | 4 | 4 | 4 | 14 | 1 | 2 | 0 | 29 |
| 02 | Disterhoft, Ally | 8-18 | 1-3 | 9-12 | 9-12 | 3 | 5 | 8 | 1 | 26 | 3 | 1 | 3 | 39 |
| 04 | Coley, Chase | 5-10 | 0-0 | 2-3 | 2-3 | 1 | 3 | 4 | 2 | 12 | 1 | 0 | 2 | 28 |
| 15 | Jennings, Whitney | 0-7 | 0-2 | 2-2 | 2-2 | 0 | 2 | 2 | 3 | 2 | 3 | 4 | 0 | 30 |
| 25 | Peschel, Kali | 1-4 | 0-1 | 0-0 | 0-0 | 2 | 1 | 3 | 5 | 2 | 0 | 1 | 0 | 15 |
| 03 | Till, Claire | 0-0 | 0-0 | 0-0 | 0-0 | 0 | 0 | 0 | 0 | 0 | 0 | 0 | 0 | 2 |
| 10 | Gustafson, Megan | 1-3 | 0-0 | 0-0 | 0-0 | 2 | 1 | 3 | 0 | 2 | 0 | 1 | 0 | 11 |
| 11 | Davis, Tania | 2-4 | 0-1 | 0-0 | 0-0 | 0 | 2 | 2 | 3 | 4 | 1 | 0 | 0 | 16 |
| 23 | Buttenham, Christina | 1-2 | 0-0 | 0-0 | 0-0 | 0 | 1 | 1 | 3 | 2 | 0 | 1 | 0 | 15 |
| 34 | Mohns, Carly | 1-4 | 0-1 | 0-0 | 0-0 | 2 | 2 | 4 | 3 | 2 | 2 | 0 | 0 | 15 |
| Team | | 2 | 1 | 3 | 3 | 2 | 1 | 3 | 0 | 0 | 0 | 0 | 0 | 0 |
| Totals | | 23-62 | 4-14 | 16-20 | 16-20 | 12 | 22 | 34 | 24 | 66 | 11 | 10 | 5 | 200 |

| | | | | | | | | | | | | | | | |
|-------------|------|--------|------|--------|-------|-------|------|-------|-------|-------|-------|-------|----------|-------|----------|
| 1st - FG %: | 5-20 | 25.0% | 2nd: | 6-13 | 46.2% | 3rd: | 8-14 | 57.1% | 4th: | 4-15 | 26.7% | Game: | 23-62 | 37.1% | Deadball |
| 3FG %: | 0-1 | 0.0% | 2-4 | 50.0% | 1-3 | 33.3% | 1-6 | 16.7% | 1-6 | 16.7% | 4-14 | 28.6% | Rebounds | | |
| FT %: | 2-2 | 100.0% | 7-7 | 100.0% | 4-5 | 80.0% | 3-6 | 50.0% | 16-20 | 80.0% | 2 | | | | |

Iowa State 69 • 5-3

| # | Player | Total | | 3-Ptr | | Rebounds | | PF | TP | A | TO | Blk | Stl | Min |
|--------|--------------------|--------|--------|--------|--------|----------|-----|----|----|----|----|-----|-----|-----|
| | | FG-FGA | FG-FGA | FT-FTA | FT-FTA | Off | Def | | | | | | | |
| 11 | Buckley, Jadda | 3-8 | 1-2 | 5-6 | 5-6 | 0 | 2 | 2 | 1 | 12 | 6 | 2 | 0 | 39 |
| 12 | Johnson, Seanna | 7-12 | 0-1 | 8-9 | 8-9 | 4 | 6 | 10 | 3 | 22 | 5 | 1 | 0 | 38 |
| 15 | Blaskowsky, Nicole | 3-9 | 3-7 | 0-2 | 0-2 | 1 | 4 | 5 | 2 | 9 | 1 | 3 | 0 | 38 |
| 22 | Starks, TeeTee | 0-2 | 0-1 | 0-0 | 0-0 | 0 | 2 | 2 | 1 | 0 | 0 | 2 | 0 | 14 |
| 04 | Fernstrom, Bryanna | 1-3 | 0-0 | 0-0 | 0-0 | 0 | 4 | 4 | 3 | 2 | 1 | 0 | 3 | 13 |
| 03 | Durr, Emily | 0-0 | 0-0 | 0-0 | 0-0 | 0 | 0 | 0 | 0 | 0 | 0 | 0 | 0 | 1 |
| 21 | Carleton, Bridget | 5-14 | 1-5 | 0-1 | 0-1 | 1 | 3 | 4 | 4 | 11 | 0 | 2 | 4 | 29 |
| 30 | Ricketts, Claire | 0-0 | 0-0 | 0-0 | 0-0 | 0 | 0 | 0 | 0 | 1 | 0 | 0 | 0 | 1 |
| 32 | Burkhal, Meredith | 5-7 | 0-0 | 3-5 | 3-5 | 4 | 4 | 8 | 2 | 13 | 0 | 0 | 1 | 27 |
| Team | | 3 | 3 | 6 | 6 | 3 | 3 | 6 | 0 | 1 | 0 | 0 | 0 | 0 |
| Totals | | 24-55 | 5-16 | 16-23 | 16-23 | 13 | 28 | 41 | 17 | 69 | 13 | 15 | 9 | 200 |

| | | | | | | | | | | | | | | | |
|-------------|------|-------|------|-------|-------|-------|------|-------|------|-------|-------|-------|----------|-------|----------|
| 1st - FG %: | 5-12 | 41.7% | 2nd: | 4-14 | 28.6% | 3rd: | 7-14 | 50.0% | 4th: | 8-15 | 53.3% | Game: | 24-55 | 43.6% | Deadball |
| 3FG %: | 1-2 | 50.0% | 1-6 | 16.7% | 1-3 | 33.3% | 2-5 | 40.0% | 5-8 | 62.5% | 5-16 | 31.3% | Rebounds | | |
| FT %: | 3-4 | 75.0% | 5-7 | 71.4% | 3-4 | 75.0% | | | | | 16-23 | 69.6% | 3,1 | | |

Officials: Bob Trammell, Jesse Dickerson, Cameron Inouye
Technical fouls: IOWA-None. Iowa State-None.
Attendance: 11373
AP Ranking: Iowa #23
Fouled Out: UI #25 Peschel @ 0:55.8

| Score by periods | 1st | 2nd | 3rd | 4th | Total |
|------------------|-----|-----|-----|-----|-------|
| IOWA | 12 | 21 | 21 | 12 | 66 |
| Iowa State | 14 | 14 | 18 | 23 | 69 |

Last FG - IOWA 4th-00:37, ISU 4th-01:17.
Largest lead - IOWA by 11 3rd-06:58, ISU by 6 4th-01:17.
IOWA led for 25:20. ISU led for 09:13. Game was tied for 05:27.

Game 10

| Points | In | Off | 2nd | Fast | Bench |
|--------|----|-----|-----|------|-------|
| IOWA | 24 | 12 | 7 | 6 | 10 |
| ISU | 38 | 12 | 12 | 0 | 24 |

Score tied - 8 times.
Lead changed - 13 times.



Official Basketball Box Score -- Game Totals -- Final Statistics

Bradley vs IOWA

12/19/15 5 p.m. at Carver-Hawkeye Arena



Bradley 53 • 4-5

| # | Player | Total | | 3-Ptr | | Rebounds | | PF | TP | A | TO | Blk | Stl | Min |
|----|-------------------|--------|--------|--------|-----|----------|-----|----|----|----|----|-----|-----|-----|
| | | FG-FGA | FG-FGA | FT-FTA | Off | Def | Tot | | | | | | | |
| 00 | Brewer, Danielle | f | 3-7 | 1-1 | 0-0 | 1 | 7 | 8 | 2 | 7 | 2 | 4 | 0 | 2 |
| 11 | Sims, Tamyra | f | 3-7 | 0-0 | 3-6 | 2 | 3 | 5 | 3 | 9 | 0 | 1 | 3 | 0 |
| 14 | Yelle, Kat | g | 0-0 | 0-0 | 0-0 | 1 | 1 | 2 | 5 | 0 | 3 | 2 | 0 | 1 |
| 23 | Lerma, Leti | g | 2-11 | 0-1 | 3-3 | 1 | 5 | 6 | 4 | 7 | 0 | 2 | 1 | 2 |
| 23 | Schlueter, Anneke | g | 4-16 | 3-11 | 2-3 | 0 | 3 | 3 | 1 | 13 | 0 | 2 | 1 | 2 |
| 10 | Green, Gabby | | 1-4 | 0-0 | 0-1 | 1 | 3 | 4 | 0 | 2 | 0 | 5 | 0 | 1 |
| 20 | Burrell, Shareece | | 4-5 | 0-0 | 1-2 | 1 | 3 | 4 | 0 | 9 | 0 | 2 | 0 | 2 |
| 21 | Van Cleave, Haley | | 0-1 | 0-1 | 0-0 | 0 | 0 | 0 | 0 | 0 | 0 | 0 | 0 | 0 |
| 24 | Kendall, Sameia | | 0-0 | 0-0 | 0-0 | 0 | 0 | 0 | 1 | 0 | 0 | 0 | 0 | 0 |
| 30 | Tinjum, Whitney | | 3-6 | 0-2 | 0-0 | 0 | 2 | 2 | 4 | 6 | 0 | 1 | 0 | 0 |
| 44 | Markert, Vanessa | | 0-0 | 0-0 | 0-0 | 0 | 0 | 0 | 0 | 0 | 0 | 0 | 0 | 0 |
| | Team | | | | | 5 | 3 | 8 | | | | | | |



IOWA BASKETBALL

Season Box Scores



Official Basketball Box Score - Game Totals -- Final Statistics
IOWA vs Nebraska
12/31/15 1:06 p.m. at Pinnacle Bank Arena (Lincoln, Neb.)



IOWA 74 • 11-2, 1-0

| # | Player | Total | | 3-Ptr | | Rebounds | | PF | TP | A | TO | Blk | Stl | Min |
|--------|----------------------|--------|--------|--------|--------|----------|-----|----|----|----|----|-----|-----|-----|
| | | FG-FGA | FG-FGA | FT-FTA | FT-FTA | Off | Def | | | | | | | |
| 04 | Coley, Chase | f | 6-9 | 0-0 | 4-5 | 1 | 5 | 6 | 2 | 16 | 0 | 3 | 0 | 1 |
| 25 | Peschel, Kali | f | 1-3 | 0-1 | 2-2 | 1 | 7 | 8 | 1 | 4 | 1 | 3 | 1 | 0 |
| 01 | Kastanek, Alexa | g | 5-8 | 2-5 | 1-2 | 0 | 3 | 3 | 3 | 13 | 0 | 2 | 0 | 2 |
| 02 | Disterhoft, Ally | g | 7-14 | 2-5 | 1-2 | 4 | 7 | 11 | 2 | 17 | 1 | 4 | 0 | 0 |
| 15 | Jennings, Whitney | g | 1-8 | 1-4 | 3-4 | 1 | 4 | 5 | 4 | 6 | 4 | 2 | 1 | 2 |
| 03 | Till, Claire | g | 0-0 | 0-0 | 2-2 | 2 | 1 | 3 | 2 | 0 | 2 | 1 | 0 | 5 |
| 10 | Gustafson, Megan | g | 3-7 | 0-0 | 0-0 | 1 | 2 | 3 | 3 | 6 | 1 | 3 | 0 | 0 |
| 11 | Davis, Tania | g | 2-5 | 1-2 | 2-2 | 1 | 0 | 1 | 1 | 7 | 4 | 3 | 0 | 0 |
| 23 | Buttenham, Christina | g | 1-3 | 1-3 | 0-0 | 1 | 5 | 6 | 1 | 3 | 2 | 0 | 0 | 0 |
| Team | | | | | | 2 | 3 | 5 | | | 2 | | | |
| Totals | | | 26-57 | 7-20 | 15-19 | 14 | 37 | 51 | 19 | 74 | 13 | 24 | 6 | 5 |

1st - FG %: 6-16 37.5% 2nd: 9-16 56.3% 3rd: 7-17 41.2% 4th: 4-8 50.0% Game: 26-57 45.6% Deadball
3FG %: 3-7 42.9% 3FG %: 2-5 40.0% 3FG %: 1-2 50.0% 3FG %: 7-20 35.0% Rebounds
FT %: 3-3 100.0% 0-0 0.0% 8-12 66.7% 15-19 78.9%

Nebraska 68 • 9-3, 0-1

| # | Player | Total | | 3-Ptr | | Rebounds | | PF | TP | A | TO | Blk | Stl | Min |
|--------|------------------|--------|--------|--------|--------|----------|-----|----|----|----|----|-----|-----|-----|
| | | FG-FGA | FG-FGA | FT-FTA | FT-FTA | Off | Def | | | | | | | |
| 32 | Shepard, Jessica | f | 10-20 | 0-0 | 8-13 | 1 | 7 | 8 | 3 | 28 | 0 | 2 | 0 | 0 |
| 22 | Havers, Allie | c | 3-5 | 0-0 | 0-0 | 1 | 4 | 5 | 2 | 6 | 1 | 1 | 0 | 0 |
| 04 | Clark, Kyndal | g | 1-5 | 0-3 | 0-0 | 1 | 2 | 3 | 5 | 2 | 3 | 0 | 0 | 3 |
| 05 | Romeo, Natalie | g | 4-9 | 3-5 | 4-4 | 0 | 1 | 1 | 2 | 15 | 4 | 2 | 0 | 4 |
| 33 | Theriot, Rachel | g | 7-25 | 1-3 | 0-0 | 1 | 2 | 3 | 3 | 15 | 9 | 3 | 1 | 1 |
| 12 | Wood, Emily | g | 0-0 | 0-0 | 0-0 | 0 | 0 | 0 | 0 | 0 | 0 | 0 | 0 | 4 |
| 31 | Kalenta, Anya | g | 1-5 | 0-1 | 0-0 | 2 | 1 | 3 | 2 | 2 | 0 | 1 | 1 | 1 |
| 34 | Cincore, Jasmine | g | 0-2 | 0-0 | 0-0 | 0 | 1 | 1 | 4 | 0 | 0 | 0 | 0 | 1 |
| Team | | | | | | 4 | 1 | 5 | | | 9 | 2 | 0 | 7 |
| Totals | | | 26-71 | 4-12 | 12-17 | 10 | 19 | 29 | 21 | 68 | 17 | 9 | 2 | 10 |

1st - FG %: 8-20 40.0% 2nd: 3-16 18.8% 3rd: 8-16 50.0% 4th: 7-19 36.8% Game: 26-71 36.6% Deadball
3FG %: 0-1 0.0% 0-3 0.0% 1-1 100.0% 3-7 42.9% 4-12 33.3% Rebounds
FT %: 1-1 100.0% 5-8 62.5% 2-2 100.0% 3-6 66.7% 12-17 70.6%

Officials: Brian Hall, Michael McConnell, Missy Brooks

Technical fouls: IOWA-None. Nebraska-None.

Attendance: 7329

| Score by periods | 1st | 2nd | 3rd | 4th | Total |
|------------------|-----|-----|-----|-----|-------|
| IOWA | 18 | 24 | 15 | 17 | 74 |
| Nebraska | 17 | 11 | 19 | 21 | 68 |

| Points | In | Off | 2nd | Fast |
|--------|----|-----|-----|------|
| IOWA | 26 | 11 | 12 | 4 |
| NEB | 36 | 21 | 8 | 2 |

Score tied - 3 times.
Lead changed - 5 times.

Last FG - IOWA 4th-02:08, NEB 4th-00:17.
Largest lead - IOWA by 16 3rd-09:29, NEB by 6 1st-07:10.
IOWA led for 33:20. NEB led for 05:23. Game was tied for 01:17.



Official Basketball Box Score - Game Totals -- Final Statistics
Rutgers vs IOWA
1/4/16 7 p.m. at Carver-Hawkeye Arena



Rutgers 65 • 10-4, 1-1

| # | Player | Total | | 3-Ptr | | Rebounds | | PF | TP | A | TO | Blk | Stl | Min |
|--------|--------------------|--------|--------|--------|--------|----------|-----|----|----|----|----|-----|-----|-----|
| | | FG-FGA | FG-FGA | FT-FTA | FT-FTA | Off | Def | | | | | | | |
| 02 | Copper, Kahleah | f | 9-18 | 2-4 | 0-0 | 3 | 4 | 7 | 4 | 20 | 2 | 3 | 0 | 1 |
| 01 | Hollivay, Rachel | c | 6-10 | 0-0 | 0-2 | 2 | 4 | 6 | 4 | 12 | 0 | 2 | 3 | 2 |
| 03 | Scaife, Tyler | g | 8-15 | 2-6 | 0-0 | 2 | 2 | 4 | 4 | 18 | 2 | 3 | 0 | 3 |
| 04 | Canty, Briyona | g | 2-10 | 0-0 | 2-2 | 3 | 3 | 6 | 3 | 6 | 5 | 1 | 0 | 2 |
| 11 | Jeune, Aliyah | g | 0-6 | 0-4 | 0-0 | 0 | 1 | 1 | 1 | 0 | 1 | 0 | 0 | 1 |
| 05 | Jeune, Aliyah | g | 1-1 | 1-1 | 0-0 | 2 | 1 | 3 | 2 | 3 | 1 | 0 | 0 | 0 |
| 12 | Sanders, Khadaizha | g | 0-2 | 0-0 | 0-0 | 0 | 0 | 0 | 2 | 0 | 5 | 0 | 0 | 1 |
| 13 | Hernandez, Cynthia | g | 0-0 | 0-0 | 0-0 | 0 | 0 | 0 | 0 | 0 | 0 | 0 | 0 | 0 |
| 40 | Harris, Victoria | g | 3-6 | 0-0 | 0-0 | 2 | 1 | 3 | 0 | 6 | 0 | 0 | 0 | 2 |
| 43 | Butts, Ariel | g | 0-0 | 0-0 | 0-0 | 0 | 0 | 0 | 0 | 0 | 0 | 1 | 0 | 0 |
| Team | | | | | | 0 | 1 | 1 | | | 2 | | | |
| Totals | | | 29-68 | 5-15 | 2-4 | 14 | 17 | 31 | 20 | 65 | 16 | 13 | 3 | 12 |

1st - FG %: 9-16 56.3% 2nd: 8-15 53.3% 3rd: 7-19 36.8% 4th: 5-18 27.8% Game: 29-68 42.6% Deadball
3FG %: 1-2 50.0% 2-6 33.3% 2-3 66.7% 0-4 0.0% 5-15 33.3% Rebounds
FT %: 0-0 0.0% 0-0 0.0% 0-0 0.0% 2-4 50.0% 2-4 50.0%

IOWA 69 • 12-2, 2-0

| # | Player | Total | | 3-Ptr | | Rebounds | | PF | TP | A | TO | Blk | Stl | Min |
|--------|----------------------|--------|--------|--------|--------|----------|-----|----|----|----|----|-----|-----|-----|
| | | FG-FGA | FG-FGA | FT-FTA | FT-FTA | Off | Def | | | | | | | |
| 02 | Disterhoft, Ally | f | 7-11 | 0-2 | 1-3 | 0 | 3 | 3 | 0 | 15 | 4 | 3 | 2 | 0 |
| 25 | Peschel, Kali | f | 0-0 | 0-0 | 2-2 | 1 | 2 | 3 | 1 | 2 | 0 | 2 | 0 | 0 |
| 04 | Coley, Chase | c | 5-8 | 0-0 | 0-0 | 1 | 3 | 4 | 2 | 10 | 2 | 0 | 0 | 1 |
| 01 | Kastanek, Alexa | g | 5-11 | 5-10 | 5-8 | 0 | 2 | 2 | 0 | 20 | 3 | 5 | 0 | 3 |
| 10 | Jennings, Whitney | g | 4-7 | 1-2 | 1-2 | 0 | 4 | 4 | 1 | 10 | 4 | 3 | 0 | 1 |
| 15 | Gustafson, Megan | g | 3-6 | 0-0 | 0-2 | 2 | 4 | 6 | 0 | 6 | 1 | 0 | 3 | 0 |
| 11 | Davis, Tania | g | 0-1 | 0-0 | 0-6 | 1 | 2 | 3 | 1 | 6 | 1 | 3 | 0 | 0 |
| 23 | Buttenham, Christina | g | 0-0 | 0-0 | 0-0 | 0 | 0 | 0 | 0 | 0 | 2 | 2 | 0 | 0 |
| Team | | | | | | 3 | 6 | 9 | | | 1 | | | |
| Totals | | | 24-44 | 6-14 | 15-23 | 8 | 26 | 34 | 5 | 69 | 15 | 21 | 5 | 20 |

1st - FG %: 7-13 53.8% 2nd: 7-9 77.8% 3rd: 5-12 41.7% 4th: 5-10 50.0% Game: 24-44 54.5% Deadball
3FG %: 2-5 40.0% 1-1 100.0% 2-5 40.0% 1-3 33.3% 6-14 42.9% Rebounds
FT %: 2-4 50.0% 0-0 0.0% 11-13 84.6% 2-6 33.3% 15-23 65.2%

Officials: Dee Kantner, Joseph Vaszily, Angelica Suffren

Technical fouls: Rutgers-None. IOWA-None.

Attendance: 4959

| Score by periods | 1st | 2nd | 3rd | 4th | Total |
|------------------|-----|-----|-----|-----|-------|
| Rutgers | 19 | 18 | 16 | 12 | 65 |
| IOWA | 18 | 15 | 23 | 13 | 69 |

| Points | In | Off | 2nd | Fast |
|---------|----|-----|-----|------|
| Rutgers | 24 | 23 | 11 | 8 |
| IOWA | 16 | 17 | 16 | 9 |

Last FG - RU 4th-01:19, IOWA 4th-02:40.
Largest lead - RU by 6 3rd-09:45, IOWA by 7 2nd-03:45.
RU led for 11:52. IOWA led for 25:09. Game was tied for 02:52.



Official Basketball Box Score - Game Totals -- Final Statistics
IOWA vs Michigan
01/07/16 7:00 PM at Crisler Center, Ann Arbor, MI



IOWA 75 • 12-3, 2-1

| # | Player | Total | | 3-Ptr | | Rebounds | | PF | TP | A | TO | Blk | Stl | Min |
|--------|----------------------|--------|--------|--------|--------|----------|-----|----|----|----|----|-----|-----|-----|
| | | FG-FGA | FG-FGA | FT-FTA | FT-FTA | Off | Def | | | | | | | |
| 04 | Coley, Chase | f | 7-10 | 0-0 | 4-4 | 0 | 3 | 3 | 2 | 18 | 1 | 1 | 2 | 1 |
| 25 | Peschel, Kali | f | 1-5 | 0-3 | 0-0 | 1 | 1 | 2 | 2 | 2 | 0 | 2 | 1 | 0 |
| 01 | Kastanek, Alexa | g | 3-8 | 3-8 | 0-0 | 0 | 7 | 7 | 1 | 9 | 4 | 5 | 0 | 0 |
| 02 | Disterhoft, Ally | g | 5-9 | 2-3 | 2-3 | 1 | 4 | 5 | 4 | 14 | 3 | 3 | 0 | 1 |
| 15 | Jennings, Whitney | g | 3-10 | 2-5 | 0-0 | 2 | 1 | 3 | 5 | 8 | 6 | 2 | 0 | 1 |
| 10 | Gustafson, Megan | g | 5-6 | 0-0 | 4-4 | 0 | 3 | 3 | 0 | 14 | 0 | 2 | 2 | 0 |
| 11 | Davis, Tania | g | 3-10 | 1-3 | 0-0 | 0 | 0 | 0 | 1 | 7 | 3 | 1 | 0 | 0 |
| 23 | Buttenham, Christina | g | 1-3 | 1-3 | 0-0 | 2 | 2 | 4 | 1 | 3 | 2 | 1 | 1 | 1 |
| Team | | | | | | 2 | 0 | 2 | | | | | | |
| Totals | | | 28-61 | 9-25 | 10-11 | 8 | 21 | 29 | 16 | 75 | 19 | 17 | 6 | 4 |

1st - FG %: 7-19 36.8% 2nd: 9-13 69.2% 3rd: 6-14 42.9% 4th: 6-15 40.0% Game: 28-61 45.9% Deadball
3FG %: 3-10 30.0% 4-6 66.7% 2-7 28.6% 0-2 0.0% 9-25 36.0% Rebounds
FT %: 2-2 100.0% 5-6 83.3% 1-1 100.0% 10-11 90.9%

Michigan 82 • 9-5, 1-2

| # | Player | Total | | 3-Ptr | | Rebounds | | PF | TP | A | TO | Blk | Stl | Min |
|--------|--------------------|--------|--------|--------|--------|----------|-----|----|----|----|----|-----|-----|-----|
| | | FG-FGA | FG-FGA | FT-FTA | FT-FTA | Off | Def | | | | | | | |
| 32 | Mitchell, Kelsey | f | 7-11 | 0-0 | 1-2 | 5 | 6 | 11 | 3 | 15 | 0 | 1 | 1 | 1 |
| 30 | Thome, Hallie | c | 4-7 | 0-0 | 0-0 | 2 | 0 | 2 | 1 | 8 | 1 | 1 | 0 | 0 |
| 01 | Ristovski, Madison | g | 4-9 | 1-5 | 2-3 | 1 | 3 | 4 | 0 | 11 | 1 | 2 | 1 | 1 |
| 02 | Thompson, Siera | g | 0-4 | 0-1 | 1-2 | 0 | 1 | 1 | 1 | 1 | 4 | 1 | 0 | 2 |
| 03 | Flaherty, Katelynn | g | 11-20 | 1-8 | 1-1 | 0 | 3 | 3 | 1 | 24 | 2 | 2 | 0 | 0 |
| 10 | Munger, Nicole | g | 2-6 | 1-2 | 2-2 | 1 | 3 | 4 | 1 | 7 | 1 | 1 | 0 | 0 |
| 11 | Dunston, Jillian | g | 3-3 | 0-0 | 1-2 | 2 | 1 | 3 | 1 | 7 | 2 | 1 | 0 | 1 |
| 20 | Williams, Danielle | g | 3-4 | 1-1 | 0-1 | 0 | 1 | 1 | 1 | 7 | 2 | 0 | 0 | 2 |
| 21 | Trammel, Sam | g | 1-2 | 0-0 | 0-0 | 0 | 2 | 2 | 0 | 0 | 0 | 0 | 0 | 0 |
| 34 | Brozoski, Boogie | g | 0-1 | 0-0 | 0-0 | 0 | 0 | 0 | 0 | 2 | 1 | 0 | 0 | 1 |
| Team | | | | | | 0 | 1 | 1 | | | 1 | | | |
| Totals | | | 35-67 | 4-17 | 8-13 | 11 | 21 | 32 | 11 | 82 | 15 | 11 | 2 | 8 |

1st - FG %: 9-19 47.4% 2nd: 6-12 50.0% 3rd: 7-16 43.8% 4th: 13-20 65.0% Game: 35-67 52.2% Deadball
3FG %: 1-4 25.0% 1-3 33.3%



IOWA BASKETBALL

Season Box Scores



Official Basketball Box Score -- Game Totals -- Final Statistics
IOWA vs Wisconsin
01/13/16 7:00 pm at Kohl Center, Madison, Wis



IOWA 57 • 13-4, 3-2

| # | Player | Total | | 3-Ptr | | Rebounds | | | PF | TP | A TO Bk Stl | | | | Min |
|--------|----------------------|--------|--------|--------|--------|----------|-----|-----|----|----|-------------|----|----|-----|-----|
| | | FG-FGA | FG-FGA | FT-FTA | FT-FTA | Off | Def | Tot | | | A | TO | Bk | Stl | |
| 02 | Disterhoft, Ally | f | 8-9 | 1-1 | 1-1 | 2 | 3 | 5 | 1 | 18 | 2 | 2 | 1 | 2 | 36 |
| 25 | Peschel, Kali | f | 2-4 | 2-4 | 0-0 | 0 | 5 | 5 | 3 | 6 | 0 | 4 | 0 | 1 | 21 |
| 04 | Coley, Chase | c | 3-9 | 0-0 | 1-2 | 0 | 4 | 4 | 3 | 7 | 0 | 0 | 0 | 1 | 25 |
| 01 | Kastanek, Alexa | g | 1-6 | 1-6 | 0-0 | 0 | 1 | 1 | 4 | 3 | 3 | 4 | 0 | 1 | 24 |
| 15 | Jennings, Whitney | g | 4-11 | 2-4 | 1-2 | 0 | 0 | 0 | 2 | 11 | 1 | 1 | 0 | 0 | 38 |
| 03 | Till, Claire | g | 0-0 | 0-0 | 0-0 | 0 | 1 | 1 | 0 | 0 | 0 | 0 | 0 | 0 | 3 |
| 10 | Gustafson, Megan | g | 2-8 | 0-0 | 1-2 | 1 | 3 | 4 | 0 | 5 | 1 | 0 | 1 | 0 | 15 |
| 11 | Davis, Tania | g | 1-4 | 0-2 | 0-0 | 0 | 3 | 3 | 0 | 2 | 2 | 1 | 0 | 0 | 19 |
| 23 | Buttenham, Christina | g | 2-3 | 1-2 | 0-0 | 4 | 2 | 6 | 1 | 5 | 0 | 1 | 0 | 1 | 19 |
| Team | | | | | | 3 | 4 | 7 | | | | | | | |
| Totals | | | 23-54 | 7-19 | 4-7 | 10 | 26 | 36 | 14 | 57 | 9 | 13 | 2 | 6 | 200 |

| | | | | | | | | | | | | | | | |
|-----------|------|-------|------|------|-------|------|------|--------|------|------|-------|-------|-------|-------|----------|
| 1st FG %: | 4-14 | 28.6% | 2nd: | 9-17 | 52.9% | 3rd: | 8-13 | 61.5% | 4th: | 2-10 | 20.0% | Game: | 23-54 | 42.6% | Deadball |
| 3FG %: | 3-6 | 50.0% | | 1-5 | 20.0% | | 3-3 | 100.0% | | 0-5 | 0.0% | | 7-19 | 36.8% | Rebounds |
| FT %: | 0-0 | 0.0% | | 0-0 | 0.0% | | 2-3 | 66.7% | | 2-4 | 50.0% | | 4-7 | 57.1% | 1 |

Wisconsin 54 • 6-9, 2-3

| # | Player | Total | | 3-Ptr | | Rebounds | | | PF | TP | A TO Bk Stl | | | | Min |
|--------|-------------------|--------|--------|--------|--------|----------|-----|-----|----|----|-------------|----|----|-----|-----|
| | | FG-FGA | FG-FGA | FT-FTA | FT-FTA | Off | Def | Tot | | | A | TO | Bk | Stl | |
| 25 | Johnson, Michala | f | 4-6 | 0-0 | 2-3 | 1 | 5 | 6 | 1 | 10 | 1 | 1 | 1 | 0 | 32 |
| 40 | Young, Aiyanna | f | 6-9 | 0-0 | 0-0 | 1 | 6 | 7 | 5 | 12 | 0 | 1 | 0 | 2 | 30 |
| 01 | Whyte, Dakota | g | 4-10 | 2-6 | 4-4 | 0 | 5 | 5 | 2 | 14 | 4 | 1 | 2 | 1 | 35 |
| 04 | Bauman, Nicole | g | 7-15 | 2-6 | 0-0 | 3 | 2 | 5 | 2 | 16 | 3 | 4 | 1 | 1 | 38 |
| 23 | McMorris, Cayla | g | 0-4 | 0-3 | 0-0 | 0 | 0 | 0 | 2 | 0 | 0 | 2 | 0 | 1 | 18 |
| 05 | Marble, Roichelle | g | 0-3 | 0-2 | 0-0 | 1 | 1 | 2 | 0 | 0 | 2 | 0 | 0 | 0 | 15 |
| 11 | Howard, Marsha | g | 1-3 | 0-1 | 0-0 | 0 | 1 | 1 | 0 | 2 | 0 | 1 | 0 | 0 | 10 |
| 22 | Cichy, Tessa | g | 0-3 | 0-0 | 0-0 | 1 | 0 | 1 | 0 | 0 | 1 | 0 | 0 | 0 | 14 |
| 41 | Gambino, Rosanna | g | 0-1 | 0-0 | 0-0 | 0 | 1 | 1 | 2 | 0 | 0 | 0 | 0 | 0 | 8 |
| Team | | | | | | 0 | 0 | 0 | | | | | | | |
| Totals | | | 22-54 | 4-18 | 6-7 | 7 | 21 | 28 | 14 | 54 | 11 | 10 | 4 | 5 | 200 |

| | | | | | | | | | | | | | | | |
|-----------|------|--------|------|------|-------|------|------|-------|------|------|-------|-------|-------|-------|----------|
| 1st FG %: | 7-15 | 46.7% | 2nd: | 3-11 | 27.3% | 3rd: | 5-12 | 41.7% | 4th: | 7-16 | 43.8% | Game: | 22-54 | 40.7% | Deadball |
| 3FG %: | 0-3 | 0.0% | | 3-6 | 50.0% | | 0-4 | 0.0% | | 1-5 | 20.0% | | 4-18 | 22.2% | Rebounds |
| FT %: | 2-2 | 100.0% | | 0-0 | 0.0% | | 0-0 | 0.0% | | 4-5 | 80.0% | | 6-7 | 85.7% | 0,2 |

Officials: Laura Morris, Maj Forsberg, Angelica Suffren
Technical fouls: IOWA-None. Wisconsin-None.

Attendance: 3235

| Score by periods | 1st | 2nd | 3rd | 4th | Total |
|------------------|-----|-----|-----|-----|-------|
| IOWA | 11 | 19 | 21 | 6 | 57 |
| Wisconsin | 16 | 9 | 10 | 19 | 54 |

Last FG - IOWA 4th-04:22, WIS 4th-00:52.

Largest lead - IOWA by 16 3rd-00:12, WIS by 5 1st-00:19.

IOWA led for 26:00. WIS led for 10:55. Game was tied for 03:05.

Game 17

| Points | In | Off | 2nd | Fast |
|--------|----|-----|-----|------|
| IOWA | 22 | 7 | 11 | 5 |
| WIS | 28 | 8 | 8 | 2 |

Score tied - 4 times.
Lead changed - 5 times.



Official Basketball Box Score -- Game Totals -- Final Statistics
IOWA vs Michigan State
01/16/16 4:30 p.m. at East Lansing, Mich. (Breslin Center)



IOWA 73 • 13-5, 3-3 BIG

| # | Player | Total | | 3-Ptr | | Rebounds | | | PF | TP | A TO Bk Stl | | | | Min |
|--------|----------------------|--------|--------|--------|--------|----------|-----|-----|----|----|-------------|----|----|-----|-----|
| | | FG-FGA | FG-FGA | FT-FTA | FT-FTA | Off | Def | Tot | | | A | TO | Bk | Stl | |
| 04 | Coley, Chase | f | 3-5 | 0-0 | 0-1 | 0 | 2 | 2 | 2 | 6 | 0 | 0 | 0 | 1 | 19 |
| 01 | Kastanek, Alexa | g | 2-4 | 0-2 | 0-0 | 1 | 3 | 4 | 3 | 4 | 1 | 2 | 0 | 0 | 14 |
| 02 | Disterhoft, Ally | g | 4-10 | 1-2 | 4-6 | 0 | 7 | 7 | 2 | 13 | 2 | 1 | 0 | 0 | 38 |
| 15 | Jennings, Whitney | g | 6-15 | 1-4 | 2-2 | 1 | 0 | 1 | 5 | 15 | 3 | 7 | 0 | 0 | 32 |
| 25 | Peschel, Kali | g | 3-6 | 3-4 | 3-4 | 0 | 4 | 4 | 4 | 12 | 1 | 2 | 0 | 0 | 30 |
| 10 | Gustafson, Megan | g | 2-2 | 0-0 | 3-3 | 3 | 2 | 5 | 5 | 7 | 0 | 1 | 2 | 0 | 21 |
| 11 | Davis, Tania | g | 5-12 | 4-5 | 2-4 | 3 | 3 | 6 | 1 | 16 | 5 | 3 | 0 | 0 | 26 |
| 23 | Buttenham, Christina | g | 0-2 | 0-1 | 0-0 | 2 | 3 | 5 | 1 | 0 | 1 | 1 | 0 | 0 | 20 |
| Team | | | | | | 4 | 2 | 6 | | | | | | | |
| Totals | | | 25-56 | 9-18 | 14-20 | 14 | 26 | 40 | 23 | 73 | 13 | 18 | 2 | 1 | 200 |

| | | | | | | | | | | | | | | | |
|-----------|------|-------|------|------|-------|------|------|--------|------|-------|-------|-------|-------|-------|----------|
| 1st FG %: | 5-10 | 50.0% | 2nd: | 7-10 | 70.0% | 3rd: | 3-14 | 21.4% | 4th: | 10-22 | 45.5% | Game: | 25-56 | 44.6% | Deadball |
| 3FG %: | 3-4 | 75.0% | | 3-4 | 75.0% | | 1-5 | 20.0% | | 2-5 | 40.0% | | 9-18 | 50.0% | Rebounds |
| FT %: | 0-0 | 0.0% | | 0-0 | 0.0% | | 4-4 | 100.0% | | 4-8 | 50.0% | | 14-20 | 70.0% | 1 |

Michigan State 80 • 13-4, 4-2 BIG

| # | Player | Total | | 3-Ptr | | Rebounds | | | PF | TP | A TO Bk Stl | | | | Min |
|--------|------------------|--------|--------|--------|--------|----------|-----|-----|----|----|-------------|----|----|-----|-----|
| | | FG-FGA | FG-FGA | FT-FTA | FT-FTA | Off | Def | Tot | | | A | TO | Bk | Stl | |
| 04 | Hines, Jasmine | f | 4-9 | 0-0 | 5-6 | 3 | 3 | 6 | 4 | 13 | 1 | 1 | 0 | 1 | 27 |
| 23 | Powers, Aerial | f | 8-15 | 0-2 | 7-8 | 1 | 6 | 7 | 3 | 23 | 3 | 2 | 0 | 1 | 36 |
| 45 | Taylor, Akyah | f | 2-3 | 0-0 | 1-5 | 5 | 1 | 6 | 1 | 5 | 2 | 0 | 0 | 2 | 24 |
| 01 | Jankoska, Tori | g | 4-14 | 1-6 | 9-11 | 1 | 4 | 5 | 3 | 18 | 3 | 0 | 0 | 0 | 38 |
| 10 | Agee, Brannndais | g | 5-11 | 2-4 | 2-2 | 2 | 5 | 7 | 4 | 14 | 1 | 3 | 1 | 2 | 33 |
| 02 | Miller, Cara | g | 0-1 | 0-1 | 0-0 | 0 | 0 | 0 | 0 | 0 | 0 | 0 | 0 | 0 | 2 |
| 13 | Green, Morgan | g | 3-8 | 0-2 | 0-0 | 0 | 1 | 1 | 3 | 6 | 1 | 1 | 2 | 0 | 27 |
| 33 | Allen, Jenna | g | 0-3 | 0-0 | 1-2 | 1 | 0 | 1 | 0 | 1 | 1 | 0 | 0 | 0 | 13 |
| Team | | | | | | 1 | 1 | 2 | | | | | | | |
| Totals | | | 26-64 | 3-15 | 25-34 | 17 | 21 | 38 | 18 | 80 | 12 | 7 | 3 | 6 | 200 |

| | | | | | | | | | | | | | | | |
|-----------|------|-------|------|------|-------|------|------|-------|------|-------|-------|-------|-------|-------|----------|
| 1st FG %: | 6-18 | 33.3% | 2nd: | 3-18 | 16.7% | 3rd: | 8-13 | 61.5% | 4th: | 9-15 | 60.0% | Game: | 26-64 | 40.6% | Deadball |
| 3FG %: | 1-6 | 16.7% | | 1-4 | 25.0% | | 1-3 | 33.3% | | 0-2 | 0.0% | | 3-15 | 20.0% | Rebounds |
| FT %: | 0-0 | 0.0% | | 3-6 | 50.0% | | 6-9 | 66.7% | | 16-19 | 84.2% | | 25-34 | 73.5% | 4,1 |

Officials: Sue Bauch, Bryan Enterline, Denise Brooks
Technical fouls: IOWA-None. Michigan State-None.

Attendance: 9017

| Score by periods | 1st | 2nd | 3rd | 4th | Total |
|------------------|-----|-----|-----|-----|-------|
| IOWA | 16 | 20 | 11 | 26 | 73 |
| Michigan State | 13 | 10 | 23 | 34 | 80 |

Last FG - IOWA 4th-00:32, MSU 4th-01:59.

Largest lead - IOWA by 16 2nd-00:26, MSU by 14 4th-04:12.

IOWA led for 24:00. MSU led for 12:40. Game was tied for 03:02.

Game 18

| Points | In | Off | 2nd | Fast |
|--------|----|-----|-----|------|
| IOWA | 22 | 11 | 22 | 5 |
| MSU | 36 | 21 | 16 | 6 |

Score tied - 4 times.
Lead changed - 8 times.



Official Basketball Box Score -- Game Totals -- Final Statistics
Penn State vs IOWA
1/20/16 7 p.m. at Carver-Hawkeye Arena



Penn State 82 • 7-11, 2-5

| # | Player | Total | | 3-Ptr | | Rebounds | | | PF | TP | A TO Bk Stl | | | | Min |
|--------|-------------------|--------|--------|--------|--------|----------|-----|-----|----|----|-------------|----|----|-----|-----|
| | | FG-FGA | FG-FGA | FT-FTA | FT-FTA | Off | Def | Tot | | | A | TO | Bk | Stl | |
| 15 | Mitchell, Kaliyah | f | 4-9 | 1-1 | 3-4 | 2 | 5 | 7 | 3 | 12 | 0 | 2 | 0 | 3 | 29 |
| 25 | Whitted, Peyton | f | 5-6 | 0-0 | 4-4 | 3 | 7 | 10 | 3 | 14 | 0 | 1 | 0 | 1 | 36 |
| 03 | Banks, Brianna | g | 5-11 | 1-4 | 5-6 | 0 | 3 | 3 | 4 | 16 | 3 | 3 | 1 | 1 | 24 |
| 11 | Page, Teniya | g | 4-10 | 1-3 | 5-6 | 2 | 5 | 7 | 2 | 14 | 4 | 2 | 1 | 1 | 38 |
| 12 | Spann, Lindsey | g | 5-14 | 2-7 | 4-4 | 0 | 6 | 6 | 1 | 16 | 8 | 3 | 0 | 2 | 36 |
| 01 | Agee, Candice | g | 3-4 | 0-0 | 0-0 | 0 | 2 | 2 | 3 | 6 | 0 | 2 | 0 | 0 | 10 |
| 22 | Knizner, Leah | g | 0-0 | 0-0 | 0-0 | 1 | 0 | 1 | 0 | 1 | 0 | 0 | 0 | 0 | 6 |
| 23 | Williams, Jaylen | g | 2-3 | 0-0 | 0-0 | 2 | 4 | 6 | 5 | 4 | 0 | 1 | 2 | 0 | 13 |
| 24 | Thomas, Ashanti | g | 0-0 | 0-0 | 0-0 | 0 | 0 | 0 | 4 | 0 | 3 | 1 | 0 | 0 | 8 |
| Team | | | | | | 4 | 2 | 6 | | | | | | | |
| Totals | | | 28-57 | 5-15 | 21-24 | 14 | 34 | 48 | 26 | 82 | 15 | 17 | 5 | 8 | 200 |

| | | | | | | | | | | | | | | | |
|-----------|-------|-------|------|------|-------|------|------|--------|------|-------|-------|-------|-------|-------|----------|
| 1st FG %: | 12-16 | 75.0% | 2nd: | 5-13 | 38.5% | 3rd: | 9-17 | 52.9% | 4th: | 2-11 | 18.2% | Game: | 28-57 | 49.1% | Deadball |
| 3FG %: | 1-2 | 50.0% | | 2-5 | 40.0% | | 2-5 | 40.0% | | 0-3 | 0.0% | | 5-15 | 33.3% | Rebounds |
| FT %: | 0-0 | 0.0% | | 9-10 | 90.0% | | 2-2 | 100.0% | | 10-12 | 83.3% | | 21-24 | 87.5% | 2 |

IOWA 69 • 13-6, 3-4

| # | Player | f | Total | | 3-Ptr | | Rebounds | | | PF | TP | A TO Bk Stl | | | | Min |
|--------|---------------------|---|--------|--------|--------|--------|----------|-----|-----|----|----|-------------|----|----|-----|-----|
| | | | FG-FGA | FG-FGA | FT-FTA | FT-FTA | Off | Def | Tot | | | A | TO | Bk | Stl | |
| 02 | Disterhoft, Ally | f | 3-14 | 1-5 | 6-9 | 4 | 3 | 7 | 0 | 13 | 3 | 1 | 2 | 1 | 36 | |
| 25 | Peschel, Kali | f | 2-5 | 1-4 | 1-2 | 1 | 1 | 2 | 5 | 6 | 1 | 4 | 0 | 1 | 19 | |
| 09 | Chase, J | f | 0-0 | 0-0 | 0-0 | 0 | 0 | 0 | 0 | 0 | 0 | 0 | 0 | 0 | 0 | |
| 01 | Kastanek, Alexa | g | 2-10 | 1-8 | 3-3 | 0 | 1 | 2 | 8 | 2 | 2 | 2 | 0 | 0 | 26 | |
| 15 | Jennings, Whitney | g | 4-8 | 1-3 | 2-2 | 1 | 1 | 2 | 5 | 11 | 3 | 1 | 0 | 2 | 36 | |
| 10 | Gustafson, Megan | g | 2-5 | 0-0 | 1-2 | 2 | 2 | 4 | 3 | 5 | 1 | 1 | 1 | 1 | 16 | |
| 11 | Davis, Tania | g | 4-12 | 0-3 | 1-2 | 2 | 2 | 3 | 1 | 9 | 6 | 2 | 0 | 4 | 25 | |
| 23 | Ittenham, Christina | g | 0-4 | 0-2 | 1-2 | 4 | 1 | 5 | 1 | 1 | 1 | 0 | 0 | 0 | 16 | |
| Totals | | | 24-68 | 4-25 | 17-26 | 18 | 16 | 34 | 20 | 69 | 18 | 12 | 3 | 9 | 200 | |



IOWA BASKETBALL

Season Box Scores



Official Basketball Box Score -- Game Totals -- Final Statistics
Michigan vs IOWA
1/28/16 7 p.m. at Carver-Hawkeye Arena



Michigan 69 • 11-9, 3-6

| # | Player | Total | | 3-Ptr | | Rebounds | | | PF | TP | A TO Blk Stl | | | Min |
|-------------|--------------------|--------|--------|------------|--------|------------|-------|------------|-------|--------------|--------------|----------|---|-----|
| | | FG-FGA | FG-FGA | FT-FTA | FT-FTA | Off | Def | Tot | | | | | | |
| 32 | Mitchell, Kelsey | f | 5-10 | 0-0 | 1-2 | 1 | 4 | 5 | 3 | 11 | 1 | 2 | 0 | 27 |
| 30 | Thome, Hallie | c | 4-9 | 0-0 | 2-5 | 6 | 2 | 8 | 4 | 10 | 0 | 2 | 1 | 25 |
| 01 | Ristovski, Madison | g | 5-9 | 1-3 | 0-0 | 1 | 1 | 2 | 3 | 11 | 4 | 1 | 0 | 25 |
| 02 | Thompson, Siera | g | 0-4 | 0-1 | 0-0 | 0 | 4 | 4 | 2 | 0 | 6 | 1 | 0 | 36 |
| 03 | Flaherty, Katelynn | g | 12-18 | 5-8 | 2-3 | 0 | 2 | 2 | 4 | 31 | 2 | 2 | 1 | 35 |
| 10 | Munger, Nicole | g | 0-0 | 0-0 | 0-0 | 0 | 1 | 1 | 4 | 0 | 1 | 0 | 0 | 10 |
| 11 | Dunston, Jillian | g | 0-1 | 0-0 | 0-0 | 0 | 4 | 4 | 0 | 0 | 1 | 1 | 0 | 12 |
| 20 | Williams, Danielle | g | 0-2 | 0-1 | 0-0 | 0 | 1 | 1 | 2 | 0 | 1 | 1 | 0 | 13 |
| 21 | Trammel, Sam | g | 0-0 | 0-0 | 0-0 | 0 | 0 | 0 | 1 | 0 | 1 | 0 | 0 | 3 |
| 34 | Brozowski, Boogie | g | 1-5 | 0-3 | 4-4 | 1 | 0 | 1 | 0 | 6 | 2 | 2 | 0 | 14 |
| Team | | | | | | 1 | 2 | 3 | | | | | | |
| Totals | | | 27-58 | 6-16 | 9-14 | 10 | 21 | 31 | 23 | 69 | 17 | 13 | 3 | 200 |
| 1st - FG %: | | 9-14 | 64.3% | 2nd - 6-14 | 42.9% | 3rd - 7-15 | 46.7% | 4th - 5-15 | 33.3% | Game - 27-58 | 46.6% | Deadball | | |
| 3FG %: | | 3-4 | 75.0% | 2-7 | 28.6% | 0-2 | 0.0% | 1-3 | 33.3% | 6-16 | 37.5% | Rebounds | | |
| FT %: | | 2-4 | 50.0% | 4-4 | 100.0% | 1-2 | 50.0% | 1-2 | 50.0% | 9-14 | 64.3% | 2 | | |

IOWA 85 • 13-7 4-5

| # | Player | Total | | 3-Ptr | | Rebounds | | | PF | TP | A TO Blk Stl | | | Min |
|-------------|----------------------|--------|--------|------------|--------|------------|-------|------------|-------|--------------|--------------|----------|---|-----|
| | | FG-FGA | FG-FGA | FT-FTA | FT-FTA | Off | Def | Tot | | | | | | |
| 25 | Peschel, Kali | f | 0-0 | 0-0 | 0-0 | 0 | 1 | 1 | 1 | 0 | 0 | 0 | 0 | 3 |
| 10 | Gustafson, Megan | c | 3-10 | 0-0 | 4-5 | 6 | 6 | 12 | 3 | 10 | 1 | 3 | 3 | 22 |
| 02 | Disterhoft, Ally | g | 5-12 | 3-7 | 3-6 | 2 | 3 | 5 | 2 | 16 | 3 | 2 | 1 | 37 |
| 11 | Davis, Tania | g | 6-10 | 4-8 | 2-2 | 0 | 0 | 0 | 2 | 18 | 5 | 0 | 1 | 35 |
| 15 | Jennings, Whitney | g | 0-7 | 0-4 | 8-8 | 0 | 1 | 1 | 1 | 8 | 6 | 3 | 0 | 32 |
| 01 | Kastanek, Alexa | g | 3-6 | 1-4 | 0-0 | 0 | 1 | 1 | 0 | 7 | 2 | 1 | 0 | 17 |
| 04 | Coley, Chase | g | 7-9 | 0-0 | 7-8 | 1 | 9 | 10 | 4 | 21 | 3 | 1 | 2 | 32 |
| 21 | Stewart, Hannah | g | 0-0 | 0-0 | 0-0 | 0 | 0 | 0 | 0 | 0 | 1 | 0 | 0 | 2 |
| 23 | Buttenham, Christina | g | 1-5 | 1-5 | 2-2 | 4 | 2 | 6 | 1 | 5 | 0 | 0 | 0 | 20 |
| Team | | | | | | 2 | 1 | 3 | | | | | | |
| Totals | | | 25-59 | 9-28 | 26-31 | 15 | 24 | 39 | 14 | 85 | 21 | 12 | 7 | 200 |
| 1st - FG %: | | 9-17 | 52.9% | 2nd - 4-13 | 30.8% | 3rd - 9-18 | 50.0% | 4th - 3-11 | 27.3% | Game - 25-59 | 42.4% | Deadball | | |
| 3FG %: | | 5-10 | 50.0% | 2-7 | 28.6% | 1-5 | 20.0% | 1-6 | 16.7% | 9-28 | 32.1% | Rebounds | | |
| FT %: | | 0-0 | 0.0% | 9-10 | 90.0% | 4-5 | 80.0% | 13-16 | 81.3% | 26-31 | 83.9% | 2 | | |

Officials: Lisa Mattingly, Mark Zentz, Amy Bonner
Technical fouls: Michigan-None. Iowa-None.
Attendance: 3780

| Score by periods | 1st | 2nd | 3rd | 4th | Total |
|------------------|-----|-----|-----|-----|-------|
| Michigan | 23 | 18 | 16 | 12 | 69 |
| IOWA | 23 | 19 | 23 | 20 | 85 |

Last FG - MICH 4th-02:39, IOWA 4th-04:57.
Largest lead - MICH by 9 2nd-03:18, IOWA by 16 4th-00:25.
MICH led for 10:09, IOWA led for 28:03. Game was tied for 01:48.

Game 21

| Points | In | Off | 2nd | Fast |
|--------|-------|-----|--------|-------|
| Paint | Paint | T/O | Chance | Break |
| MICH | 26 | 8 | 13 | 6 |
| IOWA | 18 | 11 | 12 | 6 |

Score tied - 3 times.
Lead changed - 9 times.



Official Basketball Box Score -- Game Totals -- Final Statistics
IOWA vs Northwestern
01/31/16 2 P.M. at WELSH-RYAN ARENA (EVANSTON, ILL.)



IOWA 79 • 15-7, 5-5 B1G

| # | Player | Total | | 3-Ptr | | Rebounds | | | PF | TP | A TO Blk Stl | | | Min |
|-------------|-------------------|--------|--------|------------|--------|------------|-------|-----------|-------|--------------|--------------|----------|---|-----|
| | | FG-FGA | FG-FGA | FT-FTA | FT-FTA | Off | Def | Tot | | | | | | |
| 10 | Gustafson, Megan | f | 6-13 | 0-0 | 3-11 | 6 | 7 | 13 | 2 | 15 | 0 | 2 | 3 | 33 |
| 4 | Coley, Chase | f | 8-10 | 0-0 | 3-4 | 0 | 7 | 7 | 5 | 19 | 2 | 3 | 1 | 31 |
| 11 | Davis, Tania | g | 5-10 | 1-3 | 0-1 | 0 | 4 | 4 | 1 | 11 | 4 | 0 | 0 | 34 |
| 15 | Jennings, Whitney | g | 2-8 | 1-4 | 6-8 | 0 | 1 | 1 | 1 | 11 | 3 | 3 | 2 | 35 |
| 2 | Disterhoft, Ally | g | 6-10 | 1-3 | 5-7 | 0 | 5 | 5 | 2 | 18 | 1 | 3 | 0 | 37 |
| 1 | Kastanek, Alexa | g | 1-3 | 1-3 | 0-0 | 0 | 4 | 4 | 4 | 3 | 6 | 1 | 1 | 21 |
| 25 | Peschel, Kali | g | 1-2 | 0-0 | 0-0 | 1 | 1 | 2 | 0 | 2 | 0 | 2 | 0 | 9 |
| Team | | | | | | 1 | 5 | 6 | | | | | | |
| Totals | | | 29-56 | 4-13 | 17-31 | 8 | 34 | 42 | 15 | 79 | 16 | 14 | 7 | 200 |
| 1st - FG %: | | 7-15 | 46.7% | 2nd - 8-15 | 53.3% | 3rd - 6-11 | 54.5% | 4th - 2-3 | 66.7% | Game - 29-56 | 51.8% | Deadball | | |
| 3FG %: | | 1-4 | 25.0% | 0-3 | 0.0% | 1-3 | 33.3% | 1-4 | 25.0% | 4-13 | 30.8% | Rebounds | | |
| FT %: | | 4-5 | 80.0% | 1-4 | 25.0% | 1-4 | 25.0% | 1-4 | 25.0% | 17-31 | 54.8% | 5 | | |

Northwestern 64 • 13-9, 2-8 B1G

| # | Player | Total | | 3-Ptr | | Rebounds | | | PF | TP | A TO Blk Stl | | | Min |
|-------------|---------------------|--------|--------|------------|--------|------------|--------|------------|-------|--------------|--------------|----------|---|-----|
| | | FG-FGA | FG-FGA | FT-FTA | FT-FTA | Off | Def | Tot | | | | | | |
| 10 | Coffey, Nia | f | 8-20 | 0-3 | 4-7 | 3 | 11 | 14 | 4 | 20 | 1 | 1 | 0 | 37 |
| 14 | Kumaiyi-Akpanah, P. | f | 1-4 | 0-0 | 0-0 | 5 | 2 | 7 | 4 | 2 | 0 | 0 | 0 | 12 |
| 24 | Inman, Christen | g | 5-17 | 0-4 | 2-2 | 2 | 2 | 4 | 2 | 12 | 2 | 2 | 0 | 40 |
| 15 | Lyon, Maggie | g | 7-16 | 3-7 | 1-2 | 0 | 6 | 6 | 2 | 18 | 5 | 3 | 1 | 40 |
| 3 | Deary, Ashley | g | 3-14 | 0-4 | 0-0 | 0 | 3 | 3 | 4 | 6 | 9 | 3 | 0 | 39 |
| 12 | Rohde, Lydia | g | 0-0 | 0-0 | 0-0 | 0 | 0 | 0 | 4 | 0 | 1 | 0 | 0 | 11 |
| 30 | Tuttle, Allie | g | 1-3 | 0-0 | 2-2 | 1 | 2 | 3 | 2 | 4 | 0 | 1 | 0 | 16 |
| 32 | Johnson, Christen | g | 0-0 | 0-0 | 0-0 | 0 | 2 | 2 | 0 | 0 | 0 | 0 | 0 | 1 |
| 34 | Jamison, Amber | g | 1-1 | 0-0 | 0-0 | 0 | 0 | 0 | 2 | 2 | 0 | 0 | 0 | 2 |
| 5 | Hankins, Jordan | g | 0-0 | 0-0 | 0-0 | 0 | 0 | 0 | 0 | 0 | 1 | 0 | 0 | 2 |
| Team | | | | | | 6 | 0 | 6 | | | | | | |
| Totals | | | 26-75 | 3-18 | 9-13 | 17 | 28 | 45 | 24 | 64 | 19 | 10 | 1 | 200 |
| 1st - FG %: | | 8-23 | 34.8% | 2nd - 6-17 | 35.3% | 3rd - 8-17 | 47.1% | 4th - 4-18 | 22.2% | Game - 26-75 | 34.7% | Deadball | | |
| 3FG %: | | 1-7 | 14.3% | 0-4 | 0.0% | 1-1 | 100.0% | 1-6 | 16.7% | 3-18 | 16.7% | Rebounds | | |
| FT %: | | 0-0 | 0.0% | 4-4 | 100.0% | 0-2 | 0.0% | 5-7 | 71.4% | 9-13 | 69.2% | 2 | | |

Officials: FELICIA GRINTER, BRIAN ENTERLINE, KEVIN PETHEL
Technical fouls: IOWA-None. Northwestern-None.
Attendance: 2016

| Score by periods | 1st | 2nd | 3rd | 4th | Total |
|------------------|-----|-----|-----|-----|-------|
| IOWA | 19 | 17 | 18 | 25 | 79 |
| Northwestern | 17 | 16 | 17 | 14 | 64 |

Last FG - IOWA 4th-01:59, NU 4th-03:51.
Largest lead - IOWA by 15 4th-00:15, NU by 3 1st-09:49.
IOWA led for 33:53, NU led for 01:57. Game was tied for 03:50.

Game 22

| Points | In | Off | 2nd | Fast |
|--------|-------|-----|--------|-------|
| Paint | Paint | T/O | Chance | Break |
| IOWA | 36 | 6 | 4 | 1 |
| NU | 34 | 14 | 20 | 2 |

Score tied - 7 times.
Lead changed - 1 time.



Official Basketball Box Score -- Game Totals -- Final Statistics
IOWA vs Indiana
2/4/16 7 p.m. at Bloomington, Ind. (Assembly Ha



IOWA 74 • 15-8, 5-6

| # | Player | Total | | 3-Ptr | | Rebounds | | | PF | TP | A TO Blk Stl | | | Min |
|-------------|-------------------|--------|--------|-------------|--------|------------|-------|------------|-------|--------------|--------------|----------|---|-----|
| | | FG-FGA | FG-FGA | FT-FTA | FT-FTA | Off | Def | Tot | | | | | | |
| 04 | Coley, Chase | f | 3-6 | 0-0 | 2-3 | 1 | 5 | 6 | 5 | 8 | 2 | 2 | 1 | 28 |
| 10 | Gustafson, Megan | f | 6-10 | 0-0 | 0-1 | 4 | 6 | 10 | 3 | 12 | 0 | 1 | 0 | 26 |
| 02 | Disterhoft, Ally | g | 7-12 | 1-3 | 5-8 | 1 | 4 | 5 | 4 | 20 | 0 | 4 | 2 | 36 |
| 11 | Davis, Tania | g | 3-12 | 0-2 | 2-4 | 0 | 3 | 3 | 0 | 8 | 4 | 4 | 0 | 36 |
| 15 | Jennings, Whitney | g | 9-17 | 3-7 | 1-3 | 0 | 2 | 2 | 3 | 22 | 2 | 1 | 2 | 38 |
| 01 | Kastanek, Alexa | g | 0-2 | 0-0 | 0-0 | 0 | 1 | 1 | 2 | 0 | 0 | 0 | 0 | 15 |
| 21 | Stewart, Hannah | g | 0-0 | 0-0 | 0-0 | 0 | 0 | 0 | 0 | 0 | 0 | 0 | 0 | 1 |
| 25 | Peschel, Kali | g | 1-1 | 0-0 | 2-2 | 1 | 1 | 2 | 1 | 4 | 1 | 0 | 0 | 20 |
| Team | | | | | | 1 | 2 | 3 | | | | | | |
| Totals | | | 29-60 | 4-12 | 12-21 | 8 | 24 | 32 | 18 | 74 | 9 | 13 | 5 | 200 |
| 1st - FG %: | | 6-13 | 46.2% | 2nd - 10-17 | 58.8% | 3rd - 7-14 | 50.0% | 4th - 6-16 | 37.5% | Game - 29-60 | 48.3% | Deadball | | |
| 3FG %: | | 2-4 | 50.0% | 1-2 | 50.0% | 0-3 | 0.0% | 1-3 | 33.3% | 4-12 | 33.3% | Rebounds | | |
| FT %: | | 2-3 | 66.7% | 1-1 | 100.0% | 6-11 | 54.5% | 3-6 | 50.0% | 12-21 | 57.1% | 4 | | |

Indiana 79 • 14-9, 6-5

| # | Player | | Total | | 3-Ptr | | Rebounds | | | PF | TP | A | | | Min |
|--|----------------|---|--------|--------|--------|-----|----------|-----|----|----|----|-----|-----|----|-----|
| | | | FG-FGA | FG-FGA | FT-FTA | Off | Def | Tot | To | | | Blk | Stl | | |
| 33 | Amanda Cahill | f | 10-14 | 2-4 | 2-6 | 2 | 6 | 8 | 5 | 24 | 2 | 3 | 1 | 1 | 27 |
| 43 | Jenn Anderson | c | 6-11 | 0-0 | 6-8 | 3 | 6 | 2 | 18 | 1 | 2 | 1 | 1 | 30 | |
| 03 | Tyra Buss | c | 5-14 | 1-4 | 7-8 | 2 | 8 | 10 | 4 | 18 | 7 | 4 | 0 | 20 | |
| 21 | Karlee McBride | g | 3-6 | 2-3 | 0-0 | 0 | 0 | 0 | 2 | 8 | 1 | 1 | 0 | 48 | |
| 22 | Chloe Smith | g | 2-9 | 1-1 | 2-11 | 0 | 11 | 9 | 8 | 8 | 1 | 1 | 3 | 30 | |
| 02 | Jess Walter | g | 1-2 | 0-1 | 0-0 | 0 | 0 | 0 | 1 | 2 | 1 | 0 | 0 | 15 | |
| 11 | Kym Royster | r | 0-1 | 0-0 | 0-0 | 1 | 0 | 1 | 0 | 0 | 0 | 0 | 0 | 7 | |
| 24 | Tyshee Towerne | r | 0-0 | 0-0 | 0-0 | 0 | 0 | 0 | 1 | 0 | 0 | 0 | 0 | 3 | |
| 40 | Lyndsay Leikem | r | 0-1 | 0-0 | 0-0 | 1 | 1 | 2 | 0 | 0 | 1 | 2 | 0 | 16 | |
| | Team | | | | | 0 | 0 | 0 | | | | | | | |
| Totals | | | 28-58 | 6-13 | 17-26 | 10 | 28 | 38 | 17 | 79 | 21 | 13 | 3 | 5 | 200 |
| 1st - FG: 7-17 41.2% 2nd: 4-13 30.8% 3rd: 7-16 43.8% 4th: 10-12 83.3% Game: 29-58 49.3% Deadball | | | | | | | | | | | | | | | |
| 3FG: 0-3 0.0% 0-3 0.0% 2-6 33.3% 4-4 100.0% 6-18 46.2% Rebound | | | | | | | | | | | | | | | |



IOWA BASKETBALL

Season Box Scores



Official Basketball Box Score -- Game Totals -- Final Statistics
Ohio State vs IOWA
2/11/16 7:30 p.m. at Carver-Hawkeye Arena



Ohio State 98 • 20-4, 12-1

| # | Player | Total | | 3-Ptr | | Rebounds | | | PF | TP | A | TO | Blk | Stl | Min |
|--------|------------------|--------|--------|--------|-------------|----------|----|----|----|----|----|----|-----|-----|-----|
| | | FG-FGA | FG-FGA | FT-FTA | Off Def Tot | PF | TP | A | | | | | | | |
| 22 | Alexa Hart | f | 5-9 | 0-0 | 3-4 | 1 | 7 | 8 | 3 | 13 | 0 | 2 | 5 | 3 | 27 |
| 03 | Kelsey Mitchell | g | 8-16 | 2-5 | 2-3 | 0 | 4 | 4 | 3 | 20 | 3 | 1 | 0 | 2 | 34 |
| 13 | Cait Craft | g | 1-3 | 1-3 | 2-2 | 0 | 2 | 2 | 1 | 5 | 1 | 1 | 0 | 0 | 21 |
| 14 | Ameryst Alston | g | 7-11 | 2-4 | 2-4 | 0 | 2 | 2 | 2 | 18 | 6 | 3 | 0 | 2 | 36 |
| 20 | Asia Doss | g | 6-9 | 0-2 | 0-0 | 1 | 2 | 3 | 1 | 12 | 7 | 1 | 0 | 1 | 31 |
| 05 | Chelsea Mitchell | | 2-5 | 0-1 | 0-0 | 0 | 1 | 1 | 1 | 4 | 1 | 0 | 0 | 0 | 7 |
| 21 | Lisa Blair | | 0-0 | 0-0 | 0-0 | 0 | 1 | 1 | 1 | 0 | 0 | 0 | 1 | 0 | 4 |
| 24 | Makayla Waterman | | 3-5 | 0-0 | 0-0 | 0 | 1 | 1 | 1 | 6 | 1 | 1 | 0 | 0 | 17 |
| 32 | Shayla Cooper | | 8-11 | 2-3 | 2-2 | 1 | 6 | 7 | 2 | 20 | 1 | 1 | 1 | 2 | 23 |
| Team | | | | | 2 | 3 | 5 | | | | | | | | |
| Totals | | | 40-69 | 7-18 | 11-15 | 5 | 29 | 34 | 15 | 98 | 20 | 10 | 7 | 10 | 200 |

| | | | | | | | | | | | | |
|-------------|------|--------|------------|-------|------------|-------|-----------|-------|-------------|-------|----------|--|
| 1st - FG %: | 9-17 | 52.9% | 2nd: 12-18 | 66.7% | 3rd: 13-18 | 72.2% | 4th: 6-16 | 37.5% | Game: 40-69 | 58.0% | Deadball | |
| 3FG %: | 6-10 | 60.0% | 0-3 | 0.0% | 1-3 | 33.3% | 0-2 | 0.0% | 7-18 | 38.9% | Rebounds | |
| FT %: | 4-4 | 100.0% | 1-3 | 33.3% | 3-4 | 75.0% | 3-4 | 75.0% | 11-15 | 73.3% | 0 | |

IOWA 81 • 15-10, 5-8

| # | Player | Total | | 3-Ptr | | Rebounds | | | PF | TP | A | TO | Blk | Stl | Min |
|--------|----------------------|--------|--------|--------|-------------|----------|----|----|----|----|----|----|-----|-----|-----|
| | | FG-FGA | FG-FGA | FT-FTA | Off Def Tot | PF | TP | A | | | | | | | |
| 04 | Coley, Chase | f | 5-7 | 0-0 | 2-2 | 0 | 5 | 5 | 5 | 12 | 2 | 3 | 1 | 1 | 22 |
| 10 | Gustafson, Megan | g | 6-17 | 0-0 | 1-2 | 7 | 4 | 11 | 3 | 13 | 1 | 1 | 1 | 1 | 25 |
| 02 | Disterhoft, Ally | g | 8-12 | 0-1 | 4-8 | 1 | 6 | 7 | 0 | 20 | 5 | 1 | 0 | 1 | 35 |
| 11 | Davis, Tania | g | 2-6 | 0-2 | 1-1 | 0 | 6 | 6 | 1 | 5 | 4 | 4 | 0 | 1 | 31 |
| 01 | Jennings, Whitney | g | 6-12 | 0-4 | 2-2 | 0 | 2 | 2 | 1 | 14 | 1 | 1 | 0 | 0 | 34 |
| 15 | Kastanek, Alexa | | 4-9 | 4-6 | 3-4 | 0 | 0 | 0 | 0 | 15 | 2 | 2 | 0 | 0 | 18 |
| 21 | Stewart, Hannah | | 0-2 | 0-0 | 0-0 | 0 | 1 | 1 | 0 | 0 | 0 | 1 | 0 | 0 | 4 |
| 23 | Buttenham, Christina | | 0-5 | 0-2 | 0-0 | 2 | 3 | 5 | 2 | 0 | 1 | 1 | 0 | 0 | 15 |
| 24 | Larson, Tagyn | | 0-0 | 0-0 | 0-0 | 0 | 0 | 0 | 0 | 0 | 0 | 0 | 0 | 0 | 1 |
| 25 | Peschel, Kali | | 1-1 | 0-0 | 0-0 | 0 | 1 | 1 | 0 | 2 | 1 | 1 | 0 | 0 | 14 |
| 45 | Smith, Nicole | | 0-0 | 0-0 | 0-0 | 0 | 0 | 0 | 0 | 0 | 0 | 0 | 0 | 0 | 1 |
| Team | | | | | 2 | 0 | 2 | | | | | | | | |
| Totals | | | 32-71 | 4-15 | 13-19 | 12 | 28 | 40 | 12 | 81 | 17 | 15 | 2 | 4 | 200 |

| | | | | | | | | | | | | |
|-------------|------|-------|------------|--------|-----------|-------|-----------|-------|-------------|-------|----------|--|
| 1st - FG %: | 7-18 | 38.9% | 2nd: 10-21 | 47.6% | 3rd: 9-16 | 56.3% | 4th: 6-16 | 37.5% | Game: 32-71 | 45.1% | Deadball | |
| 3FG %: | 0-3 | 0.0% | 2-5 | 40.0% | 1-3 | 33.3% | 1-4 | 25.0% | 4-15 | 26.7% | Rebounds | |
| FT %: | 1-3 | 33.3% | 2-2 | 100.0% | 4-6 | 66.7% | 6-8 | 75.0% | 13-19 | 68.4% | 4 | |

Officials: Laura Morris, Brian Smith, Bruce Morris
Technical fouls: Ohio State-None. IOWA-None.
Attendance: 3667
Fouled Out: #04 IA 6:34 4th

| Score by periods | 1st | 2nd | 3rd | 4th | Total |
|------------------|-----|-----|-----|-----|-------|
| Ohio State | 28 | 25 | 30 | 15 | 98 |
| IOWA | 15 | 24 | 23 | 19 | 81 |

Last FG - OSU 4th-00:25, IOWA 4th-01:28.
Largest lead - OSU by 23 3rd-00:17, IOWA by 2 1st-09:49.
OSU led for 36:33. IOWA led for 01:42. Game was tied for 01:45.

Game 25

| | | | |
|--------|-------|-----|--------|
| In | Off | 2nd | Fast |
| Points | Paint | T/O | Chance |
| OSU | 16 | 8 | 12 |
| IOWA | 40 | 9 | 12 |

Score tied - 2 times.
Lead changed - 5 times.

Official Basketball Box Score -- Game Totals -- Final Statistics
IOWA vs Minnesota
02/15/16 7:00 PM at Minneapolis, Minn. (Williams Arena)

IOWA 76 • 15-11, 5-9 Big T

| # | Player | Total | | 3-Ptr | | Rebounds | | | PF | TP | A | TO | Blk | Stl | Min |
|--------|----------------------|--------|--------|--------|-------------|----------|----|----|----|----|----|----|-----|-----|-----|
| | | FG-FGA | FG-FGA | FT-FTA | Off Def Tot | PF | TP | A | | | | | | | |
| 04 | Coley, Chase | f | 8-21 | 0-0 | 5-5 | 6 | 5 | 11 | 1 | 21 | 3 | 2 | 2 | 0 | 34 |
| 10 | Gustafson, Megan | f | 6-12 | 0-0 | 2-2 | 6 | 13 | 19 | 2 | 14 | 3 | 1 | 2 | 0 | 32 |
| 02 | Disterhoft, Ally | g | 8-14 | 2-6 | 2-2 | 2 | 3 | 5 | 3 | 20 | 1 | 1 | 1 | 1 | 39 |
| 11 | Davis, Tania | g | 2-6 | 0-2 | 4-4 | 0 | 0 | 0 | 2 | 8 | 5 | 4 | 0 | 1 | 36 |
| 15 | Jennings, Whitney | g | 2-9 | 2-6 | 2-2 | 0 | 3 | 3 | 0 | 8 | 1 | 1 | 0 | 2 | 36 |
| 01 | Kastanek, Alexa | | 0-2 | 0-2 | 0-0 | 0 | 0 | 0 | 0 | 0 | 1 | 2 | 0 | 0 | 7 |
| 23 | Buttenham, Christina | | 0-1 | 0-1 | 0-0 | 0 | 0 | 0 | 2 | 0 | 1 | 0 | 0 | 0 | 4 |
| 25 | Peschel, Kali | | 2-6 | 0-2 | 1-1 | 2 | 0 | 2 | 3 | 5 | 2 | 0 | 0 | 0 | 12 |
| Team | | | | | 4 | 2 | 6 | | | | | | | | |
| Totals | | | 28-71 | 4-19 | 16-16 | 20 | 26 | 46 | 13 | 76 | 17 | 13 | 5 | 4 | 200 |

| | | | | | | | | | | | | |
|-------------|------|--------|-----------|--------|-----------|--------|-----------|--------|-------------|--------|----------|--|
| 1st - FG %: | 8-22 | 36.4% | 2nd: 7-17 | 41.2% | 3rd: 7-16 | 43.8% | 4th: 6-16 | 37.5% | Game: 28-71 | 39.4% | Deadball | |
| 3FG %: | 1-7 | 14.3% | 1-4 | 25.0% | 2-3 | 66.7% | 0-5 | 0.0% | 4-19 | 21.1% | Rebounds | |
| FT %: | 4-4 | 100.0% | 2-2 | 100.0% | 4-4 | 100.0% | 6-6 | 100.0% | 16-16 | 100.0% | 0 | |

Minnesota 78 • 18-7, 10-4 Big T

| # | Player | Total | | 3-Ptr | | Rebounds | | | PF | TP | A | TO | Blk | Stl | Min |
|--------|------------------|--------|--------|--------|-------------|----------|----|----|----|----|----|----|-----|-----|-----|
| | | FG-FGA | FG-FGA | FT-FTA | Off Def Tot | PF | TP | A | | | | | | | |
| 41 | Lamke, Annalese | c | 0-0 | 0-0 | 0-0 | 0 | 0 | 0 | 0 | 0 | 0 | 0 | 0 | 0 | 3 |
| 01 | Banham, Rachel | g | 15-31 | 5-9 | 0-0 | 2 | 7 | 9 | 2 | 35 | 8 | 1 | 0 | 1 | 39 |
| 15 | Starr, Allina | g | 2-3 | 0-0 | 0-0 | 1 | 2 | 3 | 2 | 4 | 2 | 3 | 0 | 1 | 19 |
| 24 | Bailey, Mikayla | g | 2-6 | 1-2 | 0-0 | 0 | 0 | 0 | 1 | 5 | 1 | 0 | 0 | 0 | 18 |
| 33 | Wagner, Carlie | g | 8-17 | 1-2 | 0-0 | 0 | 2 | 2 | 2 | 17 | 3 | 2 | 0 | 1 | 38 |
| 03 | Mullaney, Shayne | | 2-5 | 2-2 | 2-2 | 0 | 1 | 1 | 1 | 8 | 3 | 4 | 0 | 0 | 26 |
| 10 | Edwards, Jessie | | 3-5 | 0-0 | 0-1 | 5 | 4 | 9 | 4 | 6 | 0 | 0 | 5 | 1 | 33 |
| 22 | Hedstrom, Joanna | | 1-5 | 1-4 | 0-0 | 0 | 5 | 5 | 5 | 3 | 0 | 0 | 0 | 1 | 20 |
| 32 | Barnes, Karley | | 0-1 | 0-0 | 0-0 | 2 | 0 | 2 | 2 | 0 | 0 | 0 | 0 | 0 | 4 |
| Team | | | | | 5 | 2 | 7 | | | | | | | | |
| Totals | | | 33-73 | 10-19 | 2-3 | 15 | 23 | 38 | 19 | 78 | 17 | 10 | 5 | 5 | 200 |

| | | | | | | | | | | | | |
|-------------|------|-------|-----------|-------|------------|-------|-----------|-------|-------------|-------|----------|--|
| 1st - FG %: | 7-19 | 36.8% | 2nd: 6-18 | 33.3% | 3rd: 11-19 | 57.9% | 4th: 9-17 | 52.9% | Game: 33-73 | 45.2% | Deadball | |
| 3FG %: | 1-5 | 20.0% | 1-3 | 33.3% | 4-5 | 80.0% | 4-6 | 66.7% | 10-19 | 52.6% | Rebounds | |
| FT %: | 0-0 | 0.0% | 0-0 | 0.0% | 0-0 | 0.0% | 2-3 | 66.7% | 2-3 | 66.7% | 0 | |

Officials: Tim Daley, Gina Cross, Maj Forsberg
Technical fouls: IOWA-None. Minnesota-None.
Attendance: 6167

| Score by periods | 1st | 2nd | 3rd | 4th | Total |
|------------------|-----|-----|-----|-----|-------|
| IOWA | 21 | 17 | 20 | 18 | 76 |
| Minnesota | 15 | 13 | 26 | 24 | 78 |

Last FG - IOWA 4th-00:08, MINN 4th-00:01.
Largest lead - IOWA by 13 3rd-09:08, MINN by 5 4th-03:18.
IOWA led for 33:13. MINN led for 04:03. Game was tied for 02:44.

Game 26

| | | | |
|--------|-------|-----|--------|
| In | Off | 2nd | Fast |
| Points | Paint | T/O | Chance |
| IOWA | 42 | 9 | 23 |
| MINN | 32 | 10 | 13 |

Score tied - 3 times.
Lead changed - 13 times.





IOWA BASKETBALL

Overall Stats

The Automated ScoreBook IOWA Combined Team Statistics (as of Feb 15, 2016) All games

| RECORD: | OVERALL | HOME | AWAY | NEUTRAL |
|----------------|---------|------|------|---------|
| ALL GAMES | 15-11 | 8-4 | 5-6 | 2-1 |
| CONFERENCE | 5-9 | 2-4 | 3-5 | 0-0 |
| NON-CONFERENCE | 10-2 | 6-0 | 2-1 | 2-1 |

| ## | Player | gp-gs | min | avg | Total | | 3-Point | | F-Throw | | Rebounds | | | | pf | dq | a | to | blk | stl | pts | avg |
|----------------|----------------------|-------|------|------|----------|-------|---------|-------|---------|------|----------|-----|------|------|-----|----|-----|-----|-----|-----|------|------|
| | | | | | fg-fga | fg% | 3fg-fga | 3fg% | ft-fa | ft% | off | def | tot | avg | | | | | | | | |
| 02 | Disterhoft, Ally | 26-26 | 938 | 36.1 | 153-289 | .529 | 28-78 | .359 | 109-150 | .727 | 48 | 98 | 146 | 5.6 | 48 | 0 | 70 | 63 | 21 | 26 | 443 | 17.0 |
| 04 | Coley, Chase | 26-25 | 639 | 24.6 | 123-229 | .537 | 1-1 | 1.000 | 50-64 | .781 | 32 | 116 | 148 | 5.7 | 67 | 3 | 37 | 38 | 23 | 22 | 297 | 11.4 |
| 15 | Jennings, Whitney | 26-24 | 836 | 32.2 | 82-235 | .349 | 29-100 | .290 | 53-68 | .779 | 8 | 71 | 79 | 3.0 | 64 | 5 | 76 | 64 | 5 | 32 | 246 | 9.5 |
| 01 | Kastanek, Alexa | 26-19 | 601 | 23.1 | 78-194 | .402 | 51-138 | .370 | 34-45 | .756 | 5 | 52 | 57 | 2.2 | 53 | 1 | 59 | 65 | 2 | 27 | 241 | 9.3 |
| 10 | Gustafson, Megan | 26-7 | 516 | 19.8 | 96-189 | .508 | 0-0 | .000 | 47-74 | .635 | 63 | 101 | 164 | 6.3 | 51 | 1 | 15 | 39 | 42 | 6 | 239 | 9.2 |
| 11 | Davis, Tania | 26-9 | 624 | 24.0 | 74-190 | .389 | 16-67 | .239 | 41-56 | .732 | 13 | 59 | 72 | 2.8 | 30 | 0 | 80 | 52 | 1 | 22 | 205 | 7.9 |
| 25 | Peschel, Kali | 25-20 | 514 | 20.6 | 41-117 | .350 | 16-57 | .281 | 29-34 | .853 | 31 | 79 | 110 | 4.4 | 63 | 3 | 22 | 40 | 8 | 8 | 127 | 5.1 |
| 23 | Buttenham, Christina | 24-0 | 397 | 16.5 | 31-82 | .378 | 16-50 | .320 | 6-10 | .600 | 34 | 36 | 70 | 2.9 | 33 | 0 | 25 | 30 | 2 | 11 | 84 | 3.5 |
| 34 | Mohns, Carly | 9-0 | 124 | 13.8 | 13-25 | .520 | 2-9 | .222 | 2-5 | .400 | 10 | 19 | 29 | 3.2 | 10 | 0 | 10 | 7 | 2 | 1 | 30 | 3.3 |
| 45 | Smith, Nicole | 4-0 | 7 | 1.8 | 1-1 | 1.000 | 0-0 | .000 | 0-0 | .000 | 0 | 0 | 0 | 0.0 | 0 | 0 | 0 | 0 | 0 | 0 | 2 | 0.5 |
| 21 | Stewart, Hannah | 10-0 | 23 | 2.3 | 2-6 | .333 | 0-0 | .000 | 1-4 | .250 | 3 | 5 | 8 | 0.8 | 2 | 0 | 3 | 3 | 2 | 2 | 5 | 0.5 |
| 03 | Till, Claire | 14-0 | 45 | 3.2 | 0-4 | .000 | 0-1 | .000 | 5-6 | .833 | 4 | 7 | 11 | 0.8 | 14 | 0 | 4 | 3 | 2 | 0 | 5 | 0.4 |
| 24 | Larson, Tagyn | 5-0 | 10 | 2.0 | 0-0 | .000 | 0-0 | .000 | 0-0 | .000 | 0 | 1 | 1 | 0.2 | 0 | 0 | 0 | 0 | 0 | 0 | 0 | 0.0 |
| 40 | Schneden, Hailey | 2-0 | 1 | 0.5 | 0-0 | .000 | 0-0 | .000 | 0-0 | .000 | 0 | 0 | 0 | 0.0 | 0 | 0 | 0 | 0 | 0 | 0 | 0 | 0.0 |
| Team | | | | | | | | | | | 59 | 62 | 121 | | | | 10 | | | | | |
| Total..... | | 26 | 5275 | | 694-1561 | .445 | 159-501 | .317 | 377-516 | .731 | 310 | 706 | 1016 | 39.1 | 435 | 13 | 401 | 414 | 110 | 157 | 1924 | 74.0 |
| Opponents..... | | 26 | 5276 | | 706-1684 | .419 | 157-471 | .333 | 282-415 | .680 | 340 | 625 | 965 | 37.1 | 508 | - | 370 | 355 | 99 | 211 | 1851 | 71.2 |

| TEAM STATISTICS | IOWA | OPP |
|------------------------|----------|----------|
| SCORING | 1924 | 1851 |
| Points per game | 74.0 | 71.2 |
| Scoring margin | +2.8 | - |
| FIELD GOALS-ATT | 694-1561 | 706-1684 |
| Field goal pct | .445 | .419 |
| 3 POINT FG-ATT | 159-501 | 157-471 |
| 3-point FG pct | .317 | .333 |
| 3-pt FG made per game | 6.1 | 6.0 |
| FREE THROWS-ATT | 377-516 | 282-415 |
| Free throw pct | .731 | .680 |
| F-Throws made per game | 14.5 | 10.8 |
| REBOUNDS | 1016 | 965 |
| Rebounds per game | 39.1 | 37.1 |
| Rebounding margin | +2.0 | - |
| ASSISTS | 401 | 370 |
| Assists per game | 15.4 | 14.2 |
| TURNOVERS | 414 | 355 |
| Turnovers per game | 15.9 | 13.7 |
| Turnover margin | -2.3 | - |
| Assist/turnover ratio | 1.0 | 1.0 |
| STEALS | 157 | 211 |
| Steals per game | 6.0 | 8.1 |
| BLOCKS | 110 | 99 |
| Blocks per game | 4.2 | 3.8 |
| ATTENDANCE | 54867 | 57683 |
| Home games-Avg/Game | 12-4572 | 11-5187 |
| Neutral site-Avg/Game | - | 3-209 |

| Date | Opponent | | Score | Att. |
|------------|----------------------|-----|-------|-------|
| ^ 11/13/15 | NORTH DAKOTA | W | 83-61 | 4358 |
| ^ 11/15/15 | UT MARTIN | W | 62-56 | 3555 |
| 11/19/15 | WESTERN ILLINOIS | Wot | 96-81 | 3543 |
| 11/22/15 | at UNI | W | 80-65 | 2384 |
| 11/26/15 | vs Wright State | W | 83-77 | 0 |
| 11/27/15 | vs George Washington | Lo2 | 77-81 | 627 |
| 11/28/15 | vs Houston | W | 64-50 | 0 |
| 12/02/15 | at Virginia | W | 85-73 | 3360 |
| 12/6/15 | ROBERT MORRIS | W | 69-50 | 3620 |
| 2 12-11-15 | at Iowa State | L | 66-69 | 11373 |
| 12/19/15 | BRADLEY | W | 60-53 | 4051 |
| 12/22/15 | DRAKE | W | 89-76 | 5430 |
| * 12/31/15 | at Nebraska | W | 74-68 | 7329 |
| * 1/4/16 | RUTGERS | W | 69-65 | 4959 |
| * 01/07/16 | at Michigan | L | 75-82 | 1889 |
| * 1/10/16 | MARYLAND | L | 56-76 | 7776 |
| * 01/13/16 | at Wisconsin | W | 57-54 | 3235 |
| * 01/16/16 | at Michigan State | L | 73-80 | 9017 |
| * 1/20/16 | PENN STATE | L | 69-82 | 3873 |
| * 1/24/16 | at Purdue | L | 73-90 | 7865 |
| * 1/28/16 | MICHIGAN | W | 85-69 | 3780 |
| * 01/31/16 | at Northwestern | W | 79-64 | 2016 |
| * 2/4/16 | at Indiana | L | 74-79 | 2421 |
| * 2/7/16 | MICHIGAN STATE | L | 69-74 | 6255 |
| * 2/11/16 | OHIO STATE | L | 81-98 | 3667 |
| * 02/15/16 | at Minnesota | L | 76-78 | 6167 |

* - Conference game

| Score by Periods | 1st | 2nd | 3rd | 4th | OT | OT2 | Totals |
|------------------|-----|-----|-----|-----|----|-----|--------|
| IOWA | 449 | 524 | 479 | 441 | 23 | 8 | 1924 |
| Opponents | 436 | 408 | 479 | 508 | 8 | 12 | 1851 |





IOWA BASKETBALL

Big Ten Stats

The Automated ScoreBook IOWA Combined Team Statistics (as of Feb 15, 2016) Conference games

| RECORD: | OVERALL | HOME | AWAY | NEUTRAL |
|----------------|---------|------|------|---------|
| ALL GAMES | 5-9 | 2-4 | 3-5 | 0-0 |
| CONFERENCE | 5-9 | 2-4 | 3-5 | 0-0 |
| NON-CONFERENCE | 0-0 | 0-0 | 0-0 | 0-0 |

| ## | Player | gp-gs | min | avg | Total | | 3-Point | | F-Throw | | Rebounds | | | | pf | dq | a | to | blk | stl | pts | avg |
|----------------|----------------------|-------|------|------|---------|-------|---------|------|---------|-------|----------|-----|-----|------|-----|----|-----|-----|-----|-----|------|------|
| | | | | | fg-fga | fg% | 3fg-fga | 3fg% | ft-fa | ft% | off | def | tot | avg | | | | | | | | |
| 02 | Disterhoft, Ally | 14-14 | 517 | 36.9 | 84-159 | .528 | 16-43 | .372 | 52-80 | .650 | 25 | 58 | 83 | 5.9 | 25 | 0 | 30 | 32 | 13 | 14 | 236 | 16.9 |
| 04 | Coley, Chase | 14-13 | 358 | 25.6 | 71-130 | .546 | 0-0 | .000 | 33-43 | .767 | 14 | 62 | 76 | 5.4 | 40 | 3 | 19 | 22 | 9 | 15 | 175 | 12.5 |
| 15 | Jennings, Whitney | 14-14 | 489 | 34.9 | 53-136 | .390 | 17-55 | .309 | 28-35 | .800 | 5 | 29 | 34 | 2.4 | 39 | 5 | 41 | 37 | 5 | 14 | 151 | 10.8 |
| 10 | Gustafson, Megan | 14-7 | 319 | 22.8 | 55-119 | .462 | 0-0 | .000 | 25-45 | .556 | 41 | 66 | 107 | 7.6 | 30 | 1 | 12 | 21 | 25 | 4 | 135 | 9.6 |
| 11 | Davis, Tania | 14-7 | 397 | 28.4 | 44-111 | .396 | 12-38 | .316 | 28-36 | .778 | 7 | 29 | 36 | 2.6 | 15 | 0 | 54 | 32 | 1 | 10 | 128 | 9.1 |
| 01 | Kastanek, Alexa | 14-7 | 283 | 20.2 | 28-79 | .354 | 20-62 | .323 | 14-19 | .737 | 1 | 23 | 24 | 1.7 | 24 | 0 | 29 | 34 | 1 | 9 | 90 | 6.4 |
| 25 | Peschel, Kali | 13-8 | 206 | 15.8 | 15-37 | .405 | 6-19 | .316 | 13-15 | .867 | 10 | 28 | 38 | 2.9 | 22 | 1 | 7 | 22 | 2 | 1 | 49 | 3.8 |
| 23 | Buttenham, Christina | 12-0 | 201 | 16.8 | 15-40 | .375 | 8-25 | .320 | 4-8 | .500 | 24 | 23 | 47 | 3.9 | 19 | 0 | 12 | 12 | 1 | 5 | 42 | 3.5 |
| 45 | Smith, Nicole | 2-0 | 2 | 1.0 | 1-1 | 1.000 | 0-0 | .000 | 0-0 | .000 | 0 | 0 | 0 | 0.0 | 0 | 0 | 0 | 0 | 0 | 0 | 2 | 1.0 |
| 03 | Till, Claire | 3-0 | 13 | 4.3 | 0-1 | .000 | 0-0 | .000 | 2-2 | 1.000 | 2 | 2 | 4 | 1.3 | 5 | 0 | 0 | 2 | 1 | 0 | 2 | 0.7 |
| 21 | Stewart, Hannah | 5-0 | 12 | 2.4 | 0-2 | .000 | 0-0 | .000 | 0-2 | .000 | 2 | 3 | 5 | 1.0 | 0 | 0 | 1 | 3 | 0 | 1 | 0 | 0.0 |
| 24 | Larson, Tagyn | 2-0 | 3 | 1.5 | 0-0 | .000 | 0-0 | .000 | 0-0 | .000 | 0 | 1 | 1 | 0.5 | 0 | 0 | 0 | 0 | 0 | 0 | 0 | 0.0 |
| 40 | Schneden, Hailey | 1-0 | 0 | 0.0 | 0-0 | .000 | 0-0 | .000 | 0-0 | .000 | 0 | 0 | 0 | 0.0 | 0 | 0 | 0 | 0 | 0 | 0 | 0 | 0.0 |
| Team | | | | | | | | | | | 33 | 28 | 61 | | | | | 9 | | | | |
| Total..... | | 14 | 2800 | | 366-815 | .449 | 79-242 | .326 | 199-285 | .698 | 164 | 352 | 516 | 36.9 | 219 | 10 | 205 | 226 | 58 | 73 | 1010 | 72.1 |
| Opponents..... | | 14 | 2800 | | 413-895 | .461 | 76-215 | .353 | 157-220 | .714 | 162 | 330 | 492 | 35.1 | 273 | - | 235 | 163 | 53 | 114 | 1059 | 75.6 |

| TEAM STATISTICS | IOWA | OPP | Date | Opponent | Score | Att. |
|------------------------|---------|---------|---------------------|-------------------|---------|------|
| SCORING | 1010 | 1059 | * 12/31/15 | at Nebraska | w 74-68 | 7329 |
| Points per game | 72.1 | 75.6 | * 1/4/16 | RUTGERS | w 69-65 | 4959 |
| Scoring margin | -3.5 | - | * 01/07/16 | at Michigan | L 75-82 | 1889 |
| FIELD GOALS-ATT | 366-815 | 413-895 | * 1/10/16 | MARYLAND | L 56-76 | 7776 |
| Field goal pct | .449 | .461 | * 01/13/16 | at Wisconsin | w 57-54 | 3235 |
| 3 POINT FG-ATT | 79-242 | 76-215 | * 01/16/16 | at Michigan State | L 73-80 | 9017 |
| 3-point FG pct | .326 | .353 | * 1/20/16 | PENN STATE | L 69-82 | 3873 |
| 3-pt FG made per game | 5.6 | 5.4 | * 1/24/16 | at Purdue | L 73-90 | 7865 |
| FREE THROWS-ATT | 199-285 | 157-220 | * 1/28/16 | MICHIGAN | w 85-69 | 3780 |
| Free throw pct | .698 | .714 | * 01/31/16 | at Northwestern | w 79-64 | 2016 |
| F-Throws made per game | 14.2 | 11.2 | * 2/4/16 | at Indiana | L 74-79 | 2421 |
| REBOUNDS | 516 | 492 | * 2/7/16 | MICHIGAN STATE | L 69-74 | 6255 |
| Rebounds per game | 36.9 | 35.1 | * 2/11/16 | OHIO STATE | L 81-98 | 3667 |
| Rebounding margin | +1.7 | - | * 02/15/16 | at Minnesota | L 76-78 | 6167 |
| ASSISTS | 205 | 235 | * - Conference game | | | |
| Assists per game | 14.6 | 16.8 | | | | |
| TURNOVERS | 226 | 163 | | | | |
| Turnovers per game | 16.1 | 11.6 | | | | |
| Turnover margin | -4.5 | - | | | | |
| Assist/turnover ratio | 0.9 | 1.4 | | | | |
| STEALS | 73 | 114 | | | | |
| Steals per game | 5.2 | 8.1 | | | | |
| BLOCKS | 58 | 53 | | | | |
| Blocks per game | 4.1 | 3.8 | | | | |
| ATTENDANCE | 30310 | 39939 | | | | |
| Home games-Avg/Game | 6-5052 | 8-4992 | | | | |
| Neutral site-Avg/Game | - | 0-0 | | | | |

| Score by Periods | 1st | 2nd | 3rd | 4th | Totals |
|------------------|-----|-----|-----|-----|--------|
| IOWA | 242 | 275 | 262 | 231 | 1010 |
| Opponents | 273 | 210 | 289 | 287 | 1059 |



NCAA Statistics

Iowa - 2015-16 Women's Basketball Ranking Summary thru games 02/15/2016

| Statistic | National Rank | Conference Rank | Value | National Leader | Value | Conference Leader | Value |
|--|---------------|-----------------|-------|-----------------------------|------------|-------------------|-------|
| Assist Turnover Ratio (344 ranked) | 71 | 9 | 0.97 | Villanova | 1.80 | Northwestern | 1.40 |
| Assists (344 ranked) | 33 | 6 | 401 | DePaul | 600 | Maryland | 502 |
| Assists Per Game (344 ranked) | 47 | 8 | 15.4 | UConn | 21.9 | Maryland | 19.3 |
| Blocked Shots (344 ranked) | 63 | 6 | 110 | Morehead St. Chattanooga | 170 170 | Rutgers | 141 |
| Blocked Shots Per Game (344 ranked) | 86 | 7 | 4.2 | Chattanooga | 6.8 | Rutgers | 5.4 |
| Defensive Rebounds per Game (30 ranked) | | | | Oregon St. | 32 | Maryland | 31 |
| Fewest Fouls (344 ranked) | 189 | 9 | 435 | Penn | 236 | Nebraska | 367 |
| Fewest Turnovers (344 ranked) | 221 | 12 | 414 | Villanova | 210 | Northwestern | 329 |
| Field-Goal Percentage (344 ranked) | 29 | 5 | 44.5 | UConn | 53.1 | Maryland | 50.2 |
| Field-Goal Percentage Defense (344 ranked) | 285 | 11 | 41.9 | Oregon St. | 31.1 | Maryland | 35.6 |
| Free Throw Attempts (344 ranked) | 25 | 2 | 516 | South Carolina | 608 | Indiana | 565 |
| Free Throws Made (344 ranked) | 18 | 2 | 377 | St. Mary's (CA) | 440 | Indiana | 416 |
| Free-Throw Percentage (344 ranked) | 59 | 6 | 73.1 | Columbia | 80.5 | Michigan St. | 77.1 |
| Offensive Rebounds per Game (30 ranked) | | | | Sacramento St. | 19 | | |
| Personal Fouls Per Game (344 ranked) | 116 | 8 | 16.7 | Penn | 11.2 | Nebraska | 14.7 |
| Rebound Margin (344 ranked) | 116 | 5 | 2.0 | Baylor | 16.3 | Maryland | 15.5 |
| Rebounds (344 ranked) | 62 | 5 | 1,016 | George Washington | 1,230 | Maryland | 1,196 |
| Rebounds Per Game (344 ranked) | 134 | 6 | 39.08 | George Washington | 49.20 | Maryland | 46.00 |
| Scoring Defense (344 ranked) | 300 | 10 | 71.2 | UConn | 49.2 | Rutgers | 58.0 |
| Scoring Margin (344 ranked) | 147 | 11 | 2.8 | UConn | 39.7 | Maryland | 25.5 |
| Scoring Offense (344 ranked) | 35 | 8 | 74.0 | UConn | 88.8 | Ohio St. | 85.8 |
| Steals (344 ranked) | 276 | 13 | 157 | Sacramento St. | 366 | Northwestern | 270 |
| Steals Per Game (344 ranked) | 308 | 13 | 6.0 | Sacramento St. | 15.9 | Northwestern | 10.4 |
| Three Pt FG Defense (344 ranked) | 288 | 10 | 33.3 | Alabama St. | 23.2 | Maryland | 28.8 |
| Three-Point Field Goals Attempted (150 ranked) | 78 | 5 | 501 | Sacramento St. | 967 | Minnesota | 640 |
| Three-Point Field Goals Made (344 ranked) | 77 | 7 | 159 | Sacramento St. | 283 | Minnesota | 224 |
| Three-Point Field Goals Per Game (344 ranked) | 112 | 7 | 6.1 | Sacramento St. | 12.3 | Minnesota | 9.0 |
| Three-Point Field-Goal Percentage (344 ranked) | 141 | 13 | 31.7 | Maryland | 42.0 | Maryland | 42.0 |
| Turnover Margin (344 ranked) | 275 | 14 | -2.27 | Sacramento St. | 10.91 | Northwestern | 5.88 |
| Turnovers Forced (344 ranked) | 311 | 13 | 13.65 | Syracuse | 25.27 | Northwestern | 18.54 |
| Turnovers Per Game (344 ranked) | 153 | 12 | 15.9 | Villanova | 8.1 | Northwestern | 12.7 |
| Won-Lost Percentage (344 ranked) | 135 | 10 | 57.7 | UConn | 100.0 | Maryland | 88.5 |

| Statistic | Player | National Rank | Conference Rank | Value | National Leader | Value | Conference Leader | Value |
|--|-----------------|---------------|-----------------|--------|------------------------------------|---------|---|--------------|
| Assist Turnover Ratio (250 ranked) | Tania Davis | 138 | 13 | 1.54 | Meghan Creighton, Drexel | 3.82 | Brene Moseley, Maryland | 2.74 |
| Assists (150 ranked) | | | | | Niya Johnson, Baylor | 232 | Rachel Theriot, Nebraska | 179 |
| Assists Per Game (250 ranked) | | | | | Niya Johnson, Baylor | 9.3 | Rachel Theriot, Nebraska | 7.5 |
| Blocked Shots (149 ranked) | Megan Gustafson | 74 | 5 | 42 | Jasmine Joyner, Chattanooga | 106 | Rachel Hollivay, Rutgers | 90 |
| Blocked Shots Per Game (249 ranked) | Megan Gustafson | 91 | 6 | 1.62 | Jasmine Joyner, Chattanooga | 4.24 | Rachel Hollivay, Rutgers | 3.46 |
| Defensive Rebounds per Game (30 ranked) | | | | | Lexi Martins, Lehigh | 10 | Nia Coffey, Northwestern | 8 |
| Double Doubles (50 ranked) | | | | | Jillian Alleyne, Oregon | 21 | Chatrice White, Illinois | 16 |
| Field Goal Attempts (150 ranked) | | | | | Jasmine Nwajei, Wagner | 658 | Rachel Banham, Minnesota | 507 |
| Field Goals Made (144 ranked) | Ally Disterhoft | 83 | 16 | 153 | Jasmine Nwajei, Wagner | 255 | Rachel Banham, Minnesota | 238 |
| Field-Goal Percentage (250 ranked) | Ally Disterhoft | 43 | 7 | 52.9 | Brionna Jones, Maryland | 66.9 | Brionna Jones, Maryland | 66.9 |
| Final Points (198 ranked) | Ally Disterhoft | 59 | 14 | 443 | Jasmine Nwajei, Wagner | 707 | Rachel Banham, Minnesota | 661 |
| Free Throw Attempts (147 ranked) | Ally Disterhoft | 27 | 4 | 150 | Kelsey Plum, Washington | 214 | Tyra Buss, Indiana | 208 |
| Free Throws Made (146 ranked) | Ally Disterhoft | 31 | 3 | 109 | Kelsey Plum, Washington | 189 | Tyra Buss, Indiana | 165 |
| Free-Throw Percentage (250 ranked) | Ally Disterhoft | 240 | 20 | 72.7 | Cartaesha Macklin, Southern Ill. | 92.2 | Tori Jankoska, Michigan St. | 89.4 |
| Minutes Played (149 ranked) | Ally Disterhoft | 11 | 4 | 938:00 | Destinee Walker, North Carolina | 1004:00 | Tyra Buss, Indiana | 971:00 |
| Minutes Played Per Game (149 ranked) | Ally Disterhoft | 51 | 8 | 36.08 | Malia Tate-DeFreitas, Hampton | 39.17 | Teniya Page, Penn St. | 37.48 |
| Offensive Rebounds per Game (29 ranked) | | | | | Jonquel Jones, George Washington | 5 | | |
| Points Per Game (250 ranked) | Ally Disterhoft | 86 | 14 | 17.0 | Jasmine Nwajei, Wagner | 28.3 | Rachel Banham, Minnesota | 26.4 |
| Rebounds (149 ranked) | | | | | Lexi Martins, Lehigh | 340 | Nia Coffey, Northwestern | 271 |
| Rebounds Per Game (247 ranked) | | | | | Jonquel Jones, George Washington | 14.8 | Nia Coffey, Northwestern | 10.4 |
| Steals (146 ranked) | | | | | Ashley Deary, Northwestern | 111 | Ashley Deary, Northwestern | 111 |
| Steals Per Game (249 ranked) | | | | | Ashley Deary, Northwestern | 4.27 | Ashley Deary, Northwestern | 4.27 |
| Three-Point Field Goals Attempted (148 ranked) | | | | | Brianna Butler, Syracuse | 289 | Rachel Banham, Minnesota | 221 |
| Three-Point Field Goals Made (141 ranked) | Alexa Kastanek | 129 | 11 | 51 | Brianna Butler, Syracuse | 90 | Rachel Banham, Minnesota Natalie Romeo, Nebraska | 86 86 |
| Three-Point Field Goals Per Game (250 ranked) | Alexa Kastanek | 179 | 14 | 1.96 | Kiyanna Black, Ohio | 3.78 | Rachel Banham, Minnesota Natalie Romeo, Nebraska | 3.44 3.44 |
| Three-Point Field-Goal Percentage (178 ranked) | | | | | Shatori Walker-Kimbrough, Maryland | 57.3 | Shatori Walker-Kimbrough, Maryland | 57.3 |
| Triple Doubles (1 ranked) | | | | | 17 players tied | 1 | | |