

NCAA Gymnastics Score Sheet

Teams: Home Iowa-Men Visitor Minnesota-Men

Date Mar 12, 2016 Place University Of Iowa Attendance 407

Name		D	1	2	3	4	nd	AVE	Name		D	1	2	3	4	nd	AVE
FLOOR	1 Jack Boyle	103	5.60	9.30	9.50			15.000	1 Shaun Herzog	206	6.00	9.20	9.10				15.150
	2 David Spanier	113	5.50	8.80	9.00			14.400	2 Jack Kramer	209	5.90	9.00	8.90				14.850
	3 Mark Springett	114	5.70	8.70	8.70			14.400	3 Jalon Stephens	213	5.80	9.40	9.40				15.200
	4 Jake Brodarzon	104	5.50	9.40	9.30			14.850	4 Joel Gagnon	205	5.70	7.80	7.90				13.550
	5 Matt Loochtan	108	6.20	9.40	9.30			15.550	5 Alex Wittenberg	214	6.10	9.20	9.30				15.350

Floor Score: 74.200 Running Score: 74.200 Floor Score: 74.100 Running Score: 74.100

Pommel	1 Jack Boyle	103	5.00	8.70	8.50			13.600	1 Jack Kramer	209	5.30	8.50	8.60				13.850
	2 Del Vecchio Orozco	110	5.50	8.90	9.10			14.500	2 Ryan Wangler	216	5.40	8.80	9.00				14.300
	3 Emmanuel Monroy	109	5.40	8.80	8.80			14.200	3 Tristan Duran	204	5.80	8.20	8.10				13.950
	4 Austin Hodges	107	5.70	7.20	7.20			12.900	4 Paul Montague	210	5.80	6.50	6.10				12.100
	5 Doug Sullivan	115	6.10	8.60	8.60			14.700	5 Justin Karstadt	208	5.80	9.20	9.30				15.050

Pommel Score: 69.900 Running Score: 144.100 Pommel Score: 69.250 Running Score: 143.350

Rings	1 Rogelio Vazquez	116	5.20	9.30	9.30			14.500	1 Shashank Yallamraju	215	5.20	9.30	9.40				14.550
	2 Dylan Ellsworth	106	5.70	9.10	9.10			14.800	2 Mitchell Soukup	212	5.40	8.40	8.40				13.800
	3 Mark Springett	114	5.70	8.80	8.60			14.400	3 Justin Karstadt	208	5.50	9.00	8.90				14.450
	4 Jack Boyle	103	6.40	9.00	8.80			15.300	4 Tristan Duran	204	5.70	8.60	8.60				14.300
	5 Matt Loochtan	108	6.20	9.20	9.30			15.450	5 Paul Montague	210	5.50	9.50	9.30				14.900

Rings Score: 74.450 Running Score: 218.550 Rings Score: 72.000 Running Score: 215.350

Vault	1 Matt Loochtan	108	5.20	9.20	9.30			14.450	1 Shaun Herzog	206	5.20	9.20	9.20				14.400
	2 Mark Springett	114	5.20	9.30	9.10			14.400	2 Michael Harris	217	5.20	9.20	9.30				14.450
	3 David Spanier	113	5.20	9.40	9.50			14.650	3 Yaroslav Pochinka	211	5.60	9.00	9.00				14.600
	4 Andrew Botto	102	5.20	9.30	9.30			14.500	4 Alex Wittenberg	214	5.20	8.80	8.50				13.850
	5 Dylan Ellsworth	106	5.70	9.50	9.40			15.150	5 Justin Karstadt	208	5.20	9.50	9.40				14.650

Vault Score: 73.150 Running Score: 291.700 Vault Score: 71.950 Running Score: 287.300

P Bars	1 Cyrus Dobre-Mofid	105	5.60	8.40	8.30			13.950	1 Ryan Bergman	202	5.80	8.80	8.60				14.500
	2 Jake Brodarzon	104	5.40	8.70	8.90			14.200	2 Jalon Stephens	213	5.20	9.30	9.50				14.600
	3 Matt Loochtan	108	5.50	9.10	8.90			14.500	3 Tristan Duran	204	5.90	9.10	8.90				14.900
	4 Dylan Ellsworth	106	5.70	9.20	9.10			14.850	4 Paul Montague	210	6.00	9.20	9.00				15.100
	5 Jack Boyle	103	6.00	9.00	8.80			14.900	5 Justin Karstadt	208	5.90	9.10	9.20				15.050

P. Bar Score: 72.400 Running Score: 364.100 P. Bar Score: 74.150 Running Score: 361.450

H. Bar	1 Rogelio Vazquez	116	5.20	9.00	9.00			14.200	1 Shaun Herzog	206	5.10	9.00	9.20				14.200
	2 Matt Loochtan	108	5.60	8.50	8.60			14.150	2 Daniel DiBenedetto	203	5.60	8.10	8.00				13.650
	3 Cyrus Dobre-Mofid	105	4.90	8.70	8.90			13.700	3 Jalon Stephens	213	5.90	9.20	9.30				15.150
	4 Cory Paterson	112	5.80	9.30	9.10			15.000	4 Tristan Duran	204	5.90	9.10	8.90				14.900
	5 Jack Boyle	103	6.20	8.20	8.40			14.500	5 Paul Montague	210	5.50	8.70	8.70				14.200

H. Bar Score: 71.550 Running Score: 435.650 H. Bar Score: 72.100 Running Score: 433.550

Final Team Score: 435.650

Final Team Score: 433.550

All-Arounders

All-Arounders

FX	Boyle	Loochtan							Karstadt								
PH	15.000	15.550							13.950								
SR	13.600	12.600							15.050								
VT	15.300	15.450							14.450								
PB	14.300	14.450							14.650								
HB	14.900	14.500							15.050								
AA	14.500	14.150							13.850								
	87.600	86.700							87.000								

Judge's Signatures * FX * PH * SR * VT * PB * HB

* Head Judge Eric Smith Lance Alberhasky Jeremy Bourdette

Coach's Signature Eric Smith, Lance Alberhasky, Jeremy Bourdette, Mike Ho Gerrit DeJonge, Lance Alb Mike Hoskovec, Jeremy Bou Tam Dunn, Mike Hoskovec Gerrit DeJonge, Eric Smith

Coach's Signature 6:53 pm 6:53 pm

Iowa V Minnesota

Event Results - Floor

Mar 12, 2016

Page: 1
Printed: 3/12/2016 6:36 PM

Men / C
Session: 1



Rank	Num	Name	Gym	Diff	Exec	ND	Score	Out
1	108	Matt Loochtan	Iowa-M	6.200	9.350	-.-	15.550	0.000
2	214	Alex Wittenberg	Minn-M	6.100	9.250	-.-	15.350	0.200
3	213	Jalon Stephens	Minn-M	5.800	9.400	-.-	15.200	0.350
4	206	Shaun Herzog	Minn-M	6.000	9.150	-.-	15.150	0.400
5	103	Jack Boyle	Iowa-M	5.600	9.400	-.-	15.000	0.550
6T	104	Jake Brodarzon	Iowa-M	5.500	9.350	-.-	14.850	0.700
6T	209	Jack Kramer	Minn-M	5.900	8.950	-.-	14.850	0.700
8T	113	David Spanier	Iowa-M	5.500	8.900	-.-	14.400	1.150
8T	114	Mark Springett	Iowa-M	5.700	8.700	-.-	14.400	1.150
10	208	Justin Karstadt	Minn-M	5.300	8.650	-.-	13.950	1.600
11	205	Joel Gagnon	Minn-M	5.700	7.850	-.-	13.550	2.000

Iowa V Minnesota

Event Results - Pommel

Mar 12, 2016

Page: 1
Printed: 3/12/2016 6:37 PM

Men / C
Session: 1



Rank	Num	Name	Gym	Diff	Exec	ND	Score	Out
1	208	Justin Karstadt	Minn-M	5.800	9.250	..	15.050	0.000
2	115	Doug Sullivan	Iowa-M	6.100	8.600	..	14.700	0.350
3	110	Del Vecchio Orozco	Iowa-M	5.500	9.000	..	14.500	0.550
4	216	Ryan Wangler	Minn-M	5.400	8.900	..	14.300	0.750
5	109	Emmanuel Monroy	Iowa-M	5.400	8.800	..	14.200	0.850
6	204	Tristan Duran	Minn-M	5.800	8.150	..	13.950	1.100
7	209	Jack Kramer	Minn-M	5.300	8.550	..	13.850	1.200
8	103	Jack Boyle	Iowa-M	5.000	8.600	..	13.600	1.450
9	107	Austin Hodges	Iowa-M	5.700	7.200	..	12.900	2.150
10	108	Matt Loochtan	Iowa-M	4.500	8.100	..	12.600	2.450
11	210	Paul Montague	Minn-M	5.800	6.300	..	12.100	2.950

Iowa V Minnesota

Event Results - Rings

Mar 12, 2016

Page: 1
Printed: 3/12/2016 6:37 PM

Men / C
Session: 1



Rank	Num	Name	Gym	Diff	Exec	ND	Score	Out
1	108	Matt Loochtan	Iowa-M	6.200	9.250	-.-	15.450	0.000
2	103	Jack Boyle	Iowa-M	6.400	8.900	-.-	15.300	0.150
3	210	Paul Montague	Minn-M	5.500	9.400	-.-	14.900	0.550
4	106	Dylan Ellsworth	Iowa-M	5.700	9.100	-.-	14.800	0.650
5	215	Shashank Yallamraju	Minn-M	5.200	9.350	-.-	14.550	0.900
6	116	Rogelio Vazquez	Iowa-M	5.200	9.300	-.-	14.500	0.950
7	208	Justin Karstadt	Minn-M	5.500	8.950	-.-	14.450	1.000
8	114	Mark Springett	Iowa-M	5.700	8.700	-.-	14.400	1.050
9	204	Tristan Duran	Minn-M	5.700	8.600	-.-	14.300	1.150
10	212	Mitchell Soukup	Minn-M	5.400	8.400	-.-	13.800	1.650

Iowa V Minnesota

Event Results - Vault

Mar 12, 2016

Page: 1
Printed: 3/12/2016 6:37 PM

Men / C
Session: 1



Rank	Num	Name	Gym	Diff	Exec	ND	Score	Out
1	106	Dylan Ellsworth	Iowa-M	5.700	9.450	-.-	15.150	0.000
2*	208	Justin Karstadt	Minn-M	5.200	9.450	-.-	14.650	0.500
2*	113	David Spanier	Iowa-M	5.200	9.450	-.-	14.650	0.500
4	211	Yaroslav Pochinka	Minn-M	5.600	9.000	-.-	14.600	0.550
5	102	Andrew Botto	Iowa-M	5.200	9.300	-.-	14.500	0.650
6*	217	Michael Harris	Minn-M	5.200	9.250	-.-	14.450	0.700
6*	108	Matt Loochtan	Iowa-M	5.200	9.250	-.-	14.450	0.700
8*	206	Shaun Herzog	Minn-M	5.200	9.200	-.-	14.400	0.750
8*	114	Mark Springett	Iowa-M	5.200	9.200	-.-	14.400	0.750
10	103	Jack Boyle	Iowa-M	4.800	9.500	-.-	14.300	0.850
11	214	Alex Wittenberg	Minn-M	5.200	8.650	-.-	13.850	1.300

Iowa V Minnesota

Event Results - P Bars

Mar 12, 2016

Page: 1
Printed: 3/12/2016 6:45 PM

Men / C
Session: 1



Rank	Num	Name	Gym	Diff	Exec	ND	Score	Out
1	210	Paul Montague	Minn-M	6.000	9.100	-.-	15.100	0.000
2	208	Justin Karstadt	Minn-M	5.900	9.150	-.-	15.050	0.050
3T	204	Tristan Duran	Minn-M	5.900	9.000	-.-	14.900	0.200
3T	103	Jack Boyle	Iowa-M	6.000	8.900	-.-	14.900	0.200
5	106	Dylan Ellsworth	Iowa-M	5.700	9.150	-.-	14.850	0.250
6	213	Jalon Stephens	Minn-M	5.200	9.400	-.-	14.600	0.500
7T	108	Matt Loochtan	Iowa-M	5.500	9.000	-.-	14.500	0.600
7T	202	Ryan Bergman	Minn-M	5.800	8.700	-.-	14.500	0.600
9	104	Jake Brodarzon	Iowa-M	5.400	8.800	-.-	14.200	0.900
10	105	Cyrus Dobre-Mofid	Iowa-M	5.600	8.350	-.-	13.950	1.150

Iowa V Minnesota

Event Results - H Bar

Mar 12, 2016

Page: 1
Printed: 3/12/2016 6:46 PM

Men / C
Session: 1



Rank	Num	Name	Gym	Diff	Exec	ND	Score	Out
1	213	Jalon Stephens	Minn-M	5.900	9.250	-.-	15.150	0.000
2	112	Cory Paterson	Iowa-M	5.800	9.200	-.-	15.000	0.150
3	204	Tristan Duran	Minn-M	5.900	9.000	-.-	14.900	0.250
4	103	Jack Boyle	Iowa-M	6.200	8.300	-.-	14.500	0.650
5T	206	Shaun Herzog	Minn-M	5.100	9.100	-.-	14.200	0.950
5T	116	Rogelio Vazquez	Iowa-M	5.200	9.000	-.-	14.200	0.950
5T	210	Paul Montague	Minn-M	5.500	8.700	-.-	14.200	0.950
8	108	Matt Loochtan	Iowa-M	5.600	8.550	-.-	14.150	1.000
9	208	Justin Karstadt	Minn-M	5.200	8.650	-.-	13.850	1.300
10	105	Cyrus Dobre-Mofid	Iowa-M	4.900	8.800	-.-	13.700	1.450
11	203	Daniel DiBenedetto	Minn-M	5.600	8.050	-.-	13.650	1.500







Iowa V Minnesota

Event Results - AA

Mar 12, 2016

Page: 1
Printed: 3/12/2016 6:46 PM

Men / C
Session: 1

Rank	Num	Name	Gym							AA
1	103	Jack Boyle	Iowa-M	15.000	13.600	15.300	14.300	14.900	14.500	87.600
2	208	Justin Karstadt	Minn-M	13.950	15.050	14.450	14.650	15.050	13.850	87.000
3	108	Matt Loochtan	Iowa-M	15.550	12.600	15.450	14.450	14.500	14.150	86.700