



NCAA Gymnastics Score Sheet

Teams Home Illinois

Visitor Iowa

Date Jan 23, 2016

Place University Of Iowa

Attendance

441

Name	D	1	2	3	4	nd	AVE	Name	D	1	2	3	4	nd	AVE
FLOOR	1 Tom Gibbs	203	5.40	9.10	9.10		14.500	1 Jake Brodarzon	101	5.50	8.30	8.10			13.700
	2 Taylor Smith	205	5.80	7.70	8.00		13.650	2 Jack Boyle	105	5.60	9.30	9.20			14.850
	3 Logan Bradley	201	5.40	9.00	8.80		14.300	3 David Spanier	118	5.50	9.40	9.30			14.850
	4 Johnny Jacobson	215	5.60	9.30	9.10		14.800	4 Mark Springett	111	5.80	8.20	8.60			14.200
	5 Alex Diab	213	6.30	8.00	8.10		14.350	5 Dylan Ellsworth	104	5.50	9.10	9.20			14.650
	6 Chandler Eggleston	206	6.20	9.40	9.20		15.500	6 Matt Loochtan	107	6.00	8.20	8.30			14.250

Floor Score: 73.450 Running Score: 73.450 Floor Score: 72.800 Running Score: 72.800

Pommel	1 Tom Gibbs	203	5.70	7.00	6.90		12.650	1 Jack Boyle	105	4.90	7.60	7.30			12.350
	2 Blake Martin	211	4.30	6.60	6.60		10.900	2 Matt Loochtan	107	4.50	8.40	8.40			12.900
	3 Tyson Bull	208	5.00	7.60	7.50		12.550	3 Emmanuel Monroy	112	5.40	8.20	8.00			13.500
	4 Matt Foster	204	6.00	8.90	8.70		14.800	4 Elijah Parsells	113	5.60	6.90	7.30			12.700
	5 Logan Bradley	201	5.90	7.60	7.80		13.600	5 Del Vecchio Orozco	106	5.50	8.50	8.20			13.850
	6 Brandon Ngai	209	6.00	9.30	9.40		15.350	6 Doug Sullivan	108	6.10	8.00	8.20			14.200

Pommel Score: 68.950 Running Score: 142.400 Pommel Score: 67.150 Running Score: 139.950

Rings	1 Matt Foster	204	4.80	8.60	8.90		13.550	1 Rogelio Vazquez	103	5.20	9.30	9.40			14.550
	2 Johnny Jacobson	215	5.50	8.50	8.40		13.950	2 Dylan Ellsworth	104	5.60	8.80	8.60			14.300
	3 Tom Gibbs	203	5.90	9.10	8.90		14.900	3 Mark Springett	111	5.70	8.30	8.20			13.950
	4 Max Mayr	202	5.70	8.70	8.70		14.400	4 Jack Boyle	105	6.40	8.80	8.90			15.250
	5 Bobby Baker	207	5.90	9.20	9.20		15.100	5 Andrew Botto	116	6.30	9.00	8.80			15.200
	6 Alex Diab	213	6.30	8.60	8.40		14.800	6 Matt Loochtan	107	6.00	9.00	8.70			14.850

Rings Score: 73.150 Running Score: 215.550 Rings Score: 74.150 Running Score: 214.100

Vault	1 Tom Gibbs	203	5.20	9.20	9.30		-0.1	14.350	1 Jack Boyle	105	4.80	9.30	9.10			-0.3	13.700	
	2 Blake Martin	211	5.20	9.10	9.10			14.300	2 Matt Loochtan	107	5.20	9.50	9.50				14.700	
	3 Alex Diab	213	5.20	9.60	9.40			14.700	3 Mark Springett	111	5.20	9.30	9.30				14.500	
	4 Bobby Baker	207	5.60	9.40	9.30			14.950	4 David Spanier	118	5.20	9.20	9.30				14.450	
	5 Chandler Eggleston	206	5.60	9.50	9.50			15.100	5 Dylan Ellsworth	104	5.60	9.30	9.20				14.850	
										6 Andrew Botto	116	5.60	8.30	8.30				-0.3

Vault Score: 73.400 Running Score: 288.950 Vault Score: 72.200 Running Score: 286.300

P. Bar	1 Matt Foster	204	5.50	8.90	8.90		14.400	1 Jake Brodarzon	101	5.40	8.80	8.50			14.050
	2 Tom Gibbs	203	5.60	8.60	8.80		14.300	2 Cyrus Dobre-Mofid	109	5.60	8.70	8.80			14.350
	3 Johnny Jacobson	215	5.80	8.60	9.00		14.600	3 Matt Loochtan	107	5.20	8.00	8.20			13.300
	4 Chandler Eggleston	206	5.60	9.00	8.80		14.500	4 Cory Paterson	114	5.40	8.90	8.90			14.300
	5 Max Mayr	202	5.60	8.80	8.60		14.300	5 Dylan Ellsworth	104	5.70	9.50	9.50			15.200
	6 Bobby Baker	207	5.80	9.50	9.30		15.200	6 Jack Boyle	105	6.00	8.60	8.40			14.500

P. Bar Score: 73.000 Running Score: 361.950 P. Bar Score: 72.400 Running Score: 358.700

H. Bar	1 Tom Gibbs	203	5.00	9.10	9.10		14.100	1 Rogelio Vazquez	103	5.20	8.20	8.50			13.550
	2 Ross Thompson	212	5.00	8.70	8.50		13.600	2 Dylan Ellsworth	104	5.10	8.30	8.60			13.550
	3 Johnny Jacobson	215	5.30	7.70	7.40		12.850	3 Matt Loochtan	107	5.40	9.00	9.10			14.450
	4 Max Mayr	202	5.40	8.90	9.10		14.400	4 Cyrus Dobre-Mofid	109	5.30	8.80	8.90			14.150
	5 Tyson Bull	208	6.00	8.10	8.40		14.250	5 Jack Boyle	105	6.40	8.80	9.00			15.300
	6 Chandler Eggleston	206	5.70	6.20	6.20		11.900	6 Cory Paterson	114	5.90	8.70	8.90			14.700

H. Bar Score: 69.200 Running Score: 431.150 H. Bar Score: 72.150 Running Score: 430.850

Final Team Score: **431.150**

Final Team Score: **430.850**

All-Arounders

FX	Gibbs				
PH	14.500				
SR	12.650				
VT	14.900				
PB	14.350				
HB	14.300				
AA	14.100				
	84.800				

All-Arounders

	Ellsworth	Boyle	Loochtan		
	14.650	14.850	14.250		
	9.600	12.350	12.900		
	14.300	15.250	14.850		
	14.850	13.700	14.700		
	15.200	14.500	13.300		
	13.550	15.300	14.450		
	82.150	85.950	84.450		

Judge's Signatures *FX *PH *SR *PB *HB







* Head Judge Tom Dunn Dan Bachman Tom Dunn Mike Hoskovec Lance Alberhasky Dan Bachman

Coach's Signature 3:30pm Coach's Signature 3:30pm

2016 Iowa Vs Illinois

Team Results

Jan 23, 2016

Rank	Gym	Team	Score						
1	ILL	*	431.150	73.450 1	68.950 1	73.150 2	73.400 1	73.000 1	69.200 2
2	Iowa	*	430.850	72.800 2	67.150 2	74.150 1	72.200 2	72.400 2	72.150 1

2016 Iowa Vs Illinois

Event Results - Floor

Jan 23, 2016

Page: 1
Printed: 1/23/2016 3:25 PM

Men / C
Session: 1



Rank	Num	Name	Gym	Diff	Exec	ND	Score	Out
1	206	Chandler Eggleston	ILL	6.200	9.300	..	15.500	0.000
2T	118	David Spanier	Iowa	5.500	9.350	..	14.850	0.650
2T	105	Jack Boyle	Iowa	5.600	9.250	..	14.850	0.650
4	215	Johnny Jacobson	ILL	5.600	9.200	..	14.800	0.700
5	104	Dylan Ellsworth	Iowa	5.500	9.150	..	14.650	0.850
6	203	Tom Gibbs	ILL	5.400	9.100	..	14.500	1.000
7	213	Alex Diab	ILL	6.300	8.050	..	14.350	1.150
8	201	Logan Bradley	ILL	5.400	8.900	..	14.300	1.200
9	107	Matt Loochtan	Iowa	6.000	8.250	..	14.250	1.250
10	111	Mark Springett	Iowa	5.800	8.400	..	14.200	1.300
11	101	Jake Brodarzon	Iowa	5.500	8.200	..	13.700	1.800
12	205	Taylor Smith	ILL	5.800	7.850	..	13.650	1.850

2016 Iowa Vs Illinois

Event Results - Pommel

Jan 23, 2016

Page: 1
Printed: 1/23/2016 3:25 PM

Men / C
Session: 1



Rank	Num	Name	Gym	Diff	Exec	ND	Score	Out
1	209	Brandon Ngai	ILL	6.000	9.350	-.-	15.350	0.000
2	204	Matt Foster	ILL	6.000	8.800	-.-	14.800	0.550
3	108	Doug Sullivan	Iowa	6.100	8.100	-.-	14.200	1.150
4	106	Del Vecchio Orozco	Iowa	5.500	8.350	-.-	13.850	1.500
5	201	Logan Bradley	ILL	5.900	7.700	-.-	13.600	1.750
6	112	Emmanuel Monroy	Iowa	5.400	8.100	-.-	13.500	1.850
7	107	Matt Loochtan	Iowa	4.500	8.400	-.-	12.900	2.450
8	113	Elijah Parsells	Iowa	5.600	7.100	-.-	12.700	2.650
9	203	Tom Gibbs	ILL	5.700	6.950	-.-	12.650	2.700
10	208	Tyson Bull	ILL	5.000	7.550	-.-	12.550	2.800
11	105	Jack Boyle	Iowa	4.900	7.450	-.-	12.350	3.000
12	211	Blake Martin	ILL	4.300	6.600	-.-	10.900	4.450
13	104	Dylan Ellsworth	Iowa	4.400	5.200	-.-	9.600	5.750

2016 Iowa Vs Illinois

Event Results - Rings

Jan 23, 2016

Page: 1
Printed: 1/23/2016 3:25 PM

Men / C
Session: 1



Rank	Num	Name	Gym	Diff	Exec	ND	Score	Out
1	105	Jack Boyle	Iowa	6.400	8.850	..	15.250	0.000
2	116	Andrew Botto	Iowa	6.300	8.900	..	15.200	0.050
3	207	Bobby Baker	ILL	5.900	9.200	..	15.100	0.150
4	203	Tom Gibbs	ILL	5.900	9.000	..	14.900	0.350
5	107	Matt Loochtan	Iowa	6.000	8.850	..	14.850	0.400
6	213	Alex Diab	ILL	6.300	8.500	..	14.800	0.450
7	103	Rogelio Vazquez	Iowa	5.200	9.350	..	14.550	0.700
8	202	Max Mayr	ILL	5.700	8.700	..	14.400	0.850
9	104	Dylan Ellsworth	Iowa	5.600	8.700	..	14.300	0.950
10T	215	Johnny Jacobson	ILL	5.500	8.450	..	13.950	1.300
10T	111	Mark Springett	Iowa	5.700	8.250	..	13.950	1.300
12	204	Matt Foster	ILL	4.800	8.750	..	13.550	1.700

2016 Iowa Vs Illinois

Event Results - Vault

Jan 23, 2016

Page: 1
Printed: 1/23/2016 3:25 PM

Men / C
Session: 1



Rank	Num	Name	Gym	Diff	Exec	ND	Score	Out
1	206	Chandler Eggleston	ILL	5.600	9.500	-.-	15.100	0.000
2	207	Bobby Baker	ILL	5.600	9.350	-.-	14.950	0.150
3	104	Dylan Ellsworth	Iowa	5.600	9.250	-.-	14.850	0.250
4*	213	Alex Diab	ILL	5.200	9.500	-.-	14.700	0.400
4*	107	Matt Loochtan	Iowa	5.200	9.500	-.-	14.700	0.400
6	111	Mark Springett	Iowa	5.200	9.300	-.-	14.500	0.600
7	118	David Spanier	Iowa	5.200	9.250	-.-	14.450	0.650
8	203	Tom Gibbs	ILL	5.200	9.250	-0.1	14.350	0.750
9	211	Blake Martin	ILL	5.200	9.100	-.-	14.300	0.800
10	105	Jack Boyle	Iowa	4.800	9.200	-0.3	13.700	1.400
11	116	Andrew Botto	Iowa	5.600	8.300	-0.3	13.600	1.500

2016 Iowa Vs Illinois

Event Results - P Bars

Jan 23, 2016

Page: 1
Printed: 1/23/2016 3:25 PM

Men / C
Session: 1



Rank	Num	Name	Gym	Diff	Exec	ND	Score	Out
1T	104	Dylan Ellsworth	Iowa	5.700	9.500	-.-	15.200	0.000
1T	207	Bobby Baker	ILL	5.800	9.400	-.-	15.200	0.000
3	215	Johnny Jacobson	ILL	5.800	8.800	-.-	14.600	0.600
4T	206	Chandler Eggleston	ILL	5.600	8.900	-.-	14.500	0.700
4T	105	Jack Boyle	Iowa	6.000	8.500	-.-	14.500	0.700
6T	204	Matt Foster	ILL	5.500	8.900	-.-	14.400	0.800
6T	116	Andrew Botto	Iowa	5.800	8.600	-.-	14.400	0.800
8	109	Cyrus Dobre-Mofid	Iowa	5.600	8.750	-.-	14.350	0.850
9T	114	Cory Paterson	Iowa	5.400	8.900	-.-	14.300	0.900
9*	203	Tom Gibbs	ILL	5.600	8.700	-.-	14.300	0.900
9*	202	Max Mayr	ILL	5.600	8.700	-.-	14.300	0.900
12	101	Jake Brodarzon	Iowa	5.400	8.650	-.-	14.050	1.150
13	107	Matt Loochtan	Iowa	5.200	8.100	-.-	13.300	1.900

2016 Iowa Vs Illinois

Event Results - H Bar

Jan 23, 2016

Page: 1
Printed: 1/23/2016 3:25 PM

Men / C
Session: 1



Rank	Num	Name	Gym	Diff	Exec	ND	Score	Out
1	105	Jack Boyle	Iowa	6.400	8.900	-.-	15.300	0.000
2	114	Cory Paterson	Iowa	5.900	8.800	-.-	14.700	0.600
3	107	Matt Loochtan	Iowa	5.400	9.050	-.-	14.450	0.850
4	202	Max Mayr	ILL	5.400	9.000	-.-	14.400	0.900
5	208	Tyson Bull	ILL	6.000	8.250	-.-	14.250	1.050
6	109	Cyrus Dobre-Mofid	Iowa	5.300	8.850	-.-	14.150	1.150
7	203	Tom Gibbs	ILL	5.000	9.100	-.-	14.100	1.200
8	212	Ross Thompson	ILL	5.000	8.600	-.-	13.600	1.700
9T	104	Dylan Ellsworth	Iowa	5.100	8.450	-.-	13.550	1.750
9T	103	Rogelio Vazquez	Iowa	5.200	8.350	-.-	13.550	1.750
11	215	Johnny Jacobson	ILL	5.300	7.550	-.-	12.850	2.450
12	206	Chandler Eggleston	ILL	5.700	6.200	-.-	11.900	3.400







2016 Iowa Vs Illinois

Event Results - AA

Jan 23, 2016

Page: 1
Printed: 1/23/2016 3:25 PM

Men / C
Session: 1

Rank	Num	Name	Gym							AA
1	105	Jack Boyle	Iowa	14.850	12.350	15.250	13.700	14.500	15.300	85.950
2	203	Tom Gibbs	ILL	14.500	12.650	14.900	14.350	14.300	14.100	84.800
3	107	Matt Loochtan	Iowa	14.250	12.900	14.850	14.700	13.300	14.450	84.450
4	104	Dylan Ellsworth	Iowa	14.650	9.600	14.300	14.850	15.200	13.550	82.150