

NCAA Gymnastics Score Sheet

Teams: Home Illinois-Chicago Visitor Iowa-Men

Date Jan 24, 2015 Place University Of Iowa Attendance 416

Name		D	1	2	3	4	nd	AVE	Name		D	1	2	3	4	nd	AVE
FLOOR	1 Travis Burke	206	4.70	8.50	8.20			13.050	1 David Spanier	115	4.80	8.80	9.00				13.700
	2 Alex Dumstorf	212	4.90	7.80	7.40			12.500	2 Andrew Botto	103	5.10	7.70	7.60				12.750
	3 Josh Soto	203	5.30	7.90	8.00			13.250	3 Lance Alberhasky	101	5.50	8.60	8.40				14.000
	4 Brett Valin	202	5.10	8.20	7.90			13.150	4 Cyrus Dobre-Mofid	105	5.70	8.70	9.00				14.550
	5 Chris Root	210	4.50	6.60	6.00			10.800	5 Brandon Field	107	5.80	8.80	8.60				14.500
	6 Jason Gaides	201	5.70	8.60	8.30			14.150	6 Jack Boyle	104	6.00	8.70	8.80				14.750

Floor Score: **66.100** Running Score: **66.100** Floor Score: **71.500** Running Score: **71.500**

POMMEL	1 Michael Brackmann	204	3.70	8.30	8.00			11.850	1 David Spanier	115	4.60	8.50	8.70				13.200
	2 Keith Kohn	208	4.60	8.10	7.80			12.550	2 Emmanuel Monrov	111	5.40	8.20	8.20				13.600
	3 Alex Dumstorf	212	4.30	8.50	8.30			12.700	3 Del Vecchio Orozco	112	4.80	7.00	6.80				11.700
	4 Jay Grimes	209	5.10	6.60	6.40			11.600	4 Elijah Parsells	113	5.70	8.40	8.30				14.050
	5 CJ Patton	205	4.60	7.80	8.10			12.550	5 Austin Hodges	109	5.40	7.80	7.70				13.150
	6 Jason Gaides	201	5.30	8.50	8.60			13.850	6 Doug Sullivan	117	6.10	9.00	8.70				14.950

Pommel Score: **63.500** Running Score: **129.600** Pommel Score: **68.950** Running Score: **140.450**

RINGS	1 Michael Brackmann	204	4.30	8.00	7.70			12.150	1 Andrew Botto	103	5.90	8.30	8.50				14.300
	2 Keith Kohn	208	5.30	7.80	7.40			12.900	2 Jack Boyle	104	6.50	9.00	8.80				15.400
	3 Trent Jarrett	207	5.30	8.20	8.00			13.400	3 Lance Alberhasky	101	6.30	8.50	8.60				14.850
	4 Brett Valin	202	5.50	8.80	8.90			14.350	4 Matt Loochtan	110	6.20	8.70	8.50				14.800
	5 Jason Gaides	201	5.40	8.50	8.70			14.000	5 William Albert	102	5.90	8.50	8.40				14.350
										6 Dylan Ellsworth	106	5.20	8.80	8.50			

Rings Score: **66.800** Running Score: **196.400** Rings Score: **73.700** Running Score: **214.150**

VAULT	1 Keith Kohn	208	4.40	9.30	9.20			13.650	1 Jack Boyle	104	4.80	9.00	8.80				13.700
	2 Kyle Christiansen	211	4.40	9.50	9.50			13.900	2 Brandon Field	107	5.20	9.40	9.20				14.500
	3 Chris Root	210	4.80	8.40	8.20			13.100	3 Andrew Botto	103	5.20	9.00	9.20				14.300
	4 Alex Dumstorf	212	4.40	9.40	9.40			13.800	4 William Albert	102	5.20	9.40	9.60				14.700
	5 Brett Valin	202	5.60	9.30	9.30			14.900	5 Cyrus Dobre-Mofid	105	5.20	9.30	9.30				14.500
	6 Jason Gaides	201	5.20	9.20	9.20			14.400	6 Dylan Ellsworth	106	5.60	9.20	9.20				14.800

Vault Score: **70.650** Running Score: **267.050** Vault Score: **72.800** Running Score: **286.950**

P.BARS	1 Chandler Bowden	213	3.90	7.70	8.00			11.750	1 Matt Loochtan	110	5.50	9.10	9.10				14.600
	2 Kyle Christiansen	211	4.10	9.50	9.40			13.550	2 Dylan Ellsworth	106	5.50	8.70	8.50				14.100
	3 Alex Dumstorf	212	4.00	6.90	7.00			10.950	3 Jack Boyle	104	5.80	8.70	8.50				14.400
	4 Trent Jarrett	207	4.50	9.20	9.00			13.600	4 Cyrus Dobre-Mofid	105	6.00	8.30	8.20				14.250
	5 Jason Gaides	201	4.90	8.90	8.90			13.800	5 Lance Alberhasky	101	5.80	8.30	8.30				14.100
	6 Brett Valin	202	5.40	8.50	8.20			13.750	6 Emmanuel Monrov	111	5.50	8.60	8.30				13.950

P. Bar Score: **66.450** Running Score: **333.500** P. Bar Score: **71.450** Running Score: **358.400**

H.BARS	1 Travis Burke	206	3.80	8.50	8.80			12.450	1 Del Vecchio Orozco	112	5.40	8.70	8.70				14.100
	2 Kyle Christiansen	211	4.20	8.60	8.30			12.650	2 Lance Alberhasky	101	5.60	8.70	8.90				14.400
	3 Michael Brackmann	204	3.80	8.80	8.70			12.550	3 Jack Boyle	104	6.20	7.10	7.00				13.250
	4 Jason Gaides	201	5.00	8.80	9.00			13.900	4 Cory Paterson	114	5.60	8.00	7.60				13.400
	5 Brett Valin	202	5.00	8.50	8.60			13.550	5 Cyrus Dobre-Mofid	105	6.00	8.20	8.20				14.200
										6 Austin Hodges	109	5.30	8.90	8.70			

H. Bar Score: **65.100** Running Score: **398.600** H. Bar Score: **70.200** Running Score: **428.600**

Final Team Score: **398.600**

Final Team Score: **428.600**

All-Arounders

All-Arounders

	Gaides	Valin															
FX	14.150	13.150															
PH	13.850	9.900															
SR	14.000	14.350															
VT	14.400	14.900															
PB	13.800	13.750															
HB	13.900	13.550															
AA	84.100	79.600															

Judge's Signatures * FX * PH * SR * VT * PB * HB

* Head Judge John Haines Dan Bachman Tom Dunn Mike Grandick Tom Dunn Dan Bachman

 FX PH SR VT PB HB

 Tom Dunn Mike Grandick John Haines Dan Bachman John Haines Mike Grandick

Coach's Signature _____ Coach's Signature _____







UIC At Iowa

Team Results

Jan 24, 2015

Page: 1
Printed: 1/24/2015 11:37:34 PM

Men / C
Session: 1

Rank	Gym	Team	Score						
1	Iowa-M	IOW	428.600	71.500 1	68.950 1	73.700 1	72.800 1	71.450 1	70.200 1
2	UIC-Men	UIC	398.600	66.100 2	63.500 2	66.800 2	70.650 2	66.450 2	65.100 2

UIC At Iowa

Event Results - Floor

Jan 24, 2015



Rank	Num	Name	Gym	Diff	Exec	ND	Score	Out
1	104	Jack Boyle	Iowa-M	6.000	8.750	-.-	14.750	0.000
2	105	Cyrus Dobre-Mofid	Iowa-M	5.700	8.850	-.-	14.550	0.200
3	107	Brandon Field	Iowa-M	5.800	8.700	-.-	14.500	0.250
4	201	Jason Gaides	UIC-Men	5.700	8.450	-.-	14.150	0.600
5	101	Lance Alberhasky	Iowa-M	5.500	8.500	-.-	14.000	0.750
6	115	David Spanier	Iowa-M	4.800	8.900	-.-	13.700	1.050
7	203	Josh Soto	UIC-Men	5.300	7.950	-.-	13.250	1.500
8	202	Brett Valin	UIC-Men	5.100	8.050	-.-	13.150	1.600
9	206	Travis Burke	UIC-Men	4.700	8.350	-.-	13.050	1.700
10	103	Andrew Botto	Iowa-M	5.100	7.650	-.-	12.750	2.000
11	212	Alex Dumstorf	UIC-Men	4.900	7.600	-.-	12.500	2.250
12	210	Chris Root	UIC-Men	4.500	6.300	-.-	10.800	3.950

UIC At Iowa

Event Results - Pommel

Jan 24, 2015

Page: 1
Printed: 1/24/2015 11:35:08 PM

Men / C
Session: 1



Rank	Num	Name	Gym	Diff	Exec	ND	Score	Out
1	117	Doug Sullivan	Iowa-M	6.100	8.850	..-	14.950	0.000
2	113	Elijah Parsells	Iowa-M	5.700	8.350	..-	14.050	0.900
3	201	Jason Gaides	UIC-Men	5.300	8.550	..-	13.850	1.100
4	111	Emmanuel Monroy	Iowa-M	5.400	8.200	..-	13.600	1.350
5	115	David Spanier	Iowa-M	4.600	8.600	..-	13.200	1.750
6	109	Austin Hodges	Iowa-M	5.400	7.750	..-	13.150	1.800
7	212	Alex Dumstorf	UIC-Men	4.300	8.400	..-	12.700	2.250
8*	208	Keith Kohn	UIC-Men	4.600	7.950	..-	12.550	2.400
8*	205	CJ Patton	UIC-Men	4.600	7.950	..-	12.550	2.400
10	204	Michael Brackmann	UIC-Men	3.700	8.150	..-	11.850	3.100
11	112	Del Vecchio Orozco	Iowa-M	4.800	6.900	..-	11.700	3.250
12	209	Jay Grimes	UIC-Men	5.100	6.500	..-	11.600	3.350
13	202	Brett Valin	UIC-Men	3.700	6.200	..-	9.900	5.050

UIC At Iowa

Event Results - Rings

Jan 24, 2015

Page: 1
Printed: 1/24/2015 11:35:23 PM

Men / C
Session: 1



Rank	Num	Name	Gym	Diff	Exec	ND	Score	Out
1	104	Jack Boyle	Iowa-M	6.500	8.900	-.-	15.400	0.000
2	101	Lance Alberhasky	Iowa-M	6.300	8.550	-.-	14.850	0.550
3	110	Matt Loochtan	Iowa-M	6.200	8.600	-.-	14.800	0.600
4T	202	Brett Valin	UIC-Men	5.500	8.850	-.-	14.350	1.050
4T	102	William Albert	Iowa-M	5.900	8.450	-.-	14.350	1.050
6	103	Andrew Botto	Iowa-M	5.900	8.400	-.-	14.300	1.100
7	201	Jason Gaides	UIC-Men	5.400	8.600	-.-	14.000	1.400
8	106	Dylan Ellsworth	Iowa-M	5.200	8.650	-.-	13.850	1.550
9	207	Trent Jarrett	UIC-Men	5.300	8.100	-.-	13.400	2.000
10	208	Keith Kohn	UIC-Men	5.300	7.600	-.-	12.900	2.500
11	204	Michael Brackmann	UIC-Men	4.300	7.850	-.-	12.150	3.250

UIC At Iowa

Event Results - Vault

Jan 24, 2015

Page: 1
Printed: 1/24/2015 11:35:55 PM

Men / C
Session: 1



Rank	Num	Name	Gym	Diff	Exec	ND	Score	Out
1	202	Brett Valin	UIC-Men	5.600	9.300	-.-	14.900	0.000
2	106	Dylan Ellsworth	Iowa-M	5.600	9.200	-.-	14.800	0.100
3	102	William Albert	Iowa-M	5.200	9.500	-.-	14.700	0.200
4T	107	Brandon Field	Iowa-M	5.200	9.300	-.-	14.500	0.400
4T	105	Cyrus Dobre-Mofid	Iowa-M	5.200	9.300	-.-	14.500	0.400
6	201	Jason Gaides	UIC-Men	5.200	9.200	-.-	14.400	0.500
7	103	Andrew Botto	Iowa-M	5.200	9.100	-.-	14.300	0.600
8	211	Kyle Christiansen	UIC-Men	4.400	9.500	-.-	13.900	1.000
9	212	Alex Dumstorf	UIC-Men	4.400	9.400	-.-	13.800	1.100
10	104	Jack Boyle	Iowa-M	4.800	8.900	-.-	13.700	1.200
11	208	Keith Kohn	UIC-Men	4.400	9.250	-.-	13.650	1.250
12	210	Chris Root	UIC-Men	4.800	8.300	-.-	13.100	1.800

UIC At Iowa

Event Results - P Bars

Jan 24, 2015



Rank	Num	Name	Gym	Diff	Exec	ND	Score	Out
1	110	Matt Loochtan	Iowa-M	5.500	9.100	-.-	14.600	0.000
2	104	Jack Boyle	Iowa-M	5.800	8.600	-.-	14.400	0.200
3	105	Cyrus Dobre-Mofid	Iowa-M	6.000	8.250	-.-	14.250	0.350
4T	106	Dylan Ellsworth	Iowa-M	5.500	8.600	-.-	14.100	0.500
4T	101	Lance Alberhasky	Iowa-M	5.800	8.300	-.-	14.100	0.500
6	111	Emmanuel Monroy	Iowa-M	5.500	8.450	-.-	13.950	0.650
7	201	Jason Gaides	UIC-Men	4.900	8.900	-.-	13.800	0.800
8	202	Brett Valin	UIC-Men	5.400	8.350	-.-	13.750	0.850
9	207	Trent Jarrett	UIC-Men	4.500	9.100	-.-	13.600	1.000
10	211	Kyle Christiansen	UIC-Men	4.100	9.450	-.-	13.550	1.050
11	213	Chandler Bowden	UIC-Men	3.900	7.850	-.-	11.750	2.850
12	212	Alex Dumstorf	UIC-Men	4.000	6.950	-.-	10.950	3.650

UIC At Iowa

Event Results - H Bar

Jan 24, 2015

Page: 1
Printed: 1/24/2015 11:36:52 PM

Men / C
Session: 1









Rank	Num	Name	Gym	Diff	Exec	ND	Score	Out
1	101	Lance Alberhasky	Iowa-M	5.600	8.800	-.-	14.400	0.000
2	105	Cyrus Dobre-Mofid	Iowa-M	6.000	8.200	-.-	14.200	0.200
3T	109	Austin Hodges	Iowa-M	5.300	8.800	-.-	14.100	0.300
3T	112	Del Vecchio Orozco	Iowa-M	5.400	8.700	-.-	14.100	0.300
5	201	Jason Gaides	UIC-Men	5.000	8.900	-.-	13.900	0.500
6	202	Brett Valin	UIC-Men	5.000	8.550	-.-	13.550	0.850
7	114	Cory Paterson	Iowa-M	5.600	7.800	-.-	13.400	1.000
8	104	Jack Boyle	Iowa-M	6.200	7.050	-.-	13.250	1.150
9	211	Kyle Christiansen	UIC-Men	4.200	8.450	-.-	12.650	1.750
10	204	Michael Brackmann	UIC-Men	3.800	8.750	-.-	12.550	1.850
11	206	Travis Burke	UIC-Men	3.800	8.650	-.-	12.450	1.950

UIC At Iowa

Event Results - AA

Jan 24, 2015

Rank	Num	Name	Gym							AA
1	201	Jason Gaides	UIC-Men	14.150	13.850	14.000	14.400	13.800	13.900	84.100
2	202	Brett Valin	UIC-Men	13.150	9.900	14.350	14.900	13.750	13.550	79.600