

Feb. 4, 2006

#20/21 Michigan at #23 Iowa

Carver-Hawkeye Arena

Iowa Hawkeyes (17-5, 6-2)

							Pts.	Reb.	FG%	FT%
44	Greg Brunner	F	6-7	240	Sr.	Charles City, IA (Charles City)	13.8	10.2	.440	.686
34	Erek Hansen	C	6-11	220	Sr.	Bedford, TX (Kirkwood, IA CC)	6.7	4.0	.570	.714
1	Adam Haluska	G	6-5	210	Jr.	Carroll, IA (Carroll)	15.1	4.9	.420	.857
2	Jeff Horner	G	6-3	185	Sr.	Mason City, IA (Mason City)	12.9	3.9	.340	.833
35	Mike Henderson	G	6-2	190	Jr.	Waterloo, IA (East)	7.6	4.4	.458	.750

Michigan Wolverines (16-3, 6-2)

24	Ronald Coleman	F	6-6	210	So.	Romulus, MI (Romulus)	4.6	2.4	.425	.789
25	Graham Brown	F	6-9	245	Sr.	Mio, MI (Mio-AuSable)	5.6	7.7	.667	.594
44	Courtney Sims	F	6-11	240	Jr.	Boston, MA (Noble & Greenough)	12.3	6.2	.615	.743
4	Daniel Horton	G	6-3	205	Sr.	Cedar Hill, TX (Cedar Hill)	16.3	2.8	.452	.921
5	Dion Harris	G	6-3	205	Jr.	Detroit, MI (Redford)	12.0	3.4	.439	.913

THE SETTING

Iowa (17-5, 6-2) faces its third straight home game against a ranked opponent Saturday, Feb. 4, hosting Michigan (16-3, 6-2) for the only meeting of the season with the Wolverines. Game time is 4:10 p.m. in Carver-Hawkeye Arena (15,500). The game is sold out.

Iowa defeated Purdue 77-68 Wednesday night in West Lafayette, while Michigan won 71-65 at Penn State.

ON THE AIR

Radio: Iowa games are broadcast on the Hawkeye Radio Network. Gary Dolphin handles the play-by-play with color commentator Bob Hansen. The Hawkeye Radio Network coverage includes a 60-minute pre-game show.

Television: ESPN Regional will carry the game to a network of stations throughout the Big Ten viewing area, including KGAN Cedar Rapids, KDSM Des Moines, KWQC Quad Cities, KIMT Mason City and KYOU Ottumwa. Dick Bremer and Greg Kelsner will call the action.

IN THE RANKINGS

Iowa is ranked 23rd in the Associated Press rankings and listed among teams receiving votes in the ESPN/USA Today coaches poll. Iowa has been ranked as high as 12th this season (AP, 12/5/05), its highest ranking since early in the 2001-02 season. Iowa, that season, moved as high as seventh (Nov. 26) in the Associated Press rankings and eighth (Nov. 19) in the coaches poll.

Michigan is 20th in the coaches poll and ranked 21st by the Associated Press.

IOWA HISTORY

Iowa has played 2,365 games since beginning basketball in 1902. Overall Iowa's record is 1,413-952 (.597). That includes an 884-306 (.743) record in home games, a 528-646 (.450) record in games away from Iowa City, a 670-655 (.506) mark in Big Ten games and a 290-80 (.784) record in Carver-Hawkeye Arena.

IOWA IN CARVER-HAWKEYE ARENA

Iowa has compiled a 290-80 (.784) record in Carver-Hawkeye Arena. Iowa is 136-67 (.670) in Big Ten games and 154-13 (.922) in non-Big Ten games. Iowa has drawn over five million fans for men's basketball since the arena opened in 1983. Iowa has posted an 82-25 (.766) home record under Coach Steve Alford, including a 51-4 (.927) mark in non-conference home games.

Iowa's current streak of 23 consecutive non-conference home wins ranks 15th-longest among Division I programs. That streak dates back to the final home game of the 2002-03 season, an NIT loss to Georgia Tech.

Schedule/Results

Record: 17-5, 6-2

* Nov. 14	MD-Eastern Shore	W	86-41
* Nov. 15	Colgate	W	73-51
&Nov. 21	Kentucky	W	67-63
&Nov. 22	Texas	L	59-68
Nov. 26	Texas-San Antonio	W	79-46
Nov. 30	N.C. State	W	45-42
+ Dec. 2	Fairfield	W	75-59
+Dec. 3	Valparaiso	W	72-59
Dec. 6	at No. Iowa (OT)	L	63-67
Dec. 9	at Iowa State	L	60-72
Dec. 17	Arizona State	W	62-43
Dec. 20	Drake	W	65-60
Dec. 22	Robert Morris	W	73-51
Dec. 30	at Saint Louis	W	60-50
Jan. 5	at Wisconsin	L	52-66
Jan. 7	Illinois	W	63-48
Jan. 14	at Penn State	W	80-76
Jan. 18	Minnesota (3 OT)	W	76-72
Jan. 21	at Michigan State	L	55-85
Jan. 24	Indiana	W	73-60
Jan. 28	Ohio State	W	67-62
Feb. 1	at Purdue	W	77-68
Feb. 4	Michigan, 4:10 pm		
Feb. 8	at Northwestern, 7:05 pm		
Feb. 11	at Indiana, 11:05 am		
Feb. 14	Michigan State, 8:05 pm		
Feb. 18	at Minnesota, 3:35 pm		
Feb. 25	at Illinois, 5:05 pm		
Mar. 1	Penn State, 7:05 pm		
Mar. 4	Wisconsin, 11:05/3:35		
Mar. 9-12	Big Ten Tournament		

* - - Guardians Classic, Iowa City, IA
 & - - Guardians Classic, Kansas City, MO
 + - - Hawkeye Challenge

All times listed are Central Time

Coach Steve Alford

Steve Alford (pronounced ALL-ford) is in his seventh season as the head coach at the University of Iowa and his 15th season as a college head coach. Alford holds a career record of 283-165 (.632), including a 127-88 (.591) record at Iowa, a 78-29 (.729) record in four seasons (1992-95) at Div. III Manchester College and a four-year record (1996-99) of 78-48 (.619) at Southwest Missouri State. He has led Iowa to six straight winning seasons.



Alford ranks fourth among Iowa's head basketball coaches in total wins. He is 47-57 (.452) in Big Ten games. Alford is 8-6 in the NCAA Tournament (3-3 in Division I and 5-3 in Division III) and 2-4 in the NIT. His record in the Big Ten Tournament is 10-5 in six seasons and his 10 wins rank as the most among all Big Ten coaches in the event. Iowa won the tournament in 2001, returned to the title game in 2002 and just missed the championship game in 2005.

Alford led Iowa into the second round of the 2001 NCAA Tournament in his second season and the Hawkeyes returned to the NCAA Tournament in 2005. Iowa advanced to the NIT in 2002, 2003 and 2004.

Alford led Southwest Missouri State to the NCAA Sweet 16 in 1999 and in 1995 Manchester advanced to the NCAA championship game before suffering its first defeat of the season.

Alford is a 1987 graduate of Indiana, where he led the Hoosiers to the 1987 NCAA title. Alford was a member of the 1984 U. S. Olympic team that earned the Gold Medal and he was the 26th player selected in the NBA Draft following his senior season. Alford played four seasons in the NBA before beginning his coaching career.

At Indiana, Alford started 120 of 125 games in four seasons. He served as team captain in 1987 when the Hoosiers were 30-4. Steve concluded his college career as Indiana's all-time scoring leader with 2,438 points and he holds the Indiana record for career steals with 178. He was a consensus first team All-American and the Big Ten MVP as a senior.

Alford is a member of the Manchester College M Association Hall of Fame and the Indiana University Athletics Hall of Fame. In 2001 he was named one of the "Top 50 Athletes" in the history of the state of Indiana and was selected as a member of the 15-man Indiana University all-Century team. In 2004 he was one of five players selected to ESPN's Big Ten Conference Silver Anniversary team.

Alford is 4-7 vs. Michigan and 3-4 vs. Wolverine Coach Tommy Amaker.

HAWKEYES IN NATIONAL STATS

In NCAA statistical rankings, Iowa is sixth in field goal defense (37.9), seventh in fouls per game (14.5), 19th in scoring defense (59.5) and 29th in blocks per game (5.2).

Individually, Jeff Horner is tied for ninth in assists per game (6.3), Erek Hansen is 11th in blocked shots per game (3.0) and Greg Brunner is 12th in rebounds per game (10.2).

Iowa Quick Facts

Location:	Iowa City, IA
Founded:	1847
Enrollment:	29,697
President:	David Skorton
Athletic Director:	Bob Bowlsby
Conference:	Big Ten
Home Arena:	Carver-Hawkeye (15,500)
All-Time Record:	1,413-952 (.597)
All-Time Big Ten Record:	670-655 (.506)
NCAA Appearances:	21
NCAA Tournament Record:	27-23

Head Coach:	Steve Alford
Record At Iowa:	127-88, .591 (7th season)
Career Record:	283-165, .632 (15th season)
Big Ten Record:	47-57 (.442)
Associate Head Coach:	Craig Neal (Georgia Tech)
Assistant Coaches:	Greg Lansing (South Dakota) Brian Jones (Northern Iowa)
Dir. of Basketball Operations:	Rich Walker (Bowling Green)
Trainer:	John Streif
Sports Information:	Phil Haddy/Steve Roe
Sports Info. Telephone:	319-335-9411
Sports Info. FAX:	319-335-9417
Internet Address:	www.hawkeyesports.com

IOWA LOOKS TO EQUAL ARENA WIN STREAK

Iowa has won 14 straight games in Carver-Hawkeye Arena, one shy of the school record for the facility, which opened in 1983. Iowa won its final home contest last season vs. Ohio State and all 13 home dates this season. Iowa's last home loss was a 75-65 decision to Illinois on Feb. 19, 2005.

Iowa's longest win streak in Carver-Hawkeye Arena is 15 games. That streak began Jan. 25, 1986 with a 79-69 win over Indiana and ended with an 80-76 loss to Ohio State on Jan. 24, 1987. The streak began with Coach George Raveling and ended with Coach Tom Davis. The 15-game win streak in 1986 and 1987 included nine conference and six non-conference games. Iowa's current streak includes nine non-conference games as well.

TICKETS GOING FAST FOR FINAL HOME GAMES

Two of Iowa's final four home games, including Saturday's game vs. Michigan, are sold out. The March 4 contest against Wisconsin is also sold out. Roughly 2,500 tickets remain for the Feb. 14 game vs. Michigan State and 5,000 tickets remain for the March 1 contest vs. Penn State.

Iowa basketball tickets may be purchased in person at the athletic ticket office at the north entrance of Carver-Hawkeye Arena or at the Iowa City/Coralville Convention and Visitors Bureau information desk inside Coral Ridge Mall. Tickets may also be purchased online at www.hawkeyesports.com, or by calling 1-800-IA-HAWKS.

Iowa Basketball Roster

No.	Name	Pos.	Ht.	Wt.	Yr.	Hometown (High School)	The Latest Scoop
1	* Adam Haluska	G	6-5	210	Jr.	Carroll, IA (Carroll)	11 points & 6 rebounds in win at Purdue
2	*** Jeff Horner	G	6-3	185	Sr.	Mason City, IA (Mason City)	Career-high 32 points (7-10 treys) at Purdue
4	* J.R. Angle	G/F	6-7	205	So.	Franklin, IN (Indian Creek)	Redshirting in 2005-06
5	* Alex Thompson	F	6-9	225	So.	Ames, IA (Ames)	3 points & 2 rebounds in win over OSU
11	Tony Freeman	G	6-1	185	Fr.	Maywood, IL (St. Joseph's)	7 points & 4 assists vs. Robert Morris
13	* Justin Wieck	F	6-6	185	Sr.	North Liberty, IA (Kirkwood CC)	Two points and one rebound at Wisconsin
14	Brett Wessels	G	6-3	190	Fr.	Bettendorf, IA (Bettendorf)	3 points in win over Robert Morris
15	Dan Bohall	G	6-4	185	Fr.	Sioux City, IA (East)	Redshirting in 2005-06
20	Ryan Kennedy	F	6-7	210	Jr.	Des Moines, IA (Roosevelt)	In second year as a walk-on
23	* Doug Thomas	F	6-8	245	Sr.	Pasadena, CA (Southeastern CC)	10 points & 5 rebounds in win over OSU
25	* Carlton Reed	G	6-4	180	So.	Waterloo, IA (East)	6 points & 2 rebounds at Saint Louis
34	** Ereik Hansen	C	6-11	220	Sr.	Bedford, TX (Kirkwood CC)	8 points in win over Ohio State
35	** Mike Henderson	G	6-2	190	Jr.	Waterloo, IA (East)	17 points & 3 steals in win at Purdue
44	*** Greg Brunner	F	6-7	245	Sr.	Charles City, IA (Charles City)	10 points & 7 rebounds in win at Purdue
52	Kurt Looby	F/C	6-10	210	Jr.	St. John's, Antigua (Tyler, TX CC)	Slated to redshirt in 2005-06
53	* Seth Gorney	C	7-0	245	So.	Vandalia, OH (Butler)	Career-high six rebounds at Michigan State

HOME WIN STREAK IS BEST EVER

For the only time in its basketball history, Iowa has posted 13 consecutive home wins in a single season. Iowa's last undefeated home season was in 1965-66 when the Hawkeyes won all 12 home games. Iowa has won 13 home games or more in 12 seasons, but never the initial 13 games of the year.

Iowa has never completed a perfect record in Carver-Hawkeye Arena, which opened in January, 1983. The Hawkeyes lost just one home game in 1993 (15-1) and 1996 (14-1).

LOFTY POSITION FOR FEBRUARY

With a 6-2 Big Ten record at the midway point in conference play, Iowa is tied for first place with Michigan and Illinois. This marks the first time Iowa has been in first place in February since 1981-82. Iowa began that season with a 10-1 league record before suffering its second conference loss on Feb. 11. Minnesota (14-4) won the 1982 Big Ten title, while Iowa (12-6) tied for second.

Iowa's 17-5 record through 22 games matches the best start for a Hawkeye team under Steve Alford, as the Hawkeyes were also 17-5 in 2001.

IOWA STRENGTH OF SCHEDULE

Iowa is 10th in the RPI Index and 20th in the Sagarin Ratings. Both rank Iowa's strength of schedule as 13th strongest in the nation. Iowa has played 10 games against top 50 teams in the RPI Index and the five teams that have defeated Iowa hold a combined record of 77-25 (.755). The Hawkeyes are 5-3 against teams that were ranked in the top 25 at the time of the game, including 2-1 against top 10 teams.

HAWKEYES VS. RANKED FOES

Iowa has posted a 5-3 record against teams in the top 25 rankings at the time of the game. The five wins vs. ranked foes is the highest total for a Steve Alford-coached Hawkeye team and the most since the Hawkeyes posted a 5-9 record vs. ranked teams in 1998-99.

IOWA TOPS CONSECUTIVE RANKED FOES

With wins over No. 11 Indiana and No. 16 Ohio State last week, Iowa has defeated ranked teams in consecutive games on three occasions under the direction of Coach Steve Alford. A year ago, Iowa defeated 11th-ranked Louisville and 13th-ranked Texas in the first two rounds of the Maui Invitational. In 2002-03, Iowa recorded back-to-back wins over 20th-ranked Michigan State and eighth-ranked Illinois.

IOWA SECURES WINNING SEASON

With 17 wins in 22 games, Iowa has clinched its sixth consecutive winning season. The current streak ranks as the second longest in the history of Iowa basketball. Iowa's record for consecutive winning seasons is seven, from 1950 through 1956. Pops Harrison, Bucky O'Connor and Rollie Williams all coached the Hawkeyes during those years. Only a 10-10 record in 1949 kept Iowa from 13 consecutive winning seasons (1944-56).

Harrison coached Iowa to five straight winning seasons from 1944-48, Lute Olson coached Iowa to winning seasons from 1979-83, George Raveling and Tom Davis combined to coach Iowa to winning seasons from 1985-89 and Davis coached Iowa to winning seasons from 1995-99. Iowa had five consecutive winning seasons three times, 1979-83, 1985-89 and 1995-99.

Iowa is one of four Big Ten teams to post a winning season in each of the previous five seasons, joining Illinois, Michigan State and Wisconsin. Iowa advanced to post-season play for the fifth straight season a year ago, returning to the NCAA Tournament.

IOWA PROGRAM REACHES 1,400 WINS

The Iowa basketball program reached 1,400 wins (now at 1,413) with a 79-46 victory over Texas-San Antonio Nov. 26. Iowa is one of 34 NCAA Division I programs with as many as 1,400 wins. Iowa's basketball history includes 72 winning seasons and 22 years in which the Hawkeyes have won 20 or more games. Iowa (with 21) is one of 31 programs to earn more than 20 invitations into the NCAA Tournament.

HORNER IS COUSY FINALIST

Senior guard Jeff Horner is one of 16 players named as a finalist for the 2006 Bob Cousy Award. The list of finalists includes 12 Division I players and two each from Division II and III. The winner will be announced at the Final Four in Indianapolis.

Horner, a native of Mason City, IA, has played in all but four games throughout his career, missing four games earlier this season with a knee injury. Horner is averaging 12.9 points, 6.3 assists and 3.9 rebounds per game. He has scored over 1,300 career points and has over 500 career assists and 500 rebounds, the only player in Iowa history to surpass those totals.

Horner and his teammates have posted a 17-5 record, securing a winning season for the fourth time in his career.

HALUSKA EARNS BIG TEN HONORS

Junior guard Adam Haluska was named co-Player of the Week in the Big Ten Conference after helping the Hawkeyes to wins over 11th-ranked Indiana and 16th-ranked Ohio State last week.

Haluska recorded the first double-double of his Hawkeye career with 20 points and 10 rebounds against Indiana and he added 18 points and seven rebounds later in the week in a win over Ohio State. Haluska hit 6-9 field goals and 9-9 free throws vs. Indiana. Against the Buckeyes he hit two free throws to give Iowa a 65-62 advantage with 24 seconds to play. Haluska has scored in double figures in 20 of 22 games and he is averaging 15.1 points per game. He scored a career-high 29 points earlier this season in a road win at Penn State.

The double-double vs. Indiana is Haluska's first as a Hawkeye. He did record one double-double during his freshman season at Iowa State, collecting 10 points and 11 rebounds in a win over Arkansas-Pine Bluff.

The Player of the Week honor is the first for Haluska and the first for an Iowa player this season.

HORNER IS THREE-POINT LEADER

With seven three-point field goals in Iowa's 77-68 win at Purdue, senior guard Jeff Horner became Iowa's career leader in made three-pointers. Horner has made 230 treys, moving past Chris Kingsbury, who had 226 during his career (1994-96). Horner currently is second in three-point attempts (625), just 20 from passing Kingsbury in that category. Horner made 7-10 treys while scoring a career-high 32 points against the Boilermakers. The seven three-pointers tie as the third best single-game performance in school history. Horner's previous scoring high of 27 points came a year ago vs. Texas in a semi-final win at the Maui Invitational.

Horner also ranks third in career assists, just 18 shy of the school record (575), held by Andre Woolridge (1995-97). He is 14th in career scoring (1,327) and ninth in career steals (148).

History & Record Book Online

Iowa's History and Record Book, the supplement to the 2005-06 basketball media guide, is available online at hawkeyesports.com, the official website of the University of Iowa athletic department. After opening the Iowa website, click on Men's Basketball on the left side of the page. Once at the basketball site, click on the History and Record Book on the right side of the page under the Stats and More heading. Copies of the History and Record Book are also available through the UI Sports Information office.

BRUNNER SETS REBOUND RECORD

Senior forward Greg Brunner established a Carver-Hawkeye Arena record with 23 rebounds in a win over Minnesota. The previous mark of 21 was set by Dwayne Scholten of Washington State on 12/6/86. The previous best in the Arena by an Iowa player was 19 by Ryan Bowen vs. Long Island on 11/29/98.

The 23 rebounds are the most by any player in the Big Ten Conference and the second most in Division I this season. Rashad Jones of Arkansas-Little Rock had 30 rebounds earlier in the year.

The Iowa record for single game rebounds is 30, set by Chuck Darling vs. Wisconsin on 3/3/52. Brunner's 23 rebounds tie as the fourth highest total in school history and it is the most by a Hawkeye player since Kunnert had 23 rebounds vs. Drake on 12/27/72.

Brunner has moved into second place on Iowa's career rebounding chart, raising his total to 900. Kevin Kunnert (1971-73) is Iowa's career leader with 914 rebounds.

SI.COM LIKES IOWA BACKCOURT

SI.com, in a vivid online photo gallery, has named Iowa's backcourt of Jeff Horner and Adam Haluska as one of the best, ranking the Hawkeye duo ninth best in the nation.

Haluska averages 15.1 points and 4.9 rebounds per game, while Horner averages 12.9 points, 6.3 assists and 3.9 rebounds. Horner is one of 16 finalists for the 2006 Bob Cousy Award.

MICHIGAN COACH TOMMY AMAKER

Tommy Amaker is in his fifth season as head coach at Michigan and his ninth season overall as a college head coach. Amaker is 80-63 at Michigan and his career mark stands at 148-118. He posted a 68-55 record in four seasons at Seton Hall. Amaker graduated from Duke University in 1987, where he earned all-America honors and was named National Defensive Player of the Year as a senior. Amaker scored 1,168 points during his playing career and ranks second in Duke history in career assists and steals. Amaker was a member of the Blue Devil coaching staff from 1989-97, serving as associate head coach his final two seasons before taking over at Seton Hall in 1997-98.

Amaker is 4-3 against Iowa and Hawkeye Coach Steve Alford.

ALFORD MOVES TO FOURTH

Coach Steve Alford has collected 127 victories as Iowa's head coach, a total that ranks fourth on Iowa's list of coaches in career wins. Alford, earlier this season, moved past Bucky O'Connor, Iowa's head coach from 1952-58 (he also was Iowa's head coach for 11 games in 1950), who earned 114 wins as Iowa's basketball coach.

Iowa's top three coaches in career wins are Tom Davis (269), Lute Olson (168) and Rollie Williams (139). Following is a list of Alford's significant career victories:

No.	Opponent, result	Date
1	Manchester 82, Denison 63	12/29/91
50	Manchester 87, Huntington 63	11/22/94
100	SW MO State 75, NW State 73	12/10/96
150	SW MO State 89, Wichita State 58	1/31/99
200	Iowa 78, Iowa State 53	12/08/01
250	Iowa 88, Centenary 53	12/03/04
256	Iowa 73, Air Force 63 (No. 100 as Iowa's head coach)	12/28/04
283	Iowa 77, at Purdue 68 (Win No. 127 as Iowa's head coach)	2/01/06

THE SERIES

Michigan holds an 80-53 advantage in the series that began with a 19-15 Wolverine win in 1912. The teams split last season, with Michigan winning 65-63 Jan. 5 in Iowa City and Iowa winning 74-72 in overtime at Ann Arbor. The Wolverines won two of three meetings in 2004 and Michigan has won nine of the last 14 meetings.

Iowa holds a 33-32 advantage in games played in Iowa City, including a 12-9 advantage in Carver-Hawkeye Arena. Iowa has won three of the last five games in Iowa City and four of the last seven.

Michigan holds a 2-0 advantage in games played at neutral sites, winning 77-66 in the 1998 Big Ten Conference Tournament in Chicago and 79-70 in the 2004 Big Ten Tournament in Indianapolis.

This is the only meeting between the two teams during the regular season.

BOTH IN HALL OF FAME

Iowa Coach Steve Alford and Michigan Coach Tommy Amaker are both members of the Athletic Halls of Fame at their respective alma maters. Alford attended Indiana, where he is a member of the Hall of Fame and Indiana's all-Century team. Amaker is a member of the Duke University Hall of Fame.

GAME NOTES

- Iowa and Michigan rank first and second, respectively, in blocked shots, for all games and in Big Ten games only.
- In all games, Michigan leads the Big Ten in field goal percentage (.497) and Iowa is first in field goal percentage defense (.379).
- Michigan's Courtney Sims leads the Big Ten in field goal percentage for all games (.615), while Iowa's Erek Hansen leads in field goal percentage in league games (.585). Hansen and Sims also rank first and second, respectively, in blocked shots.

Iowa Featured on "The Season"

The University of Iowa's men's basketball program is one of five college programs to be featured on ESPN2's acclaimed series, *The Season: College Basketball* presented by Capital One.

During the 10 week series, fans will get an inside look into the lives of the players and the team dynamics of Iowa, Bucknell, Florida Atlantic, Memphis and Washington. The current series marks the third season in which selected college basketball programs have been featured.

During the taping of these shows, *The Season* captured Iowa as the Hawkeyes defeated previously undefeated Illinois, won at Penn State and defeated Minnesota in three overtimes.

- Steve Alford and Tommy Amaker met once as players, with Alford's Indiana team defeating Amaker's Duke team 88-82 in the regional semi-finals of the 1987 NCAA Tournament. Duke had played in the championship game the previous year, while Alford and the Hoosiers went on to win the NCAA title in 1987. Alford had 18 points, five assists and two rebounds in the win over Duke, while Amaker led the Blue Devils with 23 points.
- Iowa's Steve Alford was named to the all-Final Four team in 1987 when Indiana won the national title. Michigan's Tommy Amaker was named to the all-Final Four team in 1986 when Duke lost to Louisville in the title game.
- Michigan Assistant Coach Chuck Swenson, in his fifth season with the Wolverines, previously served as a graduate assistant at Indiana. He was an assistant at Duke when Steve Alford and Indiana defeated the Blue Devils in the 1987 tournament. He was an assistant at Duke when the Blue Devils defeated Iowa in 1996 and he was an assistant coach at Penn State from 1996-2001.

THEY SPLIT A YEAR AGO

Iowa began Big Ten play last season with a home loss to Michigan, then closed the regular season with an overtime win in Ann Arbor.

Iowa got off to a slow start and saw a second half rally fall short as its nine-game winning streak was snapped in a 65-63 home loss to Michigan on Jan. 5. Michigan shot 53.3% from the field and 63.3% from three-point range in the opening half in building a 44-30 advantage. Iowa rallied in the opening part of the second half, pulling to within one point, 47-48, with 11:42 remaining. Jeff Horner hit a three-point basket with 1:31 to play, forcing the first tie of the game at 59-59. Iowa had one chance at the lead before missing a shot while trailing by a single point. Michigan increased the advantage to 65-62 with 26 seconds left on a pair of free throws before Iowa missed a three-point attempt. Iowa got the ball back with eight seconds remaining after Michigan missed two free throws, and Pierre Pierce was fouled on a three-point attempt with 1.6 seconds remaining. Pierce missed the first free throw attempt before making the second. His intentional miss on the third attempt missed the rim and Michigan ran out the clock from there.

National Rankings

Rankings of 1/30/06

ESPN/USA Today	Associated Press
1. Connecticut	1. Connecticut
2. Duke	2. Duke
3. Memphis	3. Memphis
4. Villanova	4. Villanova
5. Gonzaga	5. Gonzaga
6. Illinois	6. Illinois
7. Florida	7. Texas
8. Texas	8. Florida
9. Pittsburgh	9. Pittsburgh
10. George Washington	10. George Washington
11. West Virginia	11. West Virginia
12. Michigan State	12. Michigan State
13. UCLA	13. Tennessee
14. Boston College	14. UCLA
15. Washington	15. Boston College
16. Tennessee	16. Washington
17. North Carolina State	17. Goergetown
18. Oklahoma	18. North Carolina State
19. Ohio State	19. Oklahoma
20. Michigan	20. Ohio State
21. Indiana	21. Michigan
22. Georgetown	22. Indiana
23. Maryland	23. IOWA
24. Northern Iowa	24. Louisiana State
25. Colorado	25. Northern Iowa

Michigan held a 40-28 rebounding edge and won despite committing 25 turnovers. Pierce led Iowa with 15 points, while Horner, Greg Brunner and Adam Haluska each added 14. Brunner led Iowa with eight rebounds.

Brent Petway led Michigan with 14 points, while Daniel Horton scored 13, Dion Harris 12 and Courtney Sims 10. Sims led both teams with 13 rebounds and Petway had seven.

Iowa outscored Michigan 11-9 in overtime to earn a 74-72 win in Ann Arbor Mar. 5. Iowa scored first in the extra period on a rebound basket by Doug Thomas, but Michigan took the lead on a three-pointer by Dion Harris. Greg Brunner made one of two free throws to tie the game before Thomas added another basket on an offensive rebound for a 68-66 lead. Brunner's two free throws with 1:20 remaining gave Iowa a four point advantage and Jeff Horner added two free shots after a Wolverine basket to give Iowa a 71-68 advantage with 21 seconds remaining. Michigan closed to within two points with 10 seconds left before Mike Henderson scored on a break-away with four seconds left to seal the win.

The game was close throughout the second half, with Iowa leading by three, 61-58, with 3:22 remaining. Michigan took advantage of three Iowa turnovers to take a 63-61 advantage before Iowa tied the game on a lay-up by Adam Haluska with 45 seconds to play. Iowa forced a turnover and had the ball for a final shot, but Horner's shot in the final seconds was off target.

Iowa shot 47.3% from the field and 72% from the free throw line and won the rebounding battle by a 38-33 margin. Brunner led Iowa with 24 points, while Haluska added 17 and Horner 15. Thomas and Horner each had eight rebounds. Harris led Michigan with 25 points and Petway added 16 points and 10 rebounds.

COMPARING THE STATS

	Iowa (17-5)	Michigan (16-3)
Scoring	67.4	72.9
Scoring Defense	59.5	62.8
FG%	.416	.497
FG% Defense	.379	.418
FT%	.717	.770
3-PTFG%	.308	.393
3-PT FG% Defense	.322	.357
Rebound Margin	+4.2	+5.7
Assists	15.1	15.4
TO Margin	+0.5	-0.9
Steals Margin	-1.0	+0.9

HAWKEYE TIDBITS

- Trailing 33-25 at halftime at Purdue, Iowa outscored the Boilermakers 52-35 over the final 20 minutes to earn a 77-68 win. The 52 points mark Iowa's highest scoring second half of the season. Iowa also shot 64% from the field in the second half, which ranks as Iowa's second best performance in a half this year. The Hawkeyes shot 68.8% in the second half of a 73-60 win over Indiana. Iowa also shot 60% in the second half of a win over Maryland-Eastern Shore in the opening game of the season.
- Iowa has posted a 5-3 record vs. ranked teams. The Hawkeyes defeated 7th-ranked Kentucky (67-63), 21st-ranked North Carolina State (45-42), 6th-ranked Illinois 63-48, 11th-ranked Indiana 73-60 and 16th-ranked Ohio State 67-62. Iowa has lost to 2nd-ranked Texas (59-68), 24th-ranked Wisconsin (52-66) and 11th-ranked Michigan State (55-85).
- Iowa has made more free throws (327) than its opponents have attempted (301).
- Iowa is 2-0 when scoring 80 points or more, 8-0 when scoring between 70-80 points, 6-1 when scoring between 60-70 points and 1-4 when scoring less than 60 points. Iowa is 10-0 when holding its opponent to less than 60 points, 5-3 when holding its opponent between 60-70 points and 2-2 when the opponent scores over 70 points.
- Iowa is 12-1 when collecting more assists than the opponent, 2-4 when the opponent has more assists and 3-0 when assists are equal.
- Iowa is 10-2 when having fewer turnovers than its opponent and 7-3 when the opponent has fewer turnovers.
- Iowa is 5-1 when collecting more steals than its opponent, 11-4 when the opponent has more steals and 1-0 when steals are equal.
- Iowa is 16-3 when leading at halftime, 1-2 when trailing at intermission and 0-0 when tied at halftime. Iowa has trailed at halftime in road games at Iowa State, Michigan State and Purdue.

- Iowa has had four players or more score in double figures in seven games, with a season-best five players in the win over Maryland-Eastern Shore. Iowa is 1-0 when five players score 10 points or more, 6-0 when four reach double figures, 7-2 with three in double figures and 3-3 when two are in double figures.
- Iowa is 14-2 when controlling the opening tip and 3-3 when not controlling the tip.
- Iowa is 8-2 in games decided by 10 points or less, 6-1 in games decided by five points or less and 1-1 in overtime.
- Iowa has held six opponents to 50 points or less and nine to under 60 points. Only eight Iowa opponents have shot as well as 40% from the field.
- Iowa has won at least 11 games before the start of Big Ten play four times in seven years under Coach Steve Alford. Along with the 11 wins this season, the Hawkeyes won 12 games prior to Big Ten play last season and 11 games in both 2001 and 2002.
- Under Steve Alford, Iowa is 36-6 when shooting at least 50% from the field, including 3-0 in 2005-06.
- Michigan State and Purdue are the only Iowa opponents to shoot 50% or better from the field, and Iowa split those two road games. Iowa allowed just four opponents to shoot at least 50% from the field last season, and Iowa was 3-1 in those games. Iowa was 0-5 when its opponent shot at least 50% from the field in 2004.

IOWA RALLIES AT PURDUE

Iowa rallied from a 33-25 halftime deficit to defeat Purdue at West Lafayette. The Hawkeyes trailed the entire opening half and were down by as many as 11 points before Jeff Horner converted a three-point play in the final seconds of the half to cut the deficit to eight. Iowa shot just 34% from the field in the first half, compared to 50% for the Boilermakers, and Iowa had 10 turnovers at the break.

The Hawkeyes found their shooting touch at halftime and responded by scoring a season-high 52 points in the second half. Iowa shot 64% from the field in the final 20 minutes, including 72.7% (8-11) from three-point range. The Hawkeyes were guilty of just one turnover in the second half.

Trailing 46-39 with 15:52 to play, Iowa used an 11-0 scoring run over a five minute period to take a 50-46 advantage. Mike Henderson keyed the rally, hitting a three-pointer and a lay-up while collecting two steals. Once the Hawkeyes led at 47-46, they never trailed again. Iowa led by as many as nine points, but didn't seal the win until Horner gave his team a 72-66 lead on a three-pointer with 1:29 to play.

Horner scored a career-high 32 points, hitting 7-10 treys while becoming Iowa's career leader in that category. Henderson matched his career-high with 17 points and Henderson and Horner each collected three of Iowa's 12 steals. Adam Haluska added 11 points and six rebounds and Greg Brunner had 10 points and seven rebounds.

Iowa Results on Feb. 4

9 wins, 11 losses

1905	* Augustana (IL)	W	28-24
1910	Drake	W	26-8
1918	* Minnesota	W	25-21
1939	Northwestern	L	25-27
1950	* Purdue	W	66-60
1952	* Butler	W	58-57
1956	* Wichita State	W	98-86
1957	Washington (MO)	L	54-62
1961	Cincinnati	L	60-77
1967	Loyola (IL)	L	87-98
1969	Purdue	L	87-99
1978	Wisconsin	L	72-82
1982	* Indiana	W	62-40
1984	* Purdue	L	46-48
1987	* Minnesota	W	78-47
1993	Illinois	L	77-78
1995	Penn State	L	64-74
1997	* Indiana	W	75-67
1999	Purdue	L	75-90
2004	Michigan State	L	72-89

* at Iowa City

MICHIGAN WINS AT PENN STATE

Michigan extended its winning streak to five straight with a 71-65 win at Penn State. The Wolverines shot 51% from the field, connecting on 12-25 (48%) three-pointers. Michigan led 33-31 at intermission before shooting 54.2% from the field in the second half. The Wolverines led 62-49 in the second half before a 12-2 PSU scoring run cut the margin to three points with 2:52 remaining. A three-point basket by Daniel Horton with 1:29 left gave Michigan a 69-63 advantage and Penn State could get no closer.

Dion Harris led Michigan with 23 points, hitting 7-11 treys. Horton added 13 points and 12 assists and Ron Coleman scored 10 points. Graham Brown led the Wolverines with eight rebounds and Courtney Sims collected seven.

IOWA DEFENSIVE SO FAR

Iowa's defense has led the way as the Hawkeyes have won 17 of 22 games. Iowa opponents are averaging just 59.5 points per game, shooting 37.9% from the field and 32.2% from three-point range. Iowa has collected 146 steals and forced 335 turnovers while collecting 115 blocked shots. The Hawkeyes have held 17 opponents under 70 points and have won the rebounding battle in 17 games. Iowa ranks high nationally in scoring defense, field goal defense and fewest fouls per game.

ASU HELD TO A DOZEN

Iowa held Arizona State to just 12 first half points in a 62-43 win in Iowa City. That marks the lowest first half total scored by an Iowa opponent in 207 games under Coach Steve Alford. The previous low of 15 points was scored by Northwestern in Iowa's 72-55 win in the first round of the 2001 Big Ten Tournament in Chicago.

Arizona State made 6-23 (26.1%) field goal attempts in the first half, missing three three-point attempts and two free throws.

LOW TOTAL FOR A WIN

The 45 points scored by Iowa in a win over North Carolina State marks the fewest points scored by Iowa since the Hawkeyes scored 49 in a 49-51 loss at Northwestern on March 3, 2004.

The point total is the lowest for Iowa in a winning effort since a 50-49 win at Drake on Nov. 11, 2002. The 45 points are the fewest by an Iowa team in a winning effort in Carver-Hawkeye Arena since a 42-39 win over Northwestern on Jan. 12, 1984. The 45 points match the lowest total scored by Iowa under the direction of Steve Alford, as the Hawkeyes lost a 45-54 contest at Wisconsin on Feb. 23, 2000.

HAWKEYES STEAL THE SHOW

In its season opening win over Maryland-Eastern Shore, Iowa collected 17 steals while forcing 25 turnovers. The 17 steals are the most by a Steve Alford coached Hawkeye team. Iowa had not had as many as 17 steals in a game since collecting 18 steals in an 84-74 win over Penn State on Jan. 27, 1999, a string of 205 games. Tony Freeman, Adam Haluska, Jeff Horner and Doug Thomas led the way with three steals each, while eight of the 12 Hawkeyes who played collected at least one steal. Iowa added eight steals in the win over Colgate.

Iowa's record for steals in a game is 23. The 25 turnovers are the most by an Iowa opponent since Liberty University was guilty of 24 turnovers on Dec. 22, 2002. Iowa forced 23 turnovers by Texas-San Antonio in a recent 79-46 win and North Carolina State was guilty of 24 turnovers.

OVERTIME NOTES

- With the 76-72 triple overtime win over Minnesota, Iowa is now 2-4 all-time in triple overtime games, with three of the six games being played vs. Minnesota.
- Iowa had lost four straight triple overtime games and had not won a triple overtime game since a 112-111 win over Purdue on Feb. 11, 1974.
- Iowa has played just one four overtime game (83-80 win over Cal in 1960-61) and its overall record in all overtime games now stands at 46-50. Iowa lost at Northern Iowa in single overtime earlier this season.
- The win over Minnesota was the first triple overtime game ever in Carver-Hawkeye Arena, where the Hawkeyes began playing home games during the 1983 season. Iowa's most recent triple overtime game in Iowa City was a 57-55 loss to Minnesota on Feb. 27, 1982 in the last Big Ten Conference game played in the Iowa Fieldhouse.

Iowa Adds Three Recruits

Iowa has signed three student-athletes who will join the men's basketball program for the 2006-07 season.

Players announcing their plans to attend Iowa include Cyrus Tate, Justin Johnson and Jamie Vanderbeken.

Tate is a 6-8, 240-pound forward attending Northeast Community College in Norfolk, NE. Tate is in his first season at Northeast and will have three years of eligibility at Iowa. In three games this season he is averaging 19 points and eight rebounds.

Tate is a native of Homewood, IL. As a prep senior at Homewood-Flossmoor HS he averaged 15 points and nine rebounds per game.

Johnson is a 6-6, 190-pound guard who attends Tyler Community College in Tyler, TX. He averaged 14.5 points as a freshman and will have two years of eligibility at Iowa. Johnson has started this season on a positive note, averaging 22 points, six rebounds, three assists and four blocked shots per game.

Johnson, a native of Tyler who attended John Tyler HS, received pre-season All-America recognition in the October issue of *Basketball Times*. His coach at Tyler is Mike Marquis.

Vanderbeken, 6-10, 235, attends Quinte Secondary School in Belleville, Ontario, Canada. As a prep junior he averaged 25 points, 12 rebounds and five blocked shots per game. He played well this past summer at the Nike All-American Camp and the Las Vegas Main Event.

"We feel this is an excellent start to a good recruiting class," said Alford. "We've added size and athleticism. We hope to finish strong during the spring period. It's a plus that two of these three players will join our program with junior college experience."

Along with the three additions, Iowa plans to redshirt forward Kurt Looby, a 6-10 junior who is in his first year with the Iowa program after attending Tyler Community College. Iowa has five seniors on its 2005-06 roster and two scholarships remaining for next season.

BRUNNER & HORNER SEE DOUBLE, AGAIN

Forward Greg Brunner and guard Jeff Horner both registered double-doubles in Iowa's win over Minnesota. Brunner collected 17 points and 23 rebounds and Horner had 10 points and 10 rebounds. The Minnesota game marks the fourth time during their careers that Brunner and Horner have posted a double-double in the same game.

Earlier this season, Brunner had 23 points and 11 rebounds in a win over Fairfield, while Horner added 12 points and 10 assists. In an 88-75 win over Western Carolina on 12/18/04, Brunner had 11 points and 11 rebounds and Horner collected 20 points and 10 assists. In an 84-82 double overtime win at Indiana on 2/7/04, Brunner had 23 points and 13 rebounds and Horner had 17 points and 10 rebounds.

BRUNNER MOVES TO SECOND

Senior forward Greg Brunner has raised his career rebounding total to 900, moving into second place on Iowa's career list. Kevin Kunnert (1971-73) is Iowa's career leader (914).

Brunner is 13th in career scoring (1,339) and sixth (93) in career blocked shots. Brunner has 29 career double-doubles, most among active players in the Big Ten Conference. Brunner has nine scoring and rebounding double-doubles this season while scoring in double figures in 15 games and collecting 10 or more rebounds in 12 outings. He leads the Big Ten in rebounding (10.2) and is averaging 13.8 points per game. Brunner had 17 points and nine rebounds vs. Ohio State and 17 points and eight rebounds in a win over Indiana last week before adding 10 points and seven rebounds in a win at Purdue.

HORNER HITS 500, AGAIN

Senior guard Jeff Horner, just the fourth Iowa player ever to total over 500 assists, collected career rebound No. 500 in Iowa's win over Indiana. Horner ranks third in career assists with 557 and he has 510 career rebounds. Horner ranks 14th in career scoring (1,327). In other career stats, Horner is Iowa's career leader in three-point field goals (230), he is second in three-point attempts (630) and ninth in steals (148).

Horner missed four games in December with a partially torn posterior cruciate ligament in his left knee, stopping his consecutive games streak at 102. The injury occurred during Iowa's game at Northern Iowa Dec. 6.

Horner made a solid return in Iowa's 60-50 win at Saint Louis, collecting 17 points and six assists in 36 minutes. In Iowa's most recent outing, Horner had a career-high 32 points in the win at Purdue. He is averaging 12.9 points, 6.3 assists and 3.9 rebounds per game.

HALUSKA OVER 1,000 POINTS

Junior guard Adam Haluska surpassed 1,000 career points with his career-high 29 point performance in a win at Penn State. He has 1,084 points in his career, with 284 of those coming in his freshman season at Iowa State, and joins teammates Jeff Horner and Greg Brunner as 1,000-point scorers.

Haluska hit 6-10 three-pointers at PSU and 5-6 free throws and he had 12 points and four rebounds in the win over Minnesota, scoring Iowa's first four points in the decisive third overtime. He added 19 points vs. Michigan State, 20 points and 10 rebounds vs. Indiana and 18 points and seven rebounds vs. Ohio State. He has scored in double figures in 20 of 22 games and was named co-Big Ten Player of the Week for his play in wins over Indiana and Ohio State. He leads Iowa in scoring at 15.1 points per game, he is averaging 4.9 rebounds and he has led Iowa in steals in eight games.

This is the fifth time Iowa has had three 1,000 point scorers on the same team. It happened in 2005 (Brunner, Horner and Pierre Pierce, 1996 (Jess Settles, Kenyon Murray and Chris Kingsbury), 1989 (Roy Marble, B.J. Armstrong and Ed Horton) and 1988 (Marble, Armstrong and Jeff Moe).

Haluska has started all 86 games he has played in his career. His consecutive starts streak ranks fifth longest among all Division I players, according to STATS — Chicago. Haluska trails Gerry McNamara (Syracuse), Joe Herber (West Virginia), Patrick Sparks (Kentucky) and Donald Wilson (Portland).

Hy-Vee Cy-Hawk Series

Iowa State leads the second annual Hy-Vee Cy-Hawk Series 11-4. Iowa State recorded a 2-1 victory in women's soccer and a 23-3 win in football, while Iowa defeated Iowa State 20-15 in wrestling.

Iowa State won the women's basketball contest 77-61 and the men's game by a 72-60 margin. Iowa won the women's swimming and diving meet, 156-144 before ISU won the first women's gymnastics meet, 195.70-193.375.

Iowa claimed the initial Cy-Hawk Series (13-8) in 2004-05.

A point system will track each institution's performance and will culminate in one institution winning the annual trophy for the Hy-Vee Cy-Hawk Series. Intercollegiate athletic teams from Iowa and Iowa State will square off in head-to-head competition eight different times during the 2005-06 academic year. The competition this season is in men's basketball, women's basketball, wrestling, women's gymnastics (2), women's soccer and softball. Additional points will be available for each school based on successful performance in the classroom by its student-athletes.

Mar. 17	W. Gymnastics	2 points
April 4	Softball	2 points

Two points for an institution if the student-athlete graduation rate for all student-athletes is greater than the national average for all student-athletes.

HANSEN CONTRIBUTES AT BOTH ENDS

Center Erek Hansen is making key plays on both offense and defense in his senior season. Hansen scored a career-high 20 points in the win over Minnesota, hitting 7-12 FGs and 6-6 free throws. He connected on two free throws to tie the score at the end of the second half and added two more to force a third overtime. Hansen also had six rebounds and five blocked shots while playing a career-high 38 minutes. Hansen added 11 points (4-5 FGs) and six blocks in Iowa's win over Indiana. Hansen had eight points vs. Ohio State, including two free throws to give Iowa the lead for good late in the contest. He leads the Big Ten in field goal percentage (.605) in league games only.

Hansen ranks third in career blocked shots with 189 and his 66 blocks this year ranks sixth best for a single season.

Hansen matched his career-high with seven blocked shots in a win over Fairfield and he had 14 points at Iowa State. He has collected three blocked shots or more in 13 games. Hansen had seven points, six rebounds and six blocked shots at Penn State, converting a three-point play on offense and a key blocked shot on defense in the final minutes.

Hansen is averaging 6.7 points and 4.0 rebounds. He leads the Big Ten and ranks 11th nationally with 3.0 blocked shots per game.

HENDERSON NUMBERS IMPROVED

Junior guard Mike Henderson has played a key role in Iowa's success this season, as he has improved his numbers in several categories from a year ago. Henderson matched his career scoring high with 17 points in the win at Purdue. He sparked an 11-0 scoring run in the second half that led to Iowa's win as he hit 7-10 field goals and added three steals. His previous scoring high of the season was 15 points against Valparaiso. He added 10 points vs. Arizona State and 12 points, eight rebounds and four assists vs. Drake. Henderson played a solid defensive game in Iowa's home win over Illinois and also had 10 points and eight rebounds.

Henderson is averaging 7.6 points and 4.4 rebounds per outing, improving his shooting to 45.8% from the field and 75% from the free throw line. Henderson has scored in double figures in seven games this year after scoring 10 or more points just three times in his first two seasons.

TWO HAWKEYES NAMED TO NAISMITH LIST

Senior forward Greg Brunner and senior guard Jeff Horner are two of 50 players named as pre-season candidates for the Naismith Trophy, presented annually to the Player of the Year.

Brunner was named the Most Valuable Player in the Iowa City regional of the Guardians Classic. Brunner is averaging 13.8 points and 10.2 rebounds per game. He has recorded nine double-doubles and set a Carver-Hawkeye Arena record with 23 rebounds vs. Minnesota. He ranks second in career rebounds (900), sixth in blocked shots (93) and 13th in career scoring (1,339).

Horner had a career-high 32 points in a win at Purdue, 19 points vs. Valparaiso, 10 assists in wins over Fairfield and Minnesota and 17 points vs. Saint Louis in his return to action after missing four games. He led Iowa's win over Illinois with 16 points, six rebounds, six assists and three steals and he added 17 points and nine assists at Penn State. He is averaging 12.9 points, 3.9 rebounds and 6.3 assists per game. Horner ranks 14th in career scoring (1,327), third in career assists (557) and ninth in career steals (148).

Brunner has played in all 115 games in his career, with 103 starts. Horner has started 110 of the 111 games he has played at Iowa, missing four games in December due to injury.

TWO NOMINATED FOR SENIOR CLASS AWARD

Iowa seniors Greg Brunner and Jeff Horner are two of 30 seniors from Division I basketball programs around the nation who have been named as candidates for the Bayer Advantage Senior CLASS Award. The award, now in its fifth year, is presented annually to the nation's senior player-of-the-year.

CLASS is an acronym for Celebrating Loyalty and Achievement for Staying in School. The award was launched during the 2001-02 season in response to the trend of college players leaving college early to turn professional.

The nomination of Brunner, from Charles City, and Horner, from Mason City, make Iowa one of seven programs to have two candidates among the list of 30 players.

Iowa to Recognize "Heros"

Is there a hero among you, your friends, your family?

Coach Steve Alford and the Iowa Hawkeyes are looking for heroes, people who have gone above and beyond to help others.

"There are wonderful things being done each day in every community across the state of Iowa by outstanding people," said Hawkeye Coach Steve Alford. "Our basketball staff feels the "Heroes Among Us" program is an easy way to salute the friends and neighbors of ours who are making a difference in the lives of their friends and neighbors."

Nomination forms for the "Heroes Among Us" program are available online at hawkeyesports.com, the official web site of the Iowa Hawkeyes. Fans can print their nomination form by visiting the men's basketball home page and clicking on the "Heroes Among Us" line under the "Features" heading.

The UI will select one here to be saluted at each Hawkeye home game throughout the remainder of the season. The hero, and the individual who nominated them, will be provided pairs of tickets to the game and a \$10 gift certificate to the Official Iowa Hawk Shop. The hero will also be recognized when they are in attendance.

1,000 POINT CLUB ADDS MEMBERS

Seniors Greg Brunner and Jeff Horner joined Iowa's 1,000 Point Club as juniors a year ago and junior Adam Haluska surpassed 1,000 career points in Iowa's win at Penn State.

Brunner ranks 13th in career scoring with 1,339 points, while Horner is 14th with 1,327. Brunner has ranked second in Big Ten rebounding in each of the past two seasons. He was named second team all-Big Ten last season and earned a gold medal at the World University Games last summer.

Horner is the only Iowa player to score over 1,000 points, grab over 500 rebounds (510) and collect over 500 assists (557). He was honorable mention all-Big Ten last year.

Haluska has 1,084 career points, with 284 of those coming during his freshman season at Iowa State. He has scored 800 points at Iowa. He leads Iowa in scoring (15.1 ppg) and has scored in double figures in 20 of 22 games.

SHARING THE HONORS

Iowa's players have shared the honors. Senior forward Greg Brunner was named the Most Outstanding Player as Iowa opened the season with two wins in the regional rounds of the Guardians Classic. At the Classic finals, where the Hawkeyes defeated Kentucky before losing to Texas in the championship game, junior guard Adam Haluska was named to the all-Tournament team after scoring 23 points vs. the Longhorns.

Senior guard Jeff Horner was named MVP of Iowa's Hawkeye Challenge, while Brunner and Haluska were named to the all-tournament team as well. Horner recorded a scoring and assist (12-10) double-double vs. Fairfield and added 19 points against Valparaiso. Brunner had 23 points and 11 rebounds vs. Fairfield and nine points and 13 rebounds vs. Valparaiso. Haluska, in the two games, totaled 25 points and 11 rebounds.

IOWA EARNS KEY NOVEMBER WINS

Iowa Coach Steve Alford has led five of his Hawkeye teams to key wins over ranked opponents in November. Those victories have included:

- Iowa defeated top-ranked Connecticut 70-68 in the semi-finals of the 1999 Coaches vs. Cancer event in New York's Madison Square Garden in Alford's first game as the Hawkeye head coach. The Huskies were the defending NCAA national champions. The Hawkeyes fell to Stanford in the title game.
- Iowa defeated 12th-ranked Memphis 75-71 in the semi-finals of the 2001 Guardians Classic at Kansas City's Kemper Arena. After losing to fifth-ranked Missouri (77-78) in the finals, the Hawkeyes later that season defeated the Tigers (ranked second at the time) 83-65 in Columbia.
- Iowa defeated 16th-ranked Louisville 70-69 in overtime in the 2003 Wooden Classic in Indianapolis.
- Iowa defeated 11th-ranked Louisville (76-71) and 13th-ranked Texas (82-80) on back-to-back days at the Maui Invitational a year ago. The Hawkeyes fell to North Carolina, the eventual NCAA champion, in the finals.
- After two opening round wins in Iowa City, Iowa defeated seventh-ranked Kentucky 67-63 in the semi-finals of the 2005 Guardians Classic in Kansa City. The Hawkeyes fell to second-ranked Texas in the finals.
- As part of the Big Ten/ACC Challenge, Iowa defeated 21st-ranked North Carolina State 45-42 Nov. 30, 2005 in Carver-Hawkeye Arena, giving the Hawkeyes their second win over a ranked opponent in the first six games of the season.

IOWA VS. RANKED TEAMS

These are Iowa's most recent wins vs. nationally ranked opponents:

At Home: 67-62 over 16th-ranked Ohio State, 1/28/06
73-60 over 11th-ranked Indiana, 1/24/06
63-48 over 6th-ranked Illinois, 1/07/06
45-42 over 21st-ranked NC State, 11/30/05

On the Road: 67-63 over 20th-ranked Tulsa, 12/28/02

Neutral Court: 67-63 over 7th-ranked Kentucky, 11/21/05, in semi-finals of Guardians Classic

IOWA VS. RANKED FOES

Steve Alford has posted a 23-33 record against ranked opponents as Iowa's head coach, including a 5-3 mark in 2005-06. The Hawkeyes defeated seventh-ranked Kentucky (67-63), 21st-ranked North Carolina State (45-42), sixth-ranked Illinois (63-48), 11th-ranked Indiana 73-60 and 16th-ranked Ohio State 67-62. Iowa dropped a 68-59 decision to second-ranked Texas, fell 66-52 at 24th-ranked Wisconsin and was defeated 85-55 at 11th-ranked Michigan State.

Alford's Hawkeye teams are 8-13 when playing teams ranked in the top 10, including wins over top-ranked Connecticut (70-68 in 1999-00), second-ranked Missouri (83-65 in 2001-02), fifth-ranked Ohio State (67-64 in 1999-00), sixth-ranked Illinois (63-48 in 2006), seventh-ranked Kentucky (67-63 in 2005-06), seventh-ranked Illinois (78-62 in 2000-01),

Iowa In Big Ten Stats

Category	All Games		Big Ten	
	Stat	Rank	Stat	Rank
Blocked Shots	5.2	1st	4.6	1st
FG% Defense	.379	1st	.412	3rd
Rebounds per Game	40.1	1st	39.9	1st
Scoring Defense	59.5	3rd	67.1	8th
FT Percentage	.717	4th	.732	3rd
Rebounding Margin	+4.2	4th	+4.5	1st
3-PT FG Defense	.322	4th	.356	5th
Steals	6.6	4th	5.5	10th
Turnover Margin	+0.5	6th	-1.4	9th
Scoring Margin	+7.9	7th	+0.8	6th
Assists	15.1	8th	14.6	4th
Ast./TO Ratio	1.0	9th	1.1	6th
Scoring Offense	67.4	9th	67.9	5th
3-Pt. FG Per Game	5.4	10th	5.4	10th
3-Pt. FG Percentage	.308	11th	.301	10th
FG %	.416	11th	.407	10th

INDIVIDUAL STATISTICS

Category	Player	All Games		Big Ten	
		Stat	Rank	Stat	Rank
Assists	Jeff Horner	6.3	1st	6.3	2nd
Blk. Shots	Erek Hansen	3.0	1st	3.1	1st
	Doug Thomas	0.9	7th	0.5	---
Free Throw %	Adam Haluska	.857	4th	.900	4th
	Jeff Horner	.833	6th	.771	11th
	Greg Brunner	.686	---	.680	15th
Ast/TO Ratio	Jeff Horner	2.5	3rd	2.3	5th
Rebounding	Greg Brunner	10.2	1st	10.8	1st
	Adam Haluska	4.9	20th	4.8	---
	Jeff Horner	12.9	19th	13.4	T17th
Scoring	Adam Haluska	15.1	T10th	16.9	7th
	Greg Brunner	13.8	16th	13.4	T17th
FG Percentage	Erek Hansen	.570	---	.585	1st
	Jeff Horner	2.1	12th	2.5	T6th
3-pt. FG Per Game	Adam Haluska	2.0	14th	2.1	14th

eighth-ranked Illinois (68-61 in 2002-03) and 10th-ranked Michigan State (71-69 in 2005).

The 13 losses to top 10 teams have been three times to No. 1 (Duke, 2001-02 and Illinois twice in 2004-05), once to second-ranked (Texas, 2005-06), once to third-ranked (Illinois, 2000-01), twice to fourth-ranked (Michigan State, 1999-00 and 2000-01), twice to fifth-ranked (Tennessee, 2000-01 and Missouri, 2001-02), once to ninth-ranked (Kentucky, 2000-01) and three times to 10th-ranked (Michigan State, 2000, Illinois, 2002 and Michigan State, 2005).

In the 56 games against ranked teams, Alford and his Iowa team are 10-9 in home games, 10-11 at neutral sites and 3-13 when playing ranked teams in their home arena.

SCORING BY HALVES

Iowa has outscored its opponents 725-589 in the first half and 732-695 in the second half. Iowa has led at halftime in 19 games and the Hawkeyes have outscored their opponent in the second half in 14 games. The second half scoring was even (20-20) vs. NC State. Iowa and its opponents have both scored 25 points in two overtime games, a single overtime loss at Northern Iowa and a triple overtime win vs. Minnesota.

LEADING THE TEAM

Following is the number of times a player had led Iowa in scoring, rebounding, assists and steals. If two or more players tied for the team lead, all have been credited for that game:

Player	Scoring	Rebounding	Assists	Steals
Greg Brunner	6	17	1	
Tony Freeman			2	2
Adam Haluska	12	1	9	
Erek Hansen	1	2		1
Mike Henderson			2	6
Jeff Horner	6		17	7
Carlton Reed				1
Doug Thomas		3		2
Alex Thompson				1

REACHING DOUBLE FIGURES

Following are Iowa's number of double figure games in scoring and rebounding, both for the 2005-06 season and for their career:

	Points		Rebounds	
	'05-06	Career	'05-06	Career
Greg Brunner	15	66	11	33
Seth Gorney	1	1	0	0
Erek Hansen	4	8	0	0
Adam Haluska	20	62	1	1
Mike Henderson	7	10	0	0
Jeff Horner	13	71	0	3
Carlton Reed	0	1	0	0
Doug Thomas	5	7	1	4
Alex Thompson	1	1	0	0

HOME, AWAY COMPARISONS

In its 13 home games, Iowa has outscored its opponents by a 69.9-53.4 margin, shooting 43.4% from the field while holding its opponent to 34.3% shooting. Iowa holds a 42.5-35.1 rebounding advantage.

In nine games away from Carver-Hawkeye Arena (two neutral site games), Iowa has been outscored 63.7-68.3. The Hawkeyes are shooting 39% from the field while opponents are shooting 43% and Iowa is being out-rebounded by a 36.7-37.0 margin.

IOWA'S STATISTICAL COMPARISONS

	All Games	Big Ten	Home Games	Away Games	IA Wins	IA Losses
Record	17-5	6-2	13-0	4-5	17-0	0-5
Pts	67.4	67.9	69.9	63.7	70.2	57.8
Opp. Pts	59.5	67.1	53.4	68.3	55.9	71.6
FG%	.416	.407	.434	.390	.437	.349
FG Def.	.379	.412	.343	.430	.357	.451
3-PT%	.308	.301	.279	.343	.321	.271
3-pt. Def.	.322	.356	.298	.357	.304	.383
FT%	.717	.732	.733	.690	.726	.678
REB	40.1	39.9	42.5	36.7	40.3	39.4
AST	15.1	14.6	16.2	13.6	15.9	12.6
TO	14.7	13.6	15.5	13.6	14.8	14.6
STL	6.6	5.5	7.6	5.2	7.3	4.4
BLK	5.2	4.6	5.7	4.6	5.5	4.2

IOWA FROM THE FREE THROW LINE

Iowa had made over 80% of its free throws in four games and at least 70% of its free throws in 14 of 22 games, with a season-best 83.3% (20-24) in a win over Fairfield. Iowa has posted a 12-2 record when shooting at least 70% from the free throw line. Following is Iowa's won-loss breakdown based on free throw percentage:

Iowa FT%	W-L	Iowa FT%	W-L
50-60%	1-1	80-90%	4-0
60-70%	4-2	90-100%	0-0
70-80%	8-2		

STARTING LINE-UPS

Iowa has used two starting line-ups in 2005-06. Following is Iowa's record by line-up, with the most recent starting unit in bold:

Brunner, Hansen, Haluska, Horner, Henderson	14-4
(UMES, Colgate, KY, TX, UTSA, NC State, Fairfield, Valpo, UNI, SLU, WISC, ILL, PSU, MINN, MSU, IND, OSU, PUR)	
Brunner, Hansen, Haluska, Freeman, Henderson	3-1
(ISU, ASU, Drake, RMU)	

CRUNCH TIME FREE THROWS

Iowa has made 57-78 (75.6%) free throws in the final four minutes and overtime of its 10 games that have been decided by 10 points or less. Iowa's opponents in those games have made 33-45 (73.3%) of their free throw attempts in the final four minutes and overtime periods. Iowa is 8-2 in those games. Following are Iowa's individual attempts:

Erek Hansen	5-5	1.000
Tony Freeman	2-2	1.000
Adam Haluska	10-12	.833
Mike Henderson	8-10	.800
Jeff Horner	17-22	.773
Greg Brunner	16-25	.640
Doug Thomas	1-2	.500
Iowa	59-78	.756
Opponents	33-45	.733

OFF THE BENCH

The Iowa reserves are averaging 13.2 points and 10.6 rebounds per game, compared to 11.9 points and 9.2 rebounds for the opponent reserves.

Iowa is 8-2 when the reserves outscore the opponent's reserves, 8-2 when the opponent reserves score more points and 1-1 when the reserve scoring is even.

Iowa is 11-3 when the Hawkeye reserves have more rebounds than the opponent reserves and 6-2 when the opponent reserves have more rebounds. Following is a game-by-game comparison with opponents:

Opponent	Iowa		Opponent	
	Pts.	Rebs.	Pts.	Rebs.
MD-Eastern Shore	37	26	4	5
Colgate	19	11	8	16
Kentucky (n)	15	10	27	12
Texas (n)	14	9	4	7
TX-San Antonio	25	18	17	12
NC State	3	11	7	7
Fairfield	13	8	8	3
Valparaiso	9	3	12	7
at Northern Iowa	12	8	6	4
at Iowa State	6	12	6	13
Arizona State	13	12	11	11
Drake	19	11	19	8
Robert Morris	21	14	4	3
at Saint Louis	11	7	1	3
at Wisconsin	16	17	21	14
Illinois	6	10	14	8
at Penn State	11	12	16	9
Minnesota	8	5	19	21
at Mich. State	11	12	13	14
Indiana	3	5	14	9
Ohio State	14	9	8	6
at Purdue	5	4	22	10
Totals	291	234	261	202
Average	13.2	10.6	11.9	9.2

IOWA RECORD BY CONFERENCE

During non-conference action Iowa played one team from the Atlantic Coast Conference, Atlantic 10, Metro Atlantic, Mid-Continent, Northeast, Pac-10, Patriot League, Southeastern and Southland, along with two teams from the Big 12 and Missouri Valley and one independent. Following is a breakdown of Iowa's record by conference:

Atlantic Coast	1-0	Missouri Valley	1-1
Atlantic 10	1-0	Northeast	1-0
Big 12	0-2	Pac-10	1-0
Independents	1-0	Patriot League	1-0
Metro Atlantic	1-0	Southeastern	1-0
Mid-Continent	1-0	Southland	1-0

IOWA WINS OWN CHALLENGE

Iowa won its own Hawkeye Challenge in early December with victories over Fairfield (75-59) and Valparaiso (72-59). The Hawkeyes have won their own tournament 23 times in the 24-year history of the event. Greg Brunner, Jeff Horner and Adam Haluska, were named to the all-tournament team, with Horner earning the Most Valuable Player award.

IOWA SECOND IN GUARDIANS CLASSIC

Iowa made its second appearance in the Guardians Classic and was runner-up for the second time in five seasons. This season the Hawkeyes defeated Maryland-Eastern Shore, Colgate and Kentucky before falling to Texas in the title game. Junior Adam Haluska was named to the all-tournament team in Kansas City, while senior Greg Brunner was named the Outstanding Player in the Iowa City regional portion of the event.

IOWA OPPONENTS RANKED

Six teams on Iowa's 2005-06 schedule were in the initial national rankings, including both opponents who reached the semi-finals of the Guardians Classic. Texas was ranked second by the AP and third by the coaches, Michigan State fourth by the AP and fifth by the coaches, Kentucky ninth and 10th, Illinois 17th in both, Indiana 23rd and 22nd and Iowa State 25th and 23rd.

Additionally, five Hawkeye opponents were listed among teams receiving votes, including North Carolina State (ranked 21st at the time of Iowa's win on 11/30/05), Ohio State, Wisconsin, Michigan and Northern Iowa. The Hawkeyes will play 10 games against the six rated opponents and a total of 16 games against opponents who were either ranked or receiving votes in the pre-season rankings.

2006 CAPTAINS

Iowa's captains are seniors Greg Brunner and Jeff Horner. Brunner, a native of Charles City, has started 103-115 games in his career and ranks among Iowa's career leaders in scoring, rebounds and blocked shots. He earned second team all-Big Ten honors in 2005 and placed second in the league in rebounding in each of the past two seasons.

Horner, a Mason City native, has started 110 of 111 games in his career, missing four games in December due to an injury. He has led the team in assists in each of the last three seasons and ranks among Iowa's career leaders in scoring, assists, three-point field goals and steals.

IOWA IN TOURNAMENT PLAY

Iowa has fared well while taking part in regular-season tournaments over the past 24 years. In that time Iowa has won the Great Alaska Shootout (1986-87), the Cal-Irvine Anteater Classic (1986-87), the Maui Classic (1987-88), the San Juan Thanksgiving Shootout (1992-93), the San Juan Christmas Shootout (1997-98), the Big Ten Conference Tournament in 2001 and its own invitational 23 times.

In addition, Iowa was runner-up in the 1985-86 Far West Classic, the 1987-88 All-College Tournament, the 1988-89 Chaminade Classic, the 1991-92 Tampa Tribune Holiday Invitational, the 1994-95 Rainbow Classic, the 1995-96 Great Alaska Shootout, the 1999-00 Coaches vs. Cancer Classic, the 2001-02 Guardians Classic, the 2002 Big Ten Conference Tournament, the 2004 Maui Invitational and the 2005 Guardians Classic.

IOWA IN THE NCAA TOURNAMENT

Iowa made its 21st appearance in the NCAA Tournament in 2005, falling to Cincinnati in the opening round at the RCA Dome in Indianapolis. Iowa earned the bid after posting a 21-win season, including wins over Purdue and 10th-ranked Michigan State in the 2005 Big Ten Tournament.

The Hawkeyes hold an overall record of 27-23 in the tournament, advancing to the Final Four in 1955 (fourth), 1956 (second) and 1980 (fourth). Iowa had advanced to at least the second round in its last 10 tournament appearances before last season. Iowa reached the regional championship in 1987 and lost in the regional semi-final in 1988 and 1999.

ANOTHER STRONG SCHEDULE

Iowa's non-conference schedule saw the Hawkeyes meeting teams from nearly every major conference in the nation. The Hawkeyes participated in the Guardians Classic to begin the season, advancing to the championship game, defeating seventh-ranked Kentucky before falling to second-ranked Texas.

Iowa's non-conference home schedule was highlighted by games vs. Arizona State of the Pac 10 Conference and North Carolina State of the Atlantic Coast Conference. Iowa also hosted Fairfield, Tulane and Valparaiso in the Hawkeye Challenge and Maryland-Eastern Shore, Colgate and Utah Valley State in the first round of the Guardians Classic. Additional non-conference home games were against Drake and Robert Morris. The schedule included non-conference road games at Northern Iowa, Iowa State and Saint Louis.

Iowa's schedule includes 16 games against teams that advanced to post-season play a year ago, including 14 games against teams that were in the NCAA Tournament. That includes two games against Illinois (NCAA), Indiana (NIT), Michigan State (NCAA), Minnesota (NCAA), and Wisconsin (NCAA), single games vs. Arizona State (NIT), Iowa State (NCAA), North Carolina State (NCAA), Northern Iowa (NCAA), Kentucky (NCAA) and Texas (NCAA).

HORNER SURPASSED TRIPLE FIGURES, AGAIN

Senior guard Jeff Horner is the only player in Iowa basketball history to record over 200 points, 100 rebounds and 100 assists in three different seasons. Horner is one of two players to accomplish the feat as a freshman and he is closing in on that feat for the fourth straight season. Following is the list of players who have reached these totals in a single season:

Player, year	Points	Rebounds	Assists
Jeff Horner, 2005	463	148	180
Jeff Horner, 2004	377	155	123
Pierre Pierce, 2004	468	164	107
Jeff Horner, 2003	255	137	140
Pierre Pierce, 2002	248	114	114
Dean Oliver, 1999	357	106	136
Andre Woolridge, 1996	419	103	193
Bill Jones, 1988	442	203	101
Michael Payne, 1985	220	235	102
Bobby Hansen, 1983	476	166	114
Kenny Arnold, 1980	444	114	142
Jeff Horner, 2006	232	70	114

NO THREE-POINTERS

Since the three-point shot became part of the college game, Iowa has played 14 games in which it has failed to make a three-point attempt. Iowa had made at least one three-point basket in 53 straight games before missing all five attempts in a 71-61 home win over Purdue in 2004. The five three-point attempts are the fewest attempted by a Steve Alford team at Iowa. Iowa's current streak includes at least one three-point basket in 75 straight games.

Following is a list of games in which Iowa did not make a three-point basket (11-3 record). During the 1982-83 season, when the three-point shot was first added, the number of three-point attempts in some games is unavailable.

Date	Opponent	3-pt.	Result
1/7/04	Purdue	0-5	W, 71-61
2/13/02	Penn State	0-9	L, 65-71
12/8/92	Northern Iowa	0-5	W, 64-44
12/6/91	Army	0-8	W, 74-39
12/12/88	Jackson State	0-3	W, 86-71
12/19/87	Iowa State	0-7	L, 100-102
2/10/83	Purdue	0-1	W, 55-46
12/29/82	Seton Hall	0	W, 85-63
12/28/82	James Madison	0	W, 55-47
12/18/82	UCLA	0	L, 66-75
12/11/82	Southern Cal	0	W, 66-55
12/8/82	Marquette	0	W, 87-66
12/3/82	Navy	0	W, 76-65
11/27/82	Brigham Young	0	W, 91-80

IOWA ON THE TUBE

Every Iowa game throughout the 2005-06 season will be televised. Iowa will appear on national cable television (ESPN and ESPN2) as many as 11 times. Hawkeye games not selected for national coverage will be televised regionally by ESPN Plus, while several conference games will be televised throughout the Big Ten Conference viewing area as part of the Big Ten regional network agreement with ESPN Plus.

IOWA INFORMATION ON THE WEB

Iowa basketball information is available on the University of Iowa's web site, hawkeyesports.com. Once you have entered the web site, you may obtain game notes, game stories and box scores from all games throughout the season, plus team and individual cumulative stats and a pdf version of Iowa's History and Record book.

Members of the media who wish to have this information forwarded via e-mail throughout the season may do so by contacting the Iowa Sports Information office with your e-mail address.

WEEKLY NEWS CONFERENCES

Following is a list of dates for basketball press conferences with Coach Steve Alford. They are held in the Press Room at Carver-Hawkeye Arena, beginning at 2:30 p.m. Players are available for interviews at approximately 3 p.m., following the sessions with Coach Alford. Daily practice begins at 3:30 p.m. Following are the news conference dates:

February	Mon, 6th	Mon, 13th	Thu, 23rd	Mon, 27th
March	Mon, 6th			

IN-SEASON TELE-CONFERENCES

Following is a list of tele-conference dates with Coach Steve Alford. Each call will begin at 10:30 a.m. CT. Please call a couple of minutes early and identify yourself to the operator. If you are interested in joining any of the tele-conferences, please contact the Iowa Sports Information office for details. Here are the tele-conference dates:

February Fri, 10th Fri, 17th
March Fri, 3rd

Coach Alford will also be available on the Big Ten tele-conference calls, which take place each Monday during the Big Ten season.

HIGHLIGHTS AND SOUND BITES ON SATELLITE

Sound bites with coaches and athletes from Iowa's winter sports teams are available each Wednesday throughout the winter. The video sound bites are available from 3:30-3:45 p.m. CT and include all winter sports, including men's and women's basketball and wrestling. The coordinates are satellite INTELSAT A-5 (C), transponder 15.

The highlights are available on the following dates: Feb. 8, 15, 22; and March 1, 8.

HAWK TALK WITH STEVE ALFORD

Fans of the University of Iowa basketball program may join Iowa Coach Steve Alford and radio announcer Gary Dolphin each week during the season for the "Hawk Talk with Steve Alford" radio call-in show. The show takes place each week at Carlos O'Kelly's Mexican Café in Iowa City from 7-8:30 p.m. and the dates are: Feb. 6, 12, 20 and 27; and March 6, 13 and 20.

BIG TEN TELECONFERENCES

The Big Ten Conference office has scheduled tele-conferences with men's basketball coaches each week during the Big Ten portion of the 2005-06 season. The tele-conferences are held each Monday from 9-11 a.m. CT and are scheduled through March 7. The calls will be available for play-back for 24 hours. Contact the Big Ten office or the Iowa Sports Information office for the tele-conference and play-back phone numbers. Following is the coaches order of appearance:

9:00	Mike Davis, Indiana	10:00	Tom Izzo, Michigan State
9:10	Steve Alford, Iowa	10:10	Bo Ryan, Wisconsin
9:20	Dan Monson, Minnesota	10:20	Tommy Amaker, Michigan
9:30	Bill Carmody, Northwestern	10:30	Thad Matta, Ohio State
9:40	Ed DeChellis, Penn State	10:40	Bruce Weber, Illinois
9:50	Matt Painter, Purdue	10:50	Player of the Week

AFTER THIS

Iowa hits the road for two games next week, playing at Northwestern Wednesday, Feb. 8 (7 p.m.) and at Indiana Saturday, Feb. 11 (11:05 a.m. CT).

Iowa's Career Scoring Leaders

Rank	Player	GP	FG-FGA	FG%	FT-FTA	FT%	Reb	Avg.	Pts.	Avg
1.	Roy Marble (1986-89)	134	787-1459	.539	516-707	.729	668	4.9	2,116	15.8
2.	Acie Earl (1990-93)	116	642-1265	.508	493-725	.680	811	6.9	1,779	15.3
3.	Greg Stokes (1982-85)	120	705-1294	.545	358-554	.646	807	6.7	1,768	14.7
4.	B.J. Armstrong (1986-89)	130	583-1185	.492	403-485	.831	258	1.9	1,705	13.1
5.	Ronnie Lester (1977-80)	99	622-1321	.471	431-557	.774	226	2.3	1,675	16.9
6.	Jess Settles (1994-97, '99)	116	581-1186	.490	336-429	.783	747	6.4	1,611	13.9
7.	Dean Oliver (1998-01)	126	466-1212	.384	468-621	.751	369	2.9	1,561	12.4
8.	Andre Woolridge (1995-97)	97	519-1112	.467	383-510	.751	272	2.8	1,525	15.7
9.	Don Nelson (1960-62)	72	530-1045	.507	462-687	.672	784	10.9	1,522	21.2
10.	Ed Horton (1986-89)	131	560-1086	.516	251-450	.558	876	6.7	1,372	10.5
11.	Bruce King (1975-77)	80	573-1195	.479	215-282	.762	852	10.7	1,361	17.0
12.	James Moses (1989-92)	123	480-1205	.398	274-376	.729	349	2.8	1,343	10.9
13.	Greg Brunner (2003-pr)	115	495-980	.505	310-484	.640	900	7.8	1,339	11.6
14.	Jeff Horner (2003-pr)	111	399-1037	.385	299-367	.815	510	4.6	1,327	12.0
15.	Jeff Moe (1985-88)	131	445-927	.480	227-291	.780	201	1.5	1,248	9.5

Current Hawkeyes Among Iowa's Career Leaders

Several current Hawkeye players rank among Iowa's top 10 in several statistical categories. Following are the categories and the players' current standing:

Three-pt. Field Goals, Season

1.	117	Chris Kingsbury, 1995
2.	92	Luke Recker, 2002
3.	86	Jeff Horner, 2005
4.	74	Kent McCausland, 1998
5.	71	Jeff Moe, 1988
6.	70	Kent McCausland, 1997
7.	65	Jeff Horner, 2004
	65	Dean Oliver, 2001
	65	Chris Kingsbury, 1996
10.	62	B.J. Armstrong, 1988

Three-pt. FG Attempts, Season

1.	297	Chris Kingsbury, 1995
2.	223	Luke Recker, 2002
3.	211	Jeff Horner, 2005
	211	Chris Kingsbury, 1996
5.	179	Dean Oliver, 2001
6.	178	Brody Boyd, 2003
	178	Jeff Moe, 1988
8.	161	Kent McCausland, 1998
9.	159	Brody Boyd, 2004
10.	153	Jeff Horner, 2004

Three-pt. Field Goals, Career

1.	230	Jeff Horner, 2003-pr.
2.	226	Chris Kingsbury, 1994-96
3.	214	Kent McCausland, 1996-99
4.	193	Brody Boyd, 2001-04
5.	161	Dean Oliver, 1998-01
6.	139	Luke Recker, 2001-02
7.	136	B.J. Armstrong, 1986-89
8.	131	Jeff Moe, 1985-88
9.	121	Jim Bartels, 1991-95
10.	113	Jess Settles, 1994-99

Three-pt. Field Goal Attempts, Career

1.	645	Chris Kingsbury, 1994-96
2.	630	Jeff Horner, 2003-pr.
3.	544	Brody Boyd, 2001-04
4.	472	Kent McCausland, 1996-99
5.	465	Dean Oliver, 1998-01
6.	374	James Moses, 1989-92
7.	332	Luke Recker, 2001-02
8.	324	Jim Bartels, 1991-95
9.	321	Jess Settles, 1994-99
10.	314	Jeff Moe, 1985-88

Assists, Season

1.	193	Andre Woolridge (6.0 avg.), 1996
2.	192	Andre Woolridge (6.0 avg.), 1997
3.	191	Cal Wulfsberg (6.6 avg.), 1976
4.	190	Andre Woolridge (5.8 avg.), 1995
5.	180	Jeff Horner (5.5 avg.), 2005
6.	173	B.J. Armstrong (5.4 avg.), 1989
7.	168	Dean Oliver (5.3 avg.), 2001
8.	163	Ronnie Lester (6.0 avg.), 1978
9.	155	B.J. Armstrong (4.6 avg.), 1988
10.	148	B.J. Armstrong (4.2 avg.), 1987
	114	Jeff Horner (6.3 avg.), 2006

Assists, Career

1.	575	Andre Woolridge (5.9 avg.), 1995-97
2.	561	Dean Oliver (4.5 avg.), 1998-01
3.	557	Jeff Horner (5.0 avg.), 2003-pr.
4.	517	B.J. Armstrong (4.0 avg.), 1986-89
5.	480	Ronnie Lester (4.8 avg.), 1977-80
6.	358	Mon'ter Glasper (2.9 avg.), 1993-96
7.	352	Kenny Arnold (3.2 avg.), 1979-82
8.	389	Andre Banks (2.9 avg.), 1983-86
9.	335	Kevin Boyle (2.8 avg.), 1979-82
10.	325	Steve Carfino (2.8 avg.), 1981-84

Single-Season Blocked Shots

1.	121	Acie Earl (4.0 avg.), 1992
2.	106	Acie Earl (3.3 avg.), 1991
3.	88	Acie Earl (2.8 avg.), 1993
4.	83	Erek Hansen (2.6), 2005
5.	79	Greg Stokes (2.5 avg.), 1983
6.	66	Erek Hansen (3.0 avg.), 2006
7.	62	Greg Stokes (1.9 avg.), 1985
8.	58	Greg Stokes (2.1 avg.), 1984
9.	52	Michael Payne (1.7 avg.), 1983
10.	50	Acie Earl (1.8 avg.), 1990

Career Blocked Shots

1.	365	Acie Earl (3.1 avg.), 1990-93
2.	229	Greg Stokes (1.9 avg.), 1982-85
3.	189	Erek Hansen (2.3 avg.), 2004-pr.
4.	124	Ryan Bowen (1.0 avg.), 1995-98
5.	120	Michael Payne (1.0 avg.), 1982-85
6.	93	Greg Brunner (0.9 avg.), 2003-pr.
7.	92	Glen Worley (0.7 avg.), 2001-04
	92	J.R. Koch (0.7 avg.), 1996-99
9.	90	Jared Reiner (0.8 avg.), 2001-04
10.	84	Guy Rucker (0.9 avg.), 1997-99

Career Rebounds

1.	914	Kevin Kunnert (12.7 avg.), 1971-73
2.	900	Greg Brunner (7.8 avg.), 2003-present
3.	877	Ed Horton (6.6 avg.), 1986-89
4.	857	Michael Payne (7.3 avg.), 1982-85
5.	852	Bruce King (10.7 avg.), 1975-77
6.	811	Acie Earl (7.0 avg.), 1990-93
7.	807	Greg Stokes (6.7 avg.), 1982-85
8.	804	Ryan Bowen (6.7 avg.), 1995-98
9.	794	Reggie Evans (11.5 avg.), 2001-02
10.	784	Don Nelson (10.9 avg.), 1960-62

Steals

1.	208	Ryan Bowen (1.7 avg.), 1995-98
2.	205	Dean Oliver (1.6 avg.), 1998-01
3.	200	Kenyon Murray (1.6 avg.), 1993-96
4.	183	Roy Marble (1.4 avg.), 1986-89
5.	182	Steve Carfino (1.6 avg.), 1981-84
6.	178	B.J. Armstrong (1.4 avg.), 1986-89
7.	155	Jim Bartels (1.6 avg.), 1991-95
8.	154	Mon'ter Glasper (1.3 avg.), 1993-96
9.	148	Jeff Horner (1.3 avg.), 2003-present
10.	144	Jess Settles (1.4 avg.), 1994-99

*****44 - - Greg Brunner, F, 6-7, 245, Sr., Charles City, IA (Charles City HS)**

- One of 50 players named as pre-season candidate for the Naismith Trophy
- Ranks second in career rebounds (900), sixth in blocked shots (93) and 13th in scoring (1,339)
- 10 points (8-10 FT's) and seven rebounds in win at Purdue
- Named to all-tournament team in Hawkeye Challenge
- 17 points and game-high nine rebounds in win over Ohio State
- 17 points and eight rebounds in win over Indiana
- 17 points and 11 rebounds at Michigan State for ninth double-double of the year
- Carver-Hawkeye Arena record with career-high 23 rebounds in win over Minnesota while also adding 17 points
- 13 points and six rebounds in win at Penn State
- Eight points and game-high 12 rebounds in win over Illinois
- Eight points, 10 rebounds and three assists at Wisconsin
- Six points and eight rebounds in win at Saint Louis
- 15 points and team-high 10 rebounds vs. Robert Morris
- Team-highs with 17 points and 12 rebounds in win over Drake
- 12 points and 15 rebounds in win over Arizona State
- 11 points and 12 rebounds at Iowa State
- 26 points and 10 rebounds at Northern Iowa
- Nine points and team-high 13 rebounds in win over Valparaiso
- Team-highs with 23 points and 11 rebounds vs. Fairfield
- Nine points and six rebounds in win over North Carolina State
- 14 points and six rebounds in win over Texas-San Antonio
- Six points and game-high eight rebounds vs. Texas
- 17 points and 12 rebounds in win over Kentucky
- Named Guardians Classic Iowa City Regional MVP
- Team-highs of 16 points and eight rebounds vs. Colgate
- 16 points and seven rebounds in win over MD-Eastern Shore
- One of 12 members of USA's 2005 World University Games team that won gold medal with perfect 8-0 record



Career Bests

Points:	28 vs. Northwestern, 1/26/05
Rebounds:	23 vs. Minnesota, 1/18/06
FGM:	12 at Wisconsin, 2/9/05
FGA:	22 at Northern Iowa, 12/06/05
FTM:	9 at Michigan, 3/5/05
FTA:	15 at Michigan, 3/5/05
Assists:	5, twice, last vs. W. Carolina, 12/18/04
Steals:	3, four times, last at Minnesota, 2/23/05
Blocks:	4 vs. Michigan, 3/12/04
Minutes:	50 vs. Minnesota, 1/18/06

Brunner, Game-by-Game

Opp.	S	FG	3-PT	FT	O-D-RE	PF	TP	A	T	B	S	M
MD-E. Shore	Y	6-11	0-1	4-5	1-6-7	0	16	2	2	1	1	25
Colgate	Y	6-10	1-2	3-4	5-3-8	3	16	2	2	1	1	32
Kentucky	Y	6-12	1-2	4-7	4-8-12	4	17	2	4	1	1	33
Texas	Y	2-10	0-1	2-5	4-4-8	3	6	1	2	0	0	29
TX-San Ant.	Y	3-5	0-0	8-10	2-4-6	3	14	3	2	0	1	25
NC State	Y	4-14	1-2	0-0	3-3-6	3	9	3	2	0	2	30
Fairfield	Y	8-8	0-0	7-8	1-10-11	1	23	2	2	2	0	32
Valpo	Y	3-11	1-2	2-2	3-10-13	1	9	1	6	0	0	33
at No. Iowa	Y	10-22	3-5	3-4	3-7-10	2	26	2	1	0	0	39
at IA State	Y	2-8	0-0	7-8	3-9-12	4	11	1	2	0	2	32
AZ State	Y	5-10	0-1	2-7	2-13-15	2	12	2	3	0	0	31
Drake	Y	6-13	1-2	4-7	5-7-12	2	17	0	4	0	1	33
Rob. Morris	Y	6-10	0-1	3-4	5-5-10	2	15	2	1	1	0	28
at St. Louis	Y	3-9	0-1	0-0	3-5-8	2	6	2	4	0	1	31
at Wisconsin	Y	2-8	0-0	4-6	10	3	8	3	1	0	0	28
Illinois	Y	3-11	0-0	2-4	4-8-12	4	8	1	1	0	1	31
at Penn State	Y	4-7	0-0	5-7	1-5-6	3	13	1	2	0	0	24
Minnesota	Y	6-17	0-4	5-9	7-16-23	2	17	2	5	1	1	50
at Mich. St.	Y	6-13	0-1	5-7	5-6-11	3	17	2	3	1	2	30
Indiana	Y	8-11	1-1	0-1	2-6-8	2	17	2	3	0	2	38
Ohio State	Y	6-15	0-1	5-6	2-7-9	3	17	3	1	1	0	32
at Purdue	Y	1-6	0-1	8-10	3-4-7	3	10	0	2	0	2	32
Michigan												
at N'western												
at Indiana												
Mich. St.												
at Minn.												
at Illinois												
Penn State												
Wisconsin												

Career Statistics

YEAR	G/GS	FG-A	PCT	3-PT	PCT	FTA	PCT	O-D-RB	AVG	PF-DI	AS	TO	BK	ST	PTS	AVG
Fresh.	31/23	91-173	.526	7-32	.219	45-77	.584	55-107-162	5.2	78-2	46	52	20	23	234	7.5
Soph.	29/26	123-224	.549	6-17	.353	64-115	.557	80-159-239	8.2	81-3	44	54	32	20	316	10.9
Jun.	33/32	175-342	.512	17-48	.354	118-171	.690	90-185-275	8.3	100-5	62	80	32	38	485	14.7
Sen.	22/22	106-241	.440	9-28	.321	83-121	.686	72-152-224	10.2	55-0	39	55	9	18	304	13.8
Career	115/103	495-980	.505	39-125	.321	310-484	.640	297-603-900	7.8	314-10	191	241	93	99	1,339	11.6

11 - - Tony Freeman, G, 6-1, 185, Fr., Maywood, IL (St. Joseph's HS)

- Missed first career game against Ohio State due to injury
- Three points and two rebounds at Michigan State
- Three points in win at Penn State
- Three points, two rebounds and two assists at Wisconsin
- Seven points, four rebounds, four assists and two steals in win over Robert Morris
- Six points in win over Drake
- Six points and career-high seven assists in win over Arizona State
- Eight points and three steals in first career start at Iowa State
- Eight points and three rebounds at Northern Iowa
- Five points in win over Valparaiso
- Eight points in win over Fairfield
- Four assists and three rebounds in win over Texas-San Antonio
- Three assists vs. Texas
- Five points and two rebounds in win over Kentucky
- Seven points, five rebounds, six assists and three steals in win over Maryland-Eastern Shore



Freeman, Game-by-Game

Opp.	S	FG	3-PT	FT	O-D-RE	PF	TP	A	T	B	S	M
MD-E. Shore	N	3-8	1-3	0-1	2-3-5	0	7	6	1	0	3	22
Colgate	N	0-2	0-1	0-0	0-1-1	1	0	1	0	0	0	16
Kentucky	N	2-4	1-2	0-0	0-2-2	2	5	1	1	0	1	16
Texas	N	0-3	0-3	0-0	0-1-1	2-0	0	3	0	0	0	14
TX-San Ant.	N	0-2	0-1	1-2	3-0-3	1	1	4	2	0	0	22
NC State	N	0-3	0-1	0-0	1-1-2	1	0	0	2	0	0	11
Fairfield	N	3-5	2-4	0-0	0-1-1	2	8	2	4	0	0	22
Valpo	N	2-5	1-2	0-0	0-0-0	1	5	0	2	0	0	14
at No. Iowa	N	3-6	2-5	0-0	0-3-3	2	8	1	1	0	0	26
at IA State	Y	3-8	2-6	0-0	0-1-1	5	8	2	5	0	3	30
AZ State	Y	2-7	0-4	2-4	0-1-1	1	6	7	4	0	0	25
Drake	Y	2-5	2-4	0-0	0-1-1	1	6	2	2	0	0	21
Rob. Morris	Y	3-4	1-2	0-0	0-2-2	2	7	4	6	0	2	29
at St. Louis	N	0-3	0-2	2-2	0-1-1	0	2	0	0	0	0	17
at Wisconsin	N	1-3	1-3	0-0	0-2-2	1	3	2	0	0	0	14
Illinois	N	0-3	0-2	0-0	0-1-1	1	0	0	2	0	0	16
at Penn State	N	1-4	0-3	1-2	0-1-1	1	3	0	0	0	0	17
Minnesota	N	1-3	0-2	0-0	0-1-1	1	2	0	1	0	1	11
at Mich. St.	N	1-4	1-2	0-0	0-2-2	4	3	1	3	0	1	21
Indiana	N	0-3	0-1	0-0	0-0-0	0	0	0	2	0	0	7
Ohio State					INJ							
at Purdue	N	0-1	0-1	0-0	0-0-0	1	0	1	0	0	1	13
Michigan												
at N'western												
at Indiana												
Mich. St.												
at Minn.												
at Illinois												
Penn State												
Wisconsin												

Career Bests


- Points:** 8, three times, last at Iowa State, 12/9/05
Rebounds: 5 vs. Maryland-Eastern Shore, 11/14/05
FGM: 3, five times, last vs. Robert Morris, 12/22/05
FGA: 8, twice, last at Iowa State, 12/9/05
FTM: 2, three times, last at Saint Louis, 12/30/05
FTA: 4, twice, last vs. Drake, 12/20/05
Assists: 7 vs. Arizona State, 12/17/05
Steals: 3, twice, last at Iowa State, 12/9/05
Blocks:
Minutes: 30 at Iowa State, 12/9/05

Career Statistics

YEAR	G/GS	FG-A	PCT	3-PT	PCT	FTA	PCT	O-D-RB	AVG	PF-DI	AS	TO	BK	ST	PTS	AVG
Fresh.	21/4	27-86	.314	14-54	.259	6-11	.545	6-25-31	1.5	30-1	37	38	0	12	74	3.5

***53 - - Seth Gorney, C, 7-0, 245, So., Vandalia, OH (Butler HS)**

- Two points and career-high six rebounds at Michigan State
- One point, one rebound, one assist and one blocked shot at Wisconsin
- One assist in win at Saint Louis
- Four points in win over Texas-San Antonio
- 10 points (5-5 FGs) and five rebounds in win over Maryland-Eastern Shore
- Seven points and five rebounds in exhibition win vs. Brock University
- Saw action in 21 games in 2005, with no starts



Gorney, Game-by-Game

Opp.	S	FG	3-PT	FT	O-D-RE	PF	TP	A	T	B	S	M
MD-E. Shore	N	5-5	0-0	0-0	1-4-5	1	10	0	0	1	0	11
Colgate	N	2-3	0-0	0-0	1-0-1	0	4	0	0	0	0	5
Kentucky	N	0-1	0-0	0-0	0-0-0	1	0	0	0	0	0	3
Texas					DNP							
TX-San Ant.	N	2-2	0-0	0-0	0-1-1	0	4	0	0	0	1	9
NC State	N	0-0	0-0	0-0	0-2-2	0	0	0	1	0	0	3
Fairfield					DNP							
Valpo					DNP							
at No. Iowa					DNP							
at IA State	N	0-0	0-0	0-0	0-1-1	1	0	0	0	0	0	2
AZ State	N	0-0	0-0	0-0	0-0-0	0	0	0	0	0	0	6
Drake					DNP							
Rob. Morris	N	0-1	0-0	0-0	0-0-00	0	0	0	0	0	0	2
at St. Louis	N	0-0	0-0	0-0	0-0-0	1	0	1	0	0	0	4
at Wisconsin	N	0-0	0-0	1-2	1-0-1	1	1	0	1	1	0	6
Illinois	N	0-0	0-0	0-0	0-0-0	0	0	0	0	0	0	0+
at Penn State	N	0-0	0-0	0-0	0-0-0	2	0	0	0	0	0	2
Minnesota					DNP							
at Mich. St.	N	1-4	0-0	0-0	1-5-6	2	2	1	2	0	0	11
Indiana					DNP							
Ohio State	N	0-1	0-0	0-0	0-1-1	1	0	0	0	0	0	3
at Purdue	N	0-0	0-0	0-0	0-0-0	0	0	0	0	0	0	1
Michigan												
at N ^w estern												
at Indiana												
Mich. St.												
at Minn.												
at Illinois												
Penn State												
Wisconsin												

Career Bests

Points: 10 vs. Maryland-Eastern Shore, 11/14/05
Rebounds: 6 at Michigan State, 1/21/06
FGM: 5 vs. Maryland-Eastern Shore, 11/14/05
FGA: 5 vs. Maryland-Eastern Shore, 11/14/05
FTM: 1 vs. Centenary, 12/3/04; at Wisconsin, 1/5/06
FTA: 2 vs. Centenary, 12/3/04; at Wisconsin, 1/5/06
Assists: 1, five times, last at Michigan State, 1/21/06
Steals: 1, six times, last vs. Texas-San Antonio, 11/26/05
Blocks: 1 three times, last at Wisconsin, 1/5/06
Minutes: 12 at Penn State, 2/26/05

Career Statistics

YEAR	G/GS	FG-A	PCT	3-PT	PCT	FTA	PCT	O-D-RB	AVG	PF-DI	AS	TO	BK	ST	PTS	AVG
Fresh.	21/0	5-7	.714	0-0	.000	4-7	.571	8-14-22	1.0	15-0	3	5	1	5	14	0.7
Soph.	15/0	10-17	.588	0-0	.000	1-2	.500	4-14-18	1.2	10-0	2	4	2	1	21	1.4
Career	36/0	15-24	.625	0-0	.000	5-9	.556	12-28-40	1.1	25-0	5	9	3	6	35	1.0

***1 - - Adam Haluska, G, 6-5, 210, Jr., Carroll, IA (Carroll HS)**

- Co-Big Ten Player of the Week for his play in wins over Indiana and Ohio State
- Named to all-tournament team in Hawkeye Challenge and Guardians Classic
- Career point total stands at 1,084, including 800 while at Iowa
- 11 points, six rebounds and four assists in win at Purdue
- Game-high 18 points and seven rebounds in win over Ohio State
- Game-highs with 20 points (9-9 FT's) and 10 rebounds in win over Indiana for first double-double at Iowa
- Game-high 19 points and three rebounds at Michigan State
- 12 points and four rebounds in win over Minnesota
- Career-high 29 points and three rebounds in win at Penn State
- 15 points (9-10 FTs) and three rebounds in win over Illinois
- 11 points at Wisconsin
- 17 points (6-10 FGs) and 5 rebounds in win at Saint Louis
- Team-high 18 points (4-7 treys) nine rebounds and four assists in win over Robert Morris
- 11 points, six assists and three steals vs. Drake
- Team-high 17 points and five rebounds in win over Ariz. State
- 16 points, four rebounds and four assists at Iowa State
- 14 points and six rebounds in win over Valparaiso
- 11 points, five rebounds and four assists in win over Fairfield
- Team-high 18 points and six rebounds in win over NC State
- 15 points and seven rebounds in win over Texas-San Antonio
- Team-high 23 points and seven rebounds vs. Texas
- Nine points and four rebounds in win over Kentucky
- 14 points, three rebounds and four assist in win over Colgate
- 12 points and four rebounds in win over MD-Eastern Shore



Career Bests

Points: 29 at Penn State, 1/14/06
Rebounds: 11 vs. Arkansas-Pine Bluff, 12/8/02
FGM: 10 at Penn State, 2/26/05
FGA: 23 vs. Texas, 11/22/05
FTM: 11 vs. North Carolina, 11/24/04
FTA: 13 vs. North Carolina, 11/24/04
Assists: 6 vs. Drake, 12/20/05
Steals: 4 vs. Northwestern, 2/15/05
Blocks: 2, three times, last at Minnesota, 2/23/05
Minutes: 51 vs. Minnesota, 1/18/06

Haluska, Game-by-Game

Opp.	S	FG	3-PT	FT	O-D-RE	PF	TP	A	T	B	S	M
MD-E. Shore	Y	3-9	2-5	4-4	1-3-4	1	12	4	1	0	3	26
Colgate	Y	5-12	2-7	2-3	0-3-3	1	14	4	2	0	2	33
Kentucky	Y	2-9	1-5	4-5	1-3-4	1	9	2	0	0	0	34
Texas	Y	9-23	4-12	1-2	2-5-7	3	23	1	1	0	0	39
TX-San Ant.	Y	6-10	1-2	2-3	0-7-7	1	15	1	1	0	1	27
NC State	Y	7-17	0-4	4-5	2-4-6	2	18	1	2	0	3	32
Fairfield	Y	4-9	1-5	2-2	0-5-5	0	11	4	3	0	0	31
Valpo	Y	5-11	2-3	2-2	2-4-6	0	14	0	1	0	1	36
at No. Iowa	Y	1-7	1-4	0-0	0-2-2	2	3	3	3	1	3	42
at IA State	Y	4-13	0-4	8-10	1-3-4	1	16	4	3	0	1	38
AZ State	Y	4-8	3-6	6-6	1-4-5	0	17	3	0	0	2	37
Drake	Y	4-12	3-11	0-0	0-3-3	3	11	6	2	1	3	36
Rob. Morris	Y	7-14	4-7	0-0	2-7-9	1	18	4	0	1	0	33
at St. Louis	Y	6-10	4-6	1-2	1-4-5	2	17	2	1	0	0	30
at Wisconsin	Y	3-11	1-7	4-4	0-2-2	5	11	1	3	0	1	27
Illinois	Y	2-7	2-3	9-10	0-3-3	1	15	1	3	0	1	35
at Penn State	Y	9-17	6-10	5-6	0-3-3	2	29	2	2	0	1	37
Minnesota	Y	5-12	0-5	2-2	0-4-4	3	12	2	3	0	1	51
at Mich. St.	Y	7-15	3-8	2-2	1-2-3	0	19	2	3	0	0	32
Indiana	Y	5-9	1-4	9-9	1-9-10	1	20	1	2	0	0	38
Ohio State	Y	6-13	2-5	4-5	1-6-7	0	18	2	3	0	0	37
at Purdue	Y	4-9	2-6	1-2	0-6-6	1	11	4	2	0	0	34
Michigan												
at N'western												
at Indiana												
Mich. St.												
at Minn.												
at Illinois												
Penn State												
Wisconsin												

Career Statistics

YEAR	G/GS	FG-A	PCT	3-PT	PCT	FTA	PCT	O-D-RB	AVG	PF-DI	AS	TO	BK	ST	PTS	AVG
Fresh.	31/31	103-259	.398	40-119	.336	38-50	.760	21-91-112	3.6	83-2	30	39	13	23	284	9.2
Soph.	33/33	152-318	.478	58-149	.389	105-130	.808	25-106-131	4.0	75-3	52	46	9	35	467	14.2
Jun.	22/22	108-257	.420	45-129	.349	72-84	.857	16-92-108	4.9	31-1	54	41	3	23	333	15.1
Career	86/86	363-834	.435	143-397	.360	215-264	.814	62-289-351	4.1	189-6	136	126	25	81	1,084	12.6

****34 - - Ereik Hansen, C, 6-11, 220, Sr., Bedford, TX (Kirkwood, IA CC)**

- Ranks third in career blocked shots with 189
- Eight points and two rebounds in win over Ohio State
- 11 points, three rebounds, six blocks and two steals in win over Indiana
- Career-high 20 points, six rebounds and five blocks in win over Minnesota
- Seven points, six rebounds and six blocks in win at Penn State
- Eight points (4-5 FGs) and four rebounds in win over Illinois
- Four points, five rebounds and three blocked shots at Wisconsin
- Six points (3-3 FGs) and four rebounds in win at Saint Louis
- Five rebounds and four blocks in win over Robert Morris
- Three blocks in win over Drake
- Four points and three blocks in win over Arizona State
- 14 points, seven rebounds and four blocks at Iowa State
- Eight points and four blocked shots at Northern Iowa
- Six points, five rebounds and three blocks vs. Valparaiso
- Eight points, six rebounds and matched a career-high with seven blocks in win over Fairfield
- Eight rebounds and three blocks in win over NC State
- Eight points and four rebounds in win over Texas-San Antonio
- Five points and five rebounds vs. Texas
- Six points and five blocks in win over Kentucky
- 11 points and game-high eight rebounds in win over Colgate
- Five points and two blocks vs. MD-Eastern Shore
- 83 blocked shots in 2005 ranks fourth best for a single season
- Led Big Ten in blocked shots (2.6) for all games and ranked third in conference games only (1.9)



Career Bests

Points: 20 vs. Minnesota, 1/18/06
Rebounds: 8, twice, last vs. North Carolina State, 11/30/05
FGM: 7 vs. Minnesota, 1/18/06
FGA: 12 vs. Minnesota, 1/18/06
FTM: 6 vs. Minnesota, 1/18/06
FTA: 6 vs. Minnesota, 1/18/06
Assists: 2, six times, last vs. Wisconsin, 2/9/05
Steals: 2, twice, last vs. Indiana, 1/24/06
Blocks: 7, three times, last vs. Fairfield, 12/2/05
Minutes: 38 vs. Minnesota, 1/18/06

Hansen, Game-by-Game

Opp.	S	FG	3-PT	FT	O-D-RE	PF	TP	A	T	B	S	M
MD-E. Shore	Y	2-3	0-0	1-2	0-2-2	3	5	0	2	2	1	13
Colgate	Y	4-5	0-0	3-3	2-6-8	2	11	1	1	1	0	20
Kentucky	Y	3-5	0-0	0-0	2-1-3	3	6	0	2	5	0	15
Texas	Y	2-4	0-0	1-2	2-3-5	4	5	1	3	1	1	23
TX-San Ant.	Y	3-9	0-0	2-3	4-0-4	1	8	1	1	1	1	20
NC State	Y	1-2	0-0	0-0	3-5-8	4	2	0	1	3	2	23
Fairfield	Y	3-4	0-0	2-2	1-5-6	2	8	1	1	7	1	22
Valpo	Y	3-7	0-0	0-0	2-3-5	4	6	0	0	3	0	25
at No. Iowa	Y	4-8	0-0	0-0	0-1-1	2	8	0	2	4	0	21
at IA State	Y	6-7	0-0	2-5	4-3-7	2	14	0	1	4	0	22
AZ State	Y	2-3	0-0	0-0	0-0-0	3	4	0	0	3	1	17
Drake	Y	0-1	0-0	0-0	0-0-0	2	0	0	0	3	0	15
Rob. Morris	Y	1-5	0-0	2-3	3-2-5	2	4	0	2	4	0	15
at St. Louis	Y	3-3	0-0	0-1	1-3-4	4	6	1	1	0	1	22
at Wisconsin	Y	2-5	0-0	0-0	1-4-5	2	4	0	1	3	0	11
Illinois	Y	4-5	0-0	0-1	0-4-4	2	8	0	1	2	0	21
at Penn State	Y	3-5	0-0	1-1	2-4-6	4	7	0	2	6	0	21
Minnesota	Y	7-12	0-0	6-6	4-2-6	4	20	0	1	5	1	38
at Mich. St.	Y	0-2	0-0	0-0	1-1-2	3	0	0	1	2	1	8
Indiana	Y	4-5	0-0	3-4	0-3-3	3	11	0	2	6	2	26
Ohio State	Y	3-4	0-0	2-2	0-2-2	2	8	0	0	0	0	14
at Purdue	Y	1-3	0-0	0-0	0-1-1	1	2	0	0	1	0	23
Michigan												
at N'western												
at Indiana												
Mich. St.												
at Minn.												
at Illinois												
Penn State												
Wisconsin												

Career Statistics

YEAR	G/GS	FG-A	PCT	3-PT	PCT	FTA	PCT	O-D-RB	AVG	PF-DI	AS	TO	BK	ST	PTS	AVG
Soph.	22/0	22-53	.415	0-0	.000	2-8	.250	18-28-46	2.1	43-1	7	16	40	2	46	2.1
Jun.	32/28	56-127	.441	3-6	.500	39-54	.722	40-45-85	2.7	107-6	18	36	83	14	154	4.8
Sen.	22/22	61-107	.570	0-0	.000	25-35	.714	32-55-87	4.0	59-0	5	28	66	12	147	6.7
Career	76/51	139-287	.484	3-6	.500	66-97	.680	90-128-218	2.9	209-7	30	80	189	28	347	4.6

****35 - - Mike Henderson, G, 6-2, 190, Jr., Waterloo, IA (East HS)**

- Matched career-high with 17 points, along with three rebounds and three steals, in win at Purdue
- Eight points, five rebounds and five assists in win over Ohio State
- Nine points, five rebounds and three steals in win over Indiana
- Nine points and seven rebounds in win over Minnesota
- Three points and four assists in win at Penn State
- 10 points and tied a career-high with eight rebounds in win over Illinois
- Eight points, career-high six assists, four rebounds and four steals in win over Robert Morris
- 12 points, career-high eight rebounds and four assists in win over Drake
- 10 points, five rebounds and three assists in win over Arizona State
- Five points and five rebounds at Iowa State
- 15 points, six rebounds and matched career high with five assists in win over Valparaiso
- Eight points and three rebounds in win over Fairfield
- Two points and three rebounds in win over North Carolina State
- Matched career-high with seven rebounds vs. Texas
- 15 points, seven rebounds and four steals in win over Kentucky
- Nine points and four rebounds in win over Colgate
- 10 points, four rebounds and three assists in win over Maryland-Eastern Shore



Henderson, Game-by-Game

Opp.	S	FG	3-PT	FT	O-D-RE	PF	TP	A	T	B	S	M
MD-E. Shore	Y	2-6	0-0	6-7	2-2-4	1	10	3	1	0	2	22
Colgate	Y	4-7	1-1	0-1	2-2-4	1	9	1	2	0	2	25
Kentucky	Y	4-9	0-0	7-9	2-5-7	2	15	0	1	0	4	31
Texas	Y	0-2	0-0	2-2	4-3-7	1	2	0	3	0	1	27
TX-San Ant.	Y	1-2	0-0	2-2	1-0-1	0	4	1	2	0	1	16
NC State	Y	0-2	0-0	2-2	1-2-3	0	2	0	4	0	2	30
Fairfield	Y	3-5	0-0	2-4	1-2-3	1	8	0	3	1	0	23
Valpo	Y	5-6	1-2	4-5	2-4-6	3	15	5	1	0	0	26
at No. Iowa	Y	1-3	0-2	2-2	1-2-3	3	4	2	1	0	1	17
at IA State	Y	1-6	0-2	3-4	0-5-5	1	5	0	5	1	1	31
AZ State	Y	3-10	1-4	3-4	1-4-5	0	10	3	4	0	0	31
Drake	Y	4-6	0-0	4-4	2-6-8	3	12	4	3	0	1	37
Rob. Morris	Y	4-11	0-0	0-0	2-2-4	3	8	6	1	0	4	33
at St. Louis	Y	1-2	1-1	0-0	0-3-3	0	3	0	2	0	0	22
at Wisconsin	Y	1-1	0-0	0-0	0-2-2	0	2	1	1	0	0	26
Illinois	Y	3-7	0-0	4-4	3-5-8	1	10	2	4	0	0	30
at Penn State	Y	1-4	1-3	0-2	0-1-1	1	3	4	1	0	1	24
Minnesota	Y	2-5	0-1	5-6	3-4-7	1	9	2	2	0	1	50
at Mich. St.	Y	1-4	0-0	0-1	1-2-3	1	2	1	1	0	0	19
Indiana	Y	3-5	0-0	3-5	1-4-5	1	9	2	2	1	3	33
Ohio State	Y	4-7	0-0	0-0	2-3-5	1	8	5	2	0	0	31
at Purdue	Y	7-10	1-2	2-4	2-1-3	2	17	2	3	0	3	32
Michigan												
at N'western												
at Indiana												
Mich. St.												
at Minn.												
at Illinois												
Penn State												
Wisconsin												

Career Bests


Points: 17, twice, last at Purdue, 2/1/06
Rebounds: 8, twice, last vs. Illinois, 1/7/06
FGM: 7 at Purdue, 2/1/06
FGA: 11 vs. Robert Morris, 12/22/05
FTM: 7 vs. Kentucky, 11/21/05
FTA: 9 vs. Kentucky, 11/21/05
Assists: 6 vs. Robert Morris, 12/22/05
Steals: 5 at Michigan, 3/5/05
Blocks: 1, twice, last vs. Fairfield, 12/2/05
Minutes: 50 vs. Minnesota, 1/18/06

Career Statistics

YEAR	G/GS	FG-A	PCT	3-PT	PCT	FTA	PCT	O-D-RB	AVG	PF-DI	AS	TO	BK	ST	PTS	AVG
Fresh.	10/0	11-29	.379	0-1	.000	10-19	.526	4-14-18	1.8	11-0	13	8	0	6	32	3.2
Soph.	33/14	59-144	.410	5-16	.313	40-61	.656	17-53-70	2.1	55-1	39	59	3	26	163	4.9
Jun.	22/22	55-120	.458	6-18	.333	51-68	.750	32-64-96	4.4	25-0	44	50	3	26	167	7.6
Career	65/36	125-293	.427	11-35	.314	101-148	.682	53-131-184	2.8	91-1	96	117	6	58	362	5.6

*****2 - - Jeff Horner, G, 6-3, 185, Sr., Mason City, IA (Mason City HS)**

- Missed four games in December due to injury, ending streak of 102 consecutive games played
- One of 16 finalists for the 2006 Bob Cousy Award
- Named Hawkeye Challenge MVP
- One of 50 players named as pre-season candidate for Naismith Trophy
- Named to pre-season Watch List for the John R. Wooden all-America team and Player of the Year award
- Career three-point leader (230), 2nd in three-point attempts (630), 3rd in assists (557) and 14th in career points (1,327) and also has 510 career rebounds
- Career-high 32 points (7-10 treys), four rebounds, four assists and three steals in win at Purdue
- Two points, six rebounds and five assists in win over Ohio State
- 13 points, three rebounds and eight assists in win over Indiana
- 10 points, five rebounds and 10 assists in win over Minnesota
- 17 points, four rebounds and nine assists in win at Penn State
- Game-high 16 points, six rebounds and six assists vs. Illinois
- 11 points and three assists at Wisconsin
- 17 points and six assists in win over Saint Louis in first game since Dec. 6
- 10 points at Northern Iowa before leaving with injury
- Team-high 19 points and six assists in win over Valparaiso
- 12 points, 8 rebounds, 10 assists and two steals vs. Fairfield
- 11 points, four rebounds and six assists in win over NC State
- 13 points and four assists in win over Texas-San Antonio
- Nine points and seven assists vs. Texas
- Five points and eight assists in win over Kentucky
- 13 points, six rebounds and eight assists in win over Colgate
- 16 points and seven assists in win over MD-Eastern Shore
- One of 14 players to participate in 2005 World University Games Trials



Career Best

Points: 32 at Purdue, 2/1/06
Rebounds: 11 vs. Illinois, 1/15/03
FGM: 10 at Purdue, 2/1/06
FGA: 19 at Wisconsin, 2/9/05
FTM: 10 at Minnesota, 1/13/04
FTA: 11 twice, last at Minnesota, 1/13/04
Assists: 11 vs. UNC Greensboro, 12/4/04
Steals: 7 vs. Western Illinois, 11/19/04
Blocks: 2 vs. Michigan State, 3/11/05
Minutes: 51 vs. Minnesota, 1/18/06

Horner, Game-by-Game

Opp.	S	FG	3-PT	FT	O-D-RE	PF	TP	A	T	B	S	M
MD-E. Shore	Y	7-11	2-4	0-0	1-1-2	1	16	7	3	1	3	28
Colgate	Y	4-12	3-7	2-2	3-3-6	1	13	8	5	0	2	33
Kentucky	Y	1-10	1-6	2-2	0-1-1	2	5	8	2	0	0	36
Texas	Y	2-12	1-8	4-4	1-2-3	4	9	7	0	0	0	28
TX-San Ant.	Y	4-10	1-4	4-4	2-1-3	2	13	4	1	1	1	26
NC State	Y	4-11	1-4	2-2	0-4-4	1	11	6	5	0	2	38
Fairfield	Y	3-10	2-7	4-4	2-6-8	1	12	10	2	1	2	34
Valpo	Y	4-13	2-7	9-12	1-2-3	2	19	6	2	0	2	39
at No. Iowa	Y	3-5	2-4	2-2	0-3-3	0	10	2	2	0	2	35
at IA State					INJ							
AZ State					INJ							
Drake					INJ							
Rob. Morris					INJ							
at St. Louis	Y	5-13	3-6	4-5	0-2-2	2	17	6	2	0	2	36
at Wisconsin	Y	4-12	3-7	0-0	1-2-3	2	11	3	3	0	1	37
Illinois	Y	4-14	1-6	7-8	3-3-6	0	16	6	3	0	3	36
at Penn State	Y	5-11	4-10	3-4	1-3-4	1	17	9	3	0	0	39
Minnesota	Y	3-13	1-8	3-6	0-5-5	3	10	10	2	0	0	51
at Mich. St.	Y	2-7	2-6	0-0	2-2-4	2	6	5	3	0	0	27
Indiana	Y	2-10	2-9	7-9	0-3-3	2	13	8	3	0	0	38
Ohio State	Y	0-8	0-5	2-2	1-5-6	0	2	5	2	0	0	37
at Purdue	Y	10-15	7-10	5-6	0-4-4	0	32	4	3	0	3	39
Michigan												
at N'western												
at Indiana												
Mich. St.												
at Minn.												
at Illinois												
Penn State												
Wisconsin												

Career Statistics

YEAR	G/GS	FG-A	PCT	3-PT	PCT	FTA	PCT	O-D-RB	AVG	PF-DI	AS	TO	BK	ST	PTS	AVG
Fresh.	31/31	79-238	.332	41-148	.277	56-73	.767	22-115-137	4.4	64-0	140	77	5	40	255	8.2
Soph.	29/29	107-243	.440	65-153	.425	98-114	.860	16-139-155	5.3	58-1	123	75	3	38	377	13.0
Jun.	33/32	146-359	.407	86-211	.408	85-108	.787	23-125-148	4.5	59-0	180	84	6	47	463	14.0
Sen.	18/18	67-197	.340	38-118	.322	60-72	.833	18-52-70	3.9	26-0	114	46	3	23	232	12.9
Career	111/110	399-1,037	.385	230-630	.365	299-367	.815	79-431-510	4.6	207-1	557	282	17	148	1,327	12.0

20 - - Ryan Kennedy, F, 6-7, 210, Jr., Des Moines, IA (Roosevelt HS)

- Joined team as a walk-on in 2005 but did not see any game action
- One rebound in first career action vs. Maryland-Eastern Shore
- Earned honorable mention all-conference recognition as a senior
- Team captain and MVP as a senior
- Earned three letters in basketball and also lettered in track and field while competing in the high jump



Career Bests

Points:

Rebounds: 1 vs. Maryland-Eastern Shore, 11/04/05

FGM:

FGA:

FTM:

FTA:

Assists:

Steals:

Blocks:

Minutes: 2 vs. Maryland-Eastern Shore, 11/14/05

Kennedy, Game-by-Game

Opp.	S	FG	3-PT	FT	O-D-RE	PF	TP	A	T	B	S	M
MD-E. Shore N		0-0	0-0	0-0	0-1-0	0	0	0	1	0	0	0
Colgate					DNP							
Kentucky					DNP							
Texas					DNP							
TX-San Ant.					DNP							
NC State					DNP							
Fairfield					DNP							
Valpo					DNP							
at No. Iowa					DNP							
at IA State					DNP							
AZ State					DNP							
Drake					DNP							
Rob. Morris					DNP							
at St. Louis					DNP							
at Wisconsin					DNP							
Illinois					DNP							
at Penn State					DNP							
Minnesota					DNP							
at Mich. St.					DNP							
Indiana					DNP							
Ohio State					DNP							
at Purdue					DNP							
Michigan												
at N'western												
at Indiana												
Mich. St.												
at Minn.												
at Illinois												
Penn State												
Wisconsin												

Career Statistics

YEAR	G/GS	FG-A	PCT	3-PT	PCT	FT-A	PCT	O-D-RB	AVG	PF-DI	AS	TO	BK	ST	PTS	AVG
Jun.	1/0	0-0	.000	0-0	.000	0-0	.000	0-1-1	1.0	0-0	0	1	0	0	0	0.0

*25 - - Carlton Reed, F, 6-4, 180, So., Waterloo, IA (East HS)

- Six points and two rebounds in win at Saint Louis
- Four points and three rebounds in win over Robert Morris
- Six points, two rebounds and two steals in win over Drake
- Nine points in win over Arizona State
- Six points, three assists and matched a career-high with three steals in win over Texas-San Antonio
- Scored two points vs. Texas in first action of the season
- Did not play in opening two wins due to injury
- Played in 32 games in 2005, with one start



Reed, Game-by-Game

Opp.	S	FG	3-PT	FT	O-D-RE	PF	TP	A	T	B	S	M
MD-E. Shore					INJ							
Colgate					INJ							
Kentucky					DNP							
Texas	N	1-1	0-0	0-0	0-1-1	2	2	1	0	0	0	0
TX-San Ant.	N	3-7	0-4	0-0	0-0-0	0	6	3	0	0	3	17
NC State	N	0-1	0-1	0-0	0-1-1	0	0	0	1	0	0	8
Fairfield	N	0-4	0-2	1-2	0-2-2	0	1	2	2	0	0	11
Valpo	N	0-0	0-0	0-0	0-0-0	0	0	0	1	0	0	4
at No. Iowa	N	0-0	0-0	0-0	0-1-1	0	0	0	0	0	0	4
at IA State	N	0-4	0-2	0-2	1-1-2	0	0	0	0	0	0	9
AZ State	N	3-5	1-2	2-3	1-1-2	1	9	0	2	0	1	22
Drake	N	2-7	0-4	2-2	1-1-2	0	6	1	1	0	2	20
Rob. Morris	N	1-6	1-5	1-2	0-3-3	0	4	1	1	0	0	17
at St. Louis	N	2-4	2-3	0-0	0-2-2	0	6	1	1	0	1	15
at Wisconsin	N	0-0	0-0	0-0	0-0-0	1	0	0	1	0	0	5
Illinois	N	0-0	0-0	0-0	0-2-2	0	0	0	0	0	0	3
at Penn State	N	0-2	0-2	0-0	0-0-0	1	0	0	1	0	0	3
Minnesota					DNP							
at Mich. St.	N	0-1	0-0	0-0	0-1-1	0	0	1	0	0	0	17
Indiana	N	0-0	0-0	0-0	0-0-0	0	0	0	1	0	0	4
Ohio State	N	0-0	0-0	0-0	0-0-0	1	0	1	0	0	0	2
at Purdue					DNP							
Michigan												
at N'western												
at Indiana												
Mich. St.												
at Minn.												
at Illinois												
Penn State												
Wisconsin												

Career Bests

Points: 14 at Drake, 11/30/04
Rebounds: 3, three times, last at Michigan, 3/5/05
FGM: 4 at Drake, 11/30/04
FGA: 7 vs. Drake, 12/20/05
FTM: 4 at Drake, 11/30/04
FTA: 4 at Drake, 11/30/04
Assists: 5 vs. Purdue, 1/22/05
Steals: 3, twice, last vs. Texas-San Antonio, 11/26/05
Blocks: 1 at Ohio State, 1/8/05
Minutes: 23 at Drake, 11/30/04

Career Statistics

YEAR	G/GS	FG-A	PCT	3-PT	PCT	FTA	PCT	O-D-RB	AVG	PF-DI	AS	TO	BK	ST	PTS	AVG
Fresh.	32/1	24-65	.369	13-40	.325	21-30	.700	9-26-35	1.1	18-0	25	23	2	8	82	2.6
Soph.	17/0	12-42	.286	4-25	.160	6-11	.545	3-16-19	1.1	6-0	11	12	0	7	34	2.0
Career	49/1	36-107	.336	17-65	.262	27-41	.659	12-42-54	1.1	24-0	36	35	2	15	116	2.4

*23 - - Doug Thomas, F, 6-8, 245, Sr., Pasadena, CA (Southeastern, IA CC)

- Five points and three rebounds in win at Purdue
- 10 points and five rebounds in win over Ohio State
- Three points and three rebounds in win over Indiana
- Six points at Michigan State
- Two points and three rebounds in win over Minnesota
- Four points and game-high seven rebounds in win at Penn State
- Five points and four rebounds in win over Illinois
- 10 points, eight rebounds and two assists at Wisconsin
- Three points and four rebounds in win at Saint Louis
- 10 points, four rebounds and three steals in win over Robert Morris
- 11 points, eight rebounds and four blocks in win over Drake
- Four points and four rebounds in win over Arizona State
- Four points and three rebounds at Iowa State
- Four rebounds in win over Fairfield
- Three points and five rebounds in win over NC State
- Four points and game-high eight rebounds in win over Texas-San Antonio
- 12 points (6-7 FGs) and five rebounds vs. Texas
- Six points, seven rebounds and three blocks vs. Kentucky
- Four points, game-high 10 rebounds and three steals in win over Maryland-Eastern Shore



Thomas, Game-by-Game

Opp.	S	FG	3-PT	FT	O-D-RE	PF	TP	A	T	B	S	M
MD-E. Shore	N	2-2	0-0	0-0	2-8-10	4	4	0	1	2	3	19
Colgate	N	2-3	0-0	0-2	0-5-5	2	4	0	1	0	1	21
Kentucky	N	3-6	0-0	0-0	2-5-7	2	6	1	3	3	0	21
Texas	N	6-7	0-0	0-0	2-3-5	1	12	0	1	1	0	21
TX-San Ant.	N	1-3	0-0	1-5	2-6-8	4	3	0	2	2	1	17
NC State	N	1-4	0-0	1-2	1-4-5	0	3	0	1	2	0	12
Fairfield	N	0-1	0-0	0-0	1-3-4	3	0	0	2	0	0	12
Valpo	N	1-4	0-0	0-0	3-0-3	2	2	0	2	2	1	13
at No. Iowa	N	0-1	0-0	0-0	0-1-1	3	0	0	2	0	0	14
at IA State	N	1-4	0-0	2-4	2-1-3	3	4	0	1	0	1	15
AZ State	N	2-4	0-0	0-1	2-2-4	2	4	0	0	0	0	15
Drake	N	4-7	0-0	3-5	3-5-8	4	11	1	1	4	0	22
Rob. Morris	N	4-5	0-0	2-4	2-2-4	1	10	1	3	1	3	19
at St. Louis	N	1-3	0-0	1-2	1-3-4	4	3	1	0	0	0	14
at Wisconsin	N	4-13	0-0	2-3	3-5-8	2	10	2	0	1	0	27
Illinois	N	2-4	0-0	1-1	1-3-4	2	5	0	0	0	0	18
at Penn State	N	2-4	0-0	0-0	0-7-7	2	4	1	1	2	0	19
Minnesota	N	1-4	0-0	0-0	1-2-3	2	2	0	0	0	0	14
at Mich. St.	N	3-5	0-0	0-0	1-0-1	3	6	0	1	0	0	12
Indiana	N	1-2	0-0	1-2	1-2-3	1	3	1	1	1	2	12
Ohio State	N	5-8	0-0	0-0	0-5-5	2	10	0	0	0	2	24
at Purdue	N	2-4	0-0	1-2	1-2-3	3	5	0	0	0	2	15
Michigan												
at N'western												
at Indiana												
Mich. St.												
at Minn.												
at Illinois												
Penn State												
Wisconsin												

Career Bests


- Points:** 14, twice, last vs. Purdue, 1/22/05
- Rebounds:** 11 vs. Michigan State, 3/11/05
- FGM:** 7 vs. Purdue, 1/22/05
- FGA:** 13 vs. Purdue, 1/22/05; at Wisconsin, 1/5/06
- FTM:** 6 vs. Western Illinois, 11/19/04
- FTA:** 6, twice, last vs. Texas, 11/23/04
- Assists:** 2 at Wisconsin, 1/5/06
- Steals:** 3, twice, last vs. Robert Morris, 12/22/05
- Blocks:** 4 vs. Drake, 12/20/05
- Minutes:** 27 at Wisconsin, 1/5/06

Career Statistics

YEAR	G/GS	FG-A	PCT	3-PT	PCT	FTA	PCT	O-D-RB	AVG	PF-DI	AS	TO	BK	ST	PTS	AVG
Jun.	32/2	54-102	.529	0-0	.000	38-61	.623	55-98-153	4.8	90-2	10	26	13	16	146	4.6
Sen.	22/0	48-98	.490	0-0	.000	15-33	.455	31-74-105	4.8	52-0	8	23	21	16	111	5.0
Career	54/2	102-200	.510	0-0	.000	53-94	.564	86-172-258	4.8	142-2	18	49	34	32	257	4.8

*5 - - Alex Thompson, F, 6-9, 225, So., Ames, IA (Ames HS)

- Three points and two rebounds in win over Ohio State
- Two rebounds and career-high four assists at Michigan State
- Four points and two steals in win over Minnesota
- Four points and four rebounds in win at Penn State
- Five rebounds at Wisconsin
- Four points and three rebounds in win over Robert Morris
- Six rebounds in win over Arizona State
- Six rebounds at Iowa State
- Four points, three rebounds and two assists at Northern Iowa
- Four points in win over Fairfield
- Career-high 11 points and six rebounds in win over Texas-San Antonio
- Four points in win over Kentucky
- Six points and five rebounds in win over Maryland-Eastern Shore



Thompson, Game-by-Game

Opp.	S	FG	3-PT	FT	O-D-RE	PF	TP	A	T	B	S	M
MD-E. Shore	N	3-9	0-2	0-2	1-4-5	3	6	1	2	1	1	22
Colgate	N	1-3	0-0	0-0	0-0-0	0	2	1	1	2	0	15
Kentucky	N	2-4	1-2	0-0	0-1-1	2	4	0	1	0	0	11
Texas	N	0-3	0-1	0-0	1-1-2	0	0	1	0	0	0	10
TX-San Ant.	N	4-6	1-2	2-2	2-4-6	1	11	0	2	0	1	18
NC State	N	0-3	0-0	0-0	0-1-1	1	0	0	0	0	0	13
Fairfield	N	1-2	0-0	2-2	1-0-1	1	4	0	1	0	0	13
Valpo	N	1-1	0-0	0-0	0-0-0	0	2	1	1	1	1	10
at No. Iowa	N	2-4	0-0	0-2	1-2-3	3	4	2	1	0	1	17
at IA State	N	1-3	0-1	0-0	2-4-6	1	2	0	3	0	0	19
AZ State	N	0-5	0-0	0-1	3-3-6	2	0	0	0	0	0	16
Drake	N	1-3	0-2	0-0	0-1-1	2	2	0	1	0	0	16
Rob. Morris	N	2-6	0-0	0-0	0-3-3	1	4	1	0	0	0	16
at St. Louis	N	0-2	0-0	0-0	0-0-0	0	0	1	0	1	0	9
at Wisconsin	N	0-3	0-0	0-0	1-4-5	1	0	0	0	0	0	17
Illinois	N	0-0	0-0	1-4	1-2-3	2	1	1	1	0	0	10
at Penn State	N	2-2	0-0	0-0	0-4-4	0	4	1	0	0	0	14
Minnesota	N	2-4	0-0	0-0	1-0-1	0	4	1	2	0	2	10
at Mich. St.	N	0-6	0-1	0-2	2-0-2	0	0	4	1	1	0	19
Indiana	N	0-0	0-0	0-0	0-2-2	1	0	0	0	0	0	4
Ohio State	N	1-3	1-2	0-0	0-2-2	1	3	0	1	1	1	14
at Purdue	N	0-3	0-0	0-0	0-1-1	2	0	1	1	1	1	9
Michigan												
at N'western												
at Indiana												
Mich. St.												
at Minn.												
at Illinois												
Penn State												
Wisconsin												

Career Bests

- Points:** 11 vs. Texas-San Antonio, 11/26/05
Rebounds: 9 at Minnesota, 2/23/05
FGM: 4 vs. Texas-San Antonio, 11/26/05
FGA: 6, twice, last vs. Robert Morris, 12/22/05
FTM: 2 vs. Michigan State, 2/5/05
FTA: 3 vs. Western Carolina, 12/18/04
Assists: 4 at Michigan State, 1/21/06
Steals: 1, nine times, last at Northern Iowa, 12/6/05
Blocks: 2, three times, last vs. Colgate, 11/15/05
Minutes: 27 vs. Northwestern, 2/12/05

Career Statistics

YEAR	G/GS	FG-A	PCT	3-PT	PCT	FTA	PCT	O-D-RB	AVG	PF-DI	AS	TO	BK	ST	PTS	AVG
Fresh.	32/3	22-54	.407	0-0	.000	7-14	.500	26-38-64	2.0	40-0	18	15	15	5	51	1.6
Soph.	22/0	23-75	.307	2-11	.182	5-15	.333	16-39-55	2.5	24-0	16	19	8	8	53	2.4
Career	54/3	45-129	.349	2-11	.182	12-29	.414	42-77-119	2.2	6-0	34	34	23	13	104	1.9

14 - - Brett Wessels, G, 6-3, 190, Fr., Bettendorf, IA (Bettendorf HS)

- Three points in win over Robert Morris
- One assist in first action of career in win over Maryland-Eastern Shore
- Two points, two assists and two steals in Blowout
- Earned first team all-state honors as a senior after leading team to Class 4-A state title
- Named to all-tournament team at state tournament
- Named conference Player of the Year as a senior and was first team selection in final two seasons
- Scored 27 points in state championship game victory
- Averaged 16 points, six rebounds, 2.8 steals and 2.3 assists per game as a senior, helping team post 25-1 overall record



Wessels, Game-by-Game

Opp.	S	FG	3-PT	FT	O-D-RE	PF	TP	A	T	B	S	M
MD-E. Shore	N	0-0	0-0	0-0	0-0-0	0	0	1	1	0	0	4
Colgate					DNP							
Kentucky					DNP							
Texas					DNP							
TX-San Ant.					DNP							
NC State					DNP							
Fairfield					DNP							
Valpo					DNP							
at No. Iowa					DNP							
at IA State					DNP							
AZ State					DNP							
Drake					DNP							
Rob. Morris	N	1-1	1-1	0-0	0-0-0	0	3	0	0	0	0	2
at St. Louis					DNP							
at Wisconsin	N	0-0	0-0	0-0	0-0-0	0	0	0	0	0	0	1
Illinois					DNP							
at Penn State					DNP							
Minnesota					DNP							
at Mich. St.	N	0-0	0-0	0-0	0-0-0	0	0	0	0	0	0	1
Indiana					DNP							
Ohio State					DNP							
at Purdue					DNP							
Michigan					DNP							
at N'western					DNP							
at Indiana					DNP							
Mich. St.					DNP							
at Minn.					DNP							
at Illinois					DNP							
Penn State					DNP							
Wisconsin					DNP							

Career Bests


Points: 3 vs. Robert Morris, 12/22/05
Rebounds:
FGM: 1 vs. Robert Morris, 12/22/05
FGA: 1 vs. Robert Morris, 12/22/05
FTM:
FTA:
Assists: 1 vs. Maryland-Eastern Shore, 11/14/05
Steals:
Blocks:
Minutes: 4 vs. Maryland-Eastern Shore, 11/14/05

Career Statistics

YEAR	G/GS	FG-A	PCT	3-PT	PCT	FTA	PCT	O-D-RB	AVG	PF-DI	AS	TO	BK	ST	PTS	AVG
Fresh.	4/0	1-1	1.000	1-1	1.000	0-0	.000	0-0-0	0.0	0-0	1	0	0	0	3	0.8

**13 - - Justin Wieck, F, 6-6, 185, Sr., North Liberty, IA (Kirkwood, IA CC)*

- Earned scholarship for senior season after joining the team as a walk-on as a junior
- Two points and one rebound at Wisconsin
- Career-high four rebounds and one assist in win over Robert Morris
- One assist in opening win over Maryland-Eastern Shore
- Two points in exhibition win over Wartburg
- Saw action in nine games in 2005, with no starts



Wieck, Game-by-Game

Opp.	S	FG	3-PT	FT	O-D-RE	PF	TP	A	T	B	S	M
MD-E. Shore	N	0-1	0-1	0-0	0-0-0	0	0	1	1	0	0	6
Colgate					DNP							
Kentucky					DNP							
Texas					DNP							
TX-San Ant.	N	0-1	0-0	0-0	0-0-0	0	0	0	0	0	0	3
NC State					DNP							
Fairfield					DNP							
Valpo					DNP							
at No. Iowa					DNP							
at IA State	N	0-0	0-0	0-0	0-0-0	1	0	0	0	0	0	2
AZ State					DNP							
Drake					DNP							
Rob. Morris	N	0-1	0-0	0-0	1-3-4	0	0	1	2	0	0	6
at St. Louis					DNP							
at Wisconsin	N	0-1	0-0	2-2	1-0-1	0	2	0	0	0	0	1
Illinois	N	0-0	0-0	0-0	0-0-0	0	0	0	0	0	0	0+
at Penn State					DNP							
Minnesota					DNP							
at Mich. St.	N	0-1	0-1	0-0	0-0-0	0	0	0	0	0	0	3
Indiana					DNP							
Ohio State	N	0-0	0-0	1-2	0-1-1	0	1	0	0	0	0	6
at Purdue	N	0-0	0-0	0-0	0-0-0	0	0	0	0	0	0	2
Michigan												
at N ^w estern												
at Indiana												
Mich. St.												
at Minn.												
at Illinois												
Penn State												
Wisconsin												

Career Bests

Points: 2 vs. N. Carolina, 11/24/04; at Wisconsin, 1/5/06
Rebounds: 4 vs. Robert Morris, 12/22/05
FGM:
FGA: 1 four times, last at Wisconsin, 1/5/06
FTM: 2 vs. N. Carolina, 11/24/04; at Wisconsin, 1/5/06
FTA: 2 vs. N. Carolina, 11/24/04; at Wisconsin, 1/5/06
Assists: 1 three times, last vs. Robert Morris, 12/22/05
Steals:
Blocks: 1 vs. Centenary, 12/3/04
Minutes: 6, three times, last vs. Ohio State, 1/28/06

Career Statistics

YEAR	G/GS	FG-A	PCT	3-PT	PCT	FTA	PCT	O-D-RB	AVG	PF-DI	AS	TO	BK	ST	PTS	AVG
Jun.	9/0	0-1	.000	0-0	.000	2-2	1.000	0-1-1	0.1	1-0	1	1	1	0	2	0.2
Sen.	9/0	0-4	.000	0-2	.000	3-4	.750	2-4-6	0.7	1-0	2	3	0	0	3	0.3
Career	18/0	0-5	.000	0-2	.000	5-6	.833	2-5-7	0.4	2-0	3	4	1	0	5	0.3

Iowa Hawkeyes
Iowa Hawkeyes Combined Team Statistics (as of Feb 01, 2006)
All games

RECORD:	OVERALL	HOME	AWAY	NEUTRAL
ALL GAMES.....	(17-5)	(13-0)	(3-4)	(1-1)
CONFERENCE.....	(6-2)	(4-0)	(2-2)	(0-0)
NON-CONFERENCE.....	(11-3)	(9-0)	(1-2)	(1-1)

## Player	GP-GS	---TOTAL---			---3-PTS---			----REBOUNDS----							Pts	Avg				
		Min--Avg	FG-FGA	Pct	3FG-FGA	Pct	FT-FTA	Pct	Off	Def	Tot	Avg	PF	FO			A	TO	Blk	Stl
01 Haluska, Adam.....	22-22	765 34.8	108-257	.420	45-129	.349	72-84	.857	16	92	108	4.9	31	1	54	41	3	23	333	15.1
44 Brunner, Greg.....	22-22	698 31.7	106-241	.440	9-28	.321	83-121	.686	72	152	224	10.2	55	0	39	55	9	18	304	13.8
02 Horner, Jeff.....	18-18	637 35.4	67-197	.340	38-118	.322	60-72	.833	18	52	70	3.9	26	0	114	46	3	23	232	12.9
35 Henderson, Mike....	22-22	626 28.5	55-120	.458	6-18	.333	51-68	.750	32	64	96	4.4	25	0	44	50	3	26	167	7.6
34 Hansen, Erek.....	22-22	435 19.8	61-107	.570	0-0	.000	25-35	.714	32	55	87	4.0	59	0	5	28	66	12	147	6.7
23 Thomas, Doug.....	22-0	376 17.1	48-98	.490	0-0	.000	15-33	.455	31	74	105	4.8	52	0	8	23	21	16	111	5.0
11 Freeman, Tony.....	21-4	384 18.3	27-86	.314	14-54	.259	6-11	.545	6	25	31	1.5	30	1	37	38	0	12	74	3.5
05 Thompson, Alex.....	22-0	302 13.7	23-75	.307	2-11	.182	5-15	.333	16	39	55	2.5	24	0	16	19	8	8	53	2.4
25 Reed, Carlton.....	17-0	170 10.0	12-42	.286	4-25	.160	6-11	.545	3	16	19	1.1	6	0	11	12	0	7	34	2.0
53 Gorney, Seth.....	15-0	68 4.5	10-17	.588	0-0	.000	1-2	.500	4	14	18	1.2	10	0	2	4	2	1	21	1.4
14 Wessels, Brett.....	4-0	8 2.0	1-1	1.000	1-1	1.000	0-0	.000	0	0	0	0.0	0	0	1	1	0	0	3	0.8
13 Wieck, Justin.....	9-0	29 3.2	0-4	.000	0-2	.000	3-4	.750	2	4	6	0.7	1	0	2	3	0	0	3	0.3
20 Kennedy, Ryan.....	1-0	2 2.0	0-0	.000	0-0	.000	0-0	.000	0	1	1	1.0	0	0	1	0	0	0	0	0.0
TEAM.....									32	30	62	2.8	0		3					
Total.....	22	4500	518-1245	.416	119-386	.308	327-456	.717	264	618	882	40.1	319	2	333	324	115	146	1482	67.4
Opponents.....	22	4500	490-1294	.379	136-423	.322	193-301	.641	250	539	789	35.9	416	-	284	335	77	167	1309	59.5

TEAM STATISTICS	IOWA	OPP	DATE	OPPONENT	W/L	SCORE	ATTEND
SCORING.....	1482	1309	%11/14/05	MARYLAND-EASTERN SHORE	W	86-41	8553
Points per game.....	67.4	59.5	%11/15/05	COLGATE	W	73-51	8526
Scoring margin.....	+7.9	-	^11/21/05	vs Kentucky	W	67-63	6091
FIELD GOALS-ATT.....	518-1245	490-1294	^11/22/05	vs Texas	L	59-68	6357
Field goal pct.....	.416	.379	11/26/05	TEXAS-SAN ANTONIO	W	79-46	9683
3 POINT FG-ATT.....	119-386	136-423	11/30/05	NORTH CAROLINA STATE	W	45-42	13043
3-point FG pct.....	.308	.322	+12/02/05	FAIRFIELD	W	75-59	10002
3-pt FG made per game..	5.4	6.2	+12/03/05	VALPARAISO	W	72-59	9804
FREE THROWS-ATT.....	327-456	193-301	12/06/05	at Northern Iowa	LOT	63-67	13288
Free throw pct.....	.717	.641	12/09/05	at Iowa State	L	60-72	14092
REBOUNDS.....	882	789	12/17/05	ARIZONA STATE	W	62-43	10902
Rebounds per game.....	40.1	35.9	12/20/05	DRAKE UNIVERSITY	W	65-60	9732
Rebounding margin.....	+4.2	-	12/22/05	ROBERT MORRIS	W	73-51	9985
ASSISTS.....	333	284	12/30/05	at Saint Louis	W	60-50	10489
Assists per game.....	15.1	12.9	*01/05/06	at Wisconsin	L	52-66	17142
TURNOVERS.....	324	335	*01/07/06	ILLINOIS	W	63-48	15500
Turnovers per game.....	14.7	15.2	*01/14/06	at Penn State	W	80-76	8293
Turnover margin.....	+0.5	-	*01/18/06	MINNESOTA	W O3	76-72	10535
Assist/turnover ratio..	1.0	0.8	*01/21/06	at Michigan State	L	55-85	14759
STEALS.....	146	167	*01/24/06	INDIANA	W	73-60	11825
Steals per game.....	6.6	7.6	*01/28/06	OHIO STATE	W	67-62	15500
BLOCKS.....	115	77	*02/01/06	at PURDUE	W	77-68	10514
Blocks per game.....	5.2	3.5					
WINNING STREAK.....	3	-	% - -	Guardians Classic, Iowa City, IA			
Home win streak.....	13	-	^ - -	Guardians Classic, Kansas City, MO			
ATTENDANCE.....	143590	101025	+ - -	Hawkeye Challenge, Iowa City, IA			
Home games-Avg/Game....	13-11045	7-12654	* - -	Big Ten Conference Game			
Neutral site-Avg/Game..	-	2-6224	& - -	Big Ten Conference Tournament, Indianapolis, IN			

SCORE BY PERIODS:	1st	2nd	OT	OT2	OT3	Total
Iowa Hawkeyes.....	725	732	10	6	9	1482
Opponents.....	589	695	14	6	5	1309

Iowa Hawkeyes
Iowa Hawkeyes Combined Team Statistics (as of Feb 01, 2006)
Conference games

RECORD:	OVERALL	HOME	AWAY	NEUTRAL
ALL GAMES.....	(6-2)	(4-0)	(2-2)	(0-0)
CONFERENCE.....	(6-2)	(4-0)	(2-2)	(0-0)
NON-CONFERENCE.....	(0-0)	(0-0)	(0-0)	(0-0)

## Player	GP-GS	Min--Avg		---TOTAL---		---3-PTS---		---FT-FTA		----REBOUNDS----				PF	FO	A	TO	Blk	Stl	Pts	Avg
		FG-FGA	Pct	3FG-FGA	Pct	Off	Def	Tot	Avg												
01 Haluska, Adam.....	8-8	291	36.4	41-93	.441	17-48	.354	36-40	.900	3	35	38	4.8	13	1	15	21	0	4	135	16.9
02 Horner, Jeff.....	8-8	304	38.0	30-90	.333	20-61	.328	27-35	.771	8	27	35	4.4	10	0	50	22	0	7	107	13.4
44 Brunner, Greg.....	8-8	265	33.1	36-88	.409	1-8	.125	34-50	.680	28	58	86	10.8	23	0	14	18	3	8	107	13.4
35 Henderson, Mike....	8-8	245	30.6	22-43	.512	2-6	.333	14-22	.636	12	22	34	4.3	8	0	19	16	1	8	60	7.5
34 Hansen, Ere.....	8-8	162	20.3	24-41	.585	0-0	.000	12-14	.857	8	21	29	3.6	21	0	0	8	25	4	60	7.5
23 Thomas, Doug.....	8-0	141	17.6	20-44	.455	0-0	.000	5-8	.625	8	26	34	4.3	17	0	4	3	4	6	45	5.6
11 Freeman, Tony.....	7-0	99	14.1	4-21	.190	2-14	.143	1-2	.500	0	7	7	1.0	9	0	4	8	0	3	11	1.6
05 Thompson, Alex.....	8-0	97	12.1	5-21	.238	1-3	.333	1-6	.167	5	15	20	2.5	7	0	8	6	3	4	12	1.5
13 Wieck, Justin.....	5-0	12	2.4	0-1	.000	0-1	.000	3-4	.750	1	1	2	0.4	0	0	0	0	0	0	3	0.6
53 Gorney, Seth.....	6-0	23	3.8	1-5	.200	0-0	.000	1-2	.500	2	6	8	1.3	6	0	1	3	1	0	3	0.5
25 Reed, Carlton.....	6-0	34	5.7	0-3	.000	0-2	.000	0-0	.000	0	3	3	0.5	3	0	2	3	0	0	0	0.0
14 Wessels, Brett.....	2-0	2	1.0	0-0	.000	0-0	.000	0-0	.000	0	0	0	0.0	0	0	0	0	0	0	0	0.0
TEAM.....										15	8	23	2.9	0		1					
Total.....	8	1675		183-450	.407	43-143	.301	134-183	.732	90	229	319	39.9	117	1	117	109	37	44	543	67.9
Opponents.....	8	1675		199-483	.412	64-180	.356	75-117	.641	81	202	283	35.4	166	-	116	98	27	67	537	67.1

TEAM STATISTICS	IOWA	OPP	DATE	OPPONENT	W/L	SCORE	ATTEND
SCORING.....	543	537	*01/05/06	at Wisconsin	L	52-66	17142
Points per game.....	67.9	67.1	*01/07/06	ILLINOIS	W	63-48	15500
Scoring margin.....	+0.8	-	*01/14/06	at Penn State	W	80-76	8293
FIELD GOALS-ATT.....	183-450	199-483	*01/18/06	MINNESOTA	W O3	76-72	10535
Field goal pct.....	.407	.412	*01/21/06	at Michigan State	L	55-85	14759
3 POINT FG-ATT.....	43-143	64-180	*01/24/06	INDIANA	W	73-60	11825
3-point FG pct.....	.301	.356	*01/28/06	OHIO STATE	W	67-62	15500
3-pt FG made per game..	5.4	8.0	*02/01/06	at PURDUE	W	77-68	10514
FREE THROWS-ATT.....	134-183	75-117					
Free throw pct.....	.732	.641	%	- - Guardians Classic, Iowa City, IA			
REBOUNDS.....	319	283	^	- - Guardians Classic, Kansas City, MO			
Rebounds per game.....	39.9	35.4	+	- - Hawkeye Challenge, Iowa City, IA			
Rebounding margin.....	+4.5	-	*	- - Big Ten Conference Game			
ASSISTS.....	117	116	&	- - Big Ten Conference Tournament, Indianapolis, IN			
Assists per game.....	14.6	14.5					
TURNOVERS.....	109	98					
Turnovers per game.....	13.6	12.3					
Turnover margin.....	-1.4	-					
Assist/turnover ratio..	1.1	1.2					
STEALS.....	44	67					
Steals per game.....	5.5	8.4					
BLOCKS.....	37	27					
Blocks per game.....	4.6	3.4					
WINNING STREAK.....	3	-					
Home win streak.....	4	-					
ATTENDANCE.....	53360	50708					
Home games-Avg/Game....	4-13340	4-12677					
Neutral site-Avg/Game..	-	0-0					

SCORE BY PERIODS:	1st	2nd	OT	OT2	OT3	Total
Iowa Hawkeyes.....	252	273	3	6	9	- 543
Opponents.....	245	278	3	6	5	- 537

Feb. 4, 2006

Game-By-Game Results

Includes 22 Games

Overall: 17-5; Big Ten: 6-2; Home: 13-0; Away: 3-4; Neutral: 1-1

Date	Opponent	Result	Attend.	Top Scorer	Top Rebounder
% Nov. 14	Maryland-Eastern Shore	W, 86-41	8,553	Brunner/Horner, 16	Doug Thomas, 10
% Nov. 15	Colgate	W, 73-51	8,526	Greg Brunner, 16	Brunner/Hansen, 8
^ Nov. 21	Kentucky (n)	W, 67-63	6,091	Greg Brunner, 17	Greg Brunner, 12
^ Nov. 22	Texas (n)	L, 59-68	6,357	Adam Haluska, 23	Greg Brunner, 8
Nov. 26	Texas-San Antonio	W, 79-46	9,683	Adam Haluska, 15	Doug Thomas, 8
Nov. 30	North Carolina State	W, 45-42	13,043	Adam Haluska, 18	Erek Hansen, 8
+ Dec. 2	Fairfield	W, 75-59	10,002	Greg Brunner, 23	Greg Brunner, 11
+ Dec. 3	Valparaiso	W, 72-59	9,804	Jeff Horner, 19	Greg Brunner, 13
Dec. 6	at Northern Iowa	L, 63-67 (OT)	13,288	Greg Brunner, 26	Greg Brunner, 10
Dec. 9	at Iowa State	L, 60-72	14,092	Adam Haluska, 16	Greg Brunner, 12
Dec. 17	Arizona State	W, 62-43	10,902	Adam Haluska, 17	Greg Brunner, 15
Dec. 20	Drake	W, 65-60	9,732	Greg Brunner, 17	Greg Brunner, 12
Dec. 22	Robert Morris	W, 73-51	9,985	Adam Haluska, 18	Greg Brunner, 10
Dec. 30	at Saint Louis	W, 60-50	10,489	Haluska/Horner, 17	Greg Brunner, 8
* Jan. 5	at Wisconsin	L, 52-66	17,142	Haluska/Horner, 11	Greg Brunner, 10
* Jan. 7	Illinois	W, 63-48	15,500	Jeff Horner, 16	Greg Brunner, 12
* Jan. 14	at Penn State	W, 80-76	8,293	Adam Haluska, 29	Doug Thomas, 7
* Jan. 18	Minnesota	W, 76-72 (3OT)	10,535	Erek Hansen, 20	Greg Brunner, 23
* Jan. 21	at Michigan State	L, 55-85	14,759	Adam Haluska, 19	Greg Brunner, 11
* Jan. 24	Indiana	W, 73-60	11,825	Adam Haluska, 20	Adam Haluska, 10
* Jan. 28	Ohio State	W, 67-62	15,500	Adam Haluska, 18	Greg Brunner, 9
* Feb. 1	at Purdue	W, 77-68	10,514	Jeff Horner, 32	Greg Brunner, 7
* Feb. 4	Michigan				
* Feb. 8	at Northwestern				
* Feb. 11	at Indiana				
* Feb. 14	Michigan State				
* Feb. 18	at Minnesota				
* Feb. 25	at Illinois				
* Mar. 1	Penn State				
* Mar. 4	Wisconsin				
Mar. 9-13	Big Ten Tournament, Indianapolis, IN				

% -- Guardians Classic, Iowa City, IA

^ -- Guardians Classic, Kansas City, MO

+ -- Hawkeye Challenge, Iowa City, IA

* -- Big Ten Conference Game

Attendance Summary	Games	Totals	Average
Home	13	143,590	11,045
Away	7	88,577	12,654
Neutral	2	12,448	6,224
Totals	22	244,615	11,119

*Feb. 4, 2006**Season & Career Bests**Includes 22 Games***Season Bests**

Player	Points	Rebounds	Assists	Blocks	Steals
J.R. Angle	Redshirting				
Dan Bohall	Redshirting				
Greg Brunner	26 at No. IA	23 vs. Minnesota	3, four times	2 vs. Fairfield	2, four times
Tony Freeman	9 vs. UMES	5 vs. UMES	7 vs. ASU		3 vs. UMES/ISU
Seth Gorney	10 vs. UMES	6 at Mich. St.	1, at St. Louis/at MSU	1, at Wisconsin	
Adam Haluska	29 at Penn State	10 vs. Indiana	6 vs. Drake	1 vs. Drake/RMU	3, four times
Erek Hansen	20 vs. Minnesota	8 vs. Colgate/NC. St.	1, four times	7 vs. Fairfield	2, twice
Mike Henderson	17 at Purdue	8 vs. Drake/Illinois	6 vs. Rob. Morris	1, at IA State	4 vs. KY/RMU
Jeff Horner	32 at Purdue	8 vs. Fairfield	10 vs. Fairfield/Minn.	1, three times	3, three times
Ryan Kennedy		1 vs. UMES			
Kurt Looby	Redshirting				
Carlton Reed	9 vs. ASU	3 vs. Rob. Morris	3 vs. UTSA		2 vs. Drake
Doug Thomas	12 vs. Texas	10 vs. UMES	2 at Wisconsin	4 vs. Drake	3 vs. UMES/RMU
Alex Thompson	11 vs. UTSA	6, three times	4 at Mich. St.	2 vs. Colgate	1, three times
Brett Wessels	3 vs. Rob. Morris		1 vs. UMES		
Justin Wieck	2 at Wisconsin	4 vs. Rob. Morris	1 vs. UMES/RMU		

Career Bests

Player	Points	Rebounds	Assists
J.R. Angle	3 vs. Western IL/N. Carolina, '05	2 at Drake, '05	1 vs. Centenary, '05
Dan Bohall			
Greg Brunner	28 at Northwestern, '05	23 vs. Minnesota	5, three times, last at Penn St., '05
Tony Freeman	9 vs. Maryland-Eastern Shore	7 vs. UMES	7 vs. Arizona State
Seth Gorney	10 vs. Maryland-Eastern Shore	6 at Michigan State	1, five times, last at Michigan St.
Adam Haluska	29 at Penn State	11 vs. ARK-Pine Bluff, '03	6 vs. Drake
Erek Hansen	12 vs. Minnesota	8 vs. Colgate/NC State	2, six times, last at Wisconsin, '05
Mike Henderson	17 vs. Michigan St., '05	8 vs. Drake/Illinois	6 vs. Robert Morris
Jeff Horner	32 at Purdue	11 vs. Illinois, '03	11 vs. Greensboro, '05
Ryan Kennedy		1 vs. Maryland-Eastern Shore	
Carlton Reed	14 at Drake, '05	3, four times, last vs. Rob. Morris	5 vs. Purdue, '05
Doug Thomas	14 vs. Western IL/Purdue, '05	11 vs. Michigan St., '05	2 at Wisconsin
Alex Thompson	11 vs. UTSA	9 at Minnesota, '05	4 at Michigan State
Brett Wessels	3 vs. Robert Morris		1 vs. Maryland-Eastern Shore
Justin Wieck	2 vs. N. Car., '05/at Wisconsin	4 vs. Robert Morris	1, three times, last vs. RMU

NOTE: Career bests occurred in 2005-06 unless otherwise noted.

Feb. 4, 2006

Individual Points/Rebounds

Includes 22 Games

	A	B	F	G	H	H	H	H	K	L	R	T	T	W	W
	N	R	R	O	A	A	E	O	E	O	E	H	H	E	I
	G	U	E	R	L	N	N	R	N	O	E	O	O	S	E
	L	N	E	N	U	S	D	N	N	B	D	M	M	S	C
	E	N	M	E	S	E	E	E	E	Y		A	P	E	K
		E	A	Y	K	N	R	R	D			S	S	L	
		R	N		A		S		Y				O	L	
							O						N	S	
							N								
% MD-Eastern Shore	R	16#7	9-5	10-5	16#4	5#2	10#4	16#2	0-1	R	INJ	4-10	6-5	0-0	0-0
% Colgate	E	16#8	0-1	4-1	14#3	11#8	9#4	13#6	DNP	E	INJ	4-5	2-0	DNP	DNP
^ Kentucky	D	17#12	5-2	0-0	9#4	6#3	15#7	5#1	DNP	D	DNP	6-7	4-1	DNP	DNP
^ Texas	S	6#8	0-1	DNP	23#7	5#5	2#7	9#3	DNP	S	2-1	12-5	0-2	DNP	DNP
TX-San Antonio	H	14#6	1-3	4-1	15#7	8#4	4#1	13#3	DNP	H	6-0	3-8	11-6	DNP	0-0
N.C. State	I	11#6	0-2	0-2	18#6	2#8	2#3	13#4	DNP	I	0-1	3-5	0-1	DNP	DNP
+ Fairfield	R	23#11	8-1	DNP	11#5	8#6	8#3	12#8	DNP	R	1-2	0-4	4-1	DNP	DNP
+ Valparaiso	T	9#13	5-0	DNP	14#6	6#5	15#6	19#3	DNP	T	0-0	2-3	2-0	DNP	DNP
at No. Iowa		26#10	8-3	DNP	3#23	8#1	4#2	10#3	DNP		0-1	0-1	4-3	DNP	DNP
at Iowa State		11#12	8#1	0-1	16#4	14#7	5#5	INJ	DNP		0-2	4-3	2-6	DNP	0-0
Arizona State		12#15	6#1	0-0	17#5	4#0	10#5	INJ	DNP		9-2	4-4	0-6	DNP	DNP
Drake		17#12	6#1	DNP	11#3	0#0	12#8	INJ	DNP		6-2	11-8	2-1	DNP	DNP
Robert Morris		15#10	7#2	0-0	18#9	4#5	8#4	INJ	DNP		4-3	10-4	4-3	3-0	0-4
at Saint Louis		6#8	2-1	0-0	17#5	6#4	3#3	17#2	DNP		6-2	3-4	0-0	DNP	DNP
* at Wisconsin		8#10	3-2	1-1	11#2	4#5	2#2	11#3	DNP		0-0	10-8	0-5	0-0	2-1
* Illinois		8#12	0-1	0-0	15#3	8#4	10#8	16#6	DNP		0-2	5-4	1-3	DNP	0-0
* at Penn State		13#6	3-1	0-0	29#3	7#6	3#1	17#4	DNP		0-0	4-7	4-4	DNP	DNP
* Minnesota		17#23	2-1	DNP	12#4	20#6	9#7	10#5	DNP		DNP	2-3	4-1	DNP	DNP
* at Mich. State		17#11	3-2	2-6	19#3	0#2	2#3	6#4	DNP		0-1	6-1	0-2	0-0	0-0
* Indiana		17#8	0-0	DNP	20#10	9#5	9#5	13#3	DNP		0-0	3-3	0-2	DNP	DNP
* Ohio State		17#9	INJ	0-1	18#7	8#2	8#5	2#6	DNP		0-0	10-5	3-2	DNP	1-1
* at Purdue		10#7	0-0	0-0	11#6	2#1	17#3	32#4	DNP		DNP	5-3	0-1	DNP	0-0
* Michigan															
* at Northwestern															
* at Indiana															
* Mich. State															
* at Minnesota															
* at Illinois															
* Penn State															
* Wisconsin															
& Big Ten Tournament															

- % - - Guardians Classic, Iowa City, IA
- ^ - - Guardians Classic, Kansas City, MO
- + - - Hawkeye Challenge, Iowa City, IA
- * - - Big Ten Conference Game
- & - -Big Ten Conference Tournament, Chicago, IL
- # - - Denotes starting line-up

Feb. 4, 2006**The Last Time . . .****Includes 22 Games**

The Last Time a Player . . .***Had 30 or more points***

Iowa -- 32, Jeff Horner at Purdue, 2/1/06

Opponent -- 32, Vedran Vukusic, Northwestern, 1/26/05

Made at least 90% of his FGA (10 att.)

Iowa -- .909 (9-10), Luke Recker vs. Purdue, 3/07/02

Opponent -- .900 (9-10), Willie Simms, Wisconsin, 1/11/90

Made 100% of his FTA (10 att.)

Iowa -- 1.000 (11-11), Luke Recker vs. Minnesota, 2/09/02

Opponent -- 1.000 (10-10), Nick Smith, Illinois, 1/17/04

Had 15 or more rebounds

Iowa -- 23, Greg Brunner vs. Minnesota, 1/18/06

Opponent -- 19, Rojon Rando, Kentucky, 11/22/05

Had 10 or more assists

Iowa -- 10, Jeff Horner vs. Minnesota, 1/18/06

Opponent -- 10, Bernard Robinson, Jr., Michigan, 3/12/04

Had 5 or more blocks

Iowa -- 6, Erek Hansen vs. Indiana, 1/24/06

Opponent -- 6, Cedric Simmons, North Carolina State, 11/30/05

Had 5 or more steals

Iowa -- 5, Mike Henderson at Michigan, 3/5/05

Opponent -- 5, Vedran Vukusic, Northwestern, 2/12/05

The Last Time A Team . . .***Scored 100 or more points***

Iowa -- 107 vs. UNC-Asheville, 11/23/03

Opponent -- 106, North Carolina, 11/24/04

Scored 40 or fewer points

Iowa -- 39 vs. Indiana, 1/10/49

Opponent -- 37, Puerto Rico-Mayaguez, 12/21/97

Won an overtime game

Iowa -- 76-72 (3OT) vs. Minnesota, 1/18/06

Opponent -- 63-67 (1 OT), at Northern Iowa, 12/6/05

Made at least 60% of its FGA (20 att.)

Iowa -- .675 (27-40) vs. Air Force, 12/28/04

Opponent -- .615 (24-39), Wisconsin, 3/5/99

Made at least 50% of its 3-pt. FGA (8 att.)

Iowa -- .500 (10-20) at Purdue, 2/1/06

Opponent -- .500 (9-18), Cincinnati, 3/17/05

Made at least 90% of its FTA (10 att.)

*Iowa -- 1.000 (20-20) vs. Western Illinois, 11/19/04

Opponents -- .900 (9-10), Robert Morris, 12/22/05

*** - - School Record**

Feb. 4, 2006

Season Highs & Lows

Includes 22 Games

Individual Highs

Points:	32	Jeff Horner at Purdue
Field Goals:	10 (22/15 att.)	Greg Brunner at Northern Iowa/Jeff Horner at Purdue
Field Goal Attempts:	23 (9 made)	Adam Haluska vs. Texas
Field Goal Percentage (8 att.):	1.000 (8-8)	Greg Brunner vs. Fairfield
3-pt. Field Goals:	7 (10 att.)	Jeff Horner at Purdue
3-pt. Field Goal Attempts:	12 (4 made)	Adam Haluska vs. Texas
3-pt. Field Goal Percentage (4 att.):	.700 (7-10)	Jeff Horner at Purdue
Free Throws:	9 (12/10 att.)	Horner vs. Valparaiso/Haluska vs. Illinois
Free Throw Attempts:	12 (9 made)	Jeff Horner vs. Valparaiso
Free Throw Percentage (6 att):	1.000 (9-9)	Adam Haluska vs. Indiana
Rebounds:	23	Greg Brunner vs. Minnesota
Assists:	10	Jeff Horner vs. Fairfield/Minnesota
Blocked Shots:	7	Erek Hansen vs. Fairfield
Steals:	4	Mike Henderson vs. Kentucky & Robert Morris

Team Highs

Iowa	Points	Opponent
86 vs. MD-Eastern Shore	Field Goals	85 by Michigan State
33 (65 att.) vs. MD-Eastern Shore	Field Goals Attempts	30 (60 att.) by Michigan State
70 (27 made) vs. Minnesota	FG Percentage	74 (26 made) by Minnesota
.508 (33-65) vs. MD-Eastern Shore	3-pt. Field Goals	.518 (29-56) by Purdue
11 (28 att.) at Penn State	3-pt. FG Attempts	13 (31 att.) by Indiana
28 (11 made) at Penn State	3-pt. FG Percentage	31 (13 made) by Indiana
.526 (10-19) at Saint Louis	Free Throws	.474 (9-19) by Michigan State
24 (32 att.) vs. Illinois	FT Attempts	16 (20 att.) by Texas/ (18 att.) by MSU
33 (22 made) at Iowa State	FT Percentage	24 (13 made) by Minnesota
.833 (20-24) vs. Fairfield	Rebounds	.900 (9-10) by Robert Morris
54 vs. Minnesota	Assists	50 by Minnesota
25 vs. MD-Eastern Shore	Blocked Shots	26 by Michigan State
11 vs. Fairfield	Steals	7 by North Carolina State
17 vs. MD-Eastern Shore	Turnovers	13 by Iowa State
20 vs. Fairfield & at Iowa State	Fouls	25 by MD-Eastern Shore
20 vs. Texas		27 by Illinois

Team Lows

Iowa	Points	Opponent
45 vs. North Carolina State	Field Goals	41 by MD-Eastern Shore
17 (57 att.) vs. NC State/ (56 att.), at Wisconsin	Field Goals Attempts	18 (50/51 att.) by Saint Louis/Illinois
45 (23 made) vs. Indiana	FG Percentage	50 by Colgate, NC State & Saint Louis
.298 (17-57) vs. North Carolina State	3-pt. Field Goals	.269 (18-67) by Fairfield
1 (20 att.) vs. Minnesota	3-pt. FG Attempts	1 (9 att.) by MD-Eastern Shore
12 (2 made) vs. North Carolina State	3-pt. FG Percentage	9 (1 made) by MD-Eastern Shore
.005 (1-20) vs. Minnesota	Free Throws	.111 (1-9) by MD-Eastern Shore
7 (10 att.) at No. Iowa/ (12 att.) at Mich. St.	FT Attempts	2 (5 att.) by Texas-San Antonio
10 (7 made) at Northern Iowa	FT Percentage	5 (2 made) by Texas-San Antonio
.577 (15-26) vs. Arizona State	Rebounds	.375 (3-8) by Wisconsin/Indiana
26 at Purdue	Assists	28 by Purdue
7 at Iowa State	Blocked Shots	5 by Robert Morris
1 at Saint Louis	Steals	0 by Fairfield/Drake
2 vs. Texas; at Wisconsin; at Penn State	Turnovers	4 by Northern Iowa
9 vs. Ohio State	Fouls	6 by Wisconsin
11 vs. Colgate/Fairfield/Arizona State/Indiana		10 by Northern Iowa

Feb. 4, 2006

Iowa's Record When . . .

Includes 22 Games

When playing at home:	13-0	When leading at the half:	16-3	When wearing White:	12-1
When playing on the road:	3-4	When trailing at the half:	1-2	When wearing Black:	3-4
When playing on a neutral court:	1-1	When tied at the half:	0-0	When wearing Gold:	2-0
When Iowa scores 100 points or more:	0-0	Iowa field goal percentage at home:	320-737	.434	
When Iowa scores 90-99 points:	0-0	Iowa field goal percentage on road:	198-508	.390	
When Iowa scores 80-89 points:	2-0	Iowa 3-point percentage at home:	58-208	.279	
When Iowa scores 70-79 points:	8-0	Iowa 3-point percentage on road:	61-178	.343	
When Iowa scores under 70 points:	7-5	Iowa free throw percentage at home:	211-288	.733	
		Iowa free throw percentage on road:	116-168	.690	
When opponent scores 100 points or more:	0-0	On Sunday:	0-0		
When opponent scores 90-99 points:	0-0	On Monday:	2-0		
When opponent scores 80-89 points:	0-1	On Tuesday:	3-2		
When opponent scores 70-79 points:	2-1	On Wednesday:	3-0		
When opponent scores 60-69 points:	4-3	On Thursday:	1-1		
When opponent scores fewer than 60 points:	11-0	On Friday:	2-1		
		On Saturday:	6-1		
When Iowa shoots at least 50% from the field:	3-0	On CBS:	0-0		
When Iowa shoots less than 50% from the field:	14-5	On ESPN:	2-1		
When opponent shoots at least 50% from the field:	1-1	On ESPN2:	3-1		
When opponent shoots less than 50% from the field:	16-4	On ESPN Plus:	12-1		
When Iowa has higher FG% than opponent:	15-0	On Opponent Network:	0-2		
When opponent has higher FG%:	2-5	No Television:	0-0		
When FG% is equal:	0-0				
When Iowa outrebounds opponent:	13-4	Most Points, First Half:	44 vs. M-Eastern Shore		
When opponent has more rebounds:	4-1	Fewest Points, First Half:	23 vs. Illinois		
When rebounds are equal:	0-0	Most Points Allowed, First Half:	37 at Michigan State		
		Fewest Points Allowed, First Half:	12 vs. Arizona State		
When Iowa shoots at least 80% from the line:	4-0	Most Points, Second Half:	52 at Purdue		
When Iowa shoots less than 80% from the line:	13-5	Fewest Points, Second Half:	18 at Wisconsin		
When opponent shoots at least 80% from the line:	3-2	Most Points Allowed, Second Half:	48 at Michigan State		
When opponent shoots less than 80% from the line:	14-3	Fewest Points Allowed, Second Half:	20 vs. NC State		
When Iowa shoots more free throws than opponent:	16-2				
When opponent shoots more free throws:	1-3	Largest Halftime Advantage:	24 vs. M-Eastern Shore		
When free throws attempts are equal:	0-0	Largest Halftime Deficit:	9 at Michigan State		
When Iowa has higher FT% than opponent:	13-2				
When opponent has higher FT%:	4-3				
When FT% is equal:	0-0				
When Iowa shoots at least 50% from three-point range:	2-0				
When Iowa shoots less than 50% from three-point range:	15-5				
When opponent shoots at least 50% from three-point range:	1-0				
When opponent shoots less than 50% from three-point range:	16-5				
When Iowa has a higher three-point FG% than opponent:	9-1				
When opponent has a higher three-point FG%:	7-4				
When three-point FG% is equal:	1-0				
When Iowa has more assists than opponent:	13-1				
When opponent has more assists:	2-4				
When assists are equal:	2-0				
When Iowa has fewer turnovers than opponent:	10-1				
When opponent has fewer turnovers:	7-4				
When turnovers are equal:	0-0				
When Iowa has more steals than opponent:	5-1				
When opponent has more steals:	11-4				
When steals are equal:	1-0				

Feb. 4, 2006

Iowa Under Steve Alford . . .

Includes 22 Games

When playing at home:	82-25	When leading at the half:	96-23	When wearing White:	62-19
When playing on the road:	25-49	When trailing at the half:	30-60	When wearing Black:	29-49
When playing on a neutral court:	20-14	When tied at the half:	1-5	When wearing Gold:	36-20
When Iowa scores 100 points or more:	2-0	Iowa field goal percentage at home:	2,559-5,847	.438	
When Iowa scores 90-99 points:	5-2	Iowa field goal percentage on road:	2,482-5,778	.430	
When Iowa scores 80-89 points:	31-5	Iowa 3-point percentage at home:	550-1,723	.320	
When Iowa scores 70-79 points:	52-18	Iowa 3-point percentage on road:	621-1,805	.344	
When Iowa scores under 70 points:	37-63	Iowa free throw percentage at home:	1,932-2,768	.678	
		Iowa free throw percentage on road:	1,691-2,442	.692	
When opponent scores 100 points or more:	0-1	On Sunday:	7-3		
When opponent scores 90-99 points:	1-6	On Monday:	4-3		
When opponent scores 80-89 points:	5-21	On Tuesday:	24-12		
When opponent scores 70-79 points:	25-38	On Wednesday:	18-26		
When opponent scores 60-69 points:	48-17	On Thursday:	10-5		
When opponent scores fewer than 60 points:	48-5	On Friday:	16-6		
When Iowa shoots at least 50% from the field:	36-6	On Saturday:	48-33		
When Iowa shoots less than 50% from the field:	91-82	On CBS:	5-6		
When opponent shoots at least 50% from the field:	6-27	On ESPN:	13-20		
When opponent shoots less than 50% from the field:	121-61	On ESPN2:	11-5		
When Iowa has higher FG% than opponent:	104-18	On ESPN Plus:	90-52		
When opponent has higher FG%:	22-68	On Opponent Network:	6-5		
When FG% is equal:	1-2	No Television:	2-0		
When Iowa outrebounds opponent:	87-45	Most Points, First Half:	56 vs. UNC-A, 11/23/03		
When opponent has more rebounds:	34-42	Fewest Points, First Half:	16 at Mich. St., 3/5/03		
When rebounds are equal:	6-1	Most Points Allowed, First Half:	59 by N. Car., 11/24/04		
When Iowa shoots at least 80% from the line:	17-13	Fewest Points Allowed, First Half:	12 by ASU, 12/17/05		
When Iowa shoots less than 80% from the line:	110-75	Most Points, Second Half:	56 vs. W. Car., 12/18/04		
When opponent shoots at least 80% from the line:	22-15	Fewest Points, Second Half:	20 at Wisconsin, 1/5/06		
When opponent shoots less than 80% from the line:	105-73	Most Points Allowed, Second Half:	56, twice (MSU/KSU)		
When Iowa shoots more free throws than opponent:	105-38	Fewest Points Allowed, Second Half:	19 by Liberty, 12/22/02		
When opponent shoots more free throws:	19-49	Largest Halftime Advantage:	27 at Penn State, 2/26/05		
When free throws attempts are equal:	2-1	Largest Halftime Deficit:	27 vs. UMES, 11/13/01		
When Iowa has higher FT% than opponent:	75-33		33 at Mich. St., 3/5/03		
When opponent has higher FT%:	51-54				
When FT% is equal:	1-1				
When Iowa shoots at least 50% from three-point range:	26-5				
When Iowa shoots less than 50% from three-point range:	101-83				
When opponent shoots at least 50% from three-point range:	5-14				
When opponent shoots less than 50% from three-point range:	122-74				
When Iowa has a higher three-point FG% than opponent:	82-20				
When opponent has a higher three-point FG%:	44-66				
When three-point FG% is equal:	1-2				
When Iowa has more assists than opponent:	86-15				
When opponent has more assists:	34-70				
When assists are equal:	7-3				
When Iowa has fewer turnovers than opponent:	72-21				
When opponent has fewer turnovers:	47-60				
When turnovers are equal:	8-7				
When Iowa has more steals than opponent:	64-30				
When opponent has more steals:	55-50				
When steals are equal:	8-8				

2005-06 Iowa Game Summaries

(1) **IOWA 85, MARYLAND-EASTERN SHORE 41**
November 14, 2004, Carver-Hawkeye Arena, Iowa City, IA

Iowa had too much experience and too much depth for a young Maryland-Eastern Shore team as the Hawkeyes opened the season with an 86-41 win over the Hawks. UMES, with three freshmen and a transfer in the starting line-up, never led and trailed 44-20 at half-time. Iowa jumped to a fast start, shooting 45% from the field in the first half while holding UMES to 33.3% shooting.

Iowa improved its shooting touch to 60% in the second half and ended the night shooting 50.8% from the field and 71.4% from the free throw line. The Hawkeyes also held a 47-36 rebounding advantage and forced 25 turnovers while collecting 17 steals.

Five Iowa players scored in double figures, with seniors Greg Brunner and Jeff Horner leading the way with 16 points each. Adam Haluska added 12 points and Mike Henderson and Seth Gorney each scored 10. Doug Thomas led Iowa with 10 rebounds and Brunner had seven. Gorney was 5-5 from the field and added five rebounds.

MARYLAND-EASTERN SHORE - - 41

Name	FG	3-PT	FT	RB	PF	TP	A	TO	BK	S	M
Parham	5-14	0-0	1-2	11	1	11	1	4	0	0	34
McMillion	4-16	0-2	6-6	5	2	14	0	5	0	0	32
Waddell	2-4	0-0	0-0	7	2	4	1	2	1	0	28
Tyson	3-13	0-1	0-1	2	3	6	1	6	0	2	30
Brooks	1-4	0-2	0-1	1	1	2	2	1	0	1	27
Pierce	0-2	0-1	1-4	2	1	1	1	0	0	1	8
Valentine	0-1	0-0	0-0	0	4	0	0	1	0	0	7
Jackson	1-3	1-2	0-0	2	2	3	0	4	0	0	13
Harris	0-2	0-1	0-0	1	1	0	0	0	0	0	5
Warrick	0-0	0-0	0-0	0	0	0	0	0	0	1	2
Cohen	0-0	0-0	0-0	0	0	0	0	0	0	0	7
Leak	0-0	0-0	0-0	0	0	0	0	2	0	0	3
Moore	0-0	0-0	0-0	0	0	0	0	0	0	0	4
Team				5	0						
Totals	16-59	1-9	8-14	36	17	41	6	25	1	5	200
	FG%: .271		3PT%: .111					FT%: .571			

IOWA - - 86

Name	FG	3-PT	FT	RB	PF	TP	A	TO	BK	S	MN
Brunner	6-11	0-1	4-5	7	0	16	2	2	1	1	25
Hansen	2-3	0-0	1-2	2	3	5	0	2	2	1	13
Haluska	3-9	2-5	4-4	4	1	12	4	1	0	3	26
Horner	7-11	2-4	0-0	2	1	16	7	3	1	3	28
Henderson	2-6	0-0	6-7	4	1	10	3	1	0	2	22
Thompson	3-9	0-2	0-2	5	3	6	1	2	1	1	22
Freeman	3-8	1-3	0-1	5	0	7	6	1	0	3	22
Wieck	0-1	0-1	0-0	0	0	0	1	1	0	0	6
Wessels	0-0	0-0	0-0	0	0	0	1	1	0	0	4
Kennedy	0-0	0-0	0-0	1	0	0	0	1	0	0	2
Thomas	2-2	0-0	0-0	10	4	4	0	1	2	3	19
Gorney	5-5	0-0	0-0	5	1	10	0	0	1	0	11
Team				2							
Totals	33-65	5-16	15-21	47	14	86	25	16	8	17	200
	FG%: .508		3PT%: .313					FT%: .714			

Score by Periods: Attendance: 8,553

Maryland-Eastern Shore	20	21	41
Iowa	44	42	86

(2) **IOWA 85, COLGATE 41**
November 15, 2005, Carver-Hawkeye Arena, Iowa City, IA

Iowa used a 24-4 scoring run midway through the second half to regain control in taking a 73-51 win over Colgate in the second round of the Guardians Classic. After leading 42-24 at halftime, Iowa saw the Raiders close to within six points, 49-43 with 13 minutes, before regaining control. Jeff Horner scored on a lay-up and added two free throws to start Iowa's scoring spurt, while Greg Brunner added a lay-up and a pair of free throws to stretch the margin to 57-45 with nine minutes remaining.

The Hawkeyes shot 51.5% from the field in the first half, racing to a 23-6 advantage in the opening nine minutes. Iowa shot 49.1% for the game, compared to 42% for Colgate. Iowa held a 36-29 rebounding advantage and forced 18 turnovers.

Brunner led Iowa with 16 points, while Adam Haluska added 14 and Horner 13. Brunner and Erik Hansen each had eight rebounds, while Horner added eight assists and six rebounds.

COLGATE - - 51

Name	FG	3-PT	FT	RB	PF	TP	A	TO	BK	S	MN
Chones	9-15	0-0	2-4	8	4	20	0	3	0	0	33
Daniels	0-0	0-0	0-0	0	1	0	1	1	1	1	17
Roemer	5-8	2-5	0-0	2	2	12	0	3	0	1	31
Simon	0-3	0-3	0-0	1	1	0	1	0	0	0	8
Reed	4-11	3-7	0-0	0	1	11	4	2	0	1	34
Chones	0-6	0-0	0-1	4	2	0	5	1	0	0	22
Checovich	0-0	0-0	0-0	2	1	0	3	1	0	1	14
Foss	1-3	0-0	0-0	2	0	2	1	1	0	0	10
Gentile	1-3	0-1	0-1	3	2	2	1	4	0	2	22
Minchella	1-1	0-0	2-3	5	2	4	0	2	0	0	9
Team				2							
Totals	21-50	5-16	4-9	29	16	51	16	18	1	6	200
	FG%: .420		FT%: .313					3PT%: .444			

IOWA - - 73

Name	FG	3-PT	FT	RB	PF	TP	A	TO	BK	S	MN
Brunner	6-10	1-2	3-4	8	3	16	2	2	1	1	32
Hansen	4-5	0-0	3-3	8	2	11	1	1	1	0	20
Haluska	5-12	2-7	2-3	3	1	14	4	2	0	2	33
Horner	4-12	3-7	2-2	6	1	13	8	5	0	2	33
Henderson	4-7	1-1	0-1	4	1	9	1	2	0	2	25
Thompson	1-3	0-0	0-0	0	0	2	1	1	2	0	15
Freeman	0-2	0-1	0-0	1	1	0	1	0	0	0	16
Thomas	2-3	0-0	0-2	5	2	4	0	1	0	1	21
Gorney	2-3	0-0	0-0	1	0	4	0	0	0	0	5
Totals	28-57	7-18	10-15	36	11	73	18	14	4	8	200
	FG%: .491		3PT%: .389					FT%: .667			

Score by Periods: Attendance: 8,526

Colgate	24	27	51
Iowa	42	31	73

2005-06 Iowa Game Summaries

(3) IOWA 67, KENTUCKY 63 November 21, 2005, Municipal Auditorium, Kansas City, MO

Iowa converted six of eight free throws in the final 40 seconds to defeat seventh-ranked Kentucky 67-63 in the semi-finals of the Guardians Classic in Kansas City.

Senior forward Greg Brunner converted a three-point play with 3:55 remaining to give Iowa a 59-56 advantage and junior guard Mike Henderson scored from the lane to give Iowa a 61-58 lead with 1:29 to play. After a three-point basket by the Wildcats, junior guard Adam Haluska made one of two free throws to put Iowa on top for good (62-61) with 40 seconds remaining. Henderson came up with a key rebound in the final minute and freshman guard Tony Freeman came up with a steal to help protect Iowa's advantage as Horner, Henderson and Haluska all added free throws in the final seconds.

The game was close throughout, as Iowa shot 43.3% from the field in the opening half in taking a 34-31 halftime advantage. Iowa shot 38.3% for the game, but connected on 17-23 (73.9%) free throws. Iowa also forced 17 Kentucky turnovers and held the Wildcats to 32.8% shooting from the field.

Brunner led Iowa with 17 points and 12 rebounds, while Henderson added 15 points, seven rebounds and four steals.

KENTUCKY - - 63

Name	FG	3-PT	FT	RB	PF	TP	A	TO	BK	S	MN
Sims	8-15	4-6	2-4	7	5	22	0	2	0	0	26
Alleyne	0-0	0-0	0-0	1	0	0	0	0	0	0	5
Rondo	1-9	0-1	3-4	19	2	5	5	5	1	2	33
Sparks	2-5	2-4	1-2	0	2	7	2	3	0	1	24
Crawford	1-6	0-0	0-0	3	3	2	4	0	1	0	11
Moss	2-5	1-3	0-0	3	1	5	1	1	0	1	25
Bradley	2-5	1-3	2-3	2	1	7	1	3	1	0	20
Obrzut	1-1	0-0	0-0	1	2	2	0	1	0	0	10
Perry	3-8	1-3	5-6	3	3	1	0	1	0	1	20
Thomas	0-6	0-0	1-2	3	3	1	0	1	0	1	20
Carter	0-1	0-0	0-0	0	1	0	0	0	0	0	02
Team				3							
Totals	20-61	9-20	14-21	45	21	63	14	17	3	6	200
	FG%: .328	3PT%: .450	FT%: .667								

IOWA - - 67

Name	FG	3-PT	FT	RB	PF	TP	A	TO	BK	S	MN
Brunner	6-12	1-2	4-7	12	4	17	2	4	1	1	33
Hansen	3-5	0-0	0-0	3	3	6	0	2	5	0	15
Haluska	2-9	1-5	4-5	4	1	9	2	0	0	0	34
Horner	1-10	1-6	2-2	1	2	5	8	2	0	0	36
Henderson	4-9	0-0	7-9	7	2	15	0	1	0	4	31
Thompson	2-4	0-0	0-0	1	2	4	0	1	0	0	11
Freeman	2-4	1-2	0-0	2	2	5	1	1	0	1	16
Thomas	3-6	0-0	0-0	7	2	6	1	3	3	0	21
Gorney	0-1	0-0	0-0	0	1	0	0	0	0	0	3
Team				2							
Totals	23-60	4-15	17-23	39	19	67	14	15	9	6	200
	FG%: .383	3PT%: .267	FT%: .739								

Score by Periods:

Kentucky	31	32	63
Iowa	34	33	67

Attendance: 6,091

(4) TEXAS 68, IOWA 59 November 22, 2005, Municipal Auditorium, Kansas City, MO

Iowa led for the majority of the contest, but second-ranked Texas rallied in the final 10 minutes to defeat Iowa 68-59 in the championship game of the Guardians Classic in Kansas City.

Iowa led 31-24 at halftime, controlling the tempo and keeping the Longhorns off balance on offense. Texas used a zone defense in the second half to slow Iowa's offense as Iowa's shooting suffered in the final 20 minutes. Texas rallied for a three-point advantage with just over six minutes to play, but a tip-in basket by Greg Brunner and two free throws by Jeff Horner put the Hawkeyes back on top with 5:29 to play. Texas then scored six straight points over the next two minutes to gain control.

Iowa shot just 33.8% from the field, compared to 41.8% for the Longhorns. Texas made 16-20 free throws, including 14-17 in the final 20 minutes. Iowa won the rebounding battle 41-38 and was guilty of just 10 turnovers while forcing 12 Texas mistakes.

Junior Adam Haluska led Iowa with 23 points, earning a spot on the all-tournament team. Doug Thomas came off the bench to score 12 points by hitting 6-7 field goals. Brunner led Iowa with eight rebounds, while Haluska and Mike Henderson each had seven.

TEXAS - - 68

Name	FG	3-PT	FT	RB	PF	TP	A	TO	BK	S	MN
Tucker	2-10	0-0	4-4	7	4	8	1	2	0	0	34
Buckman	4-7	2-4	4-5	6	3	14	1	1	1	1	22
Aldridge	8-14	0-0	2-3	12	5	18	0	5	3	3	37
Gibson	5-11	3-6	3-3	2	2	16	3	2	0	1	38
Paulino	3-7	1-3	1-2	3	1	8	5	1	2	0	32
Lewis	0-0	0-0	0-0	0	0	0	0	0	0	0	1
Abrams	0-2	0-1	2-3	1	1	2	1	0	0	0	16
Winder	0-1	0-1	0-0	0	0	0	0	0	0	0	2
Atchley	0-2	0-1	0-0	1	1	0	0	1	0	0	3
Williams	1-1	0-0	0-0	5	1	2	0	0	0	0	15
Team				1							
Totals	23-55	6-16	16-20	38	18	68	11	12	6	5	200
	FG%: .418	3PT%: .375	FT%: .800								

IOWA - - 59

Name	FG	3-PT	FT	RB	PF	TP	A	TO	BK	S	MN
Brunner	2-10	0-1	2-5	8	3	6	1	2	0	0	29
Hansen	2-4	0-0	1-2	5	4	5	1	3	1	1	23
Haluska	9-23	4-12	1-2	7	3	23	1	1	0	0	39
Horner	2-12	1-8	4-4	3	4	9	7	0	0	0	28
Henderson	0-2	0-0	2-2	7	1	2	0	3	0	1	27
Thompson	0-3	0-1	0-0	2	0	0	1	0	0	0	10
Freeman	0-3	0-3	0-0	1	2	0	3	0	0	0	14
Thomas	6-7	0-0	0-0	5	1	12	0	1	1	0	21
Reed	1-1	0-0	0-0	1	2	2	1	0	0	0	9
Team				2							
Totals	22-65	5-25	10-15	41	20	59	15	10	2	2	200
	FG%: .338	3PT%: .200	FT%: .667								

Score by Periods:

Texas	24	44	68
Iowa	31	28	59

Attendance: 6,357

2005-06 Iowa Game Summaries

(5) **IOWA 79, TEXAS-SAN ANTONIO 46**
November 26, 2005, Carver-Hawkeye Arena, Iowa City, IA

After a sluggish start, Iowa dominated the final 30 minutes in taking a 79-46 win over Texas-San Antonio in Carver-Hawkeye Arena. Leading by a single point midway through the first half, Iowa used a 15-1 scoring run over the final seven minutes of the half to take a 36-21 lead at intermission. Iowa dominated the second half by a 43-25 margin to put the game away midway through the second period. The Hawkeyes shot 47.4% from the field, held a 42-34 rebounding advantage and made 22-31 (71%) free throws.

The Iowa defense had another strong outing, as UTSA shot just 35.7% from the field and 28.6% from three-point range. The Hawkeyes forced 23 turnovers while collecting 11 steals while no Iowa player saw more than 27 minutes of action.

Junior Adam Haluska led Iowa's balanced scoring attack with 15 points, while Greg Brunner added 14, Jeff Horner 13 and sophomore Alex Thompson a career-high 11. Doug Thomas led Iowa with eight rebounds and Haluska added seven, while Horner and freshman Tony Freeman each had four assists.

TEXAS-SAN ANTONIO - - 46

Name	FG	3-PT	FT	RB	PF	TP	A	TO	BK	S	MN
Rodgers	1-5	0-0	0-0	3	4	2	1	2	0	3	13
Ojougboh	2-6	0-0	1-3	1	1	5	3	3	2	1	29
Owens	7-15	1-2	0-0	5	3	15	1	5	0	0	28
Attaway	0-4	0-2	1-2	4	1	1	5	5	0	2	32
Young	3-5	0-1	0-0	3	4	6	0	1	0	0	18
Byrd	2-5	0-1	0-0	2	1	4	1	4	0	0	25
Reynolds	0-1	0-1	0-0	1	1	0	2	0	0	1	7
Maiden	0-1	0-0	0-0	0	1	0	0	0	0	0	8
Thompson	1-2	0-1	0-0	4	1	2	0	1	0	0	9
Bernard	4-9	3-4	0-0	1	3	11	0	1	1	1	20
Donlon	0-3	0-1	0-0	4	2	0	0	1	0	0	11
Team				6							
Totals	20-56	4-14	2-5	34	22	46	13	23	3	8	200
	FG%:	.357	FT%:	.286		3PT%:	.400				

IOWA - - 79

Name	FG	3-PT	FT	RB	PF	TP	A	TO	BK	S	MN
Brunner	3-5	0-0	8-10	6	3	14	3	2	0	1	25
Hansen	3-9	0-0	2-3	4	1	8	1	1	1	1	20
Haluska	6-10	1-2	2-3	7	1	15	1	1	0	1	27
Horner	4-10	1-4	4-4	3	2	13	4	1	1	1	26
Henderson	1-2	0-0	2-2	1	0	4	1	2	0	1	16
Thompson	4-6	1-2	2-2	6	1	11	0	2	0	1	18
Freeman	0-2	0-1	1-2	3	1	1	4	2	0	0	22
Wieck	0-1	0-0	0-0	0	0	0	0	0	0	0	3
Thomas	1-3	0-0	1-5	8	4	3	0	2	2	1	17
Reed	3-7	0-4	0-0	0	0	6	3	0	0	3	17
Gorney	2-2	0-0	0-0	1	0	4	0	0	0	1	9
Team				3							
Totals	27-57	3-13	22-31	42	13	79	17	13	4	11	200
	FG%:	.474	3PT%:	.231		FT%:	.710				

Score by Periods:

Texas-San Antonio	21	25	46
Iowa	36	43	79

Attendance: 9,683

(6) **IOWA 45, NORTH CAROLINA STATE 42**
November 30, 2005, Carver-Hawkeye Arena, Iowa City, IA

Iowa used a 10-0 scoring run over a six minute period late in the game to defeat 21st-ranked North Carolina State 45-42 in Iowa City as part of the Big Ten/ACC Challenge. Trailing 35-31 with 9:52 to play, Iowa began its scoring run with a jumper by Erek Hansen and tied the game on two free throws by Mike Henderson. Iowa took the lead for good on a basket by Greg Brunner with five minutes to play. Adam Haluska scored two baskets after turnovers to increase the advantage to 41-35 with 3:55 remaining. NC State cut the margin in half on a three-point basket before Brunner added another basket and Jeff Horner scored Iowa's final points on a jumper with 1:17 to play. The Wolfpack cut the margin to 45-42 with 56 seconds left and got the ball back after an Iowa miss with 20 seconds to play. A final three-point attempt by NC State in the last two seconds was off target and Iowa had the hard fought win.

Iowa's defense was outstanding once again, as NC State shot just 34% from the field and 16.7% from three point range. Iowa collected 11 steals while forcing 24 turnovers and blocked five shots.

Haluska led Iowa's scoring with 18 points and Horner added 11. Erek Hansen led the Hawkeyes with eight rebounds and Haluska and Brunner each collected six. Horner added six assists and Haluska had three steals.

NC STATE - - 42

Name	FG	3-PT	FT	RB	PF	TP	A	TO	BK	S	MN
Evtimov	3-12	2-9	0-0	4	2	8	2	0	0	0	35
Brackman	2-7	0-1	1-3	7	3	5	1	4	1	1	30
Simmons	5-8	0-0	3-5	13	2	13	5	4	6	1	36
Grant	2-7	0-1	1-2	3	1	5	3	5	0	0	24
Atsur	2-4	0-2	0-0	1	3	4	0	5	0	1	25
Bennerman	2-7	0-2	0-0	3	1	4	0	1	0	1	29
Bethel	1-5	1-3	0-0	4	3	3	0	3	0	2	21
Team				3				2			
Totals	17-50	3-18	5-10	38	15	42	11	24	7	6	200
	FG%:	.340	FT%:	.167		3PT%:	.500				

IOWA - - 45

Name	FG	3-PT	FT	RB	PF	TP	A	TO	BK	S	MN
Brunner	4-14	1-2	0-0	6	3	9	3	2	0	2	30
Hansen	1-2	0-0	0-0	8	4	2	0	1	3	2	23
Haluska	7-17	0-4	4-5	6	2	18	1	2	0	3	32
Horner	4-11	1-4	2-2	4	1	11	6	5	0	2	38
Henderson	0-2	0-0	2-2	3	0	2	0	4	0	2	30
Thompson	0-3	0-0	0-0	1	1	0	0	0	0	0	13
Freeman	0-3	0-1	0-0	2	1	0	0	2	0	0	11
Thomas	1-4	0-0	1-2	5	0	3	0	1	2	0	12
Reed	0-1	0-1	0-0	1	0	0	0	1	0	0	8
Gorney	0-0	0-0	0-0	2	0	0	0	1	0	0	3
Team				2							
Totals	17-57	2-12	9-11	40	12	45	10	19	5	11	200
	FG%:	.298	3PT%:	.167		FT%:	.818				

Score by Periods:

North Carolina State	22	20	42
Iowa	25	20	45

Attendance: 13,043

2005-06 Iowa Game Summaries

(7) **IOWA 75, FAIRFIELD 59**
December 2, 2005, Carver-Hawkeye Arena, Iowa City, IA

Greg Brunner recorded his second double-double of the season to lead Iowa's offensive attack in a 75-59 win over Fairfield in the first round of the Hawkeye Challenge. Brunner connected on all eight of his field goal attempts and 7-8 free throws, scoring a season-high 23 points and grabbing 11 rebounds. Jeff Horner joined Brunner in the double-double column, adding 12 points and 10 assists, while also grabbing eight rebounds and leading the team with two steals.

Fairfield stayed in the game by connecting on 12-29 three point attempts and forcing 20 Hawkeye turnovers. Iowa shot 52% from the field in each half and led 32-29 at the break. The Hawkeyes led throughout the final 20 minutes, but a pair of three-pointers allowed Fairfield to cut the Iowa advantage to five points with 3:32 remaining. Iowa then scored the next 12 points over the final three minutes to secure the win.

The Hawkeye defense held Fairfield to 26.9% shooting from the field, as the Stags made just 6-38 (15.8%) of their two-point field goal attempts. Iowa also blocked 11 shots, just one shy of the school record for blocks in a game.

Iowa won the rebounding battle by a 42-35 margin and shot 52.1% from the field and 83.3% from the free throw line. Adam Haluska scored 11 points to join Brunner and Horner in double figures and he added five rebounds. Center Erik Hansen led Iowa's interior defense, matching his career-best with seven blocks while also adding eight points and six rebounds.

FAIRFIELD - - 59

Name	FG	3-PT	FT	RB	PF	TP	A	TO	BK	S	MN
Bell	4-10	3-8	0-0	6	3	11	2	3	0	0	33
Van Schaick	4-11	3-7	6-6	7	1	17	1	2	0	2	34
Carter	0-5	0-1	2-2	3	4	2	1	3	0	2	33
Todd	3-15	0-0	0-0	5	1	6	2	0	0	2	32
Han	4-13	4-9	3-7	5	4	15	7	3	0	2	35
Oglesby	3-10	2-3	0-0	2	2	8	2	0	0	1	21
Allen	0-2	0-0	0-0	0	0	0	0	0	0	0	3
Reedal	0-1	0-1	0-0	0	2	0	0	1	0	0	3
Middleton	0-0	0-0	0-0	1	2	0	0	0	0	0	6
Team				6		1					
Totals	18-67	12-29	11-15	35	19	59	15	13	0	9	200
	FG%: .269	FT%: .414	3PT%: .733								

IOWA - - 75

Name	FG	3-PT	FT	RB	PF	TP	A	TO	BK	S	MN
Brunner	8-8	0-0	7-8	11	1	23	2	2	2	0	32
Hansen	3-4	0-0	2-2	6	2	8	1	1	7	1	22
Haluska	4-9	1-5	2-2	5	0	11	4	3	0	0	31
Horner	3-10	2-7	4-4	8	1	12	10	2	1	2	34
Henderson	3-5	0-0	2-4	3	1	8	0	3	1	0	23
Thompson	1-2	0-0	2-2	1	1	4	0	1	0	0	13
Freeman	3-5	2-4	0-0	1	2	8	2	4	0	0	22
Thomas	0-1	0-0	0-0	4	3	0	0	2	0	0	12
Reed	0-4	0-2	1-2	2	0	1	2	2	0	0	11
Team				1							
Totals	25-48	5-18	20-24	42	11	75	21	20	11	3	200
	FG%: .521	3PT%: .278	FT%: .833								

Score by Periods:				Attendance: 10,001
Fairfield	29	30	59	
Iowa	32	43	75	

(8) **IOWA 72, VALPARAISO 59**
December 3, 2005, Carver-Hawkeye Arena, Iowa City, IA

Senior guard Jeff Horner scored a season-high 19 points and handed out six assists in leading Iowa to a 72-59 win over Valparaiso in the Hawkeye Challenge, giving Iowa its fourth straight win. Horner received scoring support from Mike Henderson (15) and Adam Haluska (14), while fellow senior Greg Brunner led Iowa with 13 rebounds.

Iowa led by as many as 11 points in the first half before taking a 34-27 halftime advantage. Valparaiso cut the deficit to three points early in the second half before Henderson scored seven straight points to stretch Iowa's advantage to eight at the 14-minute mark. Two free throws and a lay-up on the break by Horner gave Iowa a 58-47 advantage with 6:47 to play and the Hawkeyes led by 10 or more points the rest of the way.

The Hawkeyes shot 41.4% from the field and 81% from the free throw line, while winning the rebounding battle 43-35 and holding Valpo to 38.5% shooting.

Horner earned tournament MVP honors while Haluska and Brunner were also named to the all-tournament team. Horner had 16 assists in the two games, while Brunner collected 24 rebounds in the tournament.

VALPARAISO - - 59

Name	FG	3-PT	FT	RB	PF	TP	A	TO	BK	S	MN
Howard	3-9	0-0	0-0	4	4	6	1	3	1	1	30
Oppland	11-19	1-5	0-1	7	3	23	0	2	0	1	38
Kone	3-14	1-4	3-6	10	3	10	3	0	3	0	34
Miles	2-8	0-3	0-0	1	3	4	2	2	0	0	17
Loyd	2-5	0-2	0-0	3	4	4	4	4	0	3	20
Igbavboa	0-1	0-0	0-0	0	0	0	0	1	0	0	3
Colclasure	1-2	0-1	2-2	1	1	4	1	0	0	0	15
Berdie	1-3	1-3	1-2	4	4	4	2	1	0	2	23
Huff	2-3	0-0	0-0	2	0	4	0	0	0	0	20
Team				2							
Totals	25-64	3-18	6-11	34	22	59	13	13	4	7	200
	FG%: .385	FT%: .158	3PT%: .545								

IOWA - - 72

Name	FG	3-PT	FT	RB	PF	TP	A	TO	BK	S	MN
Brunner	3-11	1-2	2-2	13	1	9	1	6	0	0	33
Hansen	3-7	0-0	0-0	5	4	6	0	0	3	0	25
Haluska	5-12	2-4	2-2	6	0	14	0	1	0	1	36
Horner	4-13	2-7	9-12	3	2	19	6	2	0	2	39
Henderson	5-6	1-2	4-5	6	3	15	5	1	0	0	26
Thompson	1-1	0-0	0-0	0	0	2	1	1	1	1	10
Freeman	2-5	1-2	0-0	0	1	5	0	2	0	0	14
Thomas	1-4	0-0	0-0	3	2	2	0	2	2	1	13
Reed	0-0	0-0	0-0	0	0	0	0	1	0	0	4
Team				8		1					
Totals	14-59	7-17	17-21	44	13	72	13	17	6	5	200
	FG%: .414	3PT%: .438	FT%: .810								

Score by Periods:				Attendance: 9,804
Valparaiso	37	32	59	
Iowa	34	38	72	

2005-06 Iowa Game Summaries

(9) NORTHERN IOWA 67, IOWA 63 (OT)
December 6, 2005, UNI-Dome, Cedar Falls, IA

Northern Iowa outscored the Hawkeyes 11-7 in overtime, taking a 67-63 win at the UNI-Dome. The game was even throughout, especially in the second half. Iowa led by as many as nine points in the opening half and held a 31-24 halftime advantage. Northern Iowa closed the gap early in the second half, but never took the lead until the last few minutes. Iowa's Greg Brunner gave his team a 54-53 lead with 1:56 to play before the Panthers took a 56-54 advantage on a three-point basket. Brunner added two free throws with 41 seconds to play to knot the score at 56 and the teams headed to overtime after UNI missed two potential game-winning shots in the final seconds.

Mike Henderson scored Iowa's first four points in the overtime period, giving the Hawkeyes a 60-59 advantage. After UNI took the lead on another three-point basket, the Hawkeyes were unable to score again until the Panthers had built a 65-60 margin. Brunner added a three-pointer with 14 seconds to play to cut the margin to two, but the Panthers made their final two free throws to secure the win.

Brunner led Iowa with his third double-double of the season, collecting a season-high 26 points and 10 rebounds. Jeff Horner added 10 points before leaving the game late in regulation with an injury. Adam Haluska led Iowa with three assists and three steals, while Erik Hansen added eight points and four blocked shots.

IOWA - - 63

Name	FG	3-PT	FT	RB	PF	TP	A	TO	BK	S	MN
Brunner	10-22	3-5	3-4	10	2	26	2	1	0	0	39
Hansen	4-8	0-0	0-0	1	2	8	0	2	4	0	21
Haluska	1-7	1-4	0-0	2	2	3	3	3	1	3	42
Horner	3-5	2-4	2-2	3	0	10	2	2	0	2	35
Henderson	1-3	0-2	2-2	2	1	4	2	2	0	0	27
Thompson	2-4	0-0	0-2	3	3	4	2	1	0	1	17
Freeman	3-6	2-5	0-0	3	2	8	1	1	0	0	26
Thomas	0-1	0-0	0-0	1	3	0	0	2	0	0	14
Reed	0-0	0-0	0-0	1	0	0	0	0	0	0	4
Team				6							
Totals	24-56	8-20	7-10	32	15	63	12	14	5	6	225
	FG%: .429	3PT%: .400	FT%: .700								

NORTHERN IOWA - - 67

Name	FG	3-PT	FT	RB	PF	TP	A	TO	BK	S	MN
Stout	5-11	1-4	0-0	9	4	11	2	3	4	0	35
Coleman	8-14	0-0	3-4	6	1	19	2	3	1	1	41
Crawford	2-8	1-3	4-4	4	0	9	5	3	0	1	37
Jacobson	6-14	3-8	1-2	7	1	16	3	4	0	0	41
McKowen	2-5	2-5	0-0	5	3	6	3	3	0	2	40
Little	1-2	1-2	1-2	3	1	4	1	1	0	0	21
Josten	0-1	0-0	0-0	0	0	0	0	0	0	0	5
Santos	1-1	0-0	0-0	1	0	2	0	0	0	0	5
Team				1							
Totals	25-56	8-22	9-12	36	10	67	16	17	5	4	225
	FG%: .446	3PT%: .364	FT%: .750								

Score by Periods: Attendance: 13,288

Iowa	31	25	7	63
Northern Iowa	24	32	11	67

(10) IOWA STATE 72, IOWA 60
December 9, 2005, Hilton Coliseum, Ames, IA

Playing without senior guard Jeff Horner for the first time in 103 games, Iowa was guilty of 20 turnovers in a 72-60 loss at Iowa State. ISU collected 13 steals and scored 12 fast break points to Iowa's two. Iowa played well in the early going, building as much as a six point advantage, 16-10, with 11 minutes left in the half. The Hawkeyes still led by two, 29-27, with 2:50 remaining in the opening period before ISU closed the half with an 8-1 scoring run.

Trailing 35-30 at halftime, Iowa saw the Cyclones take advantage of turnovers and quick shots in building a large lead in the first 10 minutes of the second half. Iowa found its inside game in the late going, but could get no closer than 11 points in the final five minutes.

The Hawkeyes shot just 34% from the field and 13.3% (2-15) from three-point range. Iowa won the rebounding battle, 44-39, but had just seven assists and eight steals.

Adam Haluska led Iowa's scoring attack with 16 points and he also added four rebounds and four assists. Greg Brunner recorded his fourth double-double of the season with 11 points and 12 rebounds. Erik Hansen matched his career scoring high with 14 points, while also collecting seven rebounds and four blocked shots.

IOWA - - 60

Name	FG	3-PT	FT	RB	PF	TP	A	TO	BK	S	MN
Haluska	4-13	0-4	8-10	4	1	16	4	3	0	1	38
Freeman	3-8	2-6	0-0	1	5	8	2	5	0	3	30
Hansen	6-7	0-0	2-5	7	2	14	0	1	4	0	22
Henderson	1-6	0-2	3-4	5	1	5	0	5	1	1	31
Brunner	2-8	0-0	7-8	12	4	11	1	2	0	2	32
Wieck	0-0	0-0	0-0	0	1	0	0	0	0	0	2
Thomas	1-4	0-0	2-4	3	3	4	0	1	0	1	15
Reed	0-4	0-2	0-2	2	0	0	0	0	0	0	9
Thompson	1-3	0-1	0-0	6	1	2	0	3	0	0	19
Gorney	0-0	0-0	0-0	1	1	0	0	0	0	0	2
Team				3							
Totals	18-53	2-15	22-33	44	19	60	7	20	5	8	200
	FG%: .340	3PT%: .133	FT%: .667								

IOWA STATE - - 72

Name	FG	3-PT	FT	RB	PF	TP	A	TO	BK	S	MN
Stinson	8-17	2-5	2-5	5	3	20	5	5	0	4	38
Blalock	4-12	1-3	2-3	4	1	11	8	4	0	1	33
Clark	6-12	3-7	2-2	3	2	17	1	0	1	3	26
Davis	1-5	0-1	3-4	5	2	5	0	3	0	0	24
Hubalek	6-10	0-2	1-1	8	5	13	1	1	3	3	28
Taggart	0-1	0-0	0-0	3	2	0	0	1	0	0	7
Carr	3-9	0-2	0-2	4	3	6	0	1	0	2	22
Neal	0-0	0-0	0-0	0	0	0	0	0	0	0	1
Marsden	0-0	0-0	0-2	6	2	0	0	0	1	0	21
Team				1							
Totals	28-66	6-20	10-19	39	20	72	15	15	5	13	200
	FG%: .424	3PT%: .300	FT%: .526								

Score by Periods: Attendance: 14,092

Iowa	30	30	60
Iowa State	35	37	72

2005-06 Iowa Game Summaries

(11) IOWA 62, ARIZONA STATE 43 December 17, 2005, Carver-Hawkeye Arena, Iowa City, IA

Iowa used another solid defensive performance in taking a 62-43 win over Arizona State, snapping a two-game losing streak. The Hawkeyes held the Sun Devils to just 12 points in the first half, building a 28-12 halftime advantage. ASU shot just 26.1% from the field in the opening 20 minutes and just 34% for the game. ASU entered the game as one of the top three-point teams in the nation, but Iowa held the visitors to 23.1% (3-13) from behind the line.

Iowa started slow on offense as well while playing its second straight game without senior guard Jeff Horner. Iowa led 13-8 when Adam Haluska, Mike Henderson and Carlton Reed each hit a three-point basket during a three minute stretch that saw Iowa increase the margin to 24-10 with four minutes left in the half.

ASU was able to close the margin to 10 points at just one point in the second half, but Iowa responded with a 14-2 scoring run and eventually led by as many as 22 points in the closing minutes. Iowa won the rebounding battle 41-35 and forced 17 ASU turnovers.

Haluska led Iowa's scoring attack with 17 points, as he hit 4-8 field goals, 3-6 treys and 6-6 free throws. Greg Brunner added 12 points and a career-high 15 rebounds and Henderson scored 10. Freshman Tony Freeman added a career-best seven assists, Carlton Reed had a season-high nine points and Alex Thompson had six rebounds.

ARIZONA STATE - - 43

Name	FG	3-PT	FT	RB	PF	TP	A	TO	BK	S	MN
Atuahene	2-2	0-0	0-0	4	3	4	2	3	0	0	25
Angounou	4-10	0-0	0-0	6	4	8	0	1	0	2	27
Pendergraph	3-9	0-0	0-1	5	2	6	0	3	1	0	17
Kruger	3-13	2-8	4-5	3	3	12	6	2	0	2	36
Jackson	1-5	0-2	0-0	4	2	2	1	0	0	0	29
Morill	0-1	0-0	0-0	0	0	0	0	0	0	0	4
Krueger	4-11	1-3	0-0	2	4	9	0	3	1	1	30
Seay	1-1	0-0	0-0	1	0	2	0	0	0	0	1
Claudino	0-0	0-0	0-0	0	1	0	0	0	0	0	7
Austin	0-1	0-0	0-2	3	0	0	0	0	1	0	9
Goldstein	0-0	0-0	0-0	5	4	0	1	4	1	0	15
Team				2				1			
Totals	18-53	3-13	4-8	35	23	43	10	17	4	5	200
	FG%: .340		FT%: .231			3PT%: .500					

IOWA - - 62

Name	FG	3-PT	FT	RB	PF	TP	A	TO	BK	S	MN
Brunner	5-10	0-1	2-7	15	2	12	2	3	0	0	31
Hansen	2-3	0-0	0-0	0	3	4	0	0	3	1	17
Haluska	4-8	3-6	6-6	5	0	17	3	0	0	2	37
Freeman	2-7	0-4	2-4	1	1	6	7	4	0	0	25
Henderson	3-10	1-4	3-4	5	0	10	3	4	0	0	31
Thompson	0-5	0-0	0-1	6	2	0	0	0	0	0	16
Thomas	2-4	0-0	0-1	4	2	4	0	0	0	0	15
Reed	3-5	1-2	2-3	2	1	9	0	2	0	1	22
Gorney	0-0	0-0	0-0	0	0	0	0	0	0	0	6
Team				3							
Totals	21-52	5-17	15-26	41	11	62	15	13	3	4	200
	FG%: .404		3PT%: .294			FT%: .577					

Score by Periods:

Arizona State	12	31	43
Iowa	28	34	62

Attendance: 10,902

(12) IOWA 65, DRAKE 60 December 20, 2005, Carver-Hawkeye Arena, Iowa City, IA

Iowa rallied from a three-point deficit in the final three minutes to score a 65-60 win over Drake in Carver-Hawkeye Arena. The Hawkeyes got off to a slow start, trailing 11-2 after five minutes. The Hawkeyes were able to settle down and finally moved ahead with nine minutes left in the first half. Iowa used a 9-3 scoring spurt in the final five minutes of the half for a 29-25 lead at intermission.

The Hawkeyes started fast in the second half, moving to a 34-25 advantage in the first minute of the period. Drake rallied from there, finally taking a one-point lead with 7:41 remaining. The teams remained even the rest of the way before Drake took a 58-55 advantage with 3:10 remaining. Doug Thomas scored on a dunk with three minutes to play and Adam Haluska hit a three-pointer to give Iowa a 60-58 advantage with 1:36 remaining. After Drake again tied the score, Haluska hit a second three-point basket with 32 seconds to play. Greg Brunner grabbed a defensive rebound on Drake's next miss and added one of two free throws with 17 seconds left. Following another Drake miss, Thomas scored the final point of the game on a free throw and Iowa had its 27th straight win over the Bulldogs.

Brunner led Iowa with 17 points and 12 rebounds, collecting his fourth consecutive double-double. Mike Henderson added 12 points and eight rebounds and Thomas had 11 points, eight rebounds and four blocked shots. Haluska scored 11 points and led Iowa with six assists and three steals. Iowa held Drake to 37.1% field goal shooting and won the rebounding battle 39-35.

DRAKE - - 60

Name	FG	3-PT	FT	RB	PF	TP	A	TO	BK	S	MN
Calvin	3-12	0-0	0-0	3	2	6	0	1	0	1	25
Keita	7-13	0-0	1-1	7	1	15	0	2	0	0	26
Stewart	2-7	0-1	0-0	2	4	4	9	3	0	2	29
Grant	1-6	0-0	1-1	3	3	3	2	1	0	3	20
Brooks	4-6	2-4	3-3	6	1	13	0	4	0	0	25
Bryant	3-7	3-6	2-2	1	0	11	1	2	0	0	20
Hemmskerk	2-3	1-1	0-1	2	3	5	0	1	0	0	13
Houston	0-1	0-1	0-0	2	2	0	1	1	0	1	11
Baryenbruch	0-0	0-0	0-0	0	0	0	0	1	0	2	5
Emmeneker	0-0	0-0	0-0	0	0	0	1	0	0	0	6
Tracy	0-2	0-0	0-0	1	2	0	0	0	0	0	4
Cox	1-5	0-2	1-2	2	1	3	1	0	0	0	16
Team				6							
Totals	23-62	6-15	8-10	35	19	60	15	16	0	9	200
	FG%: .371		FT%: .400			3PT%: .800					

IOWA - - 65

Name	FG	3-PT	FT	RB	PF	TP	A	TO	BK	S	MN
Brunner	6-13	1-2	4-7	12	2	17	0	4	0	1	33
Hansen	0-1	0-0	0-0	0	2	0	0	3	3	0	15
Haluska	4-12	3-11	0-0	3	3	11	6	2	1	3	36
Freeman	2-5	2-4	0-0	1	1	6	2	2	0	0	21
Henderson	4-6	0-0	4-4	8	3	12	4	3	0	1	37
Thompson	1-3	0-2	0-0	1	2	2	0	1	0	0	16
Thomas	4-7	0-0	3-5	8	4	11	1	1	4	0	22
Reed	2-7	0-4	2-2	2	0	6	1	1	0	2	20
Team				4							
Totals	23-54	6-23	13-18	39	17	65	14	17	8	7	200
	FG%: .426		3PT%: .261			FT%: .722					

Score by Periods:

Drake	25	35	60
Iowa	29	36	65

Attendance: 9,732

2005-06 Iowa Game Summaries

(13) IOWA 73, ROBERT MORRIS 51
December 22, 2005, Carver-Hawkeye Arena, Iowa City, IA

Iowa used an 18-5 scoring run over the final eight minutes of the first half to take complete control, and the Hawkeyes went on to a 73-51 win over Robert Morris in their final non-conference home game of the season.

Leading 23-17, Iowa picked up the pace late in the first half to build a 41-22 margin by intermission. Iowa shot 45.7% from the field in the first half, while Robert Morris shot just 25%. The visitors improved to 36.7% shooting over the final 20 minutes as Iowa picked up in the second half where it ended the first. Robert Morris was never able to get closer than 15 points, and that came with just under four minutes left to play.

Iowa used a balanced attack and strong play from its reserves to win its third straight game. Adam Haluska led the Iowa scoring with 18 points, as he hit 7-14 field goal attempts and 4-7 three-pointers. Greg Brunner added 15 points and 10 rebounds, recording his fifth straight double-double. Doug Thomas added 10 points and four rebounds and Mike Henderson added eight points, four rebounds, six assists and four steals. Along with his 18 points, Haluska added nine rebounds and four assists.

Iowa shot 45.3% from the field for the game and won the rebounding battle 46-26. Iowa also collected nine steals and seven blocked shots while forcing 17 turnovers.

ROBERT MORRIS - - 51

Name	FG	3-PT	FT	RB	PF	TP	A	TO	BK	S	MN
Jackson	1-10	0-2	0-0	5	5	2	0	2	0	0	29
Boston	4-12	1-6	0-0	4	4	9	2	3	0	1	36
Coleman	3-9	2-6	0-0	3	1	8	0	3	0	5	38
Chappell	5-10	1-3	0-0	12	1	11	1	2	3	2	36
Lee	4-12	0-1	9-10	9	1	17	2	2	0	2	36
Lancaster	0-3	0-1	0-0	3	0	0	0	1	0	0	9
Clark	1-2	0-1	0-0	0	0	2	0	2	0	1	11
Senat	0-1	0-0	0-0	0	0	0	0	0	0	0	4
Palmer	1-3	0-0	0-0	0	3	2	0	1	1	0	10
Team								1			
Totals	19-62	4-20	9-10	36	15	51	5	17	4	11	200
	FG%: .306	FT%: .200	3PT%: .900								

IOWA - - 73

Name	FG	3-PT	FT	RB	PF	TP	A	TO	BK	S	MN
Brunner	6-10	0-1	3-4	10	2	15	2	1	1	0	28
Hansen	1-5	0-0	2-3	5	2	4	0	2	4	0	15
Haluska	7-14	4-7	0-0	9	1	18	4	0	1	0	33
Freeman	3-4	1-2	0-0	2	2	7	4	6	0	2	29
Henderson	4-11	0-0	0-0	4	3	8	6	1	0	4	33
Thompson	2-6	0-0	0-0	3	1	4	1	0	0	0	16
Wieck	0-1	0-0	0-0	4	0	0	1	2	0	0	6
Wessels	1-1	1-1	0-0	0	0	3	0	0	0	0	2
Thomas	4-5	0-0	2-4	4	1	10	1	3	1	3	19
Reed	1-6	1-5	1-2	3	0	4	1	1	0	0	17
Gorney	0-1	0-0	0-0	0	0	0	0	0	0	0	2
Team								2			
Totals	29-64	7-16	8-13	46	12	73	20	16	7	9	200
	FG%: .453	3PT%: .438	FT%: .615								

Score by Periods: Attendance: 9,985

Robert Morris	22	29	51
Iowa	41	32	73

(14) IOWA 60, SAINT LOUIS 50
December 30, 2005, Savvis Center, St. Louis, MO

Iowa closed the non-conference portion of the schedule with a 60-50 win at Saint Louis, earning its fourth straight win. The Hawkeyes used a 15-5 scoring run over the final five minutes of the first half to take a 36-28 advantage at the break. Iowa maintained its advantage throughout the second half, but led by just five after two Billiken free throws with two minutes remaining. Jeff Horner connected on a three-point basket to beat the shot clock with 1:22 remaining to give Iowa some breathing room. Saint Louis was never closer than six the rest of the way. Both Horner and freshman Tony Freeman added a pair of free throws in the final minute to secure the win.

Horner returned to action for the first time since suffering a knee injury on Dec. 6. He collected 17 points, six assists and two steals in 36 minutes. Junior Adam Haluska hit 4-6 three-pointers and matched Horner with 17 points. Greg Brunner led Iowa with eight rebounds and Carlton Reed scored six points, hitting two key three-point baskets in the first half to key Iowa's flurry at the end of the period.

Iowa shot 42.9% from the field and a season-best 52.6% (10-19) from three-point range. The Hawkeyes held Saint Louis to 36% shooting, including 2-13 (15.4%) from three-point range.

IOWA - - 60

Name	FG	3-PT	FT	RB	PF	TP	A	TO	BK	S	MN
Brunner	3-9	0-1	0-0	8	2	6	2	4	0	1	31
Hansen	3-3	0-0	0-1	4	4	6	1	1	0	1	22
Haluska	6-10	4-6	1-2	5	2	17	2	1	0	0	30
Hornere	5-13	3-6	4-5	2	2	17	6	2	0	2	36
Henderson	1-2	1-1	0-0	3	0	3	0	2	0	0	22
Thompson	0-2	0-0	0-0	0	0	0	1	0	1	0	9
Freeman	0-3	0-2	2-2	1	0	2	0	0	0	0	17
Thomas	1-3	0-0	1-2	4	4	3	1	0	0	0	14
Reed	2-4	2-3	0-0	2	0	6	1	1	0	1	15
Gorney	0-0	0-0	0-0	0	1	0	1	0	0	0	4
Team								3			
Totals	21-49	10-19	8-12	32	15	60	15	11	1	5	200
	FG%: .429	3PT%: .526	FT%: .667								

SAINT LOUIS - - 50

Name	FG	3-PT	FT	RB	PF	TP	A	TO	BK	S	MN
Johnson	2-6	0-0	0-0	6	4	4	0	2	1	0	23
Vouyoukas	4-10	0-0	9-12	12	2	17	2	2	3	0	37
Polk	2-8	1-4	1-2	2	3	6	4	2	0	1	34
Lisch	4-11	1-7	1-2	2	1	10	0	0	0	4	32
Liddell	6-12	0-1	0-2	8	1	12	2	4	1	2	40
Brown	0-1	0-0	0-0	1	1	0	0	0	0	0	14
Newborne	0-2	0-1	1-2	1	1	1	0	0	0	0	17
Husak	0-0	0-0	0-0	1	0	0	0	0	0	0	3
Team								2			
Totals	18-50	2-13	12-20	35	13	50	8	10	5	7	200
	FG%: .360	3PT%: .154	FT%: .600								

Score by Periods: Attendance: 10,489

Iowa	36	24	60
Saint Louis	28	22	50

2005-06 Iowa Game Summaries

(15) WISCONSIN 66, IOWA 52

January 5, 2006, The Kohl Center, Madison, WI

Poor shooting from the field in the second half proved to be the difference as Iowa dropped a 66-52 decision at Wisconsin. The Hawkeyes shot 46.2% from the field while building a 34-32 halftime advantage, including 57.1% (4-7) from three-point range. But that changed in the final 20 minutes. The Hawkeyes misfired on their first 13 field goal attempts of the second half before Jeff Horner connected on a three-pointer with 11:46 to play. By that time, the Badgers had built a seven point advantage and, after Wisconsin answered with a three-pointer with 11:04 remaining, Iowa was never closer than 10 points the rest of the way.

The Hawkeyes made just 5-30 (16.7%) of their field goal attempts in the second half and shot 30.4% for the game. The 18 points in the second half is the lowest second half total for a Steve Alford coached Iowa team. Iowa made just 1-10 treys in the second half.

Iowa stayed in the contest by hitting 13-17 free throws, by holding a 41-36 rebounding advantage and by committing just 11 turnovers. Wisconsin shot 46.7% from the field in the game, becoming just the fifth Iowa opponent to shoot 40% or better from the field.

Horner and Adam Haluska led Iowa's scoring attack with 11 points each, while Doug Thomas came off the bench to add 10 points and eight rebounds. Greg Brunner scored eight points and led both teams with 10 rebounds.

IOWA - - 52

Name	FG	3-PT	FT	RB	PF	TP	A	TO	BK	S	MN
Brunner	2-8	0-0	4-6	10	3	8	3	1	0	0	28
Hansen	2-5	0-0	0-0	5	2	4	0	1	3	0	11
Haluska	3-11	1-7	4-4	2	5	11	1	3	0	1	27
Horner	4-12	3-7	0-0	3	2	11	3	3	0	1	37
Henderson	1-1	0-0	0-0	2	0	2	1	1	0	0	26
Thompson	0-3	0-0	0-0	5	1	0	0	0	0	0	17
Freeman	1-3	1-3	0-0	2	1	3	2	0	0	0	14
Wieck	0-0	0-0	2-2	1	0	2	0	0	0	0	1
Wessels	0-0	0-0	0-0	0	0	0	0	0	0	0	1
Thomas	4-13	0-0	2-3	8	2	10	2	0	1	0	27
Reed	0-0	0-0	0-0	0	1	0	0	1	0	0	5
Gorney	0-0	0-0	1-2	1	1	1	0	1	1	0	6
Team				2							
Totals	17-56	5-17	13-17	41	18	52	12	11	5	2	200
	FG%: .304	FT%: .294	3PT%: .765								

WISCONSIN - - 66

Name	FG	3-PT	FT	RB	PF	TP	A	TO	BK	S	MN
Chappell	0-0	0-0	0-0	3	4	0	4	1	0	0	13
Tucker	12-22	2-3	1-5	5	0	27	1	1	0	2	35
Butch	3-9	1-3	0-0	8	2	7	0	0	0	1	28
Nixon	0-2	0-2	0-0	1	0	0	4	0	0	0	20
Taylor	5-14	1-4	0-0	4	0	11	4	2	0	1	37
Landry	3-5	1-1	0-0	1	2	7	1	1	0	1	19
Barry	0-0	0-0	0-0	1	0	0	0	0	0	0	1
Bronson	0-0	0-0	0-0	0	0	0	0	0	0	0	1
Cain	0-0	0-0	0-0	0	0	0	0	0	0	0	1
Flowers	3-6	1-3	0-0	8	1	7	2	0	0	1	22
Stiemsma	0-0	0-0	0-1	4	4	0	4	1	5	3	17
Gullikson	0-0	0-0	2-2	0	1	2	0	0	0	0	1
Krabbenhoft	2-2	1-1	0-0	0	0	5	0	0	0	0	5
Team				1							
Totals	28-60	7-17	3-8	36	14	66	20	6	5	9	200
	FG%: .467	3PT%: .412	FT%: .375								

Score by Periods:

Iowa	34	18	52
Wisconsin	32	34	66

Attendance: 17,142

(16) IOWA 63, ILLINOIS 48

January 7, 2006, Carver-Hawkeye Arena, Iowa City, IA

Iowa shot 52.6% from the field in the second half and used a solid defensive performance to take a 63-48 win over sixth-ranked Illinois. Both teams struggled to score in the first half, as Illinois shot 29.6% and Iowa just 25% from the field. The Hawkeyes held Illinois scoreless for the final four minutes of the period and scored the final four points to take a 21-19 lead at the break.

The Hawkeyes scored the first basket of the second half and never trailed in the final 20 minutes. Iowa led by 10 with 12 minutes to play before Illinois rallied within three points with 8:18 remaining. Two free throws by Adam Haluska and a basket by Mike Henderson gave Iowa a 45-38 cushion with six minutes remaining and Illinois could get no closer than six points the rest of the way. Iowa made all eight of its free throw attempts in the final minute to secure the win over the team that advanced to the 2005 NCAA title game.

Iowa ended the contest shooting 35.3% from the field and the Hawkeyes made 24-32 (75%) of their free throw attempts. The Hawkeyes also held a 45-32 rebounding advantage. Illinois shot just 34.6% from the field and made just 5-26 (19.2%) three-point attempts and 7-15 (46.7%) free throws.

Jeff Horner led Iowa with 16 points, six rebounds, six assists and three steals. Haluska added 15 points and Henderson scored 10. Greg Brunner led all players with 12 rebounds and he scored eight points. Erek Hansen added eight points, four rebounds and two blocked shots.

ILLINOIS - - 48

Name	FG	3-PT	FT	RB	PF	TP	A	TO	BK	S	MN
Augustine	5-7	0-0	4-6	9	4	14	0	2	0	1	25
Randle	2-3	0-0	0-0	2	5	4	1	3	1	0	25
Pruitt	3-4	0-0	1-4	8	2	7	0	1	2	0	27
Brown	2-13	1-10	1-2	2	2	6	3	5	0	3	39
McBride	1-7	1-6	0-0	2	2	3	2	1	0	1	28
Frazier	1-3	0-2	0-0	0	4	2	0	2	0	0	11
Smith	3-11	3-8	0-0	2	2	9	0	1	0	1	20
Carter	1-3	0-0	1-3	4	3	3	2	0	1	0	14
Arnold	0-1	0-0	0-0	2	3	0	0	1	0	0	11
Team				1							
Totals	18-52	5-26	7-15	32	27	48	8	16	4	6	200
	FG%: .346	FT%: .192	3PT%: .467								

IOWA - - 63

Name	FG	3-PT	FT	RB	PF	TP	A	TO	BK	S	MN
Brunner	3-11	0-0	2-4	12	4	8	1	1	0	1	31
Hansen	4-5	0-0	0-1	4	2	8	0	1	2	0	21
Haluska	2-7	2-3	9-10	3	1	15	1	3	0	1	35
Horner	4-14	1-6	7-8	6	0	16	6	3	0	3	36
Henderson	3-7	0-0	4-4	8	1	10	2	4	0	0	30
Thompson	0-0	0-0	1-4	3	2	1	1	1	0	0	10
Freeman	0-3	0-2	0-0	1	1	0	0	2	0	0	16
Wieck	0-0	0-0	0-0	0	0	0	0	0	0	0	0+
Thomas	2-4	0-0	1-1	4	2	5	0	0	0	0	18
Reed	0-0	0-0	0-0	2	0	0	0	0	0	0	3
Gorney	0-0	0-0	0-0	0	0	0	0	0	0	0	0+
Team				2							
Totals	18-51	3-11	24-32	45	13	63	11	15	2	5	200
	FG%: .353	3PT%: .273	FT%: .750								

Score by Periods:

Illinois	19	29	48
Iowa	23	40	63

Attendance: 15,500

2005-06 Iowa Game Summaries

(17) IOWA 80, PENN STATE 76
January 14, 2006, Bryce Jordan Center, State College, PA

Despite holding the upper hand throughout most of the contest, Iowa had to come from behind in the closing minutes to take an 80-76 win at Penn State. Iowa shot 51.9% from the field in the first half, leading by as many as 10 points. The Hawkeyes led 40-34 at intermission after Adam Haluska scored 21 points in the opening half. Iowa made 9-18 three-point attempts in the opening 20 minutes.

Iowa maintained control in the early portion of the second half, holding a 66-59 advantage with six minutes to play. From there Penn State scored nine straight points to take a 68-66 advantage with 3:52 left. The teams traded baskets until Erek Hansen converted a rebound basket and added a free throw, giving Iowa a 72-70 advantage with 1:51 to play. Two free throws by Greg Brunner gave Iowa a 74-73 advantage with 48 seconds remaining and Jeff Horner added a pair of free shots after a Penn State turnover. Hansen came up big on the defensive end, collecting his sixth blocked shot of the game with 25 seconds left and Iowa leading by three points. Haluska added a pair of foul shots and Horner hit a free throw in the final seconds to secure the road win.

Haluska ended the contest with a career-best 29 points, surpassing 1,000 career points. He hit 6-10 treys and 5-6 free throws. Horner added 17 points and nine assists and Brunner had 13 points. Hansen, who made key plays at both ends in the closing minutes, had seven points and six rebounds to go with his six blocks. Reserve Doug Thomas led the Hawkeyes with seven rebounds.

IOWA - - 80												
Name	FG	3-PT	FT	RB	PF	TP	A	TO	BK	S	MN	
Brunner	4-7	0-0	5-7	6	3	13	1	2	0	0	24	
Hansen	3-5	0-0	1-1	6	4	7	0	2	6	0	21	
Haluska	9-17	6-10	5-6	3	2	29	2	2	0	1	37	
Horner	5-11	4-10	3-4	4	1	17	9	2	0	0	39	
Henderson	1-4	1-3	0-2	1	1	3	4	1	0	1	24	
Thompson	2-2	0-0	0-0	4	0	4	1	0	0	0	14	
Freeman	1-4	0-3	1-2	1	1	3	0	0	0	0	17	
Thomas	2-4	0-0	0-0	7	2	4	1	1	2	0	19	
Reed	0-2	0-2	0-0	0	1	0	0	1	0	0	3	
Gorney	0-0	0-0	0-0	0	2	0	0	0	0	0	2	
Team				4								
Totals	27-56	11-28	15-22	36	17	80	18	12	8	2	200	
	FG%: .482	3PT%: .393	FT%: .682									

PENN STATE - - 76												
Name	FG	3-PT	FT	RB	PF	TP	A	TO	BK	S	MN	
Cornley	6-12	0-0	8-11	5	2	20	0	2	0	0	29	
Claxton	5-15	1-3	1-2	7	4	12	3	0	1	3	38	
Parker	7-13	1-5	4-5	10	5	19	1	2	0	3	35	
Luber	2-7	2-5	0-0	5	3	6	6	2	0	0	31	
Jackson	1-4	1-3	0-0	1	3	3	2	0	1	2	24	
Walker	4-10	4-8	2-2	3	1	14	5	0	0	2	26	
Hassell	0-0	0-0	0-0	0	0	0	0	0	0	0	2	
Bogetic	1-2	0-0	0-1	6	1	2	0	2	0	0	13	
McSweeney	0-1	0-1	0-0	0	0	0	0	1	0	1	2	
Team				3								
Totals	26-64	9-25	15-21	40	19	76	17	9	2	11	200	
	FG%: .406	3PT%: .360	FT%: .714									

Score by Periods:	Attendance: 8,293		
Iowa	40	40	80
Penn State	34	42	76

(18) IOWA 76, MINNESOTA 72 (3 OT)
January 18, 2006, Carver-Hawkeye Arena, Iowa City, IA

Iowa outlasted Minnesota 76-72 in three overtimes to win its 12th straight home game and improve to 3-1 in Big Ten play. The Hawkeyes controlled most of the first half, leading 30-20 with three minutes left in the period. Minnesota used a 16-2 scoring run from late in the first half to early in the second, taking a 36-32 advantage with 17 minutes to play. The game was tied seven times in the second half, the last at 58-58 with 1:34 remaining on two free throws by Erek Hansen. Minnesota had a shot to win at the end of regulation and at the end of the first extra session. Greg Brunner made one of two free throws with 35 seconds remaining to tie the score in the first overtime. The Gophers led by four points in the second overtime before Mike Henderson scored from the paint and Hansen added two free throws with 51 seconds to play. Minnesota missed two free throws and Iowa had a turnover in the final 20 seconds.

Iowa took a four point advantage in the third overtime on a basket and two free throws by Adam Haluska with three minutes to play. Following a Minnesota free throw, Henderson and Jeff Horner each made two free shots to give Iowa some breathing room and the Gophers were never closer than four points in the final 40 seconds.

Brunner led Iowa with 17 points and a Carver-Hawkeye Arena record 23 rebounds. Hansen had a career-high 20 points to go with six rebounds and five blocks. Haluska added 12 points and Horner 10 points and 10 assists.

MINNESOTA - - 72												
Name	FG	3-PT	FT	RB	PF	TP	A	TO	BK	S	MN	
Grier	5-17	2-4	3-4	10	3	15	3	5	0	2	52	
Stampfer	0-3	0-0	0-0	5	5	0	1	2	0	0	14	
Tollackson	4-7	0-0	0-0	4	2	8	1	2	1	0	22	
Hargrove	5-14	1-2	5-11	6	2	16	2	1	0	1	47	
Boone	5-13	4-11	0-0	1	2	14	2	2	1	3	47	
Coleman	2-9	0-1	0-0	8	3	4	1	4	0	0	40	
Tucker	1-4	0-1	2-2	2	3	4	0	2	0	1	14	
Williams	4-7	0-0	3-7	10	4	11	0	1	2	1	33	
Abu-Shamala	0-0	0-0	0-0	1	0	0	1	0	0	0	6	
Team				4								
Totals	26-74	7-19	13-24	51	24	72	11	19	4	8	275	
	FG%: .351	3PT%: .368	FT%: .542									

IOWA - - 76												
Name	FG	3-PT	FT	RB	PF	TP	A	TO	BK	S	MN	
Brunner	6-17	0-4	5-9	23	2	17	2	5	1	1	50	
Hansen	7-12	0-0	6-6	6	4	20	0	1	5	1	38	
Haluska	5-12	0-5	2-2	4	3	12	2	3	0	1	51	
Horner	3-13	1-8	3-6	5	3	10	10	2	0	0	51	
Henderson	2-5	0-1	5-6	7	1	9	2	2	0	1	50	
Thompson	2-4	0-0	0-0	1	0	4	1	2	0	2	10	
Freeman	1-3	0-2	0-0	1	1	2	0	1	0	1	11	
Thomas	1-4	0-0	0-0	3	2	2	0	0	0	0	14	
Team				3								
Totals	27-70	1-20	21-29	53	16	76	17	16	6	7	275	
	FG%: .386	3PT%: .05	FT%: .724									

Score by Periods:	Attendance: 10,535					
Minnesota	27	31	3	6	5	72
Iowa	32	26	3	6	9	76

2005-06 Iowa Game Summaries

(19) MICHIGAN STATE 85, IOWA 55 January 21, 2006, Breslin Center, East Lansing, MI

Michigan State shot 50% from the field for the game, including 60.7% in the second half, in handing Iowa an 85-55 defeat in East Lansing. Despite early foul problems, Iowa stayed close and trailed by a 37-28 margin at intermission. Greg Brunner had 11 points and eight rebounds in the opening half and Adam Haluska added 10 points to keep Iowa within striking distance. Starting center Erik Hansen and reserve center Doug Thomas each collected two quick fouls, with Hansen playing three minutes and Thomas five in the first half.

MSU opened the second period with a 10-2 run and shot 75% from the field in the first 10 minutes of the half, never giving the Hawkeyes a chance to get back in the game. The Spartans made 9-19 (47.4%) of their three-point attempts and added 16-18 (88.9%) free throws while collecting 26 assists on their 30 field goals.

Iowa shot 33.9% from the field and won the rebounding battle (39-36), but shot just 58.3% from the foul line and had 18 turnovers, 13 in the second half.

Haluska led with Iowa with 19 points, while Brunner added 17 points and 11 rebounds. Jeff Horner added five assists and Seth Gorney collected a career-best six rebounds.

IOWA - - 55

Name	FG	3-PT	FT	RB	PF	TP	A	TO	BK	S	MN
Haluska	7-15	3-8	2-2	3	0	19	2	3	0	0	32
Horner	2-7	2-6	0-0	4	2	6	5	3	0	0	27
Hansen	0-2	0-0	0-0	2	3	0	0	1	2	1	8
Henderson	1-4	0-0	0-1	3	1	2	1	1	0	0	19
Brunner	6-13	0-1	5-7	11	3	17	2	3	1	2	30
Thompson	0-6	0-1	0-2	2	0	0	4	1	1	0	19
Freeman	1-4	1-2	0-0	2	4	3	1	3	0	1	21
Wieck	0-1	0-1	0-0	0	0	0	0	0	0	0	3
Wessels	0-0	0-0	0-0	0	0	0	0	0	0	0	1
Thomas	3-5	0-0	0-0	1	3	6	0	1	0	0	12
Reed	0-1	0-0	0-0	1	0	0	1	0	0	0	17
Gorney	1-4	0-0	0-0	6	2	2	1	2	0	0	11
Team				4							
Totals	21-62	6-19	7-12	39	18	55	17	18	4	4	200
	FG%:	.339	FT%:	.316	3PT%:	.583					

MICHIGAN STATE - - 85

Name	FG	3-PT	FT	RB	PF	TP	A	TO	BK	S	MN
Brown	7-12	1-4	2-2	2	3	17	6	2	0	2	31
Neitzel	4-8	1-2	2-2	2	0	11	6	1	0	0	27
Ager	8-15	5-8	4-6	2	3	25	3	1	0	2	31
Trannon	0-1	0-0	0-0	3	3	0	4	0	0	1	13
Davis	6-10	1-1	6-6	12	3	19	3	2	1	1	26
Ibok	0-0	0-0	0-0	0	0	0	0	1	0	1	5
Darnton	0-0	0-0	0-0	0	0	0	0	0	0	0	1
Tibaldi	0-0	0-0	0-0	0	0	0	0	0	0	0	1
Walton	2-2	1-1	2-2	2	1	7	3	0	0	1	20
Aerts	0-0	0-0	0-0	0	0	0	0	0	0	0	1
Suton	1-4	0-1	0-0	2	2	2	1	1	1	1	14
Ducre	0-0	0-0	0-0	0	0	0	0	1	0	0	2
Hamo	0-1	0-0	0-0	2	0	0	0	0	0	0	3
Joseph	0-3	0-2	0-0	1	0	0	0	0	0	1	5
Gray	2-4	0-0	0-0	5	2	4	0	1	2	1	13
Hannon	0-0	0-0	0-0	1	0	0	0	0	0	0	1
Rowley	0-0	0-0	0-0	1	1	0	0	0	0	0	6
Team				1							
Totals	30-60	9-19	16-18	36	18	85	26	10	4	11	200
	FG%:	.500	3PT%:	.474	FT%:	.889					

Score by Periods:	Attendance: 14,759		
Iowa	28	27	55
Michigan State	37	48	85

(20) IOWA 73, INDIANA 60 January 24, 2006, Carver-Hawkeye Arena, Iowa City, IA

Iowa featured one of its most balanced attacks of the season in taking a 73-60 home win over 11th-ranked Indiana. The Hawkeyes never trailed and led by as many as 10 points in the first half before holding just a 30-27 margin at the break. Iowa started fast in the second half, using a 14-3 scoring run in the first five minutes to increase the advantage to 44-30. The Hawkeyes would lead by as many as 16 points before Indiana's three-point shooting kicked in. Indiana cut the margin to seven points in the final two minutes, but could get no closer.

Iowa shot 68.8% from the field in the second half, its best shooting half of the season, and also made 18-25 (72%) in the final 20 minutes. Those points were needed, as Indiana hit 9-20 three-pointers in the second half and 13-31 (41.9%) for the game.

Overall, Iowa shot 51.1% from the field, compared to 36.7% for the visitors. Iowa won the rebounding battle (36-30) and collected eight blocked shots.

Adam Haluska led Iowa's attack with 20 points and 10 rebounds, collecting the first double-double of his Hawkeye career. Greg Brunner added 17 points and eight rebounds, Jeff Horner had 13 points and eight assists, Erik Hansen added 11 points and six blocked shots and Mike Henderson had nine points, five rebounds and three steals.

INDIANA - - 60

Name	FG	3-PT	FT	RB	PF	TP	A	TO	BK	S	MN
Killingsworth	5-14	0-1	0-4	6	2	10	1	4	0	0	25
Calloway	2-8	2-4	0-0	2	2	6	3	3	0	3	26
Ratliff	1-2	0-0	0-0	4	5	2	0	0	0	2	9
Vaden	8-15	8-12	2-2	3	2	26	1	5	0	2	38
Monroe	1-5	0-4	0-0	3	3	2	3	1	0	0	30
Wilmont	2-9	2-6	1-2	5	4	7	0	0	0	3	31
Suhr	1-2	1-2	0-0	2	5	3	3	0	0	1	21
Allen	1-4	0-2	0-0	1	1	2	0	1	0	0	9
Kline	1-1	0-0	0-0	1	2	2	0	0	2	0	11
Team				3						1	
Totals	22-60	13-31	3-8	30	26	60	11	15	2	11	200
	FG%:	.367	FT%:	.419	3PT%:	.375					

IOWA - - 73

Name	FG	3-PT	FT	RB	PF	TP	A	TO	BK	S	MN
Brunner	8-11	1-1	0-1	8	2	17	2	3	0	2	38
Hansen	4-5	0-0	3-4	3	3	11	0	2	6	2	26
Haluska	5-9	1-4	9-9	9	1	20	1	2	0	0	38
Horner	2-10	2-9	7-9	3	2	13	8	3	0	0	38
Henderson	3-5	0-0	3-5	5	1	9	2	2	1	3	33
Thompson	0-0	0-0	0-0	2	1	0	0	0	0	0	4
Freeman	0-3	0-1	0-0	0	0	0	0	2	0	0	7
Thomas	1-2	0-0	1-2	3	1	3	1	1	1	2	12
Reed	0-0	0-0	0-0	0	0	0	0	1	0	0	4
Team				2						1	
Totals	23-45	4-15	23-30	35	11	73	14	17	8	9	200
	FG%:	.511	3PT%:	.267	FT%:	.767					

Score by Periods:	Attendance: 11,825		
Indiana	27	33	60
Iowa	30	43	73

2005-06 Iowa Game Summaries

(21) IOWA 67, OHIO STATE 62

January 28, 2006, Carver-Hawkeye Arena, Iowa City, IA

Iowa held Ohio State to a single free throw over the final 6:34 and went on to take a 67-62 win over the Buckeyes in Iowa City in the only meeting of the season between the two teams.

Iowa trailed 61-58 after Ohio State connected on a three-pointer with 6:34 remaining. Greg Brunner scored on a lay-up with six minutes remaining to move Iowa within a point and Erik Hansen gave Iowa a 62-61 advantage with two free throws at the 5:32 mark. Both teams converted one of two free throws to leave Iowa's margin at 63-62 with 33 seconds remaining. Two free throws by Adam Haluska gave Iowa a 65-62 margin with 24 seconds to play before OSU turned the ball over on its next possession. Jeff Horner's two free throws with 16 seconds remaining sealed the Iowa victory.

Iowa shot 42.4% from the field, including 51.5% in the opening half. The Hawkeyes led by as many as nine points in the opening half before holding a 40-36 margin at the break. OSU led by as many as four points midway through the second half before Iowa rallied. Iowa held OSU to 35.1% shooting from the field. Both teams shot over 80% from the free throw line and both were guilty of less than 10 turnovers.

Haluska led Iowa with 18 points, with 16 of those coming in the first half, and Brunner scored 17 points for the fourth straight game. Brunner led Iowa with nine rebounds and Haluska had seven. Reserve Doug Thomas gave the Hawkeyes a big lift with 10 points, five rebounds and two steals, while Horner and Mike Henderson each added five assists.

OHIO STATE - - 62

Name	FG	3-PT	FT	RB	PF	TP	A	TO	BK	S	MN
Foster	3-11	2-7	0-0	5	3	8	6	2	0	3	35
Dials	6-14	0-0	4-4	8	2	16	0	1	1	0	36
Sullinger	2-6	1-1	3-4	5	4	8	0	0	1	0	22
Lewis	6-11	4-8	3-4	3	4	19	1	3	1	1	30
Butler	0-3	0-1	3-4	3	2	3	3	1	1	0	34
Harris	1-2	1-2	0-0	1	0	3	0	0	0	0	8
Mayes	0-4	0-2	0-0	3	1	0	0	1	0	2	13
Sylvester	2-6	1-3	0-0	2	4	5	1	0	1	0	18
Terwilliger	0-0	0-0	0-0	0	0	0	0	0	0	0	4
Team				0							
Totals	20-57	9-24	13-16	30	20	62	11	8	5	6	200
	FG%:	.351	FT%:	.375	3PT%:	.813					

IOWA - - 67

Name	FG	3-PT	FT	RB	PF	TP	A	TO	BK	S	MN
Brunner	6-15	0-1	5-6	9	3	17	3	1	1	0	32
Hansen	3-4	0-0	2-2	2	2	8	0	0	0	0	14
Haluska	6-13	2-5	4-5	7	0	18	2	3	0	0	37
Horner	0-8	0-5	2-2	6	0	2	5	2	0	0	37
Henderson	4-7	0-0	0-0	5	1	8	5	2	0	0	31
Thompson	1-3	1-2	0-0	2	1	3	0	1	1	1	14
Wieck	0-0	0-0	1-2	1	0	1	0	0	0	0	6
Thomas	5-8	0-0	0-0	5	2	10	0	0	0	2	24
Reed	0-0	0-0	0-0	0	1	0	1	0	0	0	2
Gorney	0-1	0-0	0-0	1	1	0	0	0	0	0	3
Team				5							
Totals	25-59	3-13	14-17	43	11	67	16	9	2	3	200
	FG%:	.424	3PT%:	.231	FT%:	.824					

Score by Periods:

Ohio State	36	26	62
Iowa	40	27	67

Attendance: 15,500

(22) IOWA 77, PURDUE 68

February 1, 2006, Mackey Arena, West Lafayette, IN

Iowa rallied from a 33-25 halftime deficit to defeat Purdue at West Lafayette. The Hawkeyes trailed the entire opening half and were down by as many as 11 points before Jeff Horner converted a three-point play in the final seconds of the half to cut the deficit to eight. Iowa shot just 34% from the field in the first half, compared to 50% for the Boilermakers, and Iowa had 10 turnovers at the break.

The Hawkeyes found their shooting touch at halftime and responded by scoring a season-high 52 points in the second half. Iowa shot 64% from the field in the final 20 minutes, including 72.7% (8-11) from three-point range. The Hawkeyes were guilty of just one turnover in the second half.

Trailing 46-39 with 15:52 to play, Iowa used an 11-0 scoring run over a five minute period to take a 50-46 advantage. Mike Henderson keyed the rally, hitting a three-pointer and a lay-up while collecting two steals. Once the Hawkeyes led at 47-46, they never trailed again. Iowa led by as many as nine points, but didn't seal the win until Horner gave his team a 72-66 lead on a three-pointer with 1:29 to play.

Horner scored a career-high 32 points, hitting 7-10 treys while becoming Iowa's career leader in that category. Henderson matched his career-high with 17 points and Henderson and Horner each collected three of Iowa's 12 steals. Adam Haluska added 11 points and six rebounds and Greg Brunner had 10 points and seven rebounds.

IOWA - - 77

Name	FG	3-PT	FT	RB	PF	TP	A	TO	BK	S	MN
Haluska	4-9	2-6	1-2	6	1	11	4	2	0	0	34
Brunner	1-6	0-1	8-10	7	3	10	0	2	0	2	32
Hansen	1-3	0-0	0-0	1	1	2	0	0	1	0	33
Horner	10-15	7-10	5-6	4	0	32	4	3	0	3	39
Henderson	7-10	1-2	2-4	3	2	17	2	3	0	3	32
Thomas	2-4	0-0	1-2	3	3	5	0	0	0	2	15
Thompson	0-3	0-0	0-0	1	2	0	1	1	1	1	9
Freeman	0-1	0-1	0-0	0	1	0	1	0	0	1	13
Wieck	0-0	0-0	0-0	0	0	0	0	0	0	0	2
Gorney	0-0	0-0	0-0	0	0	0	0	0	0	0	1
Team				1							
Totals	25-51	10-20	17-24	26	13	77	12	11	2	13	200
	FG%:	.490	FT%:	.500	3PT%:	.708					

PURDUE - - 68

Name	FG	3-PT	FT	RB	PF	TP	A	TO	BK	S	MN
Hartley	0-0	0-0	0-0	0	5	0	0	0	0	0	15
Dillon	4-8	0-2	1-1	5	0	9	3	1	0	0	38
Kiefer	7-11	2-5	1-1	6	0	17	2	2	1	3	33
Lutz	3-12	2-9	0-0	3	3	8	1	4	0	1	38
White	5-10	0-0	2-2	4	4	12	3	0	0	0	23
Ware	8-9	0-0	1-3	7	4	17	1	2	0	1	24
Green	1-4	0-1	0-0	1	1	2	1	4	0	0	18
Riddell	1-2	1-2	0-0	0	1	3	1	2	0	0	11
Team				2							
Totals	29-56	5-19	5-7	28	18	68	12	15	1	5	200
	FG%:	.518	3PT%:	.263	FT%:	.714					

Score by Periods:

Iowa	25	52	77
Purdue	33	35	68

Attendance: 10,514

Big Ten Standings, Schedule and Results

	Big Ten Games			All Games		
	W	L	PCT	W	L	PCT
Illinois	6	2	.750	20	2	.909
Michigan	6	2	.750	16	3	.842
Iowa	6	2	.750	17	5	.773
Indiana	5	3	.625	13	5	.722
Wisconsin	5	3	.625	15	6	.714
Ohio State	4	3	.571	15	3	.833
Michigan State	4	3	.571	16	5	.762
Northwestern	3	5	.375	10	9	.526
Penn State	2	6	.250	10	9	.526
Minnesota	1	6	.143	10	8	.556
Purdue	1	8	.111	7	13	.350

Tuesday, January 3

Michigan at Indiana IND, 70-63

Wednesday, January 4

Purdue at Northwestern NW, 66-53

Thursday, January 5

Iowa at Wisconsin WIS, 66-52
Michigan State at Illinois ILL, 60-50
Penn State at Ohio State OSU, 104-69

Saturday, January 7

Illinois at Iowa IA, 63-48
Northwestern at Minnesota NW, 57-49
Purdue at Michigan MICH, 68-65
Ohio State at Indiana IND, 81-79

Sunday, January 8

Michigan State at Wisconsin WIS, 82-63

Tuesday, January 10

Wisconsin at Minnesota WIS, 64-62

Wednesday, January 11

Penn State at Northwestern PSU, 65-61
Indiana at Michigan State MSU, 87-73
Ohio State at Purdue OSU, 80-64

Saturday, January 14

Northwestern at Wisconsin WIS, 68-52
Iowa at Penn State IA, 80-76
Michigan at Illinois ILL, 79-74
Minnesota at Purdue PUR, 72-55

Sunday, January 15

Michigan St. at Ohio St. (2 OT) MSU, 62-59

Tuesday, January 17

Illinois at Indiana IND, 62-60

Wednesday, January 18

Minnesota at Iowa (3 OT) IA, 76-72
Northwestern at Michigan MICH, 68-51
Purdue at Penn State PSU, 74-54
Wisconsin at Ohio State OSU, 77-67

Saturday, January 21

Ohio State at Penn State OSU, 75-64
Purdue at Indiana IND, 62-49
Illinois at Northwestern ILL, 58-47
Iowa at Michigan State MSU, 85-55
Michigan at Minnesota MICH, 71-55
N. Dakota State at Wisconsin NDSU, 62-55

Tuesday, January 24

Indiana at Iowa IA, 73-60

Wednesday, January 25

Minnesota at Illinois ILL, 77-53
Penn State at Wisconsin WISC, 72-43
Northwestern at Purdue (OT) NW, 78-76
Michigan State at Michigan MICH, 72-67

Saturday, January 28

Penn State at Michigan State MSU, 69-60
Wisconsin at Michigan MICH, 85-76
Purdue at Illinois ILL, 76-58
Ohio State at Iowa IA, 67-62

Sunday, January 29

Indiana at Minnesota MINN, 61-42

Monday, Jan. 30

Florida A&M at Ohio State OSU, 95-53

Tuesday, January 31

Illinois at Wisconsin ILL, 66-51

Wednesday, February 1

Northwestern at Indiana IND, 72-63
Michigan at Penn State MICH, 71-65
Iowa at Purdue IA, 77-68

Saturday, February 4

Minnesota at Ohio State
Michigan at Iowa
Michigan State at Northwestern
Penn State at Illinois
Wisconsin at Purdue

Wednesday, February 8

Indiana at Wisconsin
Iowa at Northwestern
Minnesota at Penn State
Purdue at Michigan State

Thursday, February 9

Ohio State at Michigan

Saturday, February 11

Michigan State at Minnesota
Michigan at Purdue
Wisconsin at Penn State
Iowa at Indiana

Sunday, February 12

Illinois at Ohio State

Tuesday, February 14

Michigan State at Iowa

Wednesday, February 15

Northwestern at Illinois
Ohio State at Wisconsin
Minnesota at Michigan
Indiana at Penn State

Saturday, February 18

Penn State at Purdue
Northwestern at Ohio State
Iowa at Minnesota
Michigan at Michigan State

Sunday, February 19

Indiana at Illinois

Tuesday, February 21

Illinois at Michigan

Wednesday, February 22

Penn State at Indiana
Purdue at Minnesota
Ohio State at Michigan State

Thursday, February 23

Wisconsin at Northwestern

Saturday, February 25

Michigan at Ohio State
Northwestern at Penn State
Iowa at Illinois

Sunday, February 26

Minnesota at Wisconsin
Michigan State at Indiana

Tuesday, February 28

Illinois at Minnesota

Wednesday, March 1

Penn State at Iowa
Ohio State at Northwestern
Indiana at Purdue

Thursday, March 2

Wisconsin at Michigan State

Saturday, March 4

Wisconsin at Iowa
Minnesota at Northwestern
Illinois at Michigan State
Indiana at Michigan

Sunday, March 5

Purdue at Ohio State