



IOWA HAWKEYES

18-13 Overall, 10-8 Big Ten

3 FINAL FOURS | 8 BIG TEN CHAMPIONSHIPS | 2 BIG TEN TOURNAMENT TITLES | 25 NCAA TOURNAMENTS

INDIANA (17-14, 7-11) vs. IOWA (18-13, 10-8)

March 9, 2017 // Washington, D.C. // Verizon Center // 5:30 p.m. CT

INDIANA HOOSIERS

Pos.	No.	Name	Ht.	Wt.	Yr.	Hometown	Statistical Summary
G	11	Devonte Green	6-3	186	Fr.	North Babylon, N.Y.	3.8 ppg, 1.7 rpg, 1.1 apg
G	1	James Blackmon Jr.	6-4	200	Jr.	Marion, Indiana	17.0 ppg, 4.6 rpg, 1.85 apg
G	4	Robert Johnson	6-3	195	Jr.	Richmond, Virginia	13.3 ppg, 4.3 rpg, 2.5 apg
F	13	Juwan Morgan	6-8	230	So.	Waynesville, Missouri	7.2 ppg, 5.4 rpg, 1.1 apg
C	31	Thomas Bryant	6-10	225	So.	Rochester, N.Y.	12.9 ppg, 6.9 rpg, 1.5 bpg

Head Coach: Tom Crean (Central Michigan, 1989); Ninth Season at Indiana (165-133); 18th Season Overall (355-229)

IOWA HAWKEYES

Pos.	No.	Name	Ht.	Wt.	Yr.	Hometown	Statistical Summary
G	3	Jordan Bohannon	6-0	182	Fr.	Marion, Iowa	9.8 ppg, 2.3 rpg, 4.5 apg
G	4	Isaiah Moss	6-5	205	RS-Fr.	Chicago, Illinois	6.2 ppg, 1.5 rpg, 0.8 apg
F	14	Peter Jok	6-6	205	Sr.	West Des Moines, Iowa	20.2 ppg, 5.7 rpg, 2.6 apg
F	0	Ahmad Wagner	6-7	235	So.	Yellow Springs, Ohio	4.8 ppg, 3.3 rpg, 1.35 apg
F	5	Tyler Cook	6-9	253	Fr.	St. Louis, Missouri	12.0 ppg, 5.1 rpg, 0.95 apg

Head Coach: Fran McCaffery (Penn, 1979); Seventh Season at Iowa (136-99); 21st Season Overall (387-276)

IOWA BIG TEN TOURNAMENT STORYLINES

- Iowa enters the Big Ten Tournament having won seven of its last 10 games, including four straight. Indiana has lost six of its last eight games entering the tournament.
- Iowa has five RPI Top-50 wins this season: Purdue (219), Maryland (24), Iowa State (26), Wisconsin (38), and Michigan (46).
- Peter Jok is the first Big Ten player to win at least one game in all 14 Big Ten arenas during his collegiate career. Winning at the Kohl Center in Wisconsin (March 2), completed the sweep for Jok.
- Nicholas Baer is the only Division I men's basketball player this year to amass 225+ points, 35+ blocked shots, 45+ steals, and 40+ 3-pointers. He is one of only two Big Ten players to accomplish the feat over last 20 years, joining Michigan State's Draymond Green (2012).
- Jordan Bohannon is the only freshman nationally with 70+ 3-pointers and 140+ assists.
- Peter Jok (.9202, 150-of-163) is closing in on the Big Ten single-season free throw percentage record held by Steve Alford of Indiana (.9206, 116-of-126) in 1985.
- Thursday features two of the top 3-point weapons in the Big Ten: Iowa's Peter Jok and James Blackmon, Jr. of Indiana. Blackmon ranks first in the league in 3-pointers per game (3.0), while Jok ranks third (2.6).
- Peter Jok broke Iowa's single-game free throw record vs. Indiana, sinking 22-of-23 (Feb. 21).
- Iowa's Jordan Bohannon and Ohio State's D'Angelo Russell (2015) are the only two Big Ten freshman to ever amass 140+ assists and 70+ 3-pointers in a single-season.
- Jordan Bohannon sank eight 3-pointers (8-of-10) in Iowa's win at No. 24/24 Maryland. The eight triples are the most by a freshman in a single game in Iowa history and one shy of the single-game school record.
- Senior Peter Jok (75) and freshman Jordan Bohannon (73) are the first Iowa duo to sink 70-or-more 3-pointers in the same season in school history.
- Freshmen Cordell Pemsil, Jordan Bohannon, Tyler Cook, and Isaiah Moss account for 42.8 percent of Iowa's offense. Three of Iowa's top four scorers this season are true freshmen; Tyler Cook is second (12.0), followed by Jordan Bohannon (9.8), and Cordell Pemsil (9.0).
- Peter Jok has scored 30+ points five times this year, a total that ties Washington's Markelle Fultz for the most by a player from a Power 5 conference. Jok ranks fifth among players from Power 5 conferences in scoring (20.2). He also ranks fourth nationally in free throw accuracy (min 3.0 made per game), making 92 percent of his attempts (150-of-163).
- Iowa is 10-1 when allowing 70 points or fewer and 8-1 when committing 12 turnovers or less.

2016-17 SCHEDULE/RESULTS

Date	Opponent (TV)	Time
Nov. 11	Kennesaw State	W, 91-74
Nov. 13	Savannah State	W, 116-84
Nov. 17	Seton Hall ^	L, 83-91
Nov. 20	UT Rio Grande Valley	W, 95-67
Nov. 25	vs. #6/7 Virginia #	L, 41-74
Nov. 26	vs. Memphis #	L, 92-100
Nov. 29	at Notre Dame %	L, 78-92
Dec. 3	Omaha	L, 89-98
Dec. 5	Stetson	W, 95-68
Dec. 8	#25/25 Iowa State +	W, 78-64
Dec. 17	vs. Northern Iowa *	W, 69-46
Dec. 20	North Dakota	W, 84-73
Dec. 22	Delaware State	W, 89-57
Dec. 28	at #15/15 Purdue	L, 67-89
Jan. 1	Michigan	W, 86-83 (OT)
Jan. 5	at Nebraska	L, 90-93 (2OT)
Jan. 8	Rutgers	W, 68-62
Jan. 12	#17/19 Purdue	W, 83-78
Jan. 15	at Northwestern	L, 54-89
Jan. 19	#25/25 Maryland	L, 76-84
Jan. 25	at Illinois	L, 64-76
Jan. 28	Ohio State	W, 85-72
Jan. 31	at Rutgers	W, 83-63
Feb. 5	Nebraska	W, 81-70
Feb. 8	at Minnesota	L, 89-101 (2OT)
Feb. 11	at Michigan State	L, 66-77
Feb. 18	Illinois	L, 66-70
Feb. 21	Indiana	W, 96-90 (OT)
Feb. 25	at #24/24 Maryland	W, 83-69
March 2	at #21/22 Wisconsin	W, 59-57
March 5	Penn State	W, 90-79
March 9	vs. Indiana (ESPN2) \$	5:30 p.m.

all times listed are central

^ -- Gavitt Games

-- Emerald Coast Classic - Niceville, Florida

% -- ACC/Big Ten Challenge

+ -- Iowa Corn Cy-Hawk Series

* -- The Hy-Vee Classic - Des Moines, Iowa

\$ -- Big Ten Tournament - Washington, D.C.

PRONUNCIATION GUIDE

Kirk Speraw.....	SPEAR-awe
Nicholas Baer.....	BAYER
Maishe Dailey.....	MAY-she
Ryan Kriener.....	KREEN-ir
Peter Jok.....	JOCK
Cordell Pemsil.....	PEM-sul
Dom Uhl.....	YULE

MULTIMEDIA GAME INFORMATION

TELEVISION

• ESPN2

Dave Flemming (PxP)
Dan Dakich (analyst)
Molly McGrath (sideline)

MOBILE APPS/ONLINE

• WATCHESPN

RADIO

• Hawkeye Radio Network • Sirius 84 / XM 84

Gary Dolphin (PxP)
Bob Hansen (analyst)

LIVE STATISTICS

• StatBroadcast

hawkeyesports.com

INSIDE THE NUMBERS

	IOWA	IND
Scoring Average	80.2	80.4
Scoring Defense	77.1	73.3
Scoring Margin	+3.1	+7.1
FG%	.448	.480
FG% Defense	.438	.425
FT%	.702	.732
3-PT FG%	.372	.376
3-PT FG% Defense	.349	.331
Rebound Margin	-0.1	+7.5
Assists Per Game	17.4	14.4
Turnovers Per Game	13.8	15.2
Steals Per Game	7.5	6.4
Blocks Per Game	3.8	4.5

MISCELLANEOUS STATS

Double-Figure Scoring Games...					
Player	13-14	14-15	15-16	16-17	Career
Peter Jok	7	11	26	27	71
Tyler Cook	---	---	---	17	17
Cordell Pems	---	---	---	14	14
Jordan Bohannon	---	---	---	14	14
Nicholas Baer	---	---	5	9	14
Dom Uhl	---	1	7	1	9
Brady Ellingson	---	---	1	6	7
Isaiah Moss	---	---	---	7	7
Ahmad Wagner	---	---	1	4	5
Ryan Kriener	---	---	---	2	2
Dale Jones	---	---	1	---	1
Christian Williams	---	---	---	1	1

20-Point Scoring Games...					
Player	13-14	14-15	15-16	16-17	Career
Peter Jok	---	---	11	13	24
Jordan Bohannon	---	---	---	3	3
Brady Ellingson	---	---	1	1	2
Tyler Cook	---	---	---	2	2
Isaiah Moss	---	---	---	1	1

Double-Figure Rebounding Games...					
Player	13-14	14-15	15-16	16-17	Career
Nicholas Baer	---	---	---	5	5
Peter Jok	---	---	---	4	4
Tyler Cook	---	---	---	3	3
Dom Uhl	---	---	1	1	2
Cordell Pems	---	---	---	1	1

Double-Doubles...					
Player	13-14	14-15	15-16	16-17	Career
Peter Jok	---	---	---	4	4
Tyler Cook	---	---	---	2	2
Nicholas Baer	---	---	---	2	2
Dom Uhl	---	---	1	---	1

4+ Three-Pointer Games...					
Player	13-14	14-15	15-16	16-17	Career
Peter Jok	---	1	9	8	18
Jordan Bohannon	---	---	---	6	6
Brady Ellingson	---	---	---	2	2
Nicholas Baer	---	---	1	2	3
Dale Jones	---	---	1	---	1
Isaiah Moss	---	---	---	1	1

5+ Assists Games...					
Player	13-14	14-15	15-16	16-17	Career
Jordan Bohannon	---	---	---	17	17
Peter Jok	---	---	---	4	4
Nicholas Baer	---	---	---	2	2
Brady Ellingson	---	---	---	2	2
Isaiah Moss	---	---	---	1	1
Christian Williams	---	---	---	1	1
Ahmad Wagner	---	---	---	1	1
Cordell Pems	---	---	---	1	1
Dom Uhl	---	---	---	1	1

3+ Steals Games...					
Player	13-14	14-15	15-16	16-17	Career
Peter Jok	---	2	5	3	10
Nicholas Baer	---	---	---	7	7
Christian Williams	---	---	---	3	3
Jordan Bohannon	---	---	---	2	2
Dom Uhl	---	---	1	---	1
Ahmad Wagner	---	---	1	---	1
Cordell Pems	---	---	---	1	1
Tyler Cook	---	---	---	1	1

3+ Blocks Games...					
Player	13-14	14-15	15-16	16-17	Career
Nicholas Baer	---	---	1	5	6
Dom Uhl	---	---	1	1	2
Ryan Kriener	---	---	---	2	2
Ahmad Wagner	---	---	---	1	1
Cordell Pems	---	---	---	1	1

2016-17 MARGIN OF VICTORY/DEFEAT

Points	1	2	3	4	5	6	7	8	9	10+	15+	20+
Wins	0	1	1	0	1	2	0	0	0	6	1	6
Losses	0	0	1	1	0	0	0	2	1	4	0	3

THE SETTING

Iowa (18-13, 10-8) earned the No. 7 seed at this week's Big Ten Tournament and will square-off against 10th-seeded Indiana (17-14, 7-11) on Thursday. Tipoff is scheduled for 5:30 p.m. (CT) at the Verizon Center in Washington, D.C.

All-session and single-session tickets for the tournament are available: single-session ticket prices range from \$25 to 90 depending on the session and seat location. All-session tickets remain available for \$250 or \$200 depending on seat location. Tickets will be available at the Verizon Center box office or ticketmaster.com.

ON THE AIR

Radio: Iowa games at the tournament are broadcast on the Hawkeye Radio Network, Sirius/XM and Compass Media Networks. Gary Dolphin handles the play-by-play, while Bob Hansen provides expert analysis. The network includes more than 40 stations that blanket the state of Iowa and portions of Illinois, Nebraska, Minnesota, Missouri, and Wisconsin. The Hawkeye Radio Network coverage includes a 60-minute pregame show.

TV: Dave Flemming, Dan Dakich, and Molly McGrath will call Thursday's Big Ten Tournament second round game on ESPN2 (WATCHESPN).

HAWKEYES WIN REGULAR SEASON FINALE OVER PENN STATE

Iowa led by as many as 27 points in the second half en route to a 90-79 triumph over Penn State at Iowa City in the only regular season meeting between the two teams.

- The 90 points are the most scored by Iowa in a regular-season home finale since scoring 103 against Wisconsin in the 1988 home finale.
- Iowa won its fourth straight game to close the regular season. The four-game win streak is Iowa's longest during conference play and second longest of the year.
- Iowa had five players score in double figures: Peter Jok (21), Nicholas Baer (20), Cordell Pems (14), Jordan Bohannon (11), Tyler Cook (11). Baer's 20 points are a career best. Jok scored 20 of his 21 points in the second stanza.
- Nicholas Baer was a perfect 4-of-4 from 3-point territory against the Nittany Lions. The redshirt sophomore has made 8-of-9 (.889) from long distance the last two games.
- Nicholas Baer (20 points, 10 rebounds) and Tyler Cook (11 points, 10 rebounds) each notched their second double-doubles of the season.
- Penn State had two players score in double digits: Josh Reaves (25) and Mike Watkins (17).

SEVENTH SEED HISTORY AT BIG TEN TOURNAMENT

Teams seeded seventh at previous Big Ten Tournaments are 13-19 at the tournament. The No. 7 seed has won at least one game four of the last six years, including the last three. Seven-seeds have advanced to the conference semifinals three times in the 19-year tournament history (2011, 2005, 2001). No seventh seed has advanced farther than the semifinals.

2016-17 IOWA HAWKEYES ROSTER

No.	Name	Pos.	Ht.	Wt.	Yr.	Hometown (High School/College)
0	Ahmad Wagner	F	6-7	235	So.	Yellow Springs, Ohio (Wayne)
1	Maishe Dailey	G	6-6	183	Fr.	Beachwood, Ohio (Beachwood)
3	Jordan Bohannon	G	6-0	182	Fr.	Marion, Iowa (Linn-Mar)
4	Isaiah Moss	G	6-5	205	Fr. [^]	Chicago, Ill. (Simeon)
5	Tyler Cook	F	6-9	253	Fr.	St. Louis, Mo. (Chaminade Prep)
10	Christian Williams	G	6-5	200	So.	Decatur, Ill. (St. Teresa)
11	Charlie Rose	G	6-4	185	Jr.	Elmhurst, Ill. (York Community)
14	Peter Jok	G	6-6	205	Sr.	West Des Moines, Iowa (Valley)
15	Ryan Kriener	F	6-9	247	Fr.	Spirit Lake, Iowa (Spirit Lake)
20	Riley Till	F	6-6	192	Fr.	Dubuque, Iowa (Wahlert)
23	Dale Jones	F	6-7	227	Sr.	Waterloo, Iowa (Waterloo West/Tyler JC, Texas)
24	Brady Ellingson	G	6-4	193	So. [^]	Menomonee Falls, Wis. (Hamilton)
25	Dom Uhl	F	6-9	217	Jr.	Frankfurt, Germany (Point Pleasant Beach, N.J.)
35	Cordell Pems	F	6-8	249	Fr.	Dubuque, Iowa (Wahlert)
51	Nicholas Baer	F	6-7	200	So. [^]	Bettendorf, Iowa (Bettendorf)

Head Coach: Fran McCaffery

Assistant Coaches: Kirk Speraw, Sherman Dillard, Andrew Francis

HEAD COACH FRAN McCAFFERY

Fran McCaffery, who is signed through the 2020 season, is in his seventh season as the head basketball coach at the University of Iowa and his 20th year overall as a college head coach. McCaffery has reached the 20-win plateau eight of the last 10 seasons, including the last four years.

McCaffery spent five seasons (2005-10) as the head coach at Siena, six years at UNC-Greensboro (1999-2005) and three seasons at Lehigh (1985-88) before joining the Hawkeyes.

McCaffery has three decades of Division I coaching experience. He completed his 34th season as a collegiate coach in 2016, which includes 20 years as a head coach and 14 as an assistant. McCaffery is one of 12 coaches to lead four different Division I teams to the NCAA Tournament.

McCaffery, 57, holds a career mark of 387-276 (.584) and guided his teams to 10 postseason appearances (seven NCAA and three NIT). He is 136-99 (.579) at Iowa. McCaffery has led Iowa to NCAA Tournament victories in each of the past two seasons, the first time Hawkeye teams have won tournament games in consecutive seasons since 1996-97.

Since taking over the Iowa program in 2010, the Hawkeyes have earned five postseason tournament berths (3 NCAA, 2 NIT). McCaffery coached Iowa to 25 victories in 2013, equaling the second-most win total in program history. McCaffery has guided five different Hawkeyes to all-conference honors, including three straight first team honorees. The last time Iowa had three consecutive first-team all-league honorees was 1946-48.

McCaffery has posted upper division finishes in each of the past four seasons at Iowa and 16 of 20 seasons as a head coach. He has posted 20 wins or more eight of the last 10 seasons, including the last four at Iowa (2013, 2014, 2015, and 2016).

McCaffery and the Hawkeyes have made Carver-Hawkeye Arena one of the most feared arenas to play nationally. Fans have embraced McCaffery and his team's style of play with attendance increasing by more than 50 percent since 2010. The Hawkeyes boast a 58-12 home record the last four seasons, which includes a school-record 18 wins in 2014.

McCaffery's five years at Siena were the best in its 70-year history. He led the Saints on an incredible run that ended with three straight Metro Atlantic Athletic Conference championships and NCAA Tournament appearances. In so doing, Siena became the only program in the country to win its regular season and postseason title 2008-10.

McCaffery's Saints owned a 112-51 (.687) record in his five years with the program. He guided the Saints to four consecutive 20-win seasons.

The 2009 MAAC Coach of the Year and 2010 District I Coach of the Year is the third winningest coach, by percentage, in league history (.682, .756). He is the only coach to guide a MAAC program to two NCAA Tournament wins. McCaffery led his 2008 and 2009 teams to first round NCAA Tournament victories over Vanderbilt and Ohio State, respectively.

In his final two seasons at Siena, he coached the Saints to back-to-back 27-win campaigns and boasted a combined 39-3 (.929) record against MAAC opponents, which included MAAC Tournament contests.

McCaffery began his coaching career as an assistant at Penn (1982-83) and Lehigh (1983-85). After three seasons as head coach at Lehigh, he spent 11 seasons as an assistant at Notre Dame (1988-99).

McCaffery played basketball at Wake Forest his freshman year (1977-78) and then concluded his collegiate playing career at Penn his final three seasons (1979-82).

He earned his B.S. degree in Economics from The Wharton School (Penn) in 1982. McCaffery also earned a Master of Education from Lehigh in 1985.



COACHING HONORS

NABC District I Coach of the Year, 2009-10

MAAC Coach of the Year, 2008-09

HEAD COACHING EXPERIENCE

Lehigh (1985-88):49-39 (.557); 8-6 (.571) League
UNC-Greensboro (1999-05).....90-87 (.508); 49-47 (.510) League
Siena (2005-10)112-51 (.687); 68-22 (.756) League
Iowa (2010-present):136-99 (.579); 64-62 (.508) League

THE McCAFFERY FILE

Born: May 23, 1959
Hometown: Philadelphia, Pa.
High School: LaSalle, 1977
College: B.S. in Economics, The Wharton School (Penn), 1982
Master of Education, Lehigh, 1985
Family: Wife, Margaret
Sons, Connor, Patrick and Jonathan Francis
Daughter, Marit Katherine
Brother, Jack (sportswriter in Philadelphia area)

Coaching Honors

MAAC Coach of the Year, 2009

NABC District I Coach of the Year, 2009-10

Coaching History (30 years)

1982-83 Assistant Coach, Penn
1983-85 Assistant Coach, Lehigh
1985-88 Head Coach, Lehigh
1988-99 Assistant Coach, Notre Dame
1999-05 Head Coach, UNC-Greensboro
2005-10 Head Coach, Siena
2010-present Head Coach, University of Iowa

Coaching Chart

Overall (21 seasons): 387-276 (.584)
At Iowa (seven seasons): 136-99 (.579)
At Siena (five seasons): 112-51 (.688)
At UNCG (six seasons): 90-87 (.508)
At Lehigh (three seasons): 49-40 (.551)
NCAA Tournament (eight appearances*): 4-8
NIT (three appearances): 5-3

**McCaffery is the first coach to bring three different programs from one-bid leagues to the NCAA Tournament (conferences that sent just one team the year his program advanced).*

McCaffery in Postseason Play

1988 NCAA Tournament -- Lehigh
1989 NCAA Tournament -- Notre Dame
1990 NCAA Tournament -- Notre Dame
1992 NIT -- Notre Dame
1997 NIT -- Notre Dame
2001 NCAA Tournament -- UNC-Greensboro
2002 NIT -- UNC-Greensboro
2008 NCAA Tournament -- Siena
2009 NCAA Tournament -- Siena
2010 NCAA Tournament -- Siena
2012 NIT -- Iowa
2013 NIT -- Iowa
2014 NCAA Tournament -- Iowa
2015 NCAA Tournament -- Iowa
2016 NCAA Tournament -- Iowa

Playing Experience

Wake Forest, 1977-78

Penn, 1979-82

2016-17 BIG Standings/Schedule

Team	Big Ten	Pct.	Overall	Pct.
Purdue	14-4	.778	25-6	.806
Maryland	12-6	.667	24-7	.774
Wisconsin	12-6	.667	23-8	.742
Minnesota	11-7	.611	23-8	.742
Michigan State	10-8	.556	18-13	.581
Northwestern	10-8	.556	21-10	.677
Michigan	10-8	.556	20-11	.645
IOWA	10-8	.556	18-13	.581
Illinois	8-10	.444	18-13	.581
Indiana	7-11	.389	17-14	.548
Ohio State	7-11	.389	17-14	.548
Penn State	6-12	.333	14-17	.452
Nebraska	6-12	.333	12-18	.400
Rutgers	3-15	.167	14-17	.452

Wednesday, March 8

Penn State vs. Nebraska, 3:30 p.m.

Rutgers vs. Ohio State, 6 p.m.

Thursday, March 9

Illinois vs. Michigan, 11 a.m.

Penn State/Nebraska vs. Michigan State, 1:30 p.m.

Indiana vs. Iowa, 5:30 p.m.

Rutgers/Ohio State vs. Northwestern, 8 p.m.

All times are central

National Rankings

AP Poll

March 6

- Kansas
- Villanova
- UCLA
- Gonzaga
- Oregon
- North Carolina
- Arizona
- Kentucky
- Baylor
- Louisville
- West Virginia
- SMU
- Purdue
- Duke
- Cincinnati
- Florida State
- Florida
- Butler
- Saint Mary's
- Wichita State
- Virginia
- Notre Dame
- Iowa State
- Wisconsin
- Maryland

USA Today Poll

March 6

- Kansas
- Villanova
- UCLA
- Gonzaga
- Oregon
- North Carolina
- Arizona
- Kentucky
- Louisville
- Baylor
- West Virginia
- Purdue
- Florida
- Duke
- SMU
- Notre Dame
- Florida State
- Cincinnati
- Saint Mary's
- Butler
- Virginia
- Wichita State
- Wisconsin
- Iowa State
- MTSU

2016-17 IOWA CAPTAINS

Iowa captains are seniors Peter Jok and Dale Jones.

IOWA IN THE BIG TEN TOURNAMENT

This week is the first time the Big Ten Tournament will be played at the Verizon Center in Washington, D.C. This will also be Iowa's first ever visit to the Verizon Center.

Iowa has posted a 15-17 record in Big Ten Tournament games. The Hawkeyes earned tournament titles in 2001 and 2006 and lost in the title game in 2002. Only Illinois (27), Michigan State (27), Ohio State (26), and Wisconsin (21) have more wins and a higher winning percentage than the Hawkeyes. Michigan State has won five tournament titles, Ohio State has won four, Wisconsin has won three, while Illinois and Iowa have two tournament titles (Ohio State was forced to vacate its 2002 title).

Iowa has played 10 different teams in the event, having met each team except Nebraska, Rutgers, and Maryland at least once (Rutgers and Maryland played in their first Big Ten Tournament in 2015). Iowa is the only team to claim the tournament title by winning four games in four days, that taking place in 2001 as a No. 6 seed to become the lowest seed ever to win the tournament.

Iowa has been eliminated by the tournament champion in four of the 17 tournaments it did not win, including Michigan in the 1998 quarterfinals, Michigan State in the 2000 quarterfinals and 2012 quarterfinals, and Ohio State in the 2002 title game.

The Hawkeyes, a fifth seed, lost to Illinois (68-66) in the second round of the tournament a year ago.

The following is Iowa's record vs. each team:

Illinois	1-1	Northwestern	2-1
Indiana.....	2-0	Ohio State.....	2-2
Maryland	0-0	Michigan.....	0-5
Michigan State.....	2-4	Nebraska.....	0-0
Minnesota	2-0	Penn State	1-1
Purdue.....	2-1	Rutgers	0-0
Wisconsin	1-2		

IOWA BY SEEDING

This marks the third time in tournament history that Iowa has been the seventh seed (2000 and 2005). Iowa has never been the top seed, third seed or 11th seed.

Iowa is 3-2 as a No. 7 seed in the Big Ten Tournament. In 2000, the Hawkeyes beat No. 10 seed Minnesota (81-78) before falling to second-seeded Michigan State (75-65) in the quarterfinals in Chicago. In 2005 -- also in Chicago -- Iowa advanced to the semifinals after wins over No. 10 seed Purdue (71-52) and No. 2 seed Michigan State (71-69). The Hawkeyes were edged by third-seeded Wisconsin (59-56) in the semifinals.

The following is Iowa's record in the event, by seeding:

Seed	Record	Seed.....	Record
#2.....	3-0	#7	3-2
#4.....	0-2	#8	1-2
#5.....	0-3	#9	3-3
#6.....	5-2	#10	0-2

4 HAWKEYES FARN ALL-BIG TEN RECOGNITION

Peter Jok was named first-team All-Big Ten by both conference head coaches and media. Nicholas Baer was voted the Big Ten Sixth Man of the Year by the head coaches, while Jordan Bohannon and Tyler Cook were both voted to the Big Ten All-Freshman Team by the coaches. Baer was also named Iowa's men's basketball Sportsmanship Award recipient. Iowa is the only Big Ten team with two players named to the All-Big Ten Freshman Team; this year is the first time in program history that the Hawkeyes had two players on the Big Ten All-Freshman Team (honor began in 2003).

Jok is the fourth Hawkeye to earn All-Big Ten first team accolades the last four seasons, joining Roy Devyn Marble (2014), Aaron White (2015), and Jarrod Uthoff (2016). It marks the second time in program history that Iowa has had at least one player on the first-team all-league team four consecutive seasons: Herb Wilkinson (1945-47), Clayton Wilkinson (1946), and Murray Wier (1948).

FINISHING STRONG

Iowa won four straight games to end the regular season. The Hawkeyes rank among the best in the league over the last half (nine games) of conference play: Purdue (8-1), Minnesota (8-1), Iowa (6-3), Michigan (6-3).

Furthermore, Iowa posted a 3-2 record against the top three teams in the Big Ten standings (Purdue, Wisconsin, and Maryland). The Hawkeyes beat each of those three teams once, including recording road victories at No. 24 Maryland (83-69) and No. 21 Wisconsin (59-57).

IOWA HISTORY

Iowa has played 2,737 games since beginning basketball in 1902. Iowa's overall record is 1,611-1,126 (.588). Iowa's 1,611 wins are 39th most among Division I programs. That includes a 1,029-359 (.741) record in home games, a 578-764 (.431) record in contests away from Iowa City, a 762-765 (.499) mark in Big Ten games and a 434-133 (.765) record in Carver-Hawkeye Arena.

BOHANNON NAMED BIG TEN FRESHMAN OF THE WEEK

Point guard Jordan Bohannon was named Big Ten Freshman of the Week by the conference office on Monday.

Bohannon led Iowa to victories last week over No. 21 Wisconsin (59-57) and Penn State (90-79). The native of Marion, Iowa, averaged 11 points, five assists, 2.5 rebounds, and 2.5 3-pointers made in the two games.

Bohannon sank the game-winning 3-pointer with nine seconds remaining at 21st-ranked Wisconsin on March 2. The win was just Iowa's fourth ever victory at the Kohl Center and first since 2011.

In Iowa's home win over Penn State on Sunday, Bohannon tallied 11 points and five assists. The win capped a season-best four-game Big Ten win streak for Iowa to close the regular season.

Bohannon is the only Division I freshman in the country this season with 140-or-more assists and 70-plus 3-pointers made.

The honor is the second of the season for Bohannon and marks the fifth time a Hawkeye men's basketball player has earned weekly praise by the Big Ten Conference. Peter Jok was named Player of the Week on Nov. 21 and Dec. 12; Isaiah Moss was tabbed Freshman of the Week on Dec. 12, and Bohannon previously earned freshman laurels on Feb. 6.

IOWA SIGNS 2 PREP STANDOUTS

Luka Garza and Jack Nunge have signed a National Letter of Intent to attend the University of Iowa in 2017.

Garza is a 6-foot-11, 240-pound forward from Maret School in Washington, D.C. Garza is a two-time first team All-DC, all-conference and second team Washington Post All-Met honoree. He scored more than 1,000 points and grabbed over 600 rebounds his first three years. Garza averaged 25.5 points, 12.6 rebounds, and 2.6 blocks as a junior, and 19.8 points and 9.8 rebounds his sophomore campaign. He helped Maret earn back-to-back conference championships (22-8 in 2014 and 22-5 in 2015). He was recognized as the 2014-15 Washington Post All-Met Most Improved Player. Garza averaged 11.3 points (54% FG, 36% 3-pt FG) and 6.5 rebounds last year in the EYBL.

Nunge is also 6-foot-11 and weighs 220 pounds. He hails from Newburgh, Indiana and attends Castle High School. Nunge earned first-team All-SIAC, IBCA Supreme 15 Underclassmen, and Indiana All Star-Core 6 honors following his junior campaign. He posted a team-best 18 double-doubles, and averaged 19.3 points (FG%: 57%, 3-pt FG%: 43%, FT%: 81%), 11.4 rebounds, and 3.7 blocks per game his junior season. He was named team Most Valuable Player in 2016. A two-time team captain, he tallied 35 points and 25 rebounds against Bosse High School, and 35 points and 22 rebounds versus Harrison High School his junior season. Nunge also excels in the classroom, boasting a 3.97 grade point average, ranks 20th in his class, and earned the Scholastic "C" Award. He is a member of the National Honor Society and Student Council. He played with the Pocket City AAU basketball team.

JORDAN CLIMBING THE BOHANNON 3-POINT CHART

Jordan Bohannon, who is the youngest of four brothers who played collegiate basketball, trails only his brother Matt in most 3-pointers made in a season by a Bohannon. Matt made 93 triples last year for Northern Iowa. Jordan is second, followed by Jason, who sank 68 for Wisconsin during the 2009-10 season.

Bohannon has made 73-of-187 (.390) from 3-point range this season. The percentage trails only Brady Ellingson on the team, with Ellingson attempting 123 fewer shots (32-of-64, .500). Bohannon's 73 triples trails only Peter Jok (75) by two for the team lead.

FOUR-GAME WIN STREAK STATISTICS

#	Player	gp-gs	min	avg	Total		3-Point		F-Throw		Rebounds				pf	dq	a	to	blk	stl	pts	avg
					fg-fga	fg%	3fg-fga	3fg%	ft-fga	ft%	off	def	tot	avg								
14	Jok, Peter	4-4	125	31.3	17-44	.386	9-20	.450	32-34	.941	3	9	12	3.0	8	0	8	9	0	4	75	18.8
03	Bohannon, Jordan	4-4	120	30.0	16-38	.421	14-29	.483	9-10	.900	1	8	9	2.3	6	0	21	12	0	4	55	13.8
05	Cook, Tyler	4-4	109	27.3	20-39	.513	0-0	.000	15-22	.682	8	25	33	8.3	12	0	4	10	4	4	55	13.8
51	Baer, Nicholas	4-0	107	26.8	20-33	.606	13-19	.684	2-4	.500	10	14	24	6.0	7	0	6	3	2	7	55	13.8
35	Pemsl, Cordell	4-0	71	17.8	15-18	.833	0-0	.000	7-9	.778	7	7	14	3.5	11	0	3	8	1	2	37	9.3
10	Williams, Christian	4-0	58	14.5	6-11	.545	0-1	.000	2-6	.333	1	7	8	2.0	2	0	9	1	0	3	14	3.5
24	Ellingson, Brady	4-0	57	14.3	4-15	.267	4-11	.364	0-0	.000	1	5	6	1.5	2	0	7	2	0	1	12	3.0
04	Moss, Isaiah	4-4	50	12.5	4-16	.250	1-3	.333	0-0	.000	0	5	5	1.3	2	0	4	4	1	2	9	2.3
00	Wagner, Ahmad	4-3	62	15.5	4-11	.364	0-0	.000	1-1	1.000	9	3	12	3.0	8	0	3	2	0	4	9	2.3
23	Jones, Dale	2-1	9	4.5	1-5	.200	1-5	.200	0-0	.000	1	0	1	0.5	4	0	0	1	0	0	3	1.5
15	Kriener, Ryan	4-0	27	6.8	2-4	.500	0-0	.000	0-0	.000	2	2	4	1.0	3	0	2	3	3	1	4	1.0
25	Uhl, Dom	4-0	30	7.5	0-2	.000	0-2	.000	0-0	.000	1	5	6	1.5	4	0	1	3	0	0	0	0.0
Team											7	7	14				1					
Total.....		4	825		109-236	.462	42-90	.467	68-86	.791	51	97	148	37.0	69	0	68	59	11	32	328	82.0
Opponents.....		4	825		112-250	.448	35-114	.307	36-54	.667	49	86	135	33.8	83	5	68	61	17	31	295	73.8

IOWA IN BIG TEN STATISTICS

Category	All Games		Conf Only		NCAA	
	Stat	Rank	Stat	Rank	Stat	Rank
Steals	7.5	1st	7.9	1st	7.5	46th
Assists	17.4	2nd	16.9	1st	17.4	9th
Scoring Offense	80.2	3rd	77.0	2nd	80.2	35th
3-Pt. FG Per Game	8.5	4th	8.0	5th	8.5	77th
Assist/TO Ratio	1.3	5th	1.2	6th	1.3	52nd
3-Pt. Field Goal %	.372	5th	.374	6th	.372	76th
Turnover Margin	+0.7	6th	+1.0	5th	+0.7	136th
Blocked Shots	3.8	8th	3.6	9th	3.8	105th
Free Throw %	.702	8th	.711	6th	.702	170th
3-PT FG Defense	.349	8th	.351	8th	.349	178th
Field Goal %	.448	9th	.435	7th	.448	151st
Scoring Margin	+3.1	9th	-0.9	8th	+3.1	139th
Rebound Margin	-0.1	12th	-1.3	11th	-0.1	206th
FG% Defense	.438	12th	.458	12th	.438	181st
Scoring Defense	77.1	14th	77.9	13th	77.1	286th

Category	Player	All Games		NCAA	
		Stat	Rank	Stat	Rank
FG%	Cordell Pemsil	.631	1st	.631	17th
	Tyler Cook	.524	T-14th	---	---
Rebounding	Nicholas Baer	6.0	T-16th	6.0	---
	Peter Jok	5.7	20th	5.7	---
Scoring	Peter Jok	20.2	1st	20.2	35th
	Tyler Cook	12.0	T-30th	---	---
Assists	Jordan Bohannon	4.5	T-5th	4.5	87th
3-point FG%	Brady Ellingson	.500	1st	.500	T-8th
Steals	Nicholas Baer	1.5	4th	1.5	170th
	Peter Jok	1.1	T-14th	1.1	---
3-pointers	Peter Jok	2.6	3rd	2.6	78th
	Jordan Bohannon	2.4	T-5th	2.4	138th
FT%	Peter Jok	.920	1st	.920	4th
Blocked Shots	Nicholas Baer	1.3	T-9th	1.3	143rd
Assist/TO Ratio	Jordan Bohannon	2.1	T-7th	2.1	90th

LAST MEETING

Four Hawkeyes scored in double figures, paced by senior Peter Jok's 35 points en route to a 96-90 overtime victory over Indiana on Feb. 21, in Iowa City.

- The game was only the sixth played in overtime between Iowa and Indiana, and first since 1999, in the 176-game series history.
- Iowa outscored Indiana, 39-16, at the free throw line. Peter Jok went a staggering 22-of-23 from the line breaking the 55-year old school record for makes and also establishing a new arena benchmark for attempts.
- Peter Jok scored 15 of his 35 points in overtime, two points shy of the NCAA record (17) for scoring in any overtime session. Jok became the third Hawkeye to score 30+ points against Indiana the last 20 years, joining Adam Haluska and Matt Gatens.
- Iowa was 39-of-47 from the free throw line against the Hoosiers. The 39 makes are the most by a Hawkeye team since the 1994 squad made 40 versus Wisconsin. The 47 attempts are the most since Iowa took 49 attempts against Omaha in 2013.
- Iowa's defense forced 22 Hoosier turnovers, converting those miscues into 25 points.
- Sophomore Christian Williams tallied a personal-best 10 points, scoring on 5-of-6 attempts. In addition to scoring nine points, freshman Jordan Bohannon posted team bests in steals (4) and assists (6).
- Indiana had four players score in double figures: Robert Johnson (19), James Blackmon Jr. (18), Thomas Bryant (12), and Josh Newkirk (11). Blackmon, Johnson, and Newkirk all fouled out of the contest in the overtime session.

SCOUTING INDIANA

- Indiana (RPI - 81) has lost six of its last eight games, with the two victories coming against Northwestern (63-62) and Ohio State (96-92).
- Six of Indiana's 11 losses in conference play have come by six points or fewer, including a 96-90 overtime defeat at Iowa.
- The Hoosiers are 3-10 in games away from Bloomington, Indiana, this season, including a 1-2 mark in neutral site games. Indiana beat Kansas (103-99) in the season opener in Hawai'i, but lost to Butler (83-78) and Louisville (77-62), both in Indianapolis.
- Indiana won its last game played, 96-92, at Ohio State on March 4, in Columbus, Ohio. The Hoosiers led by as many as 18 points, shooting a blistering 58.6 percent (34-of-58) from the field. Indiana's starters scored 93 of its 96 points. Robert Johnson led all scorers with 26, to go along with a team-best six assists and no turnovers. James Blackmon, Jr., contributed 22 points.
- Indiana has three active players average in double digits in scoring: James Blackmon Jr. (17.0), Robert Johnson (13.3), and Thomas Bryant (12.9). OG Anunoby, who averages 11.1 points and 5.4 rebounds, is sidelined the remainder of the season due to injury.
- The Hoosiers rank ninth in the country in rebounding margin (+7.5), 28th in field goal accuracy (.480), 53rd in blocked shots per game (4.5), and 59th in defensive rebounding (26.8).
- James Blackmon Jr. ranks 29th in the country in 3-pointers made per game (3.0) and 34th in 3-point field goal percentage (.412).
- Indiana ranks first in the Big Ten in rebounding margin (+7.5), second in overall scoring (80.4) and field goal percentage (.480), third in 3-pointers made per game (8.7), and fourth in 3-point field goal percentage (.376).
- The Hoosiers have scored 90+ points nine times this season, including topping the century mark five times.
- Tom Crean is in his ninth season as head coach at Indiana (165-133, .554).

ALL-TIME SERIES RECORDS

Iowa holds a 100-76 advantage in the series that began with an 18-12 Hoosier win in 1909. The two teams have split the last 12 meetings. Iowa won the only regular season meeting between the two teams this season, 96-90, in overtime in Iowa City.

Thursday will only be the third meeting between the two teams on a neutral floor, with the Hawkeyes winning both previous meetings by two points each at Big Ten tournaments: 63-61 in 2001 (Chicago) and 62-60 in 2002 (Indianapolis).

DOUBLE TROUBLE

Prior to this season, two Iowa freshmen scored 20+ points in the same game only twice in program history: Dick Ives (43) and David Danner (32) versus Chicago on Feb. 5, 1944 and Ronnie Lester (20) and Larry Olsthoorn (20) versus Michigan on Jan. 17, 1977.

Iowa has accomplished the feat twice this season. First by rookie duos Cordell Pemsil (21) and Isaiah Moss (21) versus Stetson. Jordan Bohannon (24) and Tyler Cook (21) became the fourth Hawkeye duo to accomplish the feat -- first do do so in a road game -- in school history at Maryland (Feb. 25).

BENCH SQUAD

Iowa's bench has played a pivotal part of its success this season. In 31 games, Hawkeye reserves average 25.2 points per game. During Iowa's four-game win streak, the Iowa bench has averaged 31.3 points per contest. Iowa reserves scored 42 points in its last game against Penn State on Sunday in Iowa City.

UI ATHLETIC COMMUNICATIONS

S300 Carver-Hawkeye Arena, Iowa City, IA 52242
hawkeyesports.com • hawkeyebasketball.com

MBB CONTACT: MATTHEW WEITZEL

office: 319-335-6590 • cell: 319-430-8176

email: matthew-weitzel@hawkeyesports.com

Twitter: @BigWeitz

MEDIA AVAILABILITY

News Conferences

March 7 - 2 p.m (CT)

UI IN THE RANKINGS

KenPom	65
Sagarin.....	62
BPI	77
RPI	72

UI CAREER SCORING

12.	1,525	Andre Woolridge	1995-97
13.	1,522	Don Nelson	1960-62
14.	1,516	Greg Brunner	2003-06
15.	1,502	Jeff Horner	2003-06
16.	1,457	Peter Jok	2013-

UI CAREER 3-POINT FGM

1.	262	Jeff Horner	2003-06
2.	239	Matt Gatens	2009-12
3.	226	Chris Kingsbury	1994-96
4.	214	Kent McCausland	1996-99
5.	212	Adam Haluska	2005-07
6.	207	Peter Jok	2013-

UI CAREER 3-POINT FGA

1.	713	Jeff Horner	2003-06
2.	652	Matt Gatens	2009-12
3.	645	Chris Kingsbury	1994-96
4.	582	Adam Haluska	2005-07
5.	549	Peter Jok	2013-

UI SEASON ASSISTS (FROSH)

1.	141	Jordan Bohannon	2017
2.	140	Jeff Horner	2003

UI SEASON 3-POINTERS (FROSH)

1.	73	Jordan Bohannon	2016-17
2.	52	Matt Gatens	2008-09

UI SEASON BLOCKS (SOPH)

1.	79	Greg Stokes	1982-83
2.	40	Erek Hansen	2003-04
3.	39	Nicholas Baer	2016-17

UI SEASON 3-POINTERS (SENIOR)

1.	92	Luke Recker	2001-02
2.	75	Matt Gatens	2011-12
	75	Peter Jok	2016-17

UI CAREER BIG COACHING WINS

1.	125	Tom Davis	1986-99
2.	92	Lute Olson	1975-83
3.	71	Bucky O'Connor	1950, 52-58
4.	69	Rollie Williams	1930-42, 51
5.	64	Fran McCaffery	2010-

HAWKEYE FASTBREAKS

- Iowa was 4-1 in Big Ten rematch games this season. The Hawkeyes beat Rutgers, Purdue, Nebraska, and Maryland, but lost to Illinois.
- Iowa sank 16 3-pointers in its 83-69 win at Maryland (Feb. 25), which are the most by a Hawkeye team in a Big Ten game in school history. The Hawkeyes are only one of four teams to make 16 triples in a road game against a ranked opponent this season.
- Iowa made 39 free throws against Indiana, a total that ties for third most in a single-game in program history (39 versus Minnesota on Jan. 13, 1993).
- Iowa is 64-12 when scoring 80 points or more, the last seven seasons. The Hawkeyes are 65-2 when holding opponents to fewer than 61 points, the last seven years.
- Iowa has scored 90 points or more eight times this season.
- Peter Jok scored 15 of Iowa's 21 overtime points in Iowa's win over Indiana (Feb. 21). The 15-point effort on overtime was only two points short of the NCAA record for scoring in any OT period. The record of 17 was achieved twice before (Ron Howard of Howard in 2003 and David Hawkins of Temple in 2004).
- Ryan Kriener became the 10th different Hawkeye to have reached double figures in a game this season after netting 14 at Northwestern (Jan. 15).
- Iowa had three players earn weekly praise by the Big Ten. Peter Jok was named Player of the Week on Nov. 21 and Dec. 12, Isaiah Moss was tabbed Freshman of the Week on Dec. 12, and Jordan Bohannon was Freshman of the Week on Feb. 6 and March 5.
- Peter Jok totaled 29 points, six rebounds, and a career-best eight assists vs. No. 17/19 Purdue (Jan. 12). Jok became just the third Big Ten player with at least 29 points, six rebounds, and eight assists in a game versus a ranked foe in the last 20 years (Minnesota's Nate Mason in 2017 and Denzel Valentine of Michigan State in 2016). Additionally, he is the first Hawkeye to post those numbers in any game since Adam Haluska had 31 points, nine assists, and nine rebounds vs. Coppin State in 2006.
- Peter Jok poured in 42 points against Memphis on Nov. 26. The 42 points are the most by a Hawkeye in 40 years and tie for the fourth most in a single-game in program history, tying Bruce King's 42 points against Pittsburgh in 1976.
- Jordan Bohannon sank 8-of-10 (80 percent) from 3-point territory in Iowa's win at Maryland. The eight triples are the most by a freshman in a single game in Iowa history and one shy of the single-game school record.
- Jordan Bohannon was 7-of-15 from long distance at Notre Dame; the 15 attempts tied Justin Johnson for the second most 3-point attempts in a single-game in Iowa history.
- Peter Jok tied a Carver-Hawkeye Arena record against Omaha, making all 12 free throw attempts. The perfect 12-of-12 mark tied Luke Recker (2001 vs. Kansas State), Val Barnes (1992 vs. Ohio State), and Roy Marble (1988 vs. Northern Iowa).
- Iowa played in back-to-back overtime games (Michigan and Nebraska) for the first time since Dec. 25 and Dec. 27, 1984.
- Iowa surpassed the century mark for the 97th time in program history with a 116-84 win over Savannah State on Nov. 13. The 116 points equal the seventh most points in a game in school history and are the most points by a Big Ten team this season.
- Iowa posted school records in 3-pointers made (18) and attempted (43) in its victory over Savannah State (Nov. 13).
- Iowa's 14-point win at Maryland (Feb. 25) equaled the Terrapins' largest margin of defeat at home this season (73-59 home loss to Pittsburgh on Nov. 29, 2016).
- Iowa made all 13 of its free throw attempts at No. 15 Purdue on Dec. 28. The last time a Hawkeye team made all of its free throws (min. 10 attempts) was at Virginia (15-of-15) in the NIT quarterfinals on March 27, 2013.
- Peter Jok joined Reggie Evans (twice) and Aaron Fuller as the only Hawkeyes to post 30+ points and 10+ rebounds in a single game the last 20 years. Jok totaled 30 points and 11 rebounds against Seton Hall (Nov. 17). His efforts earned the team captain Big Ten Player of the Week honors on Nov. 21.
- Peter Jok scored 27 points in Iowa's opener versus Kennesaw State. The 27 points are the most by a Hawkeye in an opener since Adam Haluska had 29 vs. The Citadel in 2006.
- Freshman Tyler Cook (10) joined Aaron White as the only two players to grab 10 or more rebounds in their first game as a Hawkeye in the past 20 years.
- Iowa has won 44 of its last 47 nonconference home games, dating back to 2012.
- Iowa has competed in postseason play the last five years (NCAA 2014-16; NIT 2012-13).
- Iowa has won 20 or more games in four straight seasons - its longest streak in 15 years.
- Fran McCaffery has guided Iowa to upper division finishes in the Big Ten in each of the last five seasons. McCaffery has accumulated 17 first division finishes in 21 years as a head coach.

FROM DOWNTOWN...

First-team All-Big Ten performer Peter Jok has been shooting the ball extremely well his final two seasons in a Hawkeye uniform. Jok has made 155 3-pointers in 61 total games the last two seasons (2.5 per game).

Iowa 3-pointers Made in a 2-year Span:

Chris Kingsbury (1995-96): 182

Jeff Horner (2005-06): 156

Peter Jok (2016-17): 155

Adam Haluska (2006-07): 154

JOK NAMED FINALIST FOR NATIONAL AWARDS

Peter Jok is one of five finalists for the Jerry West Shooting Guard of the Year Award and one of 10 finalists for the Senior CLASS Award.

The Jerry West Award recognizes the top shooting guards in Division I men's college basketball, while the Senior CLASS Award recognizes an individual with notable achievements in four areas of excellence: community, classroom, character and competition.

Jok is the Big Ten leading scorer, averaging 20.2 points per game. He has scored 25 points or more 10 times this season, including a career-best 42 against Memphis (Nov. 26). In addition to leading the Big Ten in scoring, he is fourth nationally (min. 3.0 made per game) in free throw accuracy (.920) and third in 3-pointers made per game (2.6).

Jok and his teammates have assisted each spring in the "Iowa Day of Caring" and is on pace to graduate this spring.

ROOKIE FLOOR GENERAL

After having two veteran point guards graduate last spring (Mike Gesell and Anthony Clemmons), Jordan Bohannon has done a fantastic job directing the Hawkeye offense as a freshman. Bohannon ranks first on the team in assists (4.5), second in minutes played (28.7), 3-pointers made (73), free throw accuracy (.848), and third in scoring (9.8). He has netted 17 or more points in six games and led the squad in assists a team-best 21 times.

Bohannon had a career night at No. 24 Maryland (Feb. 25), pouring in a game and personal-best 24 points on 8-of-10 shooting from 3-point range. The eight triples are the most by an Iowa freshman in school history and one shy of the school record. He went 11-of-19 (.579) from long distance in road wins over ranked opponents No. 24 Maryland and No. 21 Wisconsin.

Bohannon, who is a two-time Big Ten Freshman of the Week honoree (Feb. 6 and March 5), has led the squad in scoring four times.

PEMSL MAKING THE MOST OF HIGH PERCENTAGE SHOTS

Freshman Cordell Pemsal has had a great start to his collegiate career. The native of Dubuque, Iowa, has started 14 games, while coming off the bench 17 times. In 31 total games, Pemsal has scored in double digits 14 times and is averaging nine points and 4.7 rebounds, while shooting a Big Ten-best and 17th-best nationally 63 percent (106-of-168) from the field. He scored in double figures in eight of the 14 starts.

Pemsal has scored in double figures in each of Iowa's last two games (at No. 21 Wisconsin and versus Penn State).

NOTABLES ON PETER JOK'S HISTORIC FREE THROW EFFORTS

- Peter Jok's 22 free throw makes versus Indiana on Feb. 21, breaks Don Nelson's 55-year old school record. Nelson's previous record of 21 was also set against Indiana in 1962.
- Peter Jok's 22 free throw makes ties for third most by a player in a single-game in Big Ten history. Indiana's Greg Graham made 26 in 1993; Indiana's Don Schlundt made 25 in 1955, and Indiana's Luke Recker made 22 in 1999.
- Peter Jok's 22 free throw's made are the second most by a player nationally in a game this season (25 by Sindarius Thornwell of South Carolina). Furthermore, the 22 makes tie Xavier Silas (2014) for the third most free throws made in a single-game since 2010 nationally. Teddy Okerefor of Rider (2014) and South Carolina's Sindarius Thornwell (2007) each made 25 in a game.
- On Feb. 21, 2001, Iowa's Reggie Evans attempted a Carver-Hawkeye Arena record 22 free throws versus Purdue; 16 years later -- also on Feb. 21 -- Peter Jok breaks the record by attempting 23 foul shots against the Hoosiers.
- Not only did Jok's 22 free throws made establish a new school record, but it shattered the previous Carver-Hawkeye Arena record of 16 by Adam Haluska (2007) and Reggie Evans (2001).
- Peter Jok currently ranks fourth nationally in free throw percentage (.920) with a minimum of 3.0 makes per game.
- Peter Jok is on pace to break Iowa's and the Big Ten's single-season free throw percentage record currently held by Matt Gatens (.904 in 2009) and Steve Alford (.921 in 1985), respectively. He is also on pace to break Iowa's career percentage mark currently being held by Luke Recker (.873, 185-of-212). Jok's career percentage is at 88.4 percent and he has taken 134 more free throws than Recker.
- Peter Jok tied a Carver-Hawkeye Arena record against Omaha on Dec. 3, making all 12 free throw attempts. The perfect 12-of-12 mark tied Luke Recker (2001 vs. Kansas State), Val Barnes (1992 vs. Ohio State), and Roy Marble (1988 vs. Northern Iowa).

A CLOSER LOOK AT IOWA'S FRESHMEN PRODUCTION

- Iowa's six freshmen account for 47.2 percent of Iowa's offense, besting Iowa's 1943-44 freshmen who averaged 40.7 points.
- Iowa freshmen have scored in double figures a program-best 53 times this season, besting the 1997-98 squad (42).
- For the first time in program history, Iowa has had four freshmen score at least 20 points in a game: Tyler Cook (24 vs. Seton Hall; 21 at Maryland); Jordan Bohannon (24 at Maryland; 23 at Notre Dame); Isaiah Moss (21 vs. Stetson); Cordell Pemsal (21 vs. Stetson).
- For the first time in school history, Iowa has had five freshmen reach double figures in scoring in a game: Tyler Cook, Jordan Bohannon, Cordell Pemsal, Ryan Kriener, and Isaiah Moss.
- Iowa freshmen have accumulated 87 combined starts this season, which is the most in program history.
- Iowa rookies this season combine to average 15 rebounds per game, second behind the 2000-01 squad (16.3 rpg).

HAWKEYES IN OVERTIME

The Hawkeyes have played four overtime games this season (Michigan, Nebraska, Minnesota, Indiana), two of which were in double overtime (Nebraska, Minnesota); it marks the first time since the 2013-14 season (Xavier, Villanova, Michigan State, and Tennessee)

Iowa is 2-2 in overtime games, winning two in a season for the first time since the 2008-09 season.

PETER JOK ON PACE TO BECOME BIG TEN SCORING CHAMPION

Peter Jok is currently averaging 20.2 points per game, Purdue's Caleb Swanigan is second (18.7 ppg).

Jok is on pace to become Iowa's fifth Big Ten scoring champion and first in 10 years.

Iowa Big Ten Scoring Champions

Murray Wier (1947-48): 21.0 ppg
Chuck Darling (1951-52): 25.5 ppg
Andre Woolridge (1996-97): 20.2 ppg
Adam Haluska (2006-07): 20.5 ppg

PETER JOK SCORCHING THE NETS

Peter Jok is a first-team All-Big Ten honoree and USBWA All-District VI selection. Jok scorched the nets for 42 points against Memphis and 33 against Omaha on Dec. 3. Jok nearly had a triple-double against Stetson (15 points, 8 rebounds, 7 assists) and a double-double against No. 25/25 Iowa State (23 points and nine rebounds).

Jok has been recognized as the Big Ten Player of the Week twice this season (Nov. 21 and Dec. 12). He averaged 28.5 points, six rebounds, two steals, and two assists against Seton Hall and UTRGV for the Nov. 21 award. Jok averaged a team-best 19 points, 8.5 rebounds, and five assists in contests versus Stetson and No. 25 Iowa State for the Dec. 12 distinction.

Jok has had free throw streaks of 28, 27, 26, and 25 the last two seasons. His free throw percentage (.9202, 150-of-163) is closing in on the Big Ten single-season free throw percentage record held by Steve Alford of Indiana (.9206, 116-of-126) set in 1985. His 88.4 percent free throw percentage currently ranks third-best in Big Ten history behind Steve Alford (.898, 1983-87) and Joe Crispin (.885, 1997-01).

Jok ranks 35th nationally in points per game (20.2), fourth in free throw accuracy (.920), and 78th in 3-pointers made per contest (2.5). His 20.2 scoring average is fifth among players from Power 5 conferences. Jok has scored 25 points or more 10 times this year, which ties for 15th nationally.

Jok is the first Hawkeye with five 30-point games in a season since Adam Haluska (5) in 2006-07.

Jok has made 207 career 3-pointers, which are the sixth most in program history. He is six triples from surpassing Adam Haluska (2005-07) for fifth place with 212.

NOT YOUR AVERAGE BAER

Sophomore Nicholas Baer was voted the 2017 Big Ten Sixth Man of the Year by league head coaches. He is the only Division I men's basketball player this season to amass 235+ points, 35+ blocked shots, 45+ steals, and 40+ 3-pointers. Furthermore, he is one of only two Big Ten players to accomplish the feat over last 20 years, joining Michigan State's Draymond Green (2012).

Baer ranks first on the squad in blocks (1.3), steals (1.5), and rebounding (6.0), and is third in assists (1.9).

Baer's 39 blocked shots ranks third best in a single-season by an Iowa sophomore, one rejection behind Erik Hansen (40) for second.

Baer is tied for fourth in the Big Ten in steals (1.5) and is tied for ninth in rejections (1.3). The native of Bettendorf, Iowa, has led the team in steals a team-best 12 times this year, being credited with three steals or more in a game a team-best seven times.

Baer has posted two double-doubles this season: versus Northern Iowa (11 points, 11 boards) and versus Penn State (20 points, 10 rebounds). The 20 points against the Nittany Lions last Sunday are a career best.

IOWA'S 2016-17 STATISTICAL COMPARISONS

	All Games	Big Ten	Home Games	Away Games	Iowa Wins	Iowa Losses
Record	18-13	10-8	14-4	4-9	18-0	0-13
Points	80.2	77.0	86.2	71.9	85.1	73.5
Opp. Pts	77.1	77.9	75.8	78.9	69.8	87.2
FG%	.448	.435	.471	.417	.487	.396
FG Def.	.438	.458	.422	.462	.397	.496
3-PT%	.372	.374	.383	.357	.419	.314
3-pt. Def.	.349	.351	.338	.369	.307	.413
FT%	.702	.711	.697	.710	.689	.720
REB	38.7	37.3	40.2	36.7	39.7	37.3
AST	17.4	16.9	18.7	15.5	19.0	15.1
TO	13.8	13.7	13.4	14.2	13.1	14.7
STL	7.5	7.9	7.6	7.3	7.7	7.2
BLK	3.8	3.6	4.6	2.8	4.1	3.5

RECENT GRADUATES PLAYING PROFESSIONAL BASKETBALL

A number of recent Iowa basketball graduates are playing professionally: Melsahn Basabe (Greece), Anthony Clemmons (Austria), Mike Gesell (Denmark), Jarryd Cole (France), Matt Gatens (NBA D-League: Iowa Energy -- injured), Devyn Marble (Italy), Gabriel Olaseni (Italy), Darius Stokes (Australia), Jarrod Uthoff (NBA D-League: Fort Wayne Mad Ants), Aaron White (Russia), and Adam Woodbury (NBA D-League: Fort Wayne Mad Ants).

HAWKEYES SWEEP BIG TEN WEEKLY HONORS

Peter Jok and Isaiah Moss were named Big Ten Player of the Week and Freshman of the Week, respectively, on Dec. 12. It marked the first time Iowa swept the weekly men's basketball accolades (weekly freshman honors began in 2010).

Jok collected the third Big Ten weekly honor of his career and second this season. Jok helped lead the Hawkeyes to a pair of victories over Stetson (95-68) and No. 25 Iowa State (78-64). He averaged a team-best 19 points, 8.5 rebounds, and five assists in the two contests.

In Iowa's upset over 25th-ranked Iowa State, Jok lead all scorers and rebounders with 23 points and nine rebounds. Against Stetson, the team captain flirted with a triple-double recording 15 points, eight rebounds, and dishing out a career-high seven assists without committing a turnover.

Moss (6-5, 205 pounds) earned his first conference weekly recognition after averaging 17.5 points and five rebounds in Iowa's two victories. The native of Chicago scored nine of his 14 points in the second half to help Iowa upend the 25th-ranked Cyclones.

Moss tallied personal bests in scoring (21), steals (2), and rebounds (6) in the Hawkeyes' triumph over Stetson. The shooting guard shot at a 50 percent clip from 3-point range in the two games (6-of-12), including going 5-of-8 (62.5 percent) from long distance against the Hatters.

COACHING EXPERIENCE

Fran McCaffery has the most experienced coaching staffs in the country. The Iowa men's basketball staff has 57 years of combined collegiate head coaching experience and more than 125 years of collegiate coaching under their belts. Listed below are the number of years of head coaching experience on the Iowa staff.

Coach	Years
Fran McCaffery	20 years
Kirk Speraw	20 years
Sherman Dillard	10 years
Andrew Francis	2 years
Al Seibert	5 years

RECENT BIG TEN SUCCESS

Below is a list of conference wins the last three years and four years. The Hawkeyes rank high in both breakdowns.

Last 3 Years (2015-17)

- 1. Wisconsin 40
- 2. Purdue 38
- Maryland 38
- 4. Michigan State 35
- 5. **IOWA 34**
- 6. Indiana 31
- 7. Ohio State 29
- 8. Michigan 28
- 9. Northwestern 24
- 10. Illinois 22
- 11. Minnesota 19
- 12. Nebraska 17
- Penn State 17
- 14. Rutgers 6

Last 4 Years (2014-17)

- 1. Wisconsin 52
- 2. Michigan State 47
- 3. **IOWA 43**
- Michigan 43
- Purdue 43
- 6. Ohio State 39
- 7. Indiana 38
- 8. Northwestern 30
- 9. Illinois 29
- 10. Nebraska 28
- 11. Minnesota 27
- 12. Penn State 23

IOWA VS. RANKED TEAMS

The Hawkeyes are 4-3 against ranked opponents in 2016-17.

Below are Iowa's most recent results versus nationally-ranked opponents:

- At Home:** 84-76 loss to 25th-ranked Maryland, 1/19/17
- 83-78 win over 17th-ranked Purdue, 1/12/17
- 78-64 win over 25th-ranked Iowa State, 12/8/16
- 83-71 win over 22nd-ranked Purdue, 1/24/16
- 83-70 win over 1st-ranked Michigan State, 12/29/15
- On the Road:** 59-57 win over 21st-ranked Wisconsin, 3/2/17
- 83-69 win over 24th-ranked Maryland, 2/25/17
- 89-67 loss to 15th-ranked Purdue, 12/28/16
- 83-82 loss to 2nd-ranked Iowa State, 12/10/15
- 76-59 win over 4th-ranked Michigan State, 1/14/16
- Neutral Court:** 74-41 loss to 6th-ranked Virginia, 11/25/16
- 87-68 loss to 6th-ranked Villanova, 3/20/16
- 68-62 loss to 17th-ranked Notre Dame, 11/27/15
- 84-61 win over 20th-ranked Wichita State, 11/29/15

BAER NOMINATED FOR GOOD WORKS TEAM

Nicholas Baer is a nominee for the 2017 Allstate NABC Good Works Team.

This prestigious community service award recognizes a distinguished group of student-athletes who have demonstrated a commitment to enriching the lives of others and contributing to the greater good in their communities.

College sports information directors and basketball coaches across the country nominated players who exhibit exceptional leadership skills and an unwavering commitment to volunteerism.

NICHOLAS BAER PLAYED OVERSEAS IN AUGUST

Nicholas Baer averaged 8.5 points, 8.3 rebounds, and two steals in four games (3-1) overseas on the USA East Coast All-Star Team.

This marked the sixth consecutive year that a Hawkeye traveled overseas with the USA East Coast basketball team. In 2011, Matt Gatens and Bryce Cartwright traveled overseas; Zach McCabe went in 2012; Jarrod Uthoff was on the roster in 2013; Mike Gesell and Adam Woodbury competed in 2014; while Dom Uhl traveled with the team in 2015.

IOWA HEADSHOTS AVAILABLE ONLINE

Up-to-date head shots of all Iowa players and coaches are available on the internet at pics.hawkeyesports.com.

2017 BIG TEN MEN'S BASKETBALL TOURNAMENT

MARCH 8-12 • VERIZON CENTER • WASHINGTON, D.C.



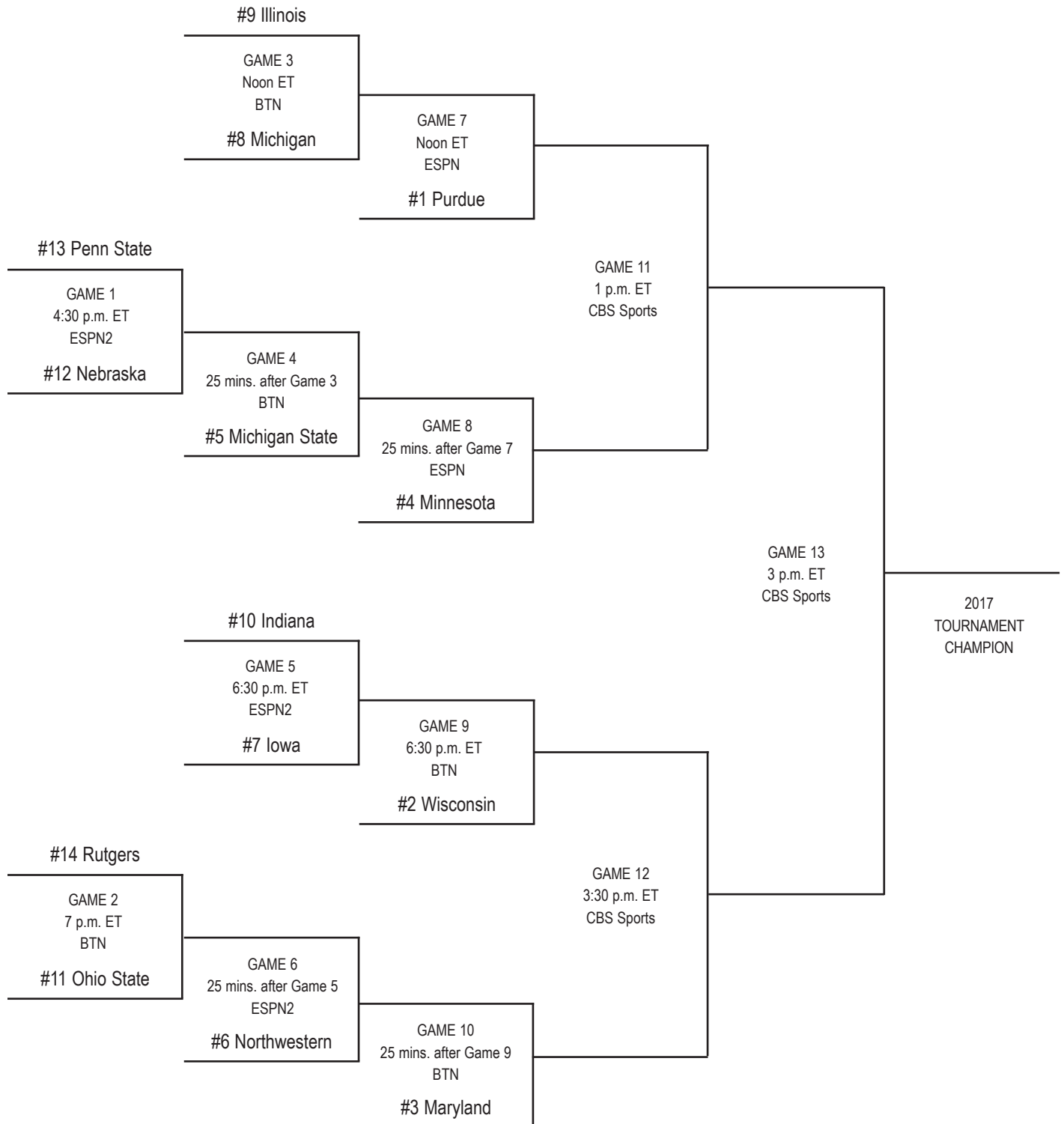
MARCH 8

MARCH 9

MARCH 10

MARCH 11

MARCH 12



51 NICHOLAS BAER

RS-Sophomore • Forward • 6-7 • 200
Bettendorf, Iowa • Bettendorf HS



2016-17 GAME-BY-GAME STATS

Opponent	Date	gs	min	Total		3-Pointers		Free throws		Rebounds				pts	avg						
				fg-fga	pct	3fg-fga	pct	ft-fa	pct	off	def	tot	avg			pf	a	t/o	blk	stl	
KENNESAW STATE	11/11/16	*	26	2-6	.333	2-4	.500	4-4	1.000	0	3	3	3.0	3	2	0	0	10	10.0		
SAVANNAH STATE	11/13/16	*	15	3-6	.500	3-5	.600	0-0	.000	1	1	2	2.5	2	6	0	2	2	9	9.5	
SETON HALL	11/17/16	*	29	2-5	.400	1-3	.333	1-2	.500	2	4	6	3.7	3	2	1	3	3	6	8.3	
UT RIO GRANDE VALLEY	11/20/16	*	22	3-6	.500	0-3	.000	2-3	.667	2	5	7	4.5	1	3	1	0	3	8	8.3	
vs Virginia	11/25/16	*	16	1-1	1.000	0-0	.000	2-2	1.000	4	2	6	4.8	3	1	1	0	0	4	7.4	
vs Memphis	11/26/16	*	16	2-3	.667	1-2	.500	0-0	.000	0	1	1	4.2	5	1	0	0	0	5	7.0	
at Notre Dame	11/29/16	*	27	3-10	.300	1-4	.250	1-2	.500	6	6	12	5.3	2	1	0	0	3	8	7.1	
OMAHA	12/03/16	*	25	1-6	.167	1-5	.200	1-3	.333	4	1	5	5.3	4	3	2	4	1	4	6.8	
STETSON	12/05/16		20	2-5	.400	0-1	.000	3-4	.750	2	3	5	5.2	1	2	0	0	1	7	6.8	
IOWA STATE	12/08/16		17	2-4	.500	0-2	.000	6-7	.857	2	6	8	5.5	4	0	0	1	2	10	7.1	
vs Northern Iowa	12/17/16		28	5-11	.455	1-7	.143	0-0	.000	4	7	11	6.0	1	3	2	2	1	11	7.5	
NORTH DAKOTA	12/20/16		22	3-6	.500	2-3	.667	0-0	.000	2	5	7	6.1	3	1	2	2	3	8	7.5	
DELAWARE STATE	12/22/16		9	0-1	.000	0-0	.000	0-0	.000	0	4	4	5.9	3	0	1	1	0	0	6.9	
at Purdue	12/28/16		27	3-6	.500	0-1	.000	1-1	1.000	2	5	7	6.0	1	2	1	0	1	7	6.9	
MICHIGAN	01/01/17		27	4-6	.667	3-4	.750	1-4	.250	3	2	5	5.9	1	1	1	1	1	12	7.3	
at Nebraska	01/05/17		34	2-4	.500	1-3	.333	0-0	.000	2	9	11	6.3	4	2	2	6	0	5	7.1	
RUTGERS	01/08/17		25	2-4	.500	1-2	.500	0-0	.000	3	2	5	6.2	2	1	2	0	3	5	7.0	
PURDUE	01/12/17		19	1-2	.500	0-1	.000	2-4	.500	1	9	10	6.4	3	2	0	1	2	4	6.8	
at Northwestern	01/15/17		18	1-4	.250	1-2	.500	0-0	.000	1	1	2	6.2	3	0	1	0	1	3	6.6	
MARYLAND	01/19/17		30	3-6	.500	1-3	.333	0-1	.000	3	2	5	6.1	0	4	0	2	2	7	6.7	
at Illinois	01/25/17		30	5-10	.500	2-6	.333	0-0	.000	3	4	7	6.1	2	0	1	2	0	12	6.9	
OHIO STATE	01/28/17	*	26	3-9	.333	0-3	.000	0-0	.000	2	6	8	6.2	0	3	0	3	0	6	6.9	
at Rutgers	01/31/17	*	25	1-6	.167	1-4	.250	0-0	.000	1	4	5	6.2	2	5	0	2	4	3	6.7	
NEBRASKA	02/05/17		24	3-7	.429	1-3	.333	0-0	.000	2	4	6	6.2	2	2	1	3	1	7	6.7	
at Minnesota	02/08/17		30	1-6	.167	0-4	.000	0-1	.000	1	2	3	6.0	1	2	1	2	2	2	6.5	
at Michigan State	02/11/17		22	3-6	.500	3-5	.600	0-0	.000	1	3	4	6.0	4	1	2	0	1	9	6.6	
ILLINOIS	02/18/17		24	3-10	.300	2-7	.286	0-0	.000	2	5	7	6.0	4	2	1	0	1	8	6.7	
INDIANA	02/21/17		35	4-7	.571	2-4	.500	0-1	.000	4	3	7	6.0	2	3	1	2	0	10	6.8	
at Maryland	02/25/17		22	4-7	.571	3-6	.500	0-0	.000	2	0	2	5.9	2	1	0	0	2	11	6.9	
at Wisconsin	03/02/17		27	5-9	.556	4-5	.800	0-0	.000	0	5	5	5.9	1	0	1	0	3	14	7.2	
PENN STATE	03/05/17		23	7-10	.700	4-4	1.000	2-3	.667	4	6	10	6.0	2	2	1	0	2	20	7.6	
Totals			10	740	84-189	.444	41-106	.387	26-42	.619	66	120	186	6.0	71	58	26	39	45	235	7.6

SEASON / CAREER STATS

POINTS

SEASON: 20 VS. PENN STATE (3/5/17)
CAREER: 20 VS. PENN STATE (3/5/17)

REBOUNDS

SEASON: 12 AT NOTRE DAME (11/29/16)
CAREER: 12 AT NOTRE DAME (11/29/16)

ASSISTS

SEASON: 6 VS. SAVANNAH STATE (11/13/16)
CAREER: 6 VS. SAVANNAH STATE (11/13/16)

BLOCKS

SEASON: 6 AT NEBRASKA (1/5/17)
CAREER: 6, 2X, LAST AT NEBRASKA (1/5/17)

STEALS

SEASON: 4 AT RUTGERS (1/31/17)
CAREER: 4 AT RUTGERS (1/31/17)

MINUTES

SEASON: 35 VS. INDIANA (2/21/17)
CAREER: 35 VS. INDIANA (2/21/17)

FIELD GOALS MADE

SEASON: 7 VS. PENN STATE (3/5/17)
CAREER: 8 VS. TENNESSEE TECH (12/22/15)

FIELD GOALS ATTEMPTED

SEASON: 11 VS. NORTHERN IOWA (12/17/16)
CAREER: 13 VS. VILLANOVA (3/20/16)

3-POINT FIELD GOALS MADE

SEASON: 4, 2X, LAST VS. PENN STATE (3/5/17)
CAREER: 4, 3X, LAST VS. PENN STATE (3/5/17)

3-POINT FIELD GOALS ATTEMPTED

SEASON: 7, 2X, LAST VS. ILLINOIS (2/18/17)
CAREER: 7, 2X, LAST VS. ILLINOIS (2/18/17)

FREE THROWS MADE

SEASON: 6 VS. IOWA STATE (12/8/16)
CAREER: 6 VS. IOWA STATE (12/8/16)

FREE THROWS ATTEMPTED

SEASON: 7 VS. IOWA STATE (12/8/16)
CAREER: 7 VS. IOWA STATE (12/8/16)

- Big Ten Sixth Man of the Year
- Only Division I player this year, and one of only two Big Ten players over the last 20 seasons (MSU's Draymond Green in 2012), to amass 235 points, 45 steals, 40 3-pointers, and 35+ blocks in a season
- Averaged 17 points & 7.5 rebounds, making 8-of-9 (.889) from 3-point range in Iowa's two wins last week
- Poured in a career-best 20 points and grabbed 10 rebounds in Iowa's win over Penn State last Sunday for his second double-double of the season
- Averaged 12 points and made 2+ triples in each of Iowa's last six games
- Has made at least one 3-pointer in 22-of-31 games this season
- Tied a career best with four 3-pointers made in each of Iowa's last two games (at #21 Wisconsin, vs. Penn State)
- Tied for fourth in the Big Ten in steals (1.3), 10th in blocked shots (1.4), and is tied for 17th in rebounding (5.9)
- Matched a personal best with six blocks to go along with a team-best 11 rebounds at Nebraska (Jan. 5)
- Posted first career double-double versus Northern Iowa (11 points, 11 rebounds) on Dec. 17
- Grabbed 12 rebounds at Notre Dame; the 12 boards are the most by a Hawkeye in a game this year
- Recorded a career-best six assists to go along with 9 points, 2 blocks, 2 steals, and 2 boards vs. Savannah State
- Non-scholarship athlete his first two years on campus before earning a scholarship after the 2015-16 season
- Represented Iowa on USA East Coast All-Stars overseas in August; averaged 8.8 pts and 8.3 rbs in four games

PRODUCTION TRACKER

	Season	Career
Scored 10+ Points:	9	14
Scored 15+ Points:	1	3
Scored 20+ Points:	1	1
Had 5+ Assists:	2	2
Had 3+ Blocks:	5	6
Had 3+ Steals:	7	7
Made 3+ 3-Pointers:	6	9
Led Team in Scoring:	2	2
Led Team in Rebounding:	12	12
Led Team in Assists:	1	1
Led Team in Steals:	12	12
Led Team in Blocks:	14	20
Double-Double:	2	2



CAREER STATS

YEAR	G/GS	FG-A	PCT	3-PT	PCT	FT-A	PCT	RB	AVG	PF-FO	AS	TO	BK	ST	PTS	AVG
Fresh.	33/0	61-123	.496	26-66	.394	10-15	.667	85	2.6	49-0	17	17	19	23	158	4.8
Soph.	31/10	84-189	.444	41-106	.387	26-42	.619	186	6.0	71-1	58	26	39	45	235	7.6
TOTALS	64/10	145-312	.465	67-172	.390	36-57	.632	271	4.2	120-1	75	43	58	68	393	6.1

3 JORDAN BOHANNON

Freshman • Guard • 6-0 • 182
Marion, Iowa • Linn-Mar HS



2016-17 GAME-BY-GAME STATS

Opponent	Date	gs	min	Total		3-Pointers		Free throws		Rebounds			pf	a	t/o	blk	stl	pts	avg		
				fg-fga	pct	3fg-fga	pct	ft-fa	pct	off	def	tot								avg	
KENNESAW STATE	11/11/16		21	2-4	.500	2-4	.500	0-0	.000	0	0	0	0	0	0	0	0	6	6.0		
SAVANNAH STATE	11/13/16		21	2-8	.250	2-6	.333	0-0	.000	0	2	2	1.0	1	7	1	0	0	6	6.0	
SETON HALL	11/17/16		19	0-2	.000	0-1	.000	3-4	.750	0	3	3	1.7	2	4	3	0	1	3	5.0	
UT RIO GRANDE VALLEY	11/20/16		24	1-7	.143	1-6	.167	2-2	1.000	0	2	2	1.8	0	6	2	0	1	5	5.0	
vs Virginia	11/25/16		23	2-8	.250	2-6	.333	0-0	.000	1	3	4	2.2	1	0	3	0	0	6	5.2	
vs Memphis	11/26/16		24	2-8	.250	1-4	.250	0-0	.000	0	0	0	1.8	3	6	4	0	2	5	5.2	
at Notre Dame	11/29/16	*	32	7-18	.389	7-15	.467	2-2	1.000	1	1	2	1.9	3	7	1	0	0	23	7.7	
OMAHA	12/03/16	*	35	7-14	.500	6-12	.500	0-0	.000	0	3	3	2.0	3	6	4	0	0	20	9.3	
STETSON	12/05/16	*	26	1-9	.111	0-3	.000	0-0	.000	0	1	1	1.9	1	5	2	0	1	2	8.4	
IOWA STATE	12/08/16	*	30	2-8	.250	2-6	.333	2-2	1.000	0	5	5	2.2	1	4	3	0	0	8	8.4	
vs Northern Iowa	12/17/16	*	31	2-7	.286	2-5	.400	0-0	.000	0	4	4	2.4	1	6	2	0	0	6	8.2	
NORTH DAKOTA	12/20/16	*	34	5-9	.556	2-4	.500	6-8	.750	0	3	3	2.4	1	3	3	0	0	18	9.0	
DELAWARE STATE	12/22/16	*	20	2-5	.400	1-2	.500	0-0	.000	0	1	1	2.3	0	5	2	0	1	5	8.7	
at Purdue	12/28/16	*	23	2-8	.250	0-4	.000	2-2	1.000	0	1	1	2.2	0	4	0	0	1	6	8.5	
MICHIGAN	01/01/17	*	31	6-8	.750	3-5	.600	2-2	1.000	1	3	4	2.3	2	6	0	0	0	17	9.1	
at Nebraska	01/05/17	*	40	2-10	.200	2-7	.286	0-0	.000	2	3	5	2.5	1	3	3	1	0	6	8.9	
RUTGERS	01/08/17	*	29	2-5	.400	0-2	.000	4-4	1.000	0	1	1	2.4	2	8	4	0	1	8	8.8	
PURDUE	01/12/17	*	36	4-7	.571	2-3	.667	2-2	1.000	0	1	1	2.3	3	9	1	0	1	12	9.0	
at Northwestern	01/15/17	*	31	2-7	.286	2-6	.333	0-0	.000	0	3	3	2.4	0	2	3	0	0	6	8.8	
MARYLAND	01/19/17	*	38	4-14	.286	3-11	.273	0-0	.000	0	3	3	2.4	2	5	3	0	4	11	9.0	
at Illinois	01/25/17	*	21	1-9	.111	1-7	.143	0-0	.000	1	0	1	2.3	2	4	2	0	1	3	8.7	
OHIO STATE	01/28/17	*	29	4-10	.400	4-10	.400	0-0	.000	1	3	4	2.4	0	1	2	0	2	12	8.8	
at Rutgers	01/31/17	*	26	6-9	.667	5-7	.714	0-0	.000	0	0	0	2.3	0	4	0	0	1	7	9.2	
NEBRASKA	02/05/17	*	33	4-7	.571	4-6	.667	3-4	.750	0	5	5	2.4	3	2	2	0	1	15	9.4	
at Minnesota	02/08/17	*	45	5-11	.455	2-6	.333	0-0	.000	1	0	1	2.4	3	8	1	1	2	12	9.5	
at Michigan State	02/11/17	*	18	0-8	.000	0-6	.000	0-0	.000	0	3	3	2.4	2	1	1	0	1	0	9.2	
ILLINOIS	02/18/17	*	29	3-6	.500	3-4	.750	2-4	.500	0	1	1	2.3	3	2	2	0	1	11	9.2	
INDIANA	02/21/17	*	27	1-5	.200	1-4	.250	6-6	1.000	0	1	1	2.3	1	6	3	0	4	9	9.2	
at Maryland	02/25/17	*	31	8-13	.615	8-10	.800	0-0	.000	0	3	3	2.3	3	5	2	0	0	24	9.7	
at Wisconsin	03/02/17	*	32	4-11	.364	3-9	.333	0-0	.000	1	3	4	2.4	1	5	2	0	0	11	9.8	
PENN STATE	03/05/17	*	30	3-9	.333	2-6	.333	3-4	.750	0	1	1	2.3	1	5	5	0	0	11	9.8	
Totals			25	889	96-264	.364	73-187	.390	39-46	.848	9	63	72	2.3	48	141	68	2	26	304	9.8

SEASON / CAREER STATS

POINTS

SEASON: 24 AT MARYLAND (2/25/17)

REBOUNDS

SEASON: 5, 3X, LAST VS. NEBRASKA (2/5/17)

ASSISTS

SEASON: 9 VS. PURDUE (1/12/17)

BLOCKS

SEASON: 1 AT NEBRASKA (1/5/17)

STEALS

SEASON: 4, 2X, LAST VS. INDIANA (2/21/17)

MINUTES

SEASON: 45 AT MINNESOTA (2/8/17)

FIELD GOALS MADE

SEASON: 8 AT MARYLAND (2/25/17)

FIELD GOALS ATTEMPTED

SEASON: 18 AT NOTRE DAME (11/29/16)

3-POINT FIELD GOALS MADE

SEASON: 8 AT MARYLAND (2/25/17)

3-POINT FIELD GOALS ATTEMPTED

SEASON: 15 AT NOTRE DAME (11/29/16)

FREE THROWS MADE

SEASON: 6, 2X, LAST VS. INDIANA (2/21/17)

FREE THROWS ATTEMPTED

SEASON: 8 VS. NORTH DAKOTA (12/20/16)

- Voted to the five-member All-Big Ten Freshman Team by the 14 league head coaches
- One of three Big Ten freshmen to ever amass 140+ assists and 70+ 3-pointers in a season (Daniel Horton, D'Angelo Russell)
- Only freshmen in the country with 140+ assists and 70+ 3-pointers
- Shot 11-of-19 (.579) from 3-point range in road wins over #24 Maryland (Feb. 25) and #21 Wisconsin (March 2)
- Made eight 3-pointers on 8-of-10 shooting from 3-point range in win at #24 Maryland (Feb. 25); the eight triples are the most by a freshman in a single game in Iowa history and one shy of the school record
- Iowa's freshman single-season 3-pt field goals record holder (73), shattering Matt Gatens' 52 set in 2009
- His 140 assists are most by a Hawkeye freshman in a single-season, besting Jeff Horner's 140 in 2003
- Leads team and ranks fifth in the Big Ten in assists (4.5) and is tied for fifth in 3-pointers made (2.4)
- Two-time Big Ten Freshman of the Week (Feb. 6 and March 5)
- Scored a then-personal best in scoring (23), 3-pointers (7), and assists (7) while only turning the ball over once in first career start at Notre Dame
- Went 7-of-15 from long distance at Notre Dame; the 15 attempts ties for second most in a game in Iowa history
- Three older brothers all played college basketball: Jason (Wisconsin); Zach (Air Force & Wisconsin); Matt (UNI)
- Father was a quarterback at Iowa under legendary head coach Hayden Fry

PRODUCTION TRACKER

	Season	Career
Scored 10+ Points:	14	14
Scored 15+ Points:	7	7
Scored 20+ Points:	3	3
Had 5+ Assists:	16	16
Had 3+ Blocks:	0	0
Had 3+ Steals:	2	2
Made 3+ 3-Pointers:	10	10
Led Team in Scoring:	5	5
Led Team in Rebounding:	0	0
Led Team in Assists:	20	20
Led Team in Steals:	7	7
Led Team in Blocks:	0	0
Double-Double:	0	0



CAREER STATS

YEAR	G/GS	FG-A	PCT	3-PT	PCT	FT-A	PCT	RB	AVG	PF-FO	AS	TO	BK	ST	PTS	AVG
Fresh.	31/25	96-264	.364	73-187	.390	39-46	.848	72	2.3	48-0	141	68	2	26	304	9.8

5 TYLER COOK

Freshman • Forward • 6-9 • 253
St. Louis, Missouri • Chaminade Prep



2016-17 GAME-BY-GAME STATS

Opponent	Date	gs	min	Total		3-Pointers		Free throws		Rebounds				pf	a	t/o	blk	stl	pts	avg	
				fg-fga	pct	3fg-fga	pct	ft-fa	pct	off	def	tot	avg								
KENNESAW STATE	11/11/16	*	21	1-7	.143	0-1	.000	4-4	1.000	5	5	10	10.0	3	1	4	0	0	6	6.0	
SAVANNAH STATE	11/13/16	*	15	7-9	.778	0-0	.000	0-1	.000	2	2	4	7.0	2	2	1	0	0	14	10.0	
SETON HALL	11/17/16	*	32	9-15	.600	1-3	.333	5-12	.417	1	1	2	5.3	1	1	2	0	1	24	14.7	
UT RIO GRANDE VALLEY	11/20/16	*	24	6-9	.667	0-1	.000	3-4	.750	1	2	3	4.8	1	0	4	0	0	15	14.8	
vs Virginia	11/25/16	*	29	2-6	.333	0-1	.000	2-5	.400	3	3	6	5.0	1	2	4	1	1	6	13.0	
vs Memphis	11/26/16	*	33	6-9	.667	0-0	.000	5-6	.833	3	4	7	5.3	2	2	3	2	1	17	13.7	
at Purdue	12/28/16		22	6-10	.600	0-1	.000	0-0	.000	0	2	2	4.9	4	1	1	0	2	12	13.4	
MICHIGAN	01/01/17	*	31	5-12	.417	0-0	.000	1-3	.333	3	5	8	5.3	1	0	1	0	0	11	13.1	
at Nebraska	01/05/17	*	26	6-8	.750	0-0	.000	2-3	.667	3	4	7	5.4	4	0	2	0	2	14	13.2	
RUTGERS	01/08/17	*	21	1-6	.167	0-0	.000	2-4	.500	0	2	2	5.1	1	0	1	1	1	4	12.3	
PURDUE	01/12/17	*	33	7-10	.700	0-0	.000	2-5	.400	3	3	6	5.2	2	2	2	0	1	16	12.6	
at Northwestern	01/15/17	*	29	3-8	.375	0-0	.000	8-9	.889	0	5	5	5.2	2	1	2	0	1	14	12.8	
MARYLAND	01/19/17	*	20	1-6	.167	0-0	.000	6-8	.750	6	1	7	5.3	3	1	4	0	0	8	12.4	
at Illinois	01/25/17	*	17	2-6	.333	0-0	.000	1-2	.500	2	1	3	5.1	1	1	4	0	0	5	11.9	
OHIO STATE	01/28/17	*	16	5-9	.556	1-1	1.000	2-5	.400	1	0	1	4.9	3	0	2	0	0	13	11.9	
at Rutgers	01/31/17	*	21	4-8	.500	0-0	.000	2-3	.667	0	5	5	4.9	4	2	3	0	3	10	11.8	
NEBRASKA	02/05/17	*	17	6-10	.600	0-0	.000	1-3	.333	2	1	3	4.8	4	2	1	0	0	13	11.9	
at Minnesota	02/08/17	*	21	2-5	.400	0-0	.000	1-3	.333	0	3	3	4.7	3	1	1	0	1	5	11.5	
at Michigan State	02/11/17	*	24	5-9	.556	0-0	.000	3-4	.750	3	0	3	4.6	1	0	1	1	0	13	11.6	
ILLINOIS	02/18/17	*	24	5-7	.714	0-0	.000	4-5	.800	0	3	3	4.5	4	0	3	0	0	14	11.7	
INDIANA	02/21/17	*	31	3-11	.273	0-0	.000	8-11	.727	2	3	5	4.5	2	1	2	1	1	14	11.8	
at Maryland	02/25/17	*	34	8-13	.615	0-0	.000	5-8	.625	2	8	10	4.8	3	1	3	1	2	21	12.2	
at Wisconsin	03/02/17	*	24	4-7	.571	0-0	.000	1-2	.500	2	6	8	4.9	3	0	3	1	1	9	12.1	
PENN STATE	03/05/17	*	20	5-8	.625	0-0	.000	1-1	1.000	2	8	10	5.1	4	2	2	1	0	11	12.0	
Totals			23	585	109-208	.524	2-8	.250	69-111	622	46	77	123	5.1	59	23	56	9	18	289	12.0

SEASON / CAREER STATS

POINTS

SEASON: 24 vs. SETON HALL (11/17/16)

REBOUNDS

SEASON: 10, 3X, LAST vs. PENN STATE (3/5/17)

ASSISTS

SEASON: 2, 7X, LAST vs. PENN STATE (3/5/17)

BLOCKS

SEASON: 2 vs. MEMPHIS (11/26/16)

STEALS

SEASON: 3 AT RUTGERS (1/31/17)

MINUTES

SEASON: 34 AT MARYLAND (2/25/17)

FIELD GOALS MADE

SEASON: 9 vs. SETON HALL (11/17/16)

FIELD GOALS ATTEMPTED

SEASON: 15 vs. SETON HALL (11/17/16)

3-POINT FIELD GOALS MADE

SEASON: 1 vs. SETON HALL (11/17/16)

3-POINT FIELD GOALS ATTEMPTED

SEASON: 3 vs. SETON HALL (11/17/16)

FREE THROWS MADE

SEASON: 8, 2X, LAST vs. INDIANA (2/21/17)

FREE THROWS ATTEMPTED

SEASON: 12 vs. SETON HALL (11/17/16)

- Voted to the five-member All-Big Ten Freshman Team by the 14 league head coaches
- Averaging 13.8 points and 8.3 rebounds during Iowa's active four-game win streak
- Missed seven games after fracturing right index finger in practice at the Emerald Coast Classic (Nov. 24)
- Netted double figures in eight of Iowa's last 10 games
- Led Iowa in rebounding nine times, including the last three games (10 at UMD, 8 at WISC, 10 vs. PSU)
- Double-doubles in two of Iowa's last three games (#24 Maryland, Penn State)
- Scored 21 points in win at #24 Maryland -- reaching 20+ for the second time this season (24 vs. Seton Hall)
- Ranks second on the team in scoring (12.0 ppg) and is third in rebounding (5.1)
- Tied a personal best with eight free throws made (8-of-11) in Iowa's win over Indiana (Feb. 21)
- Netted 10 of his 13 points in the second half in Iowa's win over Ohio State (Jan. 28)
- Returned to action at #15 Purdue on Dec. 28, scoring 12 points and collecting a personal-best two steals
- His 16 points against #17/19 Purdue on Jan. 12 are the most by the Hawkeye freshman since scoring 17 versus Memphis on Nov. 26; also matched personal bests in assists (2) in home win over #17/19 Purdue
- Became only second player in 20 years to grab 10+ rebounds in Hawkeye debut (Aaron White, 2011)
- Netted a personal-best 24 points, which includes making his first collegiate 3-pointer, versus Seton Hall
- Ranked as the No. 38 player in the 2016 class, according to ESPN

PRODUCTION TRACKER

	Season	Career
Scored 10+ Points:	17	17
Scored 15+ Points:	5	5
Scored 20+ Points:	2	2
Had 5+ Assists:	0	0
Had 3+ Blocks:	0	0
Had 3+ Steals:	1	1
Made 3+ 3-Pointers:	0	0
Led Team in Scoring:	2	2
Led Team in Rebounding:	9	9
Led Team in Assists:	1	1
Led Team in Steals:	3	3
Led Team in Blocks:	6	6
Double-Double:	2	2



CAREER STATS

YEAR	G/GS	FG-A	PCT	3-PT	PCT	FT-A	PCT	RB	AVG	PF-FO	AS	TO	BK	ST	PTS	AVG
Fresh.	24/23	109-208	.524	2-8	.250	69-111	.622	123	5.1	59-0	23	56	9	18	289	12.0

1 MAISHE DAILEY

Freshman • Guard • 6-6 • 183
Beachwood, Ohio • Beachwood HS



2016-17 GAME-BY-GAME STATS

Opponent	Date	gs	min	Total		3-Pointers		Free throws		Rebounds				pf	a	t/o	blk	stl	pts	avg
				fg-fga	pct	3fg-fga	pct	ft-fa	pct	off	def	tot	avg							
SAVANNAH STATE	11/13/16	13		2-3	.667	2-3	.667	0-2	.000	1	2	3	3.0	2	0	2	1	2	6	6.0
UT RIO GRANDE VALLEY	11/20/16	11		1-4	.250	0-1	.000	0-0	.000	0	3	3	3.0	0	1	0	0	1	2	4.0
vs Virginia	11/25/16	2		0-0	.000	0-0	.000	0-0	.000	0	1	1	2.3	0	0	0	0	0	0	2.7
OMAHA	12/03/16	4		0-0	.000	0-0	.000	0-0	.000	0	0	0	1.8	0	0	0	0	0	0	2.0
STETSON	12/05/16	11		2-3	.667	0-0	.000	1-2	.500	1	3	4	2.2	1	0	0	0	0	5	2.6
vs Northern Iowa	12/17/16	4		0-0	.000	0-0	.000	0-0	.000	0	0	0	1.8	0	0	0	0	0	0	2.2
DELAWARE STATE	12/22/16	21		3-8	.375	2-7	.286	0-0	.000	1	6	7	2.6	0	2	1	0	0	8	3.0
at Purdue	12/28/16	7		1-1	1.000	0-0	.000	0-0	.000	0	0	0	2.3	0	0	0	0	0	2	2.9
at Illinois	01/25/17	6		1-2	.500	0-1	.000	0-0	.000	0	1	1	2.1	0	1	0	0	0	2	2.8
at Rutgers	01/31/17	10		0-1	.000	0-0	.000	2-2	1.000	0	0	0	1.9	2	1	1	0	1	2	2.7
at Minnesota	02/08/17	1		0-0	.000	0-0	.000	0-0	.000	0	0	0	1.7	1	0	1	0	0	0	2.5
Totals		0	90	10-22	.455	4-12	.333	3-6	.500	3	16	19	1.7	6	5	5	1	4	27	2.5

SEASON / CAREER STATS

POINTS

SEASON: 8 VS. DELAWARE STATE (12/22/16)

REBOUNDS

SEASON: 7 VS. DELAWARE STATE (12/22/16)

ASSISTS

SEASON: 2 VS. DELAWARE STATE (12/22/16)

BLOCKS

SEASON: 1 VS. SAVANNAH STATE (11/13/16)

STEALS

SEASON: 2 VS. SAVANNAH STATE (11/13/16)

MINUTES

SEASON: 21 VS. DELAWARE STATE (12/22/16)

FIELD GOALS MADE

SEASON: 3 VS. DELAWARE STATE (12/22/16)

FIELD GOALS ATTEMPTED

SEASON: 8 VS. DELAWARE STATE (12/22/16)

3-POINT FIELD GOALS MADE

SEASON: 2, 2X, LAST VS. DEL. STATE (12/22/16)

3-POINT FIELD GOALS ATTEMPTED

SEASON: 7 VS. DELAWARE STATE (12/22/16)

FREE THROWS MADE

SEASON: 2 AT RUTGERS (1/31/17)

FREE THROWS ATTEMPTED

SEASON: 2, 3X, LAST AT RUTGERS (1/31/17)

- Seen action in 11 games
- Scored two points in two of Iowa's last three road games (Illinois and Rutgers)
- Posted personal bests in points (8), rebounds (7), assists (2), 3-pointers made (2), and minutes (21) in Iowa's last game against Delaware State on Dec. 22
- His seven rebounds against the Hornets on Dec. 22 were a team best along with teammate Dom Uhl
- Played in first collegiate game vs. Savannah State, registering 6 points, 3 rebounds, 2 steals, and 1 blocked shot
- Grabbed four rebounds and netted five points in Iowa's win over Stetson

PRODUCTION TRACKER

	Season	Career
Scored 10+ Points:	0	0
Scored 15+ Points:	0	0
Scored 20+ Points:	0	0
Had 5+ Assists:	0	0
Had 3+ Blocks:	0	0
Had 3+ Steals:	0	0
Made 3+ 3-Pointers:	0	0
Led Team in Scoring:	0	0
Led Team in Rebounding:	1	1
Led Team in Assists:	0	0
Led Team in Steals:	1	1
Led Team in Blocks:	0	0
Double-Double:	0	0



CAREER STATS

YEAR	G/GS	FG-A	PCT	3-PT	PCT	FT-A	PCT	RB	AVG	PF-FO	AS	TO	BK	ST	PTS	AVG
Fresh.	11/0	10-22	.455	4-12	.333	3-6	.500	19	1.7	6-0	5	5	1	4	27	2.5

24 BRADY ELLINGSON

RS-Sophomore • Guard • 6-4 • 193
Menomonee Falls, Wisconsin • Hamilton HS



2016-17 GAME-BY-GAME STATS

Opponent	Date	gs	min	Total		3-Pointers		Free throws		Rebounds				pts	avg					
				fg-fga	pct	3fg-fga	pct	ft-fa	pct	off	def	tot	avg			pf	a	t/o	blk	stl
KENNESAW STATE	11/11/16	15	0-1	.000	0-1	.000	0-0	0-0	0-0	0	1	1	1.0	3	0	0	0	0	0	0
SAVANNAH STATE	11/13/16	17	7-9	.778	4-6	.667	5-5	1.000	0	1	1	1.0	1	1	1	0	0	23	11.5	
SETON HALL	11/17/16	5	1-1	1.000	1-1	1.000	0-0	.000	0	0	0	0.7	3	0	1	0	0	3	8.7	
UT RIO GRANDE VALLEY	11/20/16	19	4-6	.667	2-3	.667	1-1	1.000	0	0	0	0.5	1	1	0	0	1	11	9.3	
vs Virginia	11/25/16	8	0-1	.000	0-1	.000	0-0	.000	0	0	0	0.4	2	0	0	0	0	0	7.4	
vs Memphis	11/26/16	16	1-1	1.000	1-1	1.000	0-0	.000	0	3	3	0.8	0	1	0	0	0	3	6.7	
at Notre Dame	11/29/16	19	2-3	.667	1-2	.500	0-0	.000	0	0	0	0.7	1	0	0	0	1	5	6.4	
OMAHA	12/03/16	19	1-4	.250	1-2	.500	0-0	.000	1	0	1	0.8	1	1	0	0	0	3	6.0	
STETSON	12/05/16	12	1-4	.250	0-2	.000	0-0	.000	0	1	1	0.8	1	0	0	0	0	2	5.6	
IOWA STATE	12/08/16	12	1-1	1.000	1-1	1.000	0-0	.000	0	2	2	0.9	0	1	0	0	0	3	5.3	
vs Northern Iowa	12/17/16	11	0-0	.000	0-0	.000	2-2	1.000	0	0	0	0.8	1	0	2	0	1	2	5.0	
NORTH DAKOTA	12/20/16	18	4-5	.800	0-0	.000	2-2	1.000	0	1	1	0.8	1	1	0	0	0	10	5.4	
DELAWARE STATE	12/22/16	18	2-3	.667	2-2	1.000	2-2	1.000	0	1	1	0.8	2	0	1	0	0	8	5.6	
at Purdue	12/28/16	17	3-4	.750	3-3	1.000	2-2	1.000	0	1	1	0.9	2	2	1	0	0	11	6.0	
MICHIGAN	01/01/17	15	2-4	.500	0-1	.000	2-2	1.000	0	1	1	0.9	1	0	0	0	0	6	6.0	
at Nebraska	01/05/17	17	0-3	.000	0-2	.000	0-0	.000	0	2	2	0.9	0	2	1	0	1	0	5.6	
RUTGERS	01/08/17	8	0-1	.000	0-1	.000	0-0	.000	0	2	2	1.0	0	1	0	0	0	0	5.3	
PURDUE	01/12/17	5	0-1	.000	0-1	.000	0-0	.000	0	0	0	0.9	0	0	0	0	0	0	5.0	
at Northwestern	01/15/17	19	0-4	.000	0-3	.000	2-2	1.000	0	0	0	0.9	1	2	0	0	1	2	4.8	
MARYLAND	01/19/17	12	1-3	.333	1-1	1.000	0-0	.000	1	0	1	0.9	0	0	0	0	0	3	4.8	
at Illinois	01/25/17	8	0-0	.000	0-0	.000	0-0	.000	0	1	1	0.9	1	2	0	0	0	0	4.5	
OHIO STATE	01/28/17	25	6-9	.667	5-7	.714	0-0	.000	0	4	4	1.0	0	3	0	0	1	17	5.1	
at Rutgers	01/31/17	24	2-4	.500	2-3	.667	0-0	.000	2	0	2	1.1	1	5	0	0	0	6	5.1	
NEBRASKA	02/05/17	25	4-6	.667	3-4	.750	0-0	.000	0	1	1	1.1	0	5	0	0	1	11	5.4	
at Minnesota	02/08/17	26	2-6	.333	1-2	.500	0-0	.000	2	2	4	1.2	1	2	2	0	2	5	5.4	
at Michigan State	02/11/17	10	0-2	.000	0-1	.000	0-0	.000	0	0	0	1.2	0	0	0	1	0	0	5.2	
ILLINOIS	02/18/17	13	1-4	.250	0-2	.000	0-0	.000	0	0	0	1.1	1	0	1	0	0	2	5.0	
INDIANA	02/21/17	14	1-4	.250	1-4	.250	0-0	.000	0	2	2	1.1	1	1	1	0	0	3	5.0	
at Maryland	02/25/17	15	2-4	.500	2-3	.667	0-0	.000	1	1	2	1.2	0	2	0	0	1	6	5.0	
at Wisconsin	03/02/17	6	0-1	.000	0-1	.000	0-0	.000	0	0	0	1.1	0	1	1	0	0	0	4.8	
PENN STATE	03/05/17	22	1-6	.167	1-3	.333	0-0	.000	0	2	2	1.2	1	3	0	0	0	3	4.8	
Totals		0	470	49-105	.467	32-64	.500	18-18	1.000	7	29	36	1.2	27	37	12	0	11	148	4.8

SEASON / CAREER STATS

POINTS

SEASON: 23 VS. SAVANNAH STATE (11/13/16)
CAREER: 23 VS. SAVANNAH STATE (11/13/16)

REBOUNDS

SEASON: 4 VS. OHIO STATE (1/28/17)
CAREER: 4 VS. OHIO STATE (1/28/17)

ASSISTS

SEASON: 5, 2X, LAST VS. NEBRASKA (2/5/17)
CAREER: 5, 2X, LAST VS. NEBRASKA (2/5/17)

BLOCKS

SEASON: ---
CAREER: ---

STEALS

SEASON: 2 AT MINNESOTA (2/8/17)
CAREER: 2 AT MINNESOTA (2/8/17)

MINUTES

SEASON: 26 AT MINNESOTA (2/8/17)
CAREER: 26 AT MINNESOTA (2/8/17)

FIELD GOALS MADE

SEASON: 7 VS. SAVANNAH STATE (11/13/16)
CAREER: 7, 2X, LAST VS. SAVANNAH ST (11/13/16)

FIELD GOALS ATTEMPTED

SEASON: 9 VS. OHIO STATE (1/28/17)
CAREER: 9 VS. OHIO STATE (1/28/17)

3-POINT FIELD GOALS MADE

SEASON: 5 VS. OHIO STATE (1/28/17)
CAREER: 5 VS. OHIO STATE (1/28/17)

3-POINT FIELD GOALS ATTEMPTED

SEASON: 7 VS. OHIO STATE (1/28/17)
SEASON: 7 VS. OHIO STATE (1/28/17)

FREE THROWS MADE

SEASON: 5 VS. SAVANNAH STATE (11/13/16)
CAREER: 5, 2X, LAST VS. SAVANNAH ST (11/13/16)

FREE THROWS ATTEMPTED

SEASON: 5 VS. SAVANNAH STATE (11/13/16)
CAREER: 6 VS. COPPIN STATE (11/15/15)

- Celebrated his 21st birthday on Monday
- Netted double figures five times this season after reaching double digits just once a year ago
- Ranks first in the Big Ten and tied for eighth nationally in 3-point accuracy (.500, 32-of-64)
- Made at least one triple 17 times this year, including making six straight treys between Dec. 8-Dec. 28
- Made all 18 of his free throw attempts this season
- Made 16-of-31 (.516) from 3-point territory and dished out 24 assists and committed only five turnovers (4.8 ratio) over a span of the last 12 games
- Posted career bests in rebounds (4), 3-pointers made (5), steals (1), minutes (25), and field goals attempted in win over Ohio State (Jan. 28)
- Scored eight points, making both 3-point attempts and both free throw attempts in win over Delaware State
- Netted 21 of his career-high 23 points in the first half against Savannah State; was 7-of-9 from the field, including 4-of-6 from 3-point range, and 5-of-5 from the foul line

PRODUCTION TRACKER

	Season	Career
Scored 10+ Points:	6	7
Scored 15+ Points:	2	3
Scored 20+ Points:	1	2
Had 5+ Assists:	2	2
Had 3+ Blocks:	0	0
Had 3+ Steals:	0	0
Made 3+ 3-Pointers:	4	5
Led Team in Scoring:	2	3
Led Team in Rebounding:	0	0
Led Team in Assists:	2	2
Led Team in Steals:	3	3
Led Team in Blocks:	0	0
Double-Double:	0	0



CAREER STATS

YEAR	G/GS	FG-A	PCT	3-PT	PCT	FT-A	PCT	RB	AVG	PF-FO	AS	TO	BK	ST	PTS	AVG
Fresh.	7/0	4-8	.500	4-6	.667	1-2	.500	0	0.0	1-0	4	1	0	1	13	1.9
RS-Fresh.	27/0	28-61	.459	12-44	.273	7-10	.700	18	0.7	21-0	12	11	0	5	75	2.9
Soph.	31/0	49-105	.467	32-64	.500	18-18	1.000	36	1.2	27-0	37	12	0	11	148	4.8
TOTALS	65/0	81-174	.466	48-114	.412	26-30	.867	54	0.8	49-0	53	24	0	17	236	3.6

14 PETER JOK

Senior • Guard • 6-6 • 205
West Des Moines, Iowa • Valley HS



2016-17 GAME-BY-GAME STATS

Opponent	Date	gs	min	Total		3-Pointers		Free throws		Rebounds				pf	a	t/o	blk	stl	pts	avg	
				fg-fga	pct	3fg-fga	pct	ft-fa	pct	off	def	tot	avg								
KENNESAW STATE	11/11/16	*	26	11-19	.579	3-8	.375	2-2	1.000	0	4	4	4.0	1	3	2	0	2	27	27.0	
SAVANNAH STATE	11/13/16	*	23	5-15	.333	3-10	.300	0-0	.000	3	3	6	5.0	0	3	1	0	0	13	20.0	
SETON HALL	11/17/16	*	36	11-21	.524	2-8	.250	6-6	1.000	2	9	11	7.0	2	4	1	0	2	30	23.3	
UT RIO GRANDE VALLEY	11/20/16	*	19	9-13	.692	5-8	.625	4-4	1.000	1	0	1	5.5	1	0	2	0	2	27	24.3	
vs Virginia	11/25/16	*	27	5-14	.357	3-8	.375	0-0	.000	0	1	1	4.6	2	2	1	0	0	13	22.0	
vs Memphis	11/26/16	*	36	11-16	.688	8-11	.727	12-12	1.000	1	5	6	4.8	1	0	5	0	1	42	25.3	
at Notre Dame	11/29/16	*	36	4-20	.200	2-11	.182	5-7	.714	1	5	6	5.0	3	1	2	0	2	15	23.9	
OMAHA	12/03/16	*	37	8-21	.381	5-10	.500	12-12	1.000	1	9	10	5.6	3	1	3	0	0	33	25.0	
STETSON	12/05/16	*	25	4-13	.308	1-7	.143	6-8	.750	1	7	8	5.9	1	7	0	0	0	15	23.9	
IOWA STATE	12/08/16	*	35	9-17	.529	4-7	.571	1-2	.500	0	9	9	6.2	3	3	4	0	2	23	23.8	
vs Northern Iowa	12/17/16	*	29	9-15	.600	3-3	1.000	0-0	.000	1	7	8	6.4	2	0	1	0	0	21	23.5	
NORTH DAKOTA	12/20/16	*	32	4-15	.267	0-3	.000	10-10	1.000	1	7	8	6.5	4	4	1	0	1	18	23.1	
DELAWARE STATE	12/22/16	*	15	5-11	.455	3-6	.500	4-4	1.000	0	2	2	6.2	1	1	0	0	3	17	22.6	
at Purdue	12/28/16	*	22	4-15	.267	1-7	.143	4-4	1.000	0	6	6	6.1	2	2	3	0	2	13	21.9	
MICHIGAN	01/01/17	*	34	9-18	.500	4-7	.571	3-4	.750	1	4	5	6.1	3	3	3	0	0	25	22.1	
at Nebraska	01/05/17	*	41	12-24	.500	5-11	.455	5-6	.833	1	5	6	6.1	5	1	5	0	0	34	22.9	
RUTGERS	01/08/17	*	30	7-18	.389	2-10	.200	2-2	1.000	1	10	11	6.4	2	2	3	0	2	18	22.6	
PURDUE	01/12/17	*	35	11-19	.579	4-7	.571	3-4	.750	1	5	6	6.3	2	8	3	1	1	29	22.9	
at Northwestern	01/15/17	*	21	2-9	.222	0-4	.000	0-0	.000	1	2	3	6.2	2	0	1	0	0	4	21.9	
MARYLAND	01/19/17	*	31	4-12	.333	2-8	.250	4-4	1.000	1	3	4	6.1	2	3	3	0	4	14	21.6	
at Illinois	01/25/17	*	32	3-9	.333	1-5	.200	3-3	1.000	2	0	2	5.9	1	1	4	0	0	10	21.0	
NEBRASKA	02/05/17	*	30	2-7	.286	0-4	.000	8-8	1.000	0	5	5	5.8	2	5	3	0	0	12	20.6	
at Minnesota	02/08/17	*	40	8-20	.400	3-6	.500	9-9	1.000	1	8	9	6.0	4	3	5	1	2	28	20.9	
at Michigan State	02/11/17	*	32	2-11	.182	0-5	.000	9-11	.818	1	4	5	5.9	3	8	1	0	2	13	20.6	
ILLINOIS	02/18/17	*	33	4-8	.500	2-5	.400	6-7	.857	4	6	10	6.1	2	4	5	0	1	16	20.4	
INDIANA	02/21/17	*	38	6-12	.500	1-6	.167	22-23	.957	1	4	5	6.0	2	1	0	0	3	35	21.0	
at Maryland	02/25/17	*	31	3-10	.300	3-6	.500	2-2	1.000	1	3	4	6.0	1	3	2	0	0	11	20.6	
at Wisconsin	03/02/17	*	35	2-10	.200	1-3	.333	3-3	1.000	0	2	2	5.8	2	2	5	0	1	8	20.1	
PENN STATE	03/05/17	*	21	6-12	.500	4-5	.800	5-6	.833	1	0	1	5.7	3	2	2	0	0	21	20.2	
Totals			29	882	180-424	.425	75-199	.377	150-163	.920	29	135	164	5.7	62	77	71	2	33	585	20.2

SEASON / CAREER STATS

- POINTS**
SEASON: 42 vs. MEMPHIS (11/26/16)
CAREER: 42 vs. MEMPHIS (11/26/16)
- REBOUNDS**
SEASON: 11, 2X, LAST vs. RUTGERS (1/8/17)
CAREER: 11, 2X, LAST vs. RUTGERS (1/8/17)
- ASSISTS**
SEASON: 8 vs. PURDUE (1/12/17)
CAREER: 8 vs. PURDUE (1/12/17)
- BLOCKS**
SEASON: 1 vs. PURDUE (1/12/17)
CAREER: 1, 9X, LAST vs. PURDUE (1/12/17)
- STEALS**
SEASON: 4 vs. MARYLAND (1/19/17)
CAREER: 4, 2X, LAST vs. MARYLAND (1/19/17)
- MINUTES**
SEASON: 41 AT NEBRASKA (1/5/17)
CAREER: 41 AT NEBRASKA (1/5/17)
- FIELD GOALS MADE**
SEASON: 12 AT NEBRASKA (1/5/17)
CAREER: 12 AT NEBRASKA (1/5/17)
- FIELD GOALS ATTEMPTED**
SEASON: 24 AT NEBRASKA (1/5/17)
CAREER: 24 AT NEBRASKA (1/5/17)
- 3-POINT FIELD GOALS MADE**
SEASON: 8 vs. MEMPHIS (11/26/16)
CAREER: 8 vs. MEMPHIS (11/26/16)
- 3-POINT FIELD GOALS ATTEMPTED**
SEASON: 11, 3X, LAST AT NEBRASKA (1/5/17)
CAREER: 11, 4X, LAST AT NEBRASKA (1/5/17)
- FREE THROWS MADE**
SEASON: 22 vs. INDIANA (2/21/17)*
CAREER: 22 vs. INDIANA (2/21/17)
- FREE THROWS ATTEMPTED**
SEASON: 23 vs. INDIANA (2/21/17)^
CAREER: 23 vs. INDIANA (2/21/17)

- * - SCHOOL RECORD
- ^ - CARVER-HAWKEYE ARENA RECORD

- Voted to first-team All-Big Ten by the league head coaches and media; voted to the USBWA All-District VI Team
- Jok's FT% (.920) is on pace to break Big Ten single-season FT% record held by Steve Alford of Indiana (.9206)
- Made 155 triples the last two seasons (2016-17), which ranks third over a two-year span at Iowa (Chris Kingsbury made 182 in 1995-96 and Jeff Horner made 156 in 2005-06)
- Poured in a game-high 35 points in Iowa's win over Indiana (Feb. 21), bolstered by sinking 22 free throws, breaking Don Nelson's 55-year old school record
- Has had four free throw streaks of 25 or more the last two seasons (28, 27, 26, 25)
- One of five finalists for Jerry West Shooting Guard of the Year Award; one of 10 finalists for Senior CLASS Award
- Scored 30 points or more five times this season, a total that ties for first among Power 5 conferences
- Ranks first in the Big Ten in scoring (20.2) and free throw accuracy (.920); third in 3-pointers per game (2.6)
- Ranks 35th nationally in scoring -- fifth among players from Power 5 conferences - averaging 20.2 points
- First Hawkeye with five 30-point efforts in a single-season since Adam Haluska (5) in 2006-07
- Four double-doubles this season (Seton Hall, Omaha, Rutgers, Illinois)
- Two-time Big Ten Player of the Week as a senior (Nov. 21 and Dec. 12)
- Posted career highs in scoring (42), 3-pointers made (8), and FT made (12) vs. Memphis; the 42 points are the most by a Hawkeye player in 40 years and ties Bruce King (1976) for fourth most in a single-game in Iowa history
- One of nine players nationally to post at least 42 points and six rebounds in a game this season

PRODUCTION TRACKER

	Season	Career
Scored 10+ Points:	27	71
Scored 15+ Points:	19	38
Scored 20+ Points:	13	24
Had 5+ Assists:	4	4
Had 3+ Blocks:	0	0
Had 3+ Steals:	3	10
Made 3+ 3-Pointers:	15	35
Led Team in Scoring:	19	31
Led Team in Rebounding:	7	12
Led Team in Assists:	7	11
Led Team in Steals:	3	20
Led Team in Blocks:	1	3
Double-Double:	4	4



CAREER STATS

YEAR	G/GS	FG-A	PCT	3-PT	PCT	FT-A	PCT	RB	AVG	PF-FO	AS	TO	BK	ST	PTS	AVG
Fresh.	27/0	38-95	.400	16-46	.348	27-34	.794	25	0.9	18-0	19	13	3	9	119	4.4
Soph.	34/21	83-232	.358	36-105	.343	37-41	.902	88	2.6	63-1	44	43	4	19	239	7.0
Junior	32/32	171-397	.431	80-199	.402	92-108	.852	112	3.5	76-1	46	46	1	40	514	16.1
Senior	29/29	180-424	.425	75-199	.377	150-163	.920	164	5.7	62-1	77	71	2	33	585	20.2
TOTALS	122/82	472-1148	.411	207-549	.377	306-346	.884	389	3.2	219-3	186	173	10	101	1,457	11.9

23 DALE JONES

Senior • Forward • 6-7 • 227
 Waterloo, Iowa • Waterloo West HS • Tyler JC (Texas)



2016-17 GAME-BY-GAME STATS

Opponent	Date	gs	min	Total		3-Pointers		Free throws		Rebounds				pts	avg					
				fg-fga	pct	3fg-fga	pct	ft-fga	pct	off	def	tot	avg							
SETON HALL	11/17/16	2	0-1	.000	0-0	.000	0-0	.000	0	1	1	1.0	1	1	1	0	0	0	0.0	
MARYLAND	01/19/17	4	0-2	.000	0-2	.000	0-0	.000	0	0	2	2	1.5	0	0	0	0	0	0.0	
at Illinois	01/25/17	0	0-0	.000	0-0	.000	0-0	.000	0	0	0	1.0	0	0	0	0	0	0	0.0	
INDIANA	02/21/17	5	0-2	.000	0-2	.000	0-0	.000	0	0	0	0.8	2	0	1	0	0	0	0.0	
PENN STATE	03/05/17	*	4	1-3	.333	1-3	.333	0-0	.000	1	0	1	0.8	2	0	0	0	0	3	0.6
Totals		1	15	1-8	.125	1-7	.143	0-0	.000	1	3	4	0.8	5	1	2	0	0	3	0.6

SEASON / CAREER STATS

POINTS

SEASON: 3 VS. PENN STATE (3/5/17)
 CAREER: 16 VS. COPPIN STATE (11/15/15)

REBOUNDS

SEASON: 2 VS. MARYLAND (1/19/17)
 CAREER: 7 VS. COPPIN STATE (11/15/15)

ASSISTS

SEASON: 1 VS. SETON HALL (11/17/16)
 CAREER: 2 VS. COPPIN STATE (11/15/15)

BLOCKS

SEASON: ---
 CAREER: 1, 2X, LAST VS. DAYTON (11/26/15)

STEALS

SEASON: ---
 CAREER: 1 VS. DAYTON (11/26/15)

MINUTES

SEASON: 5 VS. INDIANA (2/21/17)
 CAREER: 22 VS. COPPIN STATE (11/15/15)

FIELD GOALS MADE

SEASON: 1 VS. PENN STATE (3/5/17)
 CAREER: 6 VS. COPPIN STATE (11/15/15)

FIELD GOALS ATTEMPTED

SEASON: 3 VS. PENN STATE (3/5/17)
 CAREER: 9 VS. COPPIN STATE (11/15/15)

3-POINT FIELD GOALS MADE

SEASON: 1 VS. PENN STATE (3/5/17)
 CAREER: 4 VS. COPPIN STATE (11/15/15)

3-POINT FIELD GOALS ATTEMPTED

SEASON: 3 VS. PENN STATE (3/5/17)
 CAREER: 6 VS. COPPIN STATE (11/15/15)

FREE THROWS MADE

SEASON: ---
 CAREER: ---

FREE THROWS ATTEMPTED

SEASON: ---
 CAREER: ---

- Started first career game on Senior Day in win over Penn State (March 5), scoring first points of the season on first shot attempt of the game, a 3-pointer 54 seconds in the contest
- Had two 3-point attempts, playing five minutes in Iowa's win over Indiana (Feb. 21)
- Suffered a fractured wrist first game played of the season against Seton Hall contest (Nov. 17)
- Returned to action against #25 Maryland (Jan. 19) after missing the last 16 games due to injury
- Had two shot attempts in four minutes of action versus #25 Maryland on Jan. 19
- Played two minutes in his season debut against Seton Hall, registering one assist
- Saw action in six games prior to suffering a season-ending knee injury in practice on Dec. 1, 2015
- Spent first three years of college at Tyler JC in Texas (medical redshirt in 2014)

PRODUCTION TRACKER

	Season	Career
Scored 10+ Points:	0	1
Scored 15+ Points:	0	1
Scored 20+ Points:	0	0
Had 5+ Assists:	0	0
Had 3+ Blocks:	0	0
Had 3+ Steals:	0	0
Made 3+ 3-Pointers:	0	1
Led Team in Scoring:	0	0
Led Team in Rebounding:	0	0
Led Team in Assists:	0	0
Led Team in Steals:	0	0
Led Team in Blocks:	0	0
Double-Double:	0	0



CAREER STATS

YEAR	G/GS	FG-A	PCT	3-PT	PCT	FT-A	PCT	RB	AVG	PF-FO	AS	TO	BK	ST	PTS	AVG
Junior	6/0	12-30	.400	9-20	.450	0-0	.000	18	3.0	11-0	3	4	2	1	33	5.5
Senior	5/1	1-8	.125	1-7	.143	0-0	.000	4	0.8	5-0	1	2	0	0	3	0.6
TOTALS	11/1	13-38	.342	10-27	.370	0-0	.000	22	2.0	16-0	4	6	2	1	36	3.3

15 RYAN KRIENER

Freshman • Forward • 6-9 • 247
Spirit Lake, Iowa • Spirit Lake HS



2016-17 GAME-BY-GAME STATS

Opponent	Date	gs	min	Total		3-Pointers		Free throws		Rebounds				pf	a	t/o	blk	stl	pts	avg
				fg-fga	pct	3fg-fga	pct	ft-fa	pct	off	def	tot	avg							
KENNESAW STATE	11/11/16	9	2-3	.667	0-1	.000	2-2	1.000	0	3	3	3.0	1	0	1	0	1	6	6.0	
SAVANNAH STATE	11/13/16	10	3-6	.500	0-0	.000	2-2	1.000	2	3	5	4.0	2	1	3	0	0	8	7.0	
UT RIO GRANDE VALLEY	11/20/16	13	1-2	.500	0-0	.000	1-3	.333	1	4	5	4.3	2	2	1	3	0	3	5.7	
vs Virginia	11/25/16	5	0-1	.000	0-1	.000	0-0	.000	0	0	0	3.3	0	0	0	0	0	0	4.3	
at Notre Dame	11/29/16	2	0-1	.000	0-0	.000	0-0	.000	0	0	0	2.6	2	0	1	0	1	0	3.4	
OMAHA	12/03/16	3	0-1	.000	0-0	.000	0-0	.000	1	1	2	2.5	0	0	0	0	0	0	2.8	
STETSON	12/05/16	6	1-1	1.000	0-0	.000	0-0	.000	1	2	3	2.6	1	0	1	0	1	0	2.7	
vs Northern Iowa	12/17/16	4	1-2	.500	0-0	.000	0-0	.000	1	1	2	2.5	1	0	0	0	0	2	2.6	
NORTH DAKOTA	12/20/16	2	1-1	1.000	0-0	.000	0-0	.000	0	0	0	2.2	0	0	0	0	1	2	2.6	
DELAWARE STATE	12/22/16	14	2-2	1.000	0-0	.000	1-3	.333	1	5	6	2.6	3	0	1	0	0	5	2.8	
at Purdue	12/28/16	8	1-2	.500	0-0	.000	0-0	.000	0	2	2	2.5	0	0	0	0	0	2	2.7	
PURDUE	01/12/17	8	3-4	.750	0-0	.000	0-0	.000	0	2	2	2.5	2	0	0	0	0	6	3.0	
at Northwestern	01/15/17	22	6-7	.857	1-2	.500	1-2	.500	2	0	2	2.5	1	0	1	0	0	14	3.8	
MARYLAND	01/19/17	15	2-6	.333	0-0	.000	0-0	.000	2	4	6	2.7	4	1	2	0	1	4	3.9	
at Illinois	01/25/17	11	2-6	.333	0-1	.000	0-0	.000	0	3	3	2.7	3	0	0	0	0	4	3.9	
OHIO STATE	01/28/17	21	6-7	.857	0-0	.000	2-2	1.000	2	5	7	3.0	3	2	0	1	0	14	4.5	
at Rutgers	01/31/17	7	0-1	.000	0-0	.000	0-0	.000	0	2	2	2.9	4	1	1	0	0	0	4.2	
NEBRASKA	02/05/17	5	0-2	.000	0-0	.000	0-0	.000	0	0	0	2.8	0	1	0	0	0	0	4.0	
at Minnesota	02/08/17	5	0-3	.000	0-0	.000	0-0	.000	0	1	1	2.7	1	0	0	0	0	0	3.8	
at Michigan State	02/11/17	6	2-3	.667	0-0	.000	0-0	.000	1	1	2	2.7	1	0	2	1	0	4	3.8	
ILLINOIS	02/18/17	4	1-1	1.000	0-0	.000	0-0	.000	0	1	1	2.6	1	0	1	0	0	2	3.7	
INDIANA	02/21/17	18	2-2	1.000	0-0	.000	0-0	.000	1	2	3	2.6	2	1	1	3	1	4	3.7	
at Maryland	02/25/17	2	0-0	.000	0-0	.000	0-0	.000	0	0	0	2.5	0	0	1	0	0	0	3.6	
at Wisconsin	03/02/17	5	0-1	.000	0-0	.000	0-0	.000	1	0	1	2.4	1	0	1	0	0	0	3.4	
PENN STATE	03/05/17	2	0-1	.000	0-0	.000	0-0	.000	0	0	0	2.3	0	1	0	0	0	0	3.3	
Totals		0	207	36-66	.545	1-5	.200	9-14	.643	16	42	58	2.3	35	10	17	9	5	82	3.3

SEASON / CAREER STATS

POINTS

SEASON: 14, 2X, LAST VS. OHIO STATE (1/28/17)

REBOUNDS

SEASON: 7 VS. OHIO STATE (1/28/17)

ASSISTS

SEASON: 2, 2X, LAST VS. OHIO STATE (1/28/17)

BLOCKS

SEASON: 3, 2X, LAST VS. INDIANA (2/21/17)

STEALS

SEASON: 1, 2X, LAST AT NOTRE DAME (11/29/16)

MINUTES

SEASON: 22 AT NORTHWESTERN (1/15/17)

FIELD GOALS MADE

SEASON: 6, 2X, LAST VS. OHIO STATE (1/28/17)

FIELD GOALS ATTEMPTED

SEASON: 7, 2X, LAST VS. OHIO STATE (1/28/17)

3-POINT FIELD GOALS MADE

SEASON: 1 AT NORTHWESTERN (1/15/17)

3-POINT FIELD GOALS ATTEMPTED

SEASON: 2 AT NORTHWESTERN (1/15/17)

FREE THROWS MADE

SEASON: 2, 3X, LAST VS. OHIO STATE (1/28/17)

FREE THROWS ATTEMPTED

SEASON: 3, 2X, LAST VS. DEL. STATE (12/22/16)

- Rejected a team-best and equaled a personal best with three blocks in Iowa's win over Indiana (Feb. 21)
- Scored a personal-best 14 points versus Northwestern and Ohio State
- Tied a personal best with 14 points on 6-of-7 shooting from the field and 2-of-2 from the free throw line and had seven rebounds, two assists, and a block in win over Ohio State (Jan. 28)
- Equaled a personal best with six rebounds against #25 Maryland (Jan. 19)
- Posted personal bests in scoring (14), minutes (22) and 3-pointers made (1) in loss at Northwestern
- Played key role in win over #17/19 Purdue (six points and two rebounds in eight second-half minutes)
- Grabbed five or more rebounds three times (Savannah State, UT Rio Grande Valley, Delaware State)
- Posted a personal best with six rebounds and also netted five points in triumph over Delaware State (Dec. 22)
- Blocked a personal-best three shots in only 13 minutes of action versus UT Rio Grande Valley (Nov. 20)
- Posted six points, three rebounds, and one steal in season opening win over Kennesaw State (Nov. 11)
- Played on the same AAU squad as classmates Cordell Pemsler and Jordan Bohannon
- Amassed 1,320 points and 550 rebounds at Spirit Lake High School
- Father (basketball) and mother (cheerleader) both attended Mankato State University

PRODUCTION TRACKER

	Season	Career
Scored 10+ Points:	2	2
Scored 15+ Points:	0	0
Scored 20+ Points:	0	0
Had 5+ Assists:	0	0
Had 3+ Blocks:	2	2
Had 3+ Steals:	0	0
Made 3+ 3-Pointers:	0	0
Led Team in Scoring:	1	1
Led Team in Rebounding:	0	0
Led Team in Assists:	0	0
Led Team in Steals:	0	0
Led Team in Blocks:	3	3
Double-Double:	0	0



CAREER STATS

YEAR	G/GS	FG-A	PCT	3-PT	PCT	FT-A	PCT	RB	AVG	PF-FO	AS	TO	BK	ST	PTS	AVG
Fresh.	25/0	36-66	.545	1-5	.200	9-14	.643	58	2.3	35-0	10	17	9	5	82	3.3

4 ISAIAH MOSS

RS-Freshman • Guard • 6-5 • 205
Chicago, Illinois • Simeon HS



2016-17 GAME-BY-GAME STATS

Opponent	Date	gs	min	Total		3-Pointers		Free throws		Rebounds				pts	avg					
				fg-fga	pct	3fg-fga	pct	ft-fa	pct	off	def	tot	avg			pf	a	t/o	blk	stl
KENNESAW STATE	11/11/16	4	1-2	.500	0-0	.000	0-0	.000	0-0	0	0	0	0	0	1	1	0	2	2.0	
SAVANNAH STATE	11/13/16	19	3-13	.231	3-9	.333	0-0	.000	0-0	0	1	1	0.5	3	1	1	2	1	9	5.5
SETON HALL	11/17/16	2	0-1	.000	0-0	.000	0-0	.000	0-0	0	0	0	0.3	1	0	0	0	0	3	7.0
UT RIO GRANDE VALLEY	11/20/16	18	5-7	.714	2-4	.500	2-2	1.000	0-0	2	2	0.8	1	1	2	0	0	14	6.3	
vs Virginia	11/25/16	12	0-3	.000	0-2	.000	0-0	.000	0-0	0	1	1	0.8	0	0	1	0	0	5	5.0
vs Memphis	11/26/16	2	1-2	.500	0-1	.000	0-0	.000	0-0	0	0	0	0.7	0	0	0	0	0	2	4.5
at Notre Dame	11/29/16	*	24	2-4	.500	1-2	.500	0-0	.000	0	2	2	0.9	2	5	0	1	0	5	4.6
OMAHA	12/03/16	*	12	2-3	.667	1-2	.500	0-1	.000	0	1	1	0.9	5	0	2	1	0	5	4.6
STETSON	12/05/16	*	32	8-13	.615	5-8	.625	0-0	.000	1	5	6	1.4	2	2	2	0	1	9	7.3
IOWA STATE	12/08/16	*	31	6-11	.545	1-4	.250	1-2	.500	2	2	4	1.7	1	1	1	1	1	14	7.2
vs Northern Iowa	12/17/16	*	15	2-6	.333	0-2	.000	3-3	1.000	0	1	1	1.6	3	1	0	0	0	7	7.2
NORTH DAKOTA	12/20/16	*	26	3-6	.500	1-1	1.000	2-2	1.000	0	3	3	1.8	0	2	0	0	1	9	7.3
DELAWARE STATE	12/22/16	*	16	3-5	.600	0-2	.000	4-5	.800	0	2	2	1.8	3	0	4	0	1	10	7.5
at Purdue	12/28/16	*	18	0-4	.000	0-1	.000	0-0	.000	0	0	0	1.6	1	0	2	0	0	0	7.0
MICHIGAN	01/01/17	*	20	3-4	.750	1-1	1.000	0-0	.000	0	3	3	1.7	1	0	0	0	0	7	7.0
at Nebraska	01/05/17	*	37	7-15	.467	1-5	.200	2-2	1.000	1	3	4	1.9	3	1	2	1	0	17	7.6
RUTGERS	01/08/17	*	18	3-4	.750	2-3	.667	0-0	.000	1	1	2	1.9	0	0	2	0	0	8	7.6
PURDUE	01/12/17	*	16	1-4	.250	0-1	.000	0-0	.000	0	0	0	1.8	1	0	0	0	0	2	7.3
at Northwestern	01/15/17	*	16	1-4	.250	0-0	.000	0-0	.000	0	0	0	1.7	1	1	3	0	0	2	7.1
MARYLAND	01/19/17	*	15	3-8	.375	0-3	.000	2-2	1.000	0	1	1	1.7	0	0	0	0	1	8	7.1
at Illinois	01/25/17	*	6	0-0	.000	0-0	.000	0-0	.000	0	0	0	1.6	0	0	1	0	0	0	6.8
OHIO STATE	01/28/17	*	19	2-8	.250	0-1	.000	2-3	.667	0	2	2	1.6	3	0	1	0	0	6	6.7
at Rutgers	01/31/17	*	16	3-7	.429	2-3	.667	3-4	.750	0	1	1	1.6	1	3	1	0	2	11	6.9
NEBRASKA	02/05/17	*	14	1-4	.250	0-1	.000	0-0	.000	0	1	1	1.5	1	1	1	0	1	2	6.7
at Minnesota	02/08/17	*	24	7-12	.583	3-5	.600	2-3	.667	2	1	3	1.6	2	2	3	2	0	19	7.2
at Michigan State	02/11/17	*	16	1-6	.167	0-1	.000	0-0	.000	1	0	1	1.6	2	0	0	0	1	2	7.0
ILLINOIS	02/18/17	*	17	1-6	.167	0-1	.000	0-0	.000	0	2	2	1.6	1	0	0	0	0	2	6.8
INDIANA	02/21/17	*	5	0-1	.000	0-1	.000	0-0	.000	0	1	1	1.6	0	0	1	0	0	0	6.6
at Maryland	02/25/17	*	16	1-4	.250	0-1	.000	0-0	.000	0	1	1	1.6	0	1	0	0	0	2	6.4
at Wisconsin	03/02/17	*	18	2-8	.250	1-1	1.000	0-0	.000	0	3	3	1.6	2	1	3	1	1	5	6.4
PENN STATE	03/05/17	*	11	1-3	.333	0-0	.000	0-0	.000	0	0	0	1.5	0	2	0	0	1	2	6.2
Totals		25	515	73-178	.410	24-66	.364	23-29	.793	8	40	48	1.5	41	25	34	10	13	193	6.2

SEASON / CAREER STATS

POINTS

SEASON: 21 VS. STETSON (12/5/16)

REBOUNDS

SEASON: 6 VS. STETSON (12/5/16)

ASSISTS

SEASON: 5 AT NOTRE DAME (11/29/16)

BLOCKS

SEASON: 2, 2X, LAST AT MINNESOTA (2/8/17)

STEALS

SEASON: 2, 2X, LAST AT RUTGERS (1/31/17)

MINUTES

SEASON: 37 AT NEBRASKA (1/5/17)

FIELD GOALS MADE

SEASON: 8 VS. STETSON (12/5/16)

FIELD GOALS ATTEMPTED

SEASON: 15 AT NEBRASKA (1/5/17)

3-POINT FIELD GOALS MADE

SEASON: 5 VS. STETSON (12/5/16)

3-POINT FIELD GOALS ATTEMPTED

SEASON: 9 VS. SAVANNAH STATE (11/13/16)

FREE THROWS MADE

SEASON: 4 VS. DELAWARE STATE (12/22/16)

FREE THROWS ATTEMPTED

SEASON: 5 VS. DELAWARE (12/22/16)

- Started the last 25 games at guard
- Scored at least two points in nine of Iowa's last 10 games, including the last three
- Iowa is 5-2 when Moss scores in double figures, with both losses coming in 2OT (Nebraska, Minnesota)
- Scored 12 of his 19 points in the first half at Minnesota (Feb. 8)
- Netted 15 of his 17 points in the first half at Nebraska (Jan. 5)
- Shot 50 percent or better from the field 12 times
- Has missed only six free throws (23-of-29, .793)
- Big Ten Freshman of the Week (Dec. 12)
- Averaged 17.5 points, 5 rebounds, 1.5 steals, and 1.5 assists in wins over Stetson and #25 Iowa State
- Netted 14 crucial points and grabbed four boards in Iowa's win over #25 Iowa State
- Posted personal bests in scoring (21), rebounds (6), steals (2), and minutes played (32) in Iowa's win over Stetson

PRODUCTION TRACKER

	Season	Career
Scored 10+ Points:	6	6
Scored 15+ Points:	3	3
Scored 20+ Points:	1	1
Had 5+ Assists:	1	1
Had 3+ Blocks:	0	0
Had 3+ Steals:	0	0
Made 3+ 3-Pointers:	0	0
Led Team in Scoring:	0	0
Led Team in Rebounding:	0	0
Led Team in Assists:	0	0
Led Team in Steals:	2	2
Led Team in Blocks:	5	5
Double-Double:	0	0




CAREER STATS

YEAR	G/GS	FG-A	PCT	3-PT	PCT	FT-A	PCT	RB	AVG	PF-FO	AS	TO	BK	ST	PTS	AVG
Fresh.	31/25	73-178	.410	24-66	.364	23-29	.793	48	1.5	41-1	25	34	10	13	193	6.2

35 CORDELL PEMSL

Freshman • Forward • 6-8 • 249
Dubuque, Iowa • Wahlert HS



2016-17 GAME-BY-GAME STATS

Opponent	Date	gs	min	Total		3-Pointers		Free throws		Rebounds				pf	a	t/o	blk	stl	pts	avg
				fg-fga	pct	3fg-fga	pct	ft-fa	pct	off	def	tot	avg							
KENNESAW STATE	11/11/16	16	4-7	.571	0-0	.000	2-7	.286	3	3	6	6.0	2	0	0	2	1	10	10.0	
SAVANNAH STATE	11/13/16	18	7-7	1.000	0-0	.000	4-4	1.000	2	7	9	7.5	1	3	2	0	0	18	14.0	
SETON HALL	11/17/16	6	1-3	.333	0-1	.000	0-0	.000	1	4	5	6.7	1	0	2	0	0	2	10.0	
UT RIO GRANDE VALLEY	11/20/16	6	0-1	.000	0-0	.000	1-4	.250	1	0	1	5.3	1	0	1	0	0	1	7.8	
vs Virginia	11/25/16	17	0-0	.000	0-0	.000	1-3	.333	2	3	5	5.2	1	0	2	1	0	1	6.4	
vs Memphis	11/26/16	18	3-4	.750	0-0	.000	0-2	.000	0	4	4	5.0	0	0	1	2	0	6	6.3	
at Notre Dame	11/29/16 *	23	8-9	.889	0-0	.000	2-3	.667	0	2	2	4.6	4	3	1	0	1	18	8.0	
OMAHA	12/03/16 *	24	6-7	.857	0-0	.000	6-7	.857	1	3	4	4.5	4	2	4	1	1	18	9.3	
STETSON	12/05/16 *	22	9-11	.818	0-0	.000	3-5	.600	5	3	8	4.9	3	2	0	2	0	21	10.6	
IOWA STATE	12/08/16 *	28	4-7	.571	0-0	.000	3-5	.600	1	4	5	4.9	3	0	2	1	0	11	10.6	
vs Northern Iowa	12/17/16 *	18	4-4	1.000	0-0	.000	2-3	.667	0	5	5	4.9	3	0	1	0	1	10	10.5	
NORTH DAKOTA	12/20/16	24	4-7	.571	0-0	.000	1-8	.125	4	7	11	5.4	4	1	1	1	1	9	10.4	
DELAWARE STATE	12/22/16 *	20	2-3	.667	0-0	.000	4-5	.800	1	2	3	5.2	3	2	2	1	2	8	10.2	
at Purdue	12/28/16 *	16	4-8	.500	0-0	.000	2-2	1.000	3	1	4	5.1	4	1	3	0	0	10	10.2	
MICHIGAN	01/01/17 *	31	2-8	.250	0-0	.000	0-0	.000	3	5	8	5.3	2	3	1	2	3	4	9.8	
at Nebraska	01/05/17 *	34	3-6	.500	0-0	.000	4-6	.667	1	5	6	5.4	2	1	4	0	0	10	9.8	
RUTGERS	01/08/17 *	31	5-8	.625	0-0	.000	3-5	.600	0	2	2	5.2	3	1	2	3	0	13	10.0	
PURDUE	01/12/17 *	20	2-5	.400	0-0	.000	0-3	.000	3	5	8	5.3	3	1	1	1	0	4	9.7	
at Northwestern	01/15/17 *	13	0-2	.000	0-0	.000	2-4	.500	1	0	1	5.1	0	0	2	0	1	2	9.3	
MARYLAND	01/19/17 *	18	4-8	.500	0-0	.000	1-2	.500	1	3	4	5.1	3	0	2	2	1	9	9.3	
at Illinois	01/25/17 *	11	3-5	.600	0-0	.000	0-1	.000	3	1	4	5.0	3	0	0	0	0	6	9.1	
OHIO STATE	01/28/17	15	3-3	1.000	0-0	.000	0-0	.000	0	2	2	4.9	3	5	1	1	0	6	9.0	
at Rutgers	01/31/17	19	6-10	.600	0-0	.000	3-5	.600	3	4	7	5.0	1	0	2	1	2	15	9.2	
NEBRASKA	02/05/17	16	2-5	.400	0-0	.000	2-3	.667	2	2	4	4.9	3	2	1	0	1	6	9.1	
at Minnesota	02/08/17	22	2-2	1.000	0-0	.000	5-7	.714	2	4	6	5.0	3	0	2	0	0	9	9.1	
at Michigan State	02/11/17	17	2-6	.333	0-0	.000	6-7	.857	3	4	7	5.0	1	0	0	0	1	10	9.1	
ILLINOIS	02/18/17	21	1-4	.250	0-0	.000	3-4	.750	0	2	2	4.9	2	2	1	1	2	5	9.0	
INDIANA	02/21/17	16	3-3	1.000	0-0	.000	3-4	.750	2	1	3	4.9	4	1	3	0	0	9	9.0	
at Maryland	02/25/17	9	2-2	1.000	0-0	.000	0-1	.000	0	3	3	4.8	1	0	2	0	0	4	8.8	
at Wisconsin	03/02/17	20	4-4	1.000	0-0	.000	2-2	1.000	1	1	2	4.7	3	1	2	0	1	10	8.8	
PENN STATE	03/05/17	26	6-9	.667	0-0	.000	2-2	1.000	4	2	6	4.7	3	1	1	1	1	14	9.0	
Totals		14	595	106-168	.631	0-1	.000	67-114	.588	53	94	147	4.7	74	32	49	23	20	279	9.0

SEASON / CAREER STATS

- POINTS**
SEASON: 21 vs. STETSON (12/5/16)
- REBOUNDS**
SEASON: 11 vs. NORTH DAKOTA (12/20/16)
- ASSISTS**
SEASON: 5 vs. OHIO STATE (1/28/17)
- BLOCKS**
SEASON: 3 vs. RUTGERS (1/8/17)
- STEALS**
SEASON: 3 vs. MICHIGAN (1/1/17)
- MINUTES**
SEASON: 34 AT NEBRASKA (1/5/17)
- FIELD GOALS MADE**
SEASON: 9 vs. STETSON (12/5/16)
- FIELD GOALS ATTEMPTED**
SEASON: 11 vs. STETSON (12/5/16)
- 3-POINT FIELD GOALS MADE**
SEASON: ---
- 3-POINT FIELD GOALS ATTEMPTED**
SEASON: ---
- FREE THROWS MADE**
SEASON: 6, 2X, LAST AT MICH. ST. (2/11/17)
- FREE THROWS ATTEMPTED**
SEASON: 7, 4X, LAST AT MICH. ST. (2/11/17)

- Made 15 of his last 18 field goal attempts (.833) during Iowa's four-game win streak (IND, UMD, WISC, PSU)
- Ranks 17th nationally in field goal percentage (.631, 106-of-168) and is fourth on the team in scoring (9.0)
- Netted double figures 14 times, including the last two games
- Tied a personal best going 6-of-7 (.857) from the free throw line at Michigan State (Feb. 11)
- Posted 15 points, seven rebounds, and two steals in win at Rutgers (Jan. 31)
- Credited with a personal-best five assists to go along with six points in win over Ohio State (Jan. 28)
- Blocked a personal-best three shots and scored 13 points in home win over Rutgers (Jan. 5)
- Posted nine points and a team-best 11 rebounds in win over North Dakota
- Netted a personal-best 21 points and equaled a career high with two blocks in Iowa's win over Stetson
- Netted 18 points on 6-of-7 shooting from both the field and free throw line against Omaha
- Tallied 18 points on 8-of-9 shooting from the field and 2-of-3 from the FT line in first career start (at Notre Dame)
- Made every shot in win over Savannah State (7-of-7 FG, 4-of-4 FT), while also grabbing a team-best 9 rebounds
- Played on the same AAU squad as classmates Ryan Kriener and Jordan Bohannon
- Member of two Iowa Class 3A team championships (2014, 2015) and was runner-up in 2016
- Ranks first at Wahlert HS with 1,611 career points, second in rebounding (878), and seventh in assists (184)

PRODUCTION TRACKER

	Season	Career
Scored 10+ Points:	14	14
Scored 15+ Points:	5	5
Scored 20+ Points:	1	1
Had 5+ Assists:	1	1
Had 3+ Blocks:	1	1
Had 3+ Steals:	0	0
Made 3+ 3-Pointers:	0	0
Led Team in Scoring:	2	2
Led Team in Rebounding:	5	5
Led Team in Assists:	0	0
Led Team in Steals:	4	4
Led Team in Blocks:	9	9
Double-Double:	0	0




CAREER STATS

YEAR	G/GS	FG-A	PCT	3-PT	PCT	FT-A	PCT	RB	AVG	PF-FO	AS	TO	BK	ST	PTS	AVG
Fresh.	31/14	106-168	.631	0-1	.000	67-114	.588	147	4.7	74-0	32	49	23	20	279	9.0

11 CHARLIE ROSE

Junior • Guard • 6-4 • 185
Elmhurst, Illinois • York Community



2016-17 GAME-BY-GAME STATS

Opponent	Date	gs	min	Total		3-Pointers		Free throws		Rebounds				pf	a	t/o	blk	stl	pts	avg
				fg-fga	pct	3fg-fga	pct	ft-fa	pct	off	def	tot	avg							
KENNESAW STATE	11/11/16	1	0-0	.000	0-0	.000	0-0	.000	0	1	1	1.0	2	0	1	0	0	0	0	0.0
SAVANNAH STATE	11/13/16	1	1-2	.500	0-0	.000	0-0	.000	0	0	0	0.5	0	0	0	0	0	0	2	1.0
UT RIO GRANDE VALLEY	11/20/16	2	0-0	.000	0-0	.000	0-0	.000	0	0	0	0.3	1	0	0	0	0	0	0	0.7
STETSON	12/05/16	2	0-1	.000	0-1	.000	0-0	.000	0	0	0	0.3	0	0	0	0	0	0	0	0.5
vs Northern Iowa	12/17/16	1	0-0	.000	0-0	.000	0-0	.000	0	0	0	0.2	0	0	0	0	0	0	0	0.4
DELAWARE STATE	12/22/16	1	0-0	.000	0-0	.000	0-0	.000	0	0	0	0.2	0	1	0	0	0	0	0	0.3
at Rutgers	01/31/17	1	0-0	.000	0-0	.000	0-0	.000	0	0	0	0.1	0	0	0	0	0	0	0	0.3
Totals		0	9	1-3	.333	0-1	.000	0-0	.000	0	1	1	0.1	3	1	1	0	0	2	0.3

SEASON / CAREER STATS

POINTS

SEASON: 2 VS. SAVANNAH STATE (11/13/16)
CAREER: 3 VS. NORTH DAKOTA ST (11/17/14)

REBOUNDS

SEASON: 1 VS. KENNESAW STATE (11/11/16)
CAREER: 1 VS. KENNESAW STATE (11/11/16)

ASSISTS

SEASON: 1 VS. DELAWARE STATE (12/22/16)
CAREER: 1, 2X, LAST VS. DEL. STATE (12/22/16)

BLOCKS

SEASON: ---
CAREER: ---

STEALS

SEASON: ---
CAREER: ---

MINUTES

SEASON: 2, 2X, LAST VS. STETSON (12/5/16)
CAREER: 3, 3X, LAST VS. RUTGERS (2/19/15)

FIELD GOALS MADE

SEASON: 1, 2X, LAST VS. SAVANNAH ST (11/13/16)
CAREER: 1, 2X, LAST VS. SAVANNAH ST (11/13/16)

FIELD GOALS ATTEMPTED

SEASON: 2 VS. SAVANNAH STATE (11/13/16)
CAREER: 2 VS. SAVANNAH STATE (11/13/16)

3-POINT FIELD GOALS MADE

SEASON: ---
CAREER: 1 VS. NORTH DAKOTA ST (11/17/14)

3-POINT FIELD GOALS ATTEMPTED

SEASON: ---
CAREER: 1 VS. NORTH DAKOTA ST (11/17/14)

FREE THROWS MADE

SEASON: ---
CAREER: ---


FREE THROWS ATTEMPTED

SEASON: ---
CAREER: ---

- Non-scholarship athlete
- Played in seven games this season

PRODUCTION TRACKER

	Season	Career
Scored 10+ Points:	0	0
Scored 15+ Points:	0	0
Scored 20+ Points:	0	0
Had 5+ Assists:	0	0
Had 3+ Blocks:	0	0
Had 3+ Steals:	0	0
Made 3+ 3-Pointers:	0	0
Led Team in Scoring:	0	0
Led Team in Rebounding:	0	0
Led Team in Assists:	0	0
Led Team in Steals:	0	0
Led Team in Blocks:	0	0
Double-Double:	0	0



CAREER STATS

YEAR	G/GS	FG-A	PCT	3-PT	PCT	FT-A	PCT	RB	AVG	PF-FO	AS	TO	BK	ST	PTS	AVG
Fresh.	8/0	1-1	1.000	1-1	1.000	0-0	.000	0	0.0	0-0	1	1	0	0	3	0.4
Junior	7/0	1-3	.333	0-1	.000	0-0	.000	1	0.2	3-0	1	1	0	0	2	0.3
TOTALS	15/0	2-4	.500	1-2	.500	0-0	.000	1	0.1	3-0	2	2	0	0	5	0.3

25 DOM UHL

Junior • Forward • 6-9 • 217
Frankfurt, Germany • Point Pleasant Beach HS (NJ)



2016-17 GAME-BY-GAME STATS

Opponent	Date	gs	min	Total		3-Pointers		Free throws		Rebounds			pf	a	t/o	blk	stl	pts	avg		
				fg-fga	pct	3fg-fga	pct	ft-fa	pct	off	def	tot								avg	
KENNESAW STATE	11/11/16	*	18	1-3	.333	0-2	.000	6-10	.600	3	2	5	5.0	1	0	2	0	1	8	8.0	
SAVANNAH STATE	11/13/16	*	13	1-4	.250	1-4	.250	0-0	.000	2	2	4	4.5	1	2	2	0	0	3	5.5	
SETON HALL	11/17/16	*	25	2-5	.400	1-2	.500	3-4	.750	3	7	10	6.3	4	0	2	0	0	8	6.3	
UT RIO GRANDE VALLEY	11/20/16	*	16	2-6	.333	1-2	.500	1-1	1.000	1	5	6	6.3	2	4	1	1	0	6	6.3	
vs Virginia	11/25/16	*	21	4-9	.444	1-4	.250	0-0	.000	1	4	5	6.0	1	0	5	0	0	9	6.8	
vs Memphis	11/26/16	*	26	2-5	.400	0-3	.000	2-2	1.000	0	4	4	5.7	1	1	2	0	0	6	6.7	
at Notre Dame	11/29/16		16	0-2	.000	0-1	.000	2-2	1.000	1	0	1	5.0	0	2	1	1	0	2	6.0	
OMAHA	12/03/16		10	1-3	.333	0-1	.000	0-0	.000	1	0	1	4.5	2	1	0	1	0	2	5.5	
STETSON	12/05/16		12	2-3	.667	0-0	.000	2-4	.500	1	1	2	4.2	1	1	0	0	1	6	5.6	
IOWA STATE	12/08/16		15	1-4	.250	1-1	1.000	0-0	.000	0	2	2	4.0	0	0	0	0	0	3	5.3	
vs Northern Iowa	12/17/16		20	1-5	.200	0-3	.000	0-1	.000	1	3	4	4.0	1	1	1	0	0	2	5.0	
NORTH DAKOTA	12/20/16	*	15	1-4	.250	0-1	.000	0-0	.000	3	1	4	4.0	2	3	2	0	0	2	4.8	
DELAWARE STATE	12/22/16		20	1-2	.500	0-0	.000	5-8	.625	1	6	7	4.2	2	1	0	0	0	7	4.9	
at Purdue	12/28/16		10	1-2	.500	0-0	.000	0-0	.000	0	2	2	4.1	0	1	1	0	1	2	4.7	
MICHIGAN	01/01/17		14	1-4	.250	0-1	.000	0-0	.000	0	2	2	3.9	0	1	1	0	0	1	2	4.5
at Nebraska	01/05/17		6	1-1	1.000	0-0	.000	0-0	.000	1	2	3	3.9	0	0	0	0	0	2	4.4	
RUTGERS	01/08/17		23	2-4	.500	1-2	.500	5-8	.625	3	5	8	4.1	0	1	1	5	0	10	4.7	
PURDUE	01/12/17		15	1-3	.333	0-1	.000	0-0	.000	0	1	1	3.9	0	2	0	0	0	2	4.6	
at Illinois	01/25/17		21	1-3	.333	1-2	.500	0-0	.000	0	4	4	3.9	1	1	0	1	0	3	4.5	
OHIO STATE	01/28/17		21	1-3	.333	0-0	.000	4-6	.667	2	3	5	4.0	1	6	1	0	1	6	4.6	
at Rutgers	01/31/17		16	2-4	.500	1-1	1.000	0-0	.000	0	2	2	3.9	1	1	1	0	0	5	4.6	
NEBRASKA	02/05/17		15	2-2	1.000	1-1	1.000	2-2	1.000	1	2	3	3.9	0	1	0	0	0	7	4.7	
at Minnesota	02/08/17		18	1-5	.200	0-3	.000	2-2	1.000	2	3	5	3.9	2	1	0	0	0	4	4.7	
at Michigan State	02/11/17		10	1-3	.333	1-3	.333	1-2	.500	0	1	1	3.8	2	3	0	0	0	4	4.6	
ILLINOIS	02/18/17		12	0-2	.000	0-1	.000	0-0	.000	1	2	3	3.8	1	1	0	0	0	0	4.4	
INDIANA	02/21/17		5	0-2	.000	0-2	.000	0-0	.000	0	2	2	3.7	2	0	2	0	0	0	4.3	
at Maryland	02/25/17		12	0-0	.000	0-0	.000	0-0	.000	1	1	2	3.6	0	1	0	0	0	0	4.1	
at Wisconsin	03/02/17		9	0-0	.000	0-0	.000	0-0	.000	0	2	2	3.6	2	0	1	0	0	0	4.0	
PENN STATE	03/05/17		4	0-0	.000	0-0	.000	0-0	.000	0	0	0	3.4	0	0	0	0	0	0	3.8	
Totals			7	438	33-93	.355	10-41	.244	35-52	.673	29	71	100	3.4	30	34	30	9	5	111	3.8

SEASON / CAREER STATS

POINTS

SEASON: 10 VS. RUTGERS (1/8/17)
CAREER: 18 VS. COPPIN STATE (11/15/15)

REBOUNDS

SEASON: 10 VS. SETON HALL (11/17/16)
CAREER: 10, 2X, LAST VS. SETON HALL (11/17/16)

ASSISTS

SEASON: 6 VS. OHIO STATE (1/28/17)
CAREER: 6 VS. OHIO STATE (1/28/17)

BLOCKS

SEASON: 5 VS. RUTGERS (1/8/17)
CAREER: 5 VS. RUTGERS (1/8/17)

STEALS

SEASON: 1, 5X, LAST VS. OHIO STATE (1/28/17)
CAREER: 3 AT MARQUETTE (11/19/15)

MINUTES

SEASON: 26 VS. MEMPHIS (11/26/16)
CAREER: 28 VS. DRAKE (12/19/15)

FIELD GOALS MADE

SEASON: 4 VS. VIRGINIA (11/25/16)
CAREER: 7 VS. COPPIN STATE (11/15/15)

FIELD GOALS ATTEMPTED

SEASON: 9 VS. VIRGINIA (11/25/16)
CAREER: 10, 2X, LAST VS. UMCK (12/5/15)

3-POINT FIELD GOALS MADE

SEASON: 1, 5X, LAST VS. RUTGERS (1/8/17)
CAREER: 3 VS. COPPIN STATE (11/15/15)

3-POINT FIELD GOALS ATTEMPTED

SEASON: 4, 2X, LAST VS. VIRGINIA (11/25/16)
CAREER: 5, 2X, LAST VS. COPPIN ST (11/15/15)

FREE THROWS MADE

SEASON: 6, 2X, LAST VS. KENN. ST. (11/11/16)
CAREER: 6, 2X, LAST VS. KENN. ST. (11/11/16)

FREE THROWS ATTEMPTED

SEASON: 10, 2X, LAST VS. KENN. ST. (11/11/16)
CAREER: 10, 2X, LAST VS. KENN. ST. (11/11/16)

- Posted a season-high 10 points, blocked a personal-best five shots, and snagged eight rebounds in 23 minutes played in home win over Rutgers (Jan. 8)
- Credited with a career-best six assists to go along with six points & five boards in win over Ohio State (Jan. 28)
- Missed two games (Northwestern, Maryland) due to a thumb injury sustained in Purdue game (Jan. 12)
- After missing five straight 3-point attempts (Dec. 17-Jan. 5), made his sixth triple of the year vs. Rutgers (Jan. 8)
- Scored seven points and snagged a team-best seven rebounds in win over Delaware State (Dec. 22)
- Averaged 7.5 points and 4.5 rebounds in two games at the Emerald Coast Classic vs. #6 Virginia and Memphis
- Posted eight points, five rebounds, and one steal in season opening win over Kennesaw State (Nov. 11)
- Matched a career high with 10 rebounds, while scoring eight points against Seton Hall (Nov. 17)

PRODUCTION TRACKER

	Season	Career
Scored 10+ Points:	1	9
Scored 15+ Points:	0	2
Scored 20+ Points:	0	0
Had 5+ Assists:	1	1
Had 3+ Blocks:	1	2
Had 3+ Steals:	0	1
Made 3+ 3-Pointers:	0	1
Led Team in Scoring:	0	1
Led Team in Rebounding:	1	5
Led Team in Assists:	0	0
Led Team in Steals:	0	5
Led Team in Blocks:	2	8
Double-Double:	0	1



CAREER STATS

YEAR	G/GS	FG-A	PCT	3-PT	PCT	FT-A	PCT	RB	AVG	PF-FO	AS	TO	BK	ST	PTS	AVG
Fresh.	33/0	26-72	.361	5-27	.185	11-21	.524	61	1.8	25-0	14	23	7	8	68	2.1
Soph.	33/1	69-166	.416	27-60	.450	34-58	.586	119	3.6	40-0	27	25	12	16	199	6.0
Junior	29/7	33-93	.355	10-41	.244	35-52	.673	100	3.4	30-0	34	30	9	5	111	3.8
TOTALS	95/8	128-331	.387	42-128	.328	80-131	.611	280	2.9	95-0	75	78	28	29	378	4.0

0 AHMAD WAGNER

Sophomore • Forward • 6-7 • 235
Yellow Springs, Ohio • Wayne HS



2016-17 GAME-BY-GAME STATS

Opponent	Date	gs	min	Total		3-Pointers		Free throws		Rebounds			pf	a	t/o	blk	stl	pts	avg	
				fg-fga	pct	3fg-fga	pct	ft-fa	pct	off	def	tot								avg
KENNESAW STATE	11/11/16	24	4-4	1.000	0-0	.000	4-5	.800	0	5	5	5.0	2	4	2	4	2	12	12.0	
SAVANNAH STATE	11/13/16	16	1-4	.250	0-0	.000	2-4	.500	5	4	9	7.0	4	3	1	0	0	4	8.0	
SETON HALL	11/17/16	20	0-1	.000	0-0	.000	1-4	.250	1	1	2	5.3	3	0	1	0	0	1	5.7	
UT RIO GRANDE VALLEY	11/20/16	10	0-0	.000	0-0	.000	3-6	.500	0	3	3	4.8	1	0	1	0	1	3	5.0	
vs Virginia	11/25/16	18	1-3	.333	0-0	.000	0-0	.000	0	0	0	3.8	2	2	1	0	2	2	4.4	
vs Memphis	11/26/16	13	1-2	.500	0-0	.000	2-2	1.000	2	3	5	4.0	4	2	1	0	0	4	4.3	
at Notre Dame	11/29/16	6	0-2	.000	0-0	.000	0-0	.000	0	0	0	3.4	3	1	0	0	0	0	3.7	
OMAHA	12/03/16	24	1-7	.143	0-1	.000	2-4	.500	7	1	8	4.0	3	2	0	1	2	4	3.8	
STETSON	12/05/16	* 13	3-4	.750	0-0	.000	2-5	.400	1	5	6	4.2	2	1	0	2	0	8	4.2	
IOWA STATE	12/08/16	* 21	1-2	.500	0-0	.000	2-4	.500	2	3	5	4.3	3	2	2	0	0	4	4.2	
vs Northern Iowa	12/17/16	* 26	3-6	.500	0-0	.000	0-0	.000	2	2	4	4.3	3	2	3	0	1	6	4.4	
NORTH DAKOTA	12/20/16	* 21	3-6	.500	0-0	.000	2-4	.500	0	0	0	3.9	3	2	1	1	1	8	4.7	
DELAWARE STATE	12/22/16	* 22	5-5	1.000	0-0	.000	2-6	.333	1	3	4	3.9	2	3	1	2	2	12	5.2	
at Purdue	12/28/16	* 13	0-2	.000	0-0	.000	0-0	.000	0	1	1	3.7	0	0	0	1	1	0	4.9	
MICHIGAN	01/01/17	14	1-4	.250	0-0	.000	0-0	.000	2	1	3	3.7	1	0	1	0	1	2	4.7	
at Nebraska	01/05/17	8	1-3	.333	0-0	.000	0-0	.000	1	0	1	3.5	2	0	0	0	1	2	4.5	
RUTGERS	01/08/17	4	1-1	1.000	0-0	.000	0-0	.000	0	0	0	3.3	1	1	0	0	0	2	4.4	
PURDUE	01/12/17	9	2-3	.667	0-0	.000	0-0	.000	0	0	0	3.1	2	0	1	0	0	4	4.3	
at Northwestern	01/15/17	13	1-1	1.000	0-0	.000	0-2	.000	0	1	1	3.0	2	5	1	0	0	2	4.2	
MARYLAND	01/19/17	15	3-5	.600	0-0	.000	6-8	.750	5	1	6	3.2	2	2	0	0	1	12	4.6	
at Illinois	01/25/17	21	5-8	.625	0-0	.000	2-5	.400	3	2	5	3.2	4	3	0	1	1	12	5.0	
OHIO STATE	01/28/17	* 17	2-5	.400	0-1	.000	0-2	.000	4	2	6	3.4	1	1	1	0	0	4	4.9	
at Rutgers	01/31/17	* 21	4-5	.800	0-0	.000	1-4	.250	1	1	2	3.3	2	1	3	0	2	9	5.1	
NEBRASKA	02/05/17	* 15	3-8	.375	0-0	.000	0-1	.000	3	0	3	3.3	1	1	1	1	1	6	5.1	
at Minnesota	02/08/17	* 13	2-4	.500	0-0	.000	1-3	.333	1	3	4	3.3	3	0	1	0	0	5	5.1	
at Michigan State	02/11/17	* 23	3-5	.600	0-0	.000	1-3	.333	4	0	4	3.3	1	1	1	0	2	7	5.2	
ILLINOIS	02/18/17	* 12	1-3	.333	0-0	.000	2-2	1.000	3	1	4	3.4	1	0	0	1	0	4	5.1	
INDIANA	02/21/17	* 10	1-1	1.000	0-0	.000	0-0	.000	1	0	1	3.3	2	1	2	0	0	2	5.0	
at Maryland	02/25/17	* 13	1-5	.200	0-0	.000	0-0	.000	4	1	5	3.3	2	2	0	0	0	2	4.9	
at Wisconsin	03/02/17	* 16	1-1	1.000	0-0	.000	0-0	.000	2	1	3	3.3	3	0	0	0	2	2	4.8	
PENN STATE	03/05/17	23	1-4	.250	0-0	.000	1-1	1.000	2	1	3	3.3	1	0	0	0	2	3	4.8	
Totals		15	494	56-114	.491	0-2	.000	36-75	.480	57	46	103	3.3	66	42	26	14	25	148	4.8

SEASON / CAREER STATS

POINTS

SEASON: 12, 4X, LAST AT ILLINOIS (1/25/17)
CAREER: 12, 4X, LAST AT ILLINOIS (1/25/17)

REBOUNDS

SEASON: 9 VS. SAVANNAH STATE (11/13/16)
CAREER: 9, 2X, LAST VS. SAVANNAH ST (11/13/16)

ASSISTS

SEASON: 5 AT NORTHWESTERN (1/15/17)
CAREER: 5 AT NORTHWESTERN (1/15/17)

BLOCKS

SEASON: 4 VS. KENNESAW STATE (11/11/16)
CAREER: 4 VS. KENNESAW STATE (11/11/16)

STEALS

SEASON: 2, 8X, LAST VS. PENN STATE (3/5/17)
CAREER: 3 VS. NORTHWESTERN (1/31/16)

MINUTES

SEASON: 26 VS. NORTHERN IOWA (12/17/16)
CAREER: 26 VS. NORTHERN IOWA (12/17/16)

FIELD GOALS MADE

SEASON: 5 VS. DELAWARE STATE (12/22/16)
CAREER: 5, 2X, LAST VS. DEL. STATE (12/22/16)

FIELD GOALS ATTEMPTED

SEASON: 8, 2X, LAST VS. NEBRASKA (2/5/17)
CAREER: 8, 2X, LAST VS. NEBRASKA (2/5/17)

3-POINT FIELD GOALS MADE

SEASON: ---
CAREER: ---

3-POINT FIELD GOALS ATTEMPTED

SEASON: ---
CAREER: 1, 2X, LAST VS. OMAHA (12/3/16)

FREE THROWS MADE

SEASON: 4 VS. KENNESAW STATE (11/11/16)
CAREER: 5 VS. UMKC (12/15/15)

FREE THROWS ATTEMPTED

SEASON: 6, 2X, LAST VS. DEL. STATE (12/22/16)
CAREER: 6, 3X, LAST VS. DEL. STATE (12/22/16)

- Scored a career-high 12 points four times this season
- Ranks third on the team in blocks (14), fourth in FT attempts (75), and fifth in assists (42) and steals (25)
- Dished out a team and career-best five assists in loss at Northwestern (Jan. 15)
- Made all five field goal attempts -- equaling a career high with 12 points -- and snagging four boards in victory over Delaware State (Dec. 22)
- Started his first career game against Stetson, recording eight points, six rebounds and two blocks
- Started his second career game versus #25 Iowa State recording 4 points, 5 rebounds, and 2 assists
- Equaled a season high with two steals and had eight rebounds against Omaha (Dec. 3)
- Posted career bests in scoring (12), assists (4), and blocked shots (4) in season opening win over Kennesaw State
- Grabbed a team-best nine rebounds in win over Savannah State (Nov. 13)
- High school basketball coach was Travis Trice, father of former Michigan State player Travis Trice (2011-14)

PRODUCTION TRACKER

	Season	Career
Scored 10+ Points:	4	5
Scored 15+ Points:	0	0
Scored 20+ Points:	0	0
Had 5+ Assists:	1	1
Had 3+ Blocks:	1	1
Had 3+ Steals:	0	1
Made 3+ 3-Pointers:	0	0
Led Team in Scoring:	0	0
Led Team in Rebounding:	1	1
Led Team in Assists:	2	2
Led Team in Steals:	6	6
Led Team in Blocks:	5	5
Double-Double:	0	0



CAREER STATS

YEAR	G/GS	FG-A	PCT	3-PT	PCT	FT-A	PCT	RB	AVG	PF-FO	AS	TO	BK	ST	PTS	AVG
Fresh.	32/0	32-47	.681	0-1	.000	19-37	.514	84	2.6	49-2	6	11	13	9	83	2.6
Soph.	31/15	56-114	.491	0-2	.000	36-75	.480	103	3.3	66-0	42	26	14	25	148	4.8
TOTALS	63/15	88-161	.547	0-3	.000	55-112	.491	187	3.0	115-2	48	37	27	34	231	3.7

10 CHRISTIAN WILLIAMS

Sophomore • Guard • 6-5 • 200
Decatur, Illinois • St. Teresa HS



2016-17 GAME-BY-GAME STATS

Opponent	Date	gs	min	Total		3-Pointers		Free throws		Rebounds			pf	a	t/o	blk	stl	pts	avg		
				fg-fga	pct	3fg-fga	pct	ft-fa	pct	off	def	tot								avg	
KENNESAW STATE	11/11/16	*	19	2-4	.500	0-1	.000	0-0	.000	0	1	1	1.0	0	5	2	1	2	4	4.0	
SAVANNAH STATE	11/13/16	*	19	0-1	.000	0-0	.000	1-2	.500	0	4	4	2.5	1	4	0	0	1	1	2.5	
SETON HALL	11/17/16	*	24	2-6	.333	2-2	1.000	0-0	.000	1	4	5	3.3	3	4	3	0	2	6	3.7	
UT RIO GRANDE VALLEY	11/20/16	*	16	0-2	.000	0-1	.000	0-0	.000	1	1	2	3.0	0	4	1	0	1	0	2.8	
vs Virginia	11/25/16	*	22	0-2	.000	0-0	.000	0-0	.000	0	1	1	2.6	4	1	0	0	0	0	2.2	
vs Memphis	11/26/16	*	16	1-5	.200	0-1	.000	0-0	.000	0	0	0	2.2	1	3	2	0	2	2	2.2	
at Notre Dame	11/29/16		15	1-2	.500	0-0	.000	0-0	.000	1	2	3	2.3	2	2	0	0	0	2	2.1	
OMAHA	12/03/16		7	0-1	.000	0-1	.000	0-0	.000	0	2	2	2.3	0	1	0	0	0	0	1.9	
STETSON	12/05/16		19	3-6	.500	0-1	.000	0-0	.000	1	5	6	2.7	1	1	1	0	0	6	2.3	
IOWA STATE	12/08/16		11	0-1	.000	0-1	.000	2-2	1.000	0	1	1	2.5	0	2	1	0	0	2	2.3	
vs Northern Iowa	12/17/16		13	1-2	.500	0-0	.000	0-0	.000	0	1	1	2.4	1	1	0	0	0	2	2.3	
NORTH DAKOTA	12/20/16		6	0-1	.000	0-0	.000	0-0	.000	0	0	0	2.2	0	0	0	0	0	0	2.1	
DELAWARE STATE	12/22/16		24	4-6	.667	0-1	.000	1-2	.500	0	0	0	2.0	1	2	2	0	3	9	2.6	
at Purdue	12/28/16		17	0-5	.000	0-0	.000	2-2	1.000	1	1	2	2.0	0	3	2	0	1	2	2.6	
MICHIGAN	01/01/17		8	0-1	.000	0-0	.000	0-0	.000	0	2	2	2.0	1	1	1	0	0	0	2.4	
at Nebraska	01/05/17		7	0-3	.000	0-1	.000	0-0	.000	0	0	0	1.9	2	1	0	0	0	0	2.3	
RUTGERS	01/08/17		11	0-2	.000	0-0	.000	0-0	.000	1	1	2	1.9	1	1	3	0	3	0	2.1	
PURDUE	01/12/17		4	2-2	1.000	0-0	.000	0-0	.000	0	0	0	1.8	0	0	0	0	0	4	2.2	
at Northwestern	01/15/17		18	2-5	.400	0-0	.000	1-3	.333	2	1	3	1.8	1	1	0	0	2	5	2.4	
MARYLAND	01/19/17		2	0-0	.000	0-0	.000	0-0	.000	0	0	0	1.8	0	0	0	0	0	0	2.3	
at Illinois	01/25/17		16	3-7	.429	0-1	.000	1-5	.200	1	2	3	1.8	1	1	1	0	1	7	2.5	
OHIO STATE	01/28/17		11	0-1	.000	0-0	.000	1-2	.500	0	1	1	1.8	1	0	1	0	1	1	2.4	
at Rutgers	01/31/17		14	2-5	.400	0-0	.000	1-1	1.000	0	2	2	1.8	1	1	1	0	0	5	2.5	
NEBRASKA	02/05/17		6	0-0	.000	0-0	.000	2-2	1.000	0	0	0	1.7	1	0	1	0	0	2	2.5	
at Minnesota	02/08/17		5	0-1	.000	0-0	.000	0-0	.000	0	2	2	1.7	2	1	1	0	0	0	2.4	
at Michigan State	02/11/17		22	2-5	.400	0-0	.000	0-0	.000	0	0	0	1.7	1	3	0	0	3	4	2.5	
ILLINOIS	02/18/17		11	1-3	.333	0-1	.000	0-0	.000	0	2	2	1.7	0	0	1	0	1	2	2.4	
INDIANA	02/21/17		21	5-6	.833	0-1	.000	0-2	.000	1	2	3	1.7	2	1	0	0	1	10	2.7	
at Maryland	02/25/17		15	1-4	.250	0-0	.000	0-2	.000	0	1	1	1.7	0	1	1	0	2	2	2.7	
at Wisconsin	03/02/17		8	0-1	.000	0-0	.000	0-0	.000	0	2	2	1.7	0	1	0	0	0	0	2.6	
PENN STATE	03/05/17		14	0-0	.000	0-0	.000	2-2	1.000	0	2	2	1.7	0	6	0	0	0	2	2.6	
Totals			6	421	32-90	.356	2-13	.154	14-27	.519	10	43	53	1.7	28	52	28	1	26	80	2.6

SEASON / CAREER STATS

POINTS

SEASON: 10 VS. INDIANA (2/21/17)
CAREER: 10 VS. INDIANA (2/21/17)

REBOUNDS

SEASON: 6 VS. STETSON (12/5/16)
CAREER: 6 VS. SAVANNAH STATE (11/13/16)

ASSISTS

SEASON: 6 VS. PENN STATE (3/5/17)
CAREER: 6 VS. PENN STATE (3/5/17)

BLOCKS

SEASON: 1 VS. KENNESAW STATE (11/11/16)
CAREER: 1 VS. KENNESAW STATE (11/11/16)

STEALS

SEASON: 3, 3X, LAST AT MICH. ST. (2/11/17)
CAREER: 3, 3X, LAST AT MICH. ST. (2/11/17)

MINUTES

SEASON: 24, 2X, LAST VS. DEL. STATE (12/22/16)
CAREER: 24, 2X, LAST VS. DEL. STATE (12/22/16)

FIELD GOALS MADE

SEASON: 5 VS. INDIANA (2/21/17)
CAREER: 5 VS. INDIANA (2/21/17)

FIELD GOALS ATTEMPTED

SEASON: 6, 3X, LAST VS. INDIANA (2/21/17)
CAREER: 6, 4X, LAST VS. INDIANA (2/21/17)

3-POINT FIELD GOALS MADE

SEASON: 2 VS. SETON HALL (11/17/16)
CAREER: 2 VS. SETON HALL (11/17/16)

3-POINT FIELD GOALS ATTEMPTED

SEASON: 2 VS. SETON HALL (11/17/16)
CAREER: 2 VS. SETON HALL (11/17/16)

FREE THROWS MADE

SEASON: 2, 3X, LAST VS. PENN STATE, (3/5/17)
CAREER: 4 VS. INDIANA (3/1/16)

FREE THROWS ATTEMPTED

SEASON: 5 AT ILLINOIS (1/25/17)
CAREER: 5, 2X, LAST VS. ILLINOIS (1/25/17)

- Tallied a career-high 10 points on 5-of-6 shooting from the field in Iowa's overtime win over Indiana (Feb. 21)
- His 52 assists and 26 steals rank fourth and third, respectively, on the team
- Dished out six assists and had no turnovers in Iowa's win over Penn State last Sunday in the regular season finale
- Collected three steals in a span of 31 seconds at Michigan State (Feb. 11)
- Led team in steals eight times and assists twice this year
- Dished out four or more assists four times this year
- Scored four points in a 28-second span in the first half win home win over #17/19 Purdue (Jan. 12)
- Equaled a personal best with three steals in win over Rutgers (Jan. 8)
- Posted career bests in scoring (9) and steals (3) in victory over Delaware State (Dec. 22)
- Grabbed a season-best six rebounds while also scoring six points in Iowa's win over Stetson (Dec. 5)
- Led team in assists (5) and steals (2) in season opening win over Kennesaw State
- After going 1-of-4 from 3-point range his entire freshman season, drained both 3-point attempts vs. Seton Hall
- Scored six points, while equaling a then-career best with two steals against Seton Hall (Nov. 17)

PRODUCTION TRACKER

	Season	Career
Scored 10+ Points:	1	1
Scored 15+ Points:	0	0
Scored 20+ Points:	0	0
Had 5+ Assists:	2	2
Had 3+ Blocks:	0	0
Had 3+ Steals:	1	1
Made 3+ 3-Pointers:	0	0
Led Team in Scoring:	0	0
Led Team in Rebounding:	0	0
Led Team in Assists:	3	3
Led Team in Steals:	8	9
Led Team in Blocks:	0	0
Double-Double:	0	0



CAREER STATS

YEAR	G/GS	FG-A	PCT	3-PT	PCT	FT-A	PCT	RB	AVG	PF-FO	AS	TO	BK	ST	PTS	AVG
Fresh.	20/0	8-28	.321	2-6	.333	7-9	.778	17	0.9	6-0	6	6	0	4	27	1.4
Soph.	31/6	32-90	.356	2-13	.154	14-27	.519	53	1.7	28-0	52	28	1	26	80	2.6
TOTALS	51/6	41-118	.347	4-19	.211	21-36	.583	70	1.4	34-0	58	34	1	30	107	2.1



GAME-BY-GAME RESULTS

Overall: 18-13 Big Ten: 10-8 Home: 14-4 Away: 3-7 Neutral: 1-2

Date	Opponent	Result	Attend.	Top Scorer	Top Rebounder
Nov. 11	Kennesaw State	W, 91-74	13,007	Peter Jok, 27	Tyler Cook, 10
Nov. 13	Savannah State	W, 116-84	11,371	Brady Ellingson, 23	Wagner/Pemsl, 9
Nov. 17	Seton Hall	L, 83-91	10,391	Peter Jok, 30	Peter Jok, 11
Nov. 20	UT Rio Grande Valley	W, 95-67	11,596	Peter Jok, 27	Nicholas Baer, 7
^ Nov. 25	vs. #6/7 Virginia	L, 41-74	2,196	Peter Jok, 13	Cook/Baer, 6
^ Nov. 26	vs. Memphis	L, 92-100	2,196	Peter Jok, 42	Tyler Cook, 7
Nov. 29	at Notre Dame	L, 78-92	7,660	Jordan Bohannon, 23	Nicholas Baer, 12
Dec. 3	Omaha	L, 89-98	11,618	Peter Jok, 33	Peter Jok, 10
Dec. 5	Stetson	W, 95-68	9,839	Moss/Pemsl, 21	Pemsl, Jok, 8
+ Dec. 8	#25/25 Iowa State	W, 78-64	13,956	Peter Jok, 23	Peter Jok, 9
# Dec. 17	vs. Northern Iowa	W, 69-46	15,028	Peter Jok, 21	Nicholas Baer, 11
Dec. 20	North Dakota	W, 84-73	11,099	Bohannon/Jok, 18	Cordell Pemsl, 11
Dec. 22	Delaware State	W, 89-57	11,886	Peter Jok, 17	Dailey/Uhl, 7
* Dec. 28	at #15/15 Purdue	L, 67-89	14,804	Peter Jok, 13	Nicholas Baer, 7
* Jan. 1	vs. Michigan	W, 86-83 (OT)	13,988	Peter Jok, 25	Cook/Pemsl, 8
* Jan. 5	at Nebraska	L, 90-93 (2OT)	14,939	Peter Jok, 34	Nicholas Baer, 11
* Jan. 8	Rutgers	W, 68-62	11,347	Peter Jok, 18	Peter Jok, 11
* Jan. 12	#17/19 Purdue	W, 83-78	10,752	Peter Jok, 29	Nicholas Baer, 10
* Jan. 15	at Northwestern	L, 54-89	7,732	Kriener/Cook, 14	Tyler Cook, 5
* Jan. 19	#25/25 Maryland	L, 76-84	11,040	Peter Jok, 14	Tyler Cook, 7
* Jan. 25	at Illinois	L, 64-76	11,787	Baer/Wagner, 12	Nicholas Baer, 7
* Jan. 28	Ohio State	W, 85-72	15,138	Brady Ellingson, 17	Nicholas Baer, 8
* Jan. 31	at Rutgers	W, 83-63	4,389	Jordan Bohannon, 17	Cordell Pemsl, 7
* Feb. 5	Nebraska	W, 81-70	13,495	Jordan Bohannon, 15	Nicholas Baer, 6
* Feb. 8	at Minnesota	L, 89-101 (2OT)	11,481	Peter Jok, 28	Peter Jok, 9
* Feb. 11	at Michigan State	L, 66-77	14,797	Jok/Cook, 13	Cordell Pemsl, 7
* Feb. 18	Illinois	L, 66-70	15,400	Peter Jok, 16	Peter Jok, 10
* Feb. 21	Indiana	W, 96-90 (OT)	11,372	Peter Jok, 35	Nicholas Baer, 7
* Feb. 25	at #24/24 Maryland	W, 83-69	17,615	Jordan Bohannon, 24	Tyler Cook, 10
* March 2	at #21/22 Wisconsin	W, 59-57	17,287	Nicholas Baer, 14	Tyler Cook, 8
* March 5	Penn State	W, 90-79	15,400	Peter Jok, 21	Cook/Baer, 10

^ - Emerald Coast Classic -- Niceville, Florida

\$ - ACC/Big Ten Challenge

+ - Iowa Corn Cy-Hawk Series

- The Hy-Vee Classic -- Des Moines, Iowa

* - Big Ten Conference Game

% - Big Ten Tournament -- Washington D.C.

Attendance Summary	Games	Totals	Average
Home	18	222,695	12,371
Away	10	122,491	12,249
Neutral	3	19,420	6,473
Totals	31	364,406	10,364



GAME-BY-GAME STATISTICS

Team	Score	FG-A	PCT	3-PT. FG	PCT	FT-A	PCT	REB	PF	AS	TO	BS	ST
at Iowa	91	30-60	.500	7-22	.318	24-34	.706	39	21	17	17	8	9
Kennesaw State	74	30-70	.429	8-15	.533	6-15	.400	41	25	19	21	1	9
at Iowa	116	42-87	.483	18-43	.419	14-20	.700	52	20	33	15	5	6
Savannah State	84	30-68	.441	11-28	.393	13-24	.542	40	20	21	20	4	12
at Iowa	83	28-61	.459	8-21	.381	19-32	.594	46	24	16	17	2	9
Seton Hall	91	33-65	.508	8-17	.471	17-31	.548	38	24	11	12	2	10
at Iowa	95	32-63	.508	11-29	.379	20-30	.667	38	12	22	16	4	10
UT Rio Grande Valley	67	23-67	.343	9-27	.333	12-14	.857	42	23	13	26	2	5
Iowa	41	15-48	.313	6-23	.261	5-10	.500	34	17	8	18	2	3
vs. #6/7 Virginia	74	29-60	.483	8-17	.471	8-13	.615	36	13	18	5	5	9
Iowa	92	30-55	.545	11-23	.478	21-24	.875	32	17	16	18	4	6
vs. Memphis	100	40-72	.556	7-18	.389	13-20	.650	31	19	17	7	1	9
Iowa	78	27-71	.380	12-35	.343	12-16	.750	32	23	22	6	2	8
at Notre Dame	92	26-55	.473	10-23	.435	30-33	.909	45	17	11	14	6	4
at Iowa	89	27-67	.403	14-34	.412	21-27	.778	39	25	17	15	8	4
Omaha	98	34-71	.479	9-25	.360	21-27	.778	47	22	18	12	2	6
at Iowa	95	36-73	.493	6-23	.261	17-28	.607	52	15	21	5	5	5
Stetson	68	25-72	.347	8-33	.242	10-16	.625	43	23	16	10	3	3
at Iowa	78	26-55	.473	9-22	.409	17-24	.708	42	15	13	13	3	5
#25/25 Iowa State	64	25-70	.357	8-30	.267	6-9	.667	39	25	9	11	1	7
Iowa	69	28-58	.483	6-20	.300	7-9	.778	43	17	14	13	2	4
vs. Northern Iowa	46	15-56	.268	6-26	.231	10-14	.714	21	12	9	11	1	5
at Iowa	84	28-60	.467	5-12	.417	23-34	.676	41	18	17	10	4	8
North Dakota	73	27-65	.415	7-21	.333	12-14	.857	37	24	18	16	1	7
at Iowa	89	29-51	.569	8-20	.400	23-35	.657	39	20	17	17	4	12
Delaware State	57	16-66	.242	6-24	.250	19-26	.731	40	22	9	18	0	7
Iowa	67	25-67	.373	4-17	.235	13-13	1.000	35	14	16	14	1	9
at #15/15 Purdue	87	34-67	.507	12-29	.414	9-10	.900	37	13	27	14	6	7
at Iowa	86	33-69	.478	11-19	.579	9-15	.600	42	13	15	9	3	6
Michigan (OT)	83	34-74	.459	12-35	.343	3-5	.600	39	16	21	8	2	7
Iowa	90	34-77	.442	9-29	.310	13-17	.765	51	23	11	19	8	4
at Nebraska (2OT)	93	32-70	.457	10-23	.435	19-35	.543	42	18	18	14	7	14
at Iowa	68	23-53	.434	6-20	.300	16-23	.696	36	12	16	18	9	10
Rutgers	62	28-73	.384	4-15	.267	2-4	.500	44	22	13	17	3	10
at Iowa	83	34-60	.567	6-14	.429	9-18	.500	35	18	22	10	3	5
#17/19 Purdue	78	23-53	.434	11-28	.393	21-25	.840	28	16	18	11	1	5
Iowa	54	18-51	.353	4-17	.235	14-22	.636	24	13	12	14	0	6
at Northwestern	89	37-62	.597	11-24	.458	4-9	.444	39	18	29	12	4	10
at Iowa	76	25-70	.357	7-28	.250	19-25	.760	40	16	16	16	4	14
#25/25 Maryland	84	30-53	.566	11-23	.478	13-18	.722	37	21	23	21	4	14
Iowa	64	26-65	.400	5-23	.217	7-16	.438	36	19	14	13	4	3
at Illinois	76	26-58	.448	9-19	.474	15-19	.789	38	19	18	12	2	8
at Iowa	85	32-64	.500	10-23	.435	11-20	.550	41	15	21	9	5	5
Ohio State	72	27-63	.429	7-22	.318	11-17	.647	36	19	19	12	0	4
Iowa	83	30-60	.500	11-18	.611	12-19	.632	34	19	24	14	3	15
at Rutgers	63	25-64	.391	4-15	.267	9-14	.643	44	16	16	17	6	6
at Iowa	81	27-58	.466	9-19	.474	18-23	.783	33	17	22	11	4	6
Nebraska	70	27-64	.422	3-20	.150	13-16	.813	41	24	11	14	1	5
Iowa	89	30-75	.400	9-26	.346	20-28	.714	49	26	20	18	6	9
at Minnesota (2OT)	101	36-82	.439	8-24	.333	21-31	.677	53	21	20	14	14	10
Iowa	66	21-64	.328	4-21	.190	20-27	.741	32	18	17	8	2	12
at Michigan State	77	29-60	.483	9-26	.346	10-14	.714	46	19	24	21	5	5
at Iowa	66	51-54	.389	7-21	.333	17-22	.773	35	66	11	15	2	6
Illinois	70	27-57	.474	9-25	.360	7-14	.500	35	22	15	17	3	6
at Iowa	96	26-56	.464	5-24	.208	39-47	.830	34	22	16	17	6	10
Indiana (OT)	90	32-68	.471	10-29	.345	16-19	.842	39	35	18	22	4	10
Iowa	83	30-62	.484	16-26	.615	7-13	.538	38	12	17	11	1	7
at #24/24 Maryland	69	26-58	.448	11-34	.324	6-9	.667	33	15	18	14	6	6
Iowa	59	22-53	.415	9-19	.474	6-7	.857	37	18	11	19	2	9
at #21/22 Wisconsin	57	23-54	.426	6-23	.261	5-14	.357	27	14	9	13	1	9
at Iowa	90	31-65	.477	12-21	.571	16-19	.842	39	17	24	12	2	6
Penn State	79	31-70	.443	8-28	.286	9-12	.750	36	19	23	12	6	6



SEASON & CAREER BESTS/THE LAST TIME...

Season Bests

Player	Points	3-Pointers	Rebounds	Assists	Blocks	Steals
Nicholas Baer	20, Penn State	4, twice	12, Notre Dame	6, Savannah State	6, Nebraska	4, Rutgers
Jordan Bohannon	24, Maryland	8, Maryland	5, three times	9, Purdue	1, Nebraska	4, twice
Tyler Cook	24, Seton Hall	1, twice	10, three times	2, seven times	2, Memphis	3, Rutgers
Maishe Dailey	8, Delaware State	2, twice	7, Delaware State	2, Delaware State	1, Savannah State	2, Savannah State
Brady Ellingson	23, Savannah State	5, Ohio State	4, twice	5, twice	---	2, Minnesota
Peter Jok	42, Memphis	8, Memphis	11, twice	8, twice	1, twice	4, Maryland
Dale Jones	3, Penn State	1, Penn State	2, Maryland	1, Seton Hall	---	---
Ryan Kriener	14, twice	1, Northwestern	7, Ohio State	2, twice	3, twice	1, five times
Isaiah Moss	21, Stetson	5, Stetson	6, Stetson	5, Notre Dame	2, twice	2, twice
Cordell Pemsil	21, Stetson	---	11, North Dakota	5, Ohio State	3, Rutgers	3, Michigan
Charlie Rose	---	---	1, Kennesaw State	1, Delaware State	---	---
Dom Uhl	9, Virginia	1, eight times	10, Seton Hall	6, Ohio State	5, Rutgers	1, five times
Ahmad Wagner	12, four times	---	9, Savannah State	5, Northwestern	4, Kennesaw State	3, Rutgers
Christian Williams	10, Indiana	2, Seton Hall	6, Stetson	6, Penn State	1, Kennesaw State	3, three times

Career Bests

Player	Points	3-Pointers	Rebounds	Assists	Blocks	Steals
Nicholas Baer	20, Penn State, '17	4, three times	12, Notre Dame '16	6, Savannah St, '16	6, twice	4, Rutgers, '17
Jordan Bohannon	24, Maryland, '17	8, Maryland, '17	5, three times	9, Purdue, '17	1, Nebraska '17	4, twice
Tyler Cook	24, Seton Hall, '16	1, twice	10, three times	2, seven times	2, Memphis, '16	3, Rutgers, '17
Maishe Dailey	8, Delaware St, '16	2, twice	7, Delaware St, '16	1, twice	1, Savannah St, '16	2, Savannah St, '16
Brady Ellingson	23, Savannah St, '16	5, Ohio State, '17	4, Ohio State, '17	5, twice	---	2, Minnesota, '17
Peter Jok	42, Memphis, '16	8, Memphis, '16	11, Seton Hall, '16	8, twice	1, nine times	4, twice
Dale Jones	16, Coppin St, '15	4, Coppin St, '15	7, Coppin St, '15	2, Coppin St, '15	1, twice	1, Dayton, '15
Ryan Kriener	14, twice	1, NU, '17	7, Ohio State	2, twice	3, twice	1, five times
Isaiah Moss	21, Stetson, '16	5, Stetson, '16	6, Stetson, '16	5, Notre Dame	2, twice	2, twice
Cordell Pemsil	21, Stetson, '16	---	11, North Dakota, '16	5, Ohio State, '17	3, Rutgers, '17	3, Michigan
Charlie Rose	3, NDSU, '14	1, NDSU, '14	1, KSU, '16	1, twice	---	---
Dom Uhl	18, Coppin St, '15	3, Coppin St, '15	10, twice	6, Ohio State, '17	5, Rutgers, '17	3, Marquette, '15
Ahmad Wagner	12, four times	---	9, twice	5, Northwestern, '17	4, KSU, '16	3, Northwestern, '16
Christian Williams	10, Indiana, '17	2, Seton Hall, '16	6, Stetson, '16	6, Penn State, '17	1, KSU, '16	3, three times

The Last Time a Player . . .

Had 30 or more points

Iowa -- 35, Peter Jok vs. Indiana, 2/21/17
Opponent -- 34, Glynn Watson, Jr., Nebraska, 1/5/17

Made at least 90% of his FGA (10 att.)

Iowa -- .900 (9-10), Aaron White vs. Md.-Eastern Shore, 11/14/13
Opponent -- .900 (9-10), E.J. Singler, Oregon, 3/18/12

Made 100% of his FTA (10 att.)

Iowa -- 1.000 (10-10), Peter Jok vs. North Dakota, 12/20/16
Opponent -- 1.000 (12-12), Bonzie Colson, Notre Dame, 11/29/16

Had 15 or more rebounds

Iowa -- 18, Adam Woodbury vs. Wisconsin, 2/24/16
Opponent -- 17, Bonzie Colson, Notre Dame 11/29/16

Had 10 or more assists

Iowa -- 11, Mike Gesell vs. Michigan, 3/5/16
Opponent -- 11, Tra-Deon Hollins, Omaha, 12/3/16

Had 5 or more blocks

Iowa -- 5, Dom Uhl vs. Rutgers, 1/8/17
Opponent -- 5, Alex Olah, Northwestern, 2/15/15

Had 5 or more steals

Iowa -- 5, Mike Gesell at Penn State, 2/28/15
Opponent -- 6, Robert Johnson, Indiana, 2/21/17

The Last Time a Team . . .

Scored 100 or more points

Iowa -- 116 vs. Savannah State, 11/13/16
Opponent -- 101 by Minneosta, 2/8/17

Scored 40 or fewer points

Iowa -- 40 at Wisconsin, 3/3/10
Opponent -- 39 by UNC Wilmington, 11/8/13

Won an overtime game

Iowa -- 96-90 (OT) vs. Indiana, 2/21/17
Opponent -- 101-89 (2OT) by Minnesota, 2/8/17

Made at least 60% of its FGA (20 att.)

Iowa -- .643 (27-42) vs. Maryland, 2/8/15
Opponent -- .615 (32-52) by Gonzaga, 3/22/15

Made at least 50% of its 3-pt. FGA (8 att.)

Iowa -- .571 (12-21) vs. Penn State 3/5/17
Opponent -- .533 (8-15) by Kennesaw State, 11/11/16

Made at least 90% of its FTA (10 att.)

Iowa -- 1.000 (13-13) at Purdue, 12/28/16
Opponents -- .939 (15-16) by Illinois, 2/25/15



SEASON HIGHS & LOWS/SPECIALITY STATS

CATEGORY	IOWA		OPPONENTS	
<u>Points</u>	High	116 Savannah State	101	Minnesota
	Low	41 Virginia	46	Northern Iowa
<u>FG Made</u>	High	42 Savannah State	40	Memphis
	Low	15 Virginia	15	Northern Iowa
<u>FG Att.</u>	High	87 Savannah State	82	Minnesota
	Low	48 Virginia	53	2x, last by Maryland
<u>FG%</u>	High	.569 Delaware State	.597	Northwestern
	Low	.313 Virginia	.242	Delaware State
<u>3FG Made</u>	High	18 Savannah State	12	2x, last by Michigan
	Low	4 3x, last vs. Michigan State	3	Nebraska
<u>3FG Att.</u>	High	43 Savannah State	35	Michigan
	Low	12 North Dakota	15	3x, last by Rutgers
<u>3FG%</u>	High	.615 Maryland	.533	Kennesaw State
	Low	.190 Michigan State	.150	Nebraska
<u>FTM</u>	High	39 Indiana	30	Notre Dame
	Low	5 Virginia	2	Rutgers
<u>FTA</u>	High	47 Indiana	35	Nebraska
	Low	7 Wisconsin	4	Rutgers
<u>FT% (min. 10)</u>	High	1.000 Purdue	.909	Notre Dame
	Low	.438 Illinois	.357	Wisconsin
<u>Off. Reb.</u>	High	20 Maryland	20	Minnesota
	Low	5 Delaware State	6	2x, last by Maryland
<u>Def. Reb.</u>	High	37 Stetson	33	Minnesota
	Low	22 3x, last vs. Nebraska	18	Memphis
<u>Total Reb.</u>	High	52 2x, last vs. Stetson	53	Minnesota
	Low	24 Northwestern	27	Wisconsin
<u>Assists</u>	High	33 Savannah State	29	Northwestern
	Low	8 Virginia	9	4x, last by Wisconsin
<u>Steals</u>	High	15 Rutgers	14	2x, last by Maryland
	Low	3 2x, last vs. Illinois	3	Stetson
<u>Blocks</u>	High	9 Rutgers	14	Minnesota
	Low	0 Northwestern	0	2x, last by Ohio State
<u>Turnovers</u>	High	19 Nebraska/Wisconsin	26	UT Rio Grande Valley
	Low	5 Stetson	5	Virginia
<u>Fouls</u>	High	26 Minnesota	35	Indiana
	Low	12 3x, last at Maryland	12	Northern Iowa

GAME-BY-GAME SPECIALTY STATS

Date	Opponent	IA-Opp.	TO's	Pts. Off	Pts. in Paint	2nd Chance	Bench Points
11/11	Kennesaw State	27-11	34-30	14-14	36-20		
11/13	Savannah State	29-16	44-38	23-8	76-42		
11/17	Seton Hall	15-21	24-50	9-10	9-28		
11/20	UTRGV	41-9	32-24	7-16	39-22		
11/25	vs. #6/7 Virginia	3-19	12-32	7-18	9-31		
11/26	vs. Memphis	11-21	32-54	11-20	20-16		
11/29	at Notre Dame	19-7	22-24	5-12	9-12		
12/3	Omaha	14-14	26-40	13-20	9-37		
12/5	Stetson	8-5	50-20	23-9	28-35		
12/8	#25/25 Iowa State	9-5	28-24	3-11	18-19		
12/17	vs. Northern Iowa	8-5	34-14	11-1	19-16		
12/20	North Dakota	20-16	30-38	10-10	29-9		
12/22	Delaware State	33-12	38-16	4-13	21-0		
12/28	at #15/15 Purdue	20-7	38-40	5-2	38-21		
1/1	Michigan	8-11	36-36	13-15	18-22		
1/5	at Nebraska	20-26	38-36	27-5	9-14		
1/8	Rutgers	15-19	26-40	7-13	17-15		
1/12	#17/19 Purdue	12-5	40-20	12-9	20-25		
1/15	at Northwestern	6-16	18-42	5-9	26-16		
1/19	#25/25 Maryland	30-19	32-36	19-7	8-7		
1/25	at Illinois	10-9	38-18	13-6	40-31		
1/28	Ohio State	18-6	34-38	17-6	44-20		
1/31	at Rutgers	20-12	38-40	18-8	33-32		
2/5	Nebraska	13-14	34-40	7-22	33-14		
2/8	at Minnesota	17-24	32-50	21-22	20-18		
2/11	at Michigan State	21-11	30-36	11-18	31-35		
2/18	Illinois	12-18	22-32	11-10	19-26		
2/21	Indiana	25-18	34-32	14-14	36-21		
2/25	at #24/24 Maryland	22-11	28-28	30-6	23-20		
3/2	at #21/22 Wisconsin	6-10	24-24	8-10	24-4		
3/5	Penn State	15-16	34-40	27-11	42-14		
AVG.		17.0	31.3	13.0	25.2		

IOWA AND OPPONENT INDIVIDUAL HIGH PERFORMANCES

CATEGORY	IOWA	OPPONENTS
<u>Points</u>	42 Peter Jok vs. Memphis	35 Dedric Lawson (Memphis)
<u>Field Goals Made</u>	12 (12-24) Peter Jok at Nebraska	15 Dedric Lawson (Memphis)
<u>Field Goals Attempted</u>	24 (12-24) Peter Jok at Nebraska	22 Dedric Lawson (Memphis)
<u>Field Goal Percentage (min. 5 made)</u>	1.000 (7-7) Cordell Pemsil vs. Savannah State	.833 (10-12) Josh Reaves (Penn State)
<u>3-Point Field Goals Made</u>	8 Bohannon vs. Maryland/Jok vs. Memphis	7 2x, last by Glynn Watson, Jr. (Nebraska)
<u>3-Point Field Goals Attempted</u>	15 (7-15) Jordan Bohannon vs. Notre Dame	12 (5-12) Antonio Green (UTRGV)
<u>3-Point Field Goals Pct. (min. 4 made)</u>	.800 (8-10) Jordan Bohannon vs. Maryland	.875 (7-8) Glynn Watson, Jr. (Nebraska)
<u>Free Throws Made</u>	22 (22-23) Peter Jok vs. Indiana	12 (12-12) Bonzie Colson (Notre Dame)
<u>Free Throws Attempted</u>	23 (22-23) Peter Jok vs. Indiana	12 2x, last by Tai Webster (Nebraska)
<u>Free Throw Pct. (min. 7 made)</u>	1.000 (12-12) 2x, last by Peter Jok vs. Omaha	1.000 (8-8) 2x, last by Vincent Edwards (Purdue)
<u>Offensive Rebounds</u>	6 2x, last by Tyler Cook vs. Maryland	6 5x, last by Jordan Murphy (Minnesota)
<u>Defensive Rebounds</u>	10 Peter Jok vs. Rutgers	11 Bonzie Colson (Notre Dame)
<u>Total Rebounds</u>	12 Nicholas Baer vs. Notre Dame	19 Jordan Murphy (Minnesota)
<u>Assists</u>	9 Jordan Bohannon vs. Purdue	11 Tra-Deon Hollins (Omaha)
<u>Steals</u>	4 4x, last by Jordan Bohannon vs. Indiana	6 Justin Jackson (Maryland)
<u>Blocks</u>	6 Nicholas Baer at Nebraska	6 Reggie Lynch (Minnesota)
<u>Turnovers</u>	5 6x, last by Peter Jok at Wisconsin	8 Anthony Cowan (Maryland)



2016-17 IOWA RECORD WHEN...

When playing at home:	14-4	When leading at the half:	14-3	When wearing White:	15-5
When playing on the road:	3-7	When trailing at the half:	2-10	When wearing Black:	3-7
When playing on a neutral court:	1-2	When tied at the half:	1-0	When wearing Gold:	0-1

When Iowa scores 100 points or more:	1-0	Iowa field goal percentage at home:	530-1126	.470
When Iowa scores 90-99 points:	5-2	Iowa field goal percentage on road:	336-806	.417
When Iowa scores 80-89 points:	8-3	Iowa 3-point percentage at home:	159-415	.383
When Iowa scores 70-79 points:	1-2	Iowa 3-point percentage on road:	106-297	.357
When Iowa scores under 70 points:	3-6	Iowa free throw percentage at home:	332-476	.697
		Iowa free throw percentage on road:	157-221	.710

When opponent scores 100 points or more:	0-2
When opponent scores 90-99 points:	1-4
When opponent scores 80-89 points:	2-3
When opponent scores 70-79 points:	6-4
When opponent scores 60-69 points:	6-0
When opponent scores fewer than 60 points:	3-0

On Sunday:	6-1
On Monday:	1-0
On Tuesday:	3-1
On Wednesday:	0-3
On Thursday:	4-3
On Friday:	1-1
On Saturday:	3-4

When Iowa shoots at least 50% from the field:	5-1
When Iowa shoots less than 50% from the field:	13-12
When opponent shoots at least 50% from the field:	0-4
When opponent shoots less than 50% from the field:	18-9
When Iowa has higher FG% than opponent:	16-0
When opponent has higher FG%:	2-13
When FG% is equal:	0-0

On BTN:	8-8
On CBS:	0-0
On ESPN:	2-1
On ESPN2:	3-1
On ESPNU:	1-0
On ESPN3:	1-0
On FS1:	0-0
On CBS SN:	0-2
On NBC SN:	0-0
truTV:	0-0

When Iowa outrebounds opponent:	11-3
When opponent has more rebounds:	7-9
When rebounds are equal:	0-1
When Iowa shoots at least 80% from the line:	3-2
When Iowa shoots less than 80% from the line:	15-11
When opponent shoots at least 80% from the line:	5-2
When opponent shoots less than 80% from the line:	13-11
When Iowa shoots more free throws than opponent:	13-7
When opponent shoots more free throws:	5-5
When free throws attempts are equal:	0-1
When Iowa has higher FT% than opponent:	7-9
When opponent has higher FT%:	10-3
When FT% is equal:	1-1

Most Points, First Half: 59 vs. Savannah State
 Fewest Points, First Half: 19 vs. Virginia
 Most Points Allowed, First Half: 54 vs. Memphis
 Fewest Points Allowed, First Half: 16 vs. Northern Iowa
 Most Points, Second Half: 57 Savannah State
 Fewest Points, Second Half: 22 vs. Virginia/Northwestern
 Most Points Allowed, Second Half: 51 vs. Notre Dame
 Fewest Points Allowed, Second Half: 29 at Maryland
 Largest Halftime Advantage: 23 vs. Delaware State
 Largest Halftime Deficit: 24 at Purdue

When Iowa shoots at least 50% from 3-point range:	4-0
When Iowa shoots less than 50% from 3-point range:	14-13
When opponent shoots at least 50% from 3-point range:	1-0
When opponent shoots less than 50% from 3-point range:	16-13
When Iowa has a higher 3-point FG% than opponent:	15-3
When opponent has a higher 3-point FG%:	3-10
When 3-point FG% is equal:	0-0

When Iowa has more assists than opponent:	13-2
When opponent has more assists:	5-10
When assists are equal:	0-1

When Iowa has fewer turnovers than opponent:	12-3
When opponent has fewer turnovers:	5-9
When turnovers are equal:	1-1
When Iowa has more steals than opponent:	8-3
When opponent has more steals:	4-8
When steals are equal:	6-2



UNDER McCAFFERY.. IOWA RECORD WHEN..

When playing at home:	94-29	When leading at the half:	116-30	When wearing White:	87-32
When playing on the road:	28-46	When trailing at the half:	16-67	When wearing Black:	33-60
When playing on a neutral court:	14-22	When tied at the half:	3-1	When wearing Gold:	15-6

When Iowa scores 100 points or more:	6-0	Iowa field goal percentage at home:	3277-7114	.460
When Iowa scores 90-99 points:	17-3	Iowa field goal percentage on road:	2755-6500	.424
When Iowa scores 80-89 points:	42-9	Iowa 3-point percentage at home:	778-2191	.355
When Iowa scores 70-79 points:	46-25	Iowa 3-point percentage on road:	668-1989	.336
When Iowa scores under 70 points:	25-62	Iowa free throw percentage at home:	2168-3017	.718
		Iowa free throw percentage on road:	1543-2159	.715

When opponent scores 100 points or more:	0-4
When opponent scores 90-99 points:	2-12
When opponent scores 80-89 points:	2-22
When opponent scores 70-79 points:	33-36
When opponent scores 60-69 points:	43-23
When opponent scores fewer than 60 points:	56-2

On Sunday:	25-18
On Monday:	10-2
On Tuesday:	20-14
On Wednesday:	13-17
On Thursday:	18-22
On Friday:	14-10
On Saturday:	34-15

When Iowa shoots at least 50% from the field:	37-7
When Iowa shoots less than 50% from the field:	99-92
When opponent shoots at least 50% from the field:	3-39
When opponent shoots less than 50% from the field:	133-60
When Iowa has higher FG% than opponent:	119-16
When opponent has higher FG%:	16-80
When FG% is equal:	2-2

On BTN:	54-51
On CBS:	1-2
On ESPN:	10-13
On ESPN2:	11-11
On ESPNU:	14-8
On FS1:	1-0
On Mediacom:	12-0
On CBS SN:	1-3
On NBC SN:	2-1
truTV:	1-0

When Iowa outrebounds opponent:	102-37
When opponent has more rebounds:	32-58
When rebounds are equal:	2-4

Most Points, First Half: 59 vs. Savannah State, '16
 Fewest Points, First Half: 14 vs. Indiana, '13
 Most Points Allowed, First Half: 55 vs. Michigan State, '12
 Fewest Points Allowed, First Half: 12 vs. UNC Wilmington, '13
 Most Points, Second Half: 58 vs. SIU-Edwardsville, '10
 Fewest Points, Second Half: 15 vs. Northern Iowa, '14
 Most Points Allowed, Second Half: 61 at Oregon, '12
 Fewest Points Allowed, Second Half: 16 vs. UNI, '10
 Largest Halftime Advantage: 37 vs. Arkansas-Pine Bluff, '13
 Largest Halftime Deficit: 25 vs. Villanova, '16

When Iowa shoots at least 80% from the line:	35-20
When Iowa shoots less than 80% from the line:	101-79
When opponent shoots at least 80% from the line:	27-20
When opponent shoots less than 80% from the line:	110-78
When Iowa shoots more free throws than opponent:	111-43
When opponent shoots more free throws:	19-52
When free throws attempts are equal:	6-4
When Iowa has higher FT% than opponent:	90-45
When opponent has higher FT%:	43-51
When FT% is equal:	3-3

When Iowa shoots at least 50% from 3-point range:	18-6
When Iowa shoots less than 50% from 3-point range:	117-94
When opponent shoots at least 50% from 3-point range:	2-16
When opponent shoots less than 50% from 3-point range:	134-83
When Iowa has a higher 3-point FG% than opponent:	99-32
When opponent has a higher 3-point FG%:	33-69
When 3-point FG% is equal:	0-1

When Iowa has more assists than opponent:	102-24
When opponent has more assists:	29-66
When assists are equal:	5-8

When Iowa has fewer turnovers than opponent:	93-37
When opponent has fewer turnovers:	36-51
When turnovers are equal:	8-10
When Iowa has more steals than opponent:	84-36
When opponent has more steals:	38-53
When steals are equal:	14-9



IOWA SUPERLATIVES UNDER McCAFFERY

TEAM

Most Points Scored

1. **116 -- Savannah State (11/13/16)**
2. 111 -- SIU Edwardsville (11/26/10)
3. 109 -- Md. Eastern Shore (11/14/13)
4. 105 -- Central Arkansas (12/19/11)
5. 103 -- Coppin State (11/15/15)
- 103 -- Abilene Christian (11/17/13)

Fewest Points Allowed

1. 36 -- Howard (11/15/12)
2. 39 -- UNC Wilmington (11/8/13)
- 39 -- Northern Iowa (12/7/10)
4. 40 -- Louisiana Monroe (11/16/10)
5. 41 -- Abilene Christian (11/17/13)

Field Goals Made

1. **42 -- Savannah State (11/13/16)**
- 42 -- Central Arkansas (12/19/11)
3. 40 -- Coppin State (11/15/15)
4. 38 -- Abilene Christian (11/17/13)
5. 37 -- SIU Edwardsville (11/26/10)
- 37 -- Oregon (3/18/12)

Field Goals Attempted

1. **87 -- Savannah State (11/13/16)**
- 77 -- Nebraska (1/5/17)**
- 79 -- Oregon (3/18/12)
4. 76 -- Central Arkansas (12/19/11)
- 76 -- South Dakota (12/4/12)

Field Goal Percentage (20 Made)

1. .643 -- Maryland (2/8/15)
2. .630 -- Indiana (1/29/12)
3. .627 -- Michigan (2/5/15)
4. .623 -- Abilene Christian (11/17/13)
5. .617 -- Arkansas-Pine Bluff (12/22/13)

3-Point Field Goals Made

1. **18 -- Savannah State (11/13/16) ***
- 16 -- Maryland (2/25/17)**
- 14 -- Omaha (12/3/16)**
4. 13 -- Northern Illinois (11/17/11)
5. 12 -- UMKC (12/5/15)
- 12 -- Dayton (11/26/15)
- 12 -- Marquette (11/19/15)
- 12 -- Coppin State (11/15/15)
- 12 -- Northern Iowa (12/15/12)

3-Point Field Goals Attempted

1. **43 -- Savannah State (11/13/16) ***
- 35 -- Notre Dame (11/29/16)**
- 34 -- Omaha (12/3/16)**
4. 30 -- Tennessee Tech (12/22/15)
- 30 -- Longwood (11/29/14)
6. **29 -- Nebraska (1/5/17)**
- 29 -- UT Rio Grande Valley (11/20/16)**
- 29 -- Rutgers (1/21/16)

3-Point FG Percentage (10 Made)

1. .619 (13-21) Northern Illinois (11/17/11)
2. **.615 (16-26) Maryland (2/25/17)**
- .611 (11-18) Rutgers (1/31/17)**
- .588 (10-17) Arkansas-Pine Bluff (12/22/13)
- .588 (10-17) Michigan (2/1/14)
6. **.579 (11-19) Michigan (1/1/17)**

Free Throws Made

1. **39 -- Indiana (2/21/17)**
- 38 -- Omaha (11/10/13)
3. 32 -- Md. Eastern Shore (11/14/13)
4. 31 -- Penn State (2/15/14)
- 31 -- Wichita State (11/21/12)
- 31 -- Penn State (1/31/13)
- 31 -- Nebraska (1/5/15)

Free Throws Attempted

1. 49 -- Omaha (11/10/13)
2. **47 -- Indiana (2/21/17)**
3. 43 -- UM Eastern Shore (11/14/13)
- 43 -- Michigan State (1/28/14)
5. 40 -- Penn (11/22/13)
- 40 -- Penn State (2/15/14)

Free Throw Percentage (10 Made)

1. 1.000 (15-15) Virginia (3/27/13)
2. **1.000 (13-13) Purdue (12/28/16)**
3. .929 (26-28) North Florida (12/22/14)
4. .926 (25-27) Penn State (2/28/15)
5. .923 (12-13) Iowa State (12/12/14)
6. .917 (11-12) Michigan St (3/15/13)

Most Rebounds

1. 57 -- Md. Eastern Shore (11/14/13)
2. 56 -- UNC Wilmington (11/8/13)
- 56 -- Brown (12/3/11)
- 56 -- SC State (12/19/12)
5. 54 -- Fairleigh Dickinson (12/9/13)
- 54 -- Coppin State (12/22/12)

Most Assists

1. **33 -- Savannah State (11/13/16)**
- 32 -- Central Arkansas (12/19/11)
3. 31 -- Coppin State (11/15/15)
4. 26 -- Northern Illinois (11/17/11)
5. 25 -- Abilene Christian (11/17/13)

Most Steals

1. 19 -- SIU Edwardsville (11/26/10)
2. 16 -- UMBC (12/6/14)
3. **15 -- Rutgers (1/31/17)**
4. 14 -- Marquette (11/19/15)
- 14 -- Penn (11/22/13)
- 14 -- Idaho St (12/4/10)
- 14 -- Chicago St (11/11/11)
8. 13 -- Rutgers (2/19/15)
- 13 -- IPFW (11/26/11)
- 13 -- UT-Pan American (11/9/12)

Most Blocked Shots

1. 14 -- Drake (12/19/15) *
2. 13 -- Illinois (3/5/13)
3. 12 -- UNC Wilmington (11/8/13)
- 12 -- Northern Illinois (11/26/14)
5. 11 -- Michigan State (12/29/15)
6. 10 -- Penn State (2/15/14)
- 10 -- UT-Pan American (11/9/12)

Fewest Turnovers

1. 3 -- Temple (3/18/16)
- 3 -- Drake (12/19/15)
3. 4 -- Michigan (1/17/16)
- 4 -- Northwestern (2/15/15)
5. 5 -- Stetson (12/5/16)
- 5 -- Davidson (3/20/15)
- 5 -- Abilene Christian (11/17/13)
- 5 -- Drake (12/7/13)
- 5 -- UTEP (11/29/13)
- 5 -- Purdue (3/2/14)
- 5 -- Boise St (12/22/11)
12. **6 -- Notre Dame (11/29/16)**
- 6 -- UMKC (12/5/15)
- 6 -- Michigan (2/5/15)
- 6 -- Northwestern (3/7/15)
- 6 -- Penn State (2/15/14)
- 6 -- Tennessee (3/19/14)
- 6 -- Illinois (3/8/12)

* -- denotes school record

INDIVIDUAL

Most Points:

1. **42 -- Peter Jok vs. Memphis (11/26/16)**
2. **35 -- Peter Jok vs. Indiana (2/21/17)**
3. **34 -- Peter Jok vs. Nebraska (1/5/17)**
4. **33 -- Peter Jok vs. Omaha (12/3/16)**
- 33 -- Matt Gatens vs Wisconsin (2/23/12)
6. 32 -- Jarrod Uthoff vs. Iowa State (12/10/15)
7. 31 -- Devyn Marble vs. Oregon (3/18/12)
8. 30 -- Matt Gatens vs Indiana (2/19/12)
- 30 -- Devyn Marble vs. UNI (12/15/12)
- 30 -- Devyn Marble vs. Xavier (11/28/13)
- 30 -- **Peter Jok vs. Seton Hall (11/17/16)**

Field Goals Made

1. 12 -- Jarrod Uthoff vs. Iowa State (12/10/15)
- 12 -- Matt Gatens vs Wisconsin (2/23/12)
- 12 -- **Peter Jok vs. Nebraska (1/5/17)**
4. 11 -- Jarrod Uthoff vs. Michigan (3/5/16)
- 11 -- Aaron White vs. Davidson (3/20/15)
- 11 -- Aaron White vs. Iowa State (12/13/13)
- 11 -- **Peter Jok vs. Memphis (11/26/16)**
- 11 -- **Peter Jok vs. Seton Hall (11/17/16)**
- 11 -- **Peter Jok vs. Kennesaw St. (11/11/16)**
- 11 -- **Peter Jok vs. Purdue (1/12/17)**

Field Goals Attempted

1. 24 -- Devyn Marble vs. Wisconsin (1/5/14)
- 24 -- **Peter Jok vs. Nebraska (1/5/17)**
3. 23 -- Devyn Marble vs. Xavier (11/28/13)
- 23 -- Devyn Marble vs. Villanova (11/30/13)
5. 21 -- Jarrod Uthoff vs. Temple (3/18/16)
- 21 -- Matt Gatens vs. Minnesota (1/16/11)
- 21 -- **Peter Jok vs. Seton Hall (11/17/16)**
- 21 -- **Peter Jok vs. Omaha (12/3/16)**

3-Point FG Made

1. **8 -- Peter Jok vs. Memphis (11/26/16)**
2. **8 -- Jordan Bohannon vs. Maryland (2/25/17)**
3. **7 -- Jordan Bohannon vs Notre Dame (11/29/16)**
- 7 -- Devyn Marble vs Oregon (3/18/12)
- 7 -- Matt Gatens vs Wisconsin (2/23/12)
- 7 -- Matt Gatens vs Indiana (2/19/12)
7. **6 -- Jordan Bohannon vs. Omaha (12/3/16)**
- 6 -- Devyn Marble vs. SCSU (12/19/12)
- 6 -- Devyn Marble vs. Michigan (2/8/14)
- 6 -- Josh Oglesby at Indiana (1/12/12)

3-Point Field Goals Attempted

1. **15 -- Jordan Bohannon at Notre Dame (12/3/16)**
2. **12 -- Jordan Bohannon vs. Omaha (12/3/16)**
3. **11 -- Peter Jok at Notre Dame (11/29/16)**
- 11 -- **Peter Jok vs. Memphis (11/26/16)**
- 11 -- **Peter Jok vs. Nebraska (1/5/17)**
- 11 -- Peter Jok vs. Penn State (2/17/16)
- 11 -- Jarrod Uthoff vs. N'western (2/15/15)
- 11 -- Josh Oglesby at Wisconsin (2/6/13)

Free Throws Made

1. **22 -- Peter Jok vs. Indiana (2/21/17) ***
2. 14 -- Roy Devyn Marble vs. UNI (12/15/12)
- 14 -- Aaron White vs. Texas (11/20/14)
4. 13 -- Aaron White vs. Wisconsin (1/19/13)
5. **12 -- Peter Jok vs. Omaha (12/3/16)**
- 12 -- **Peter Jok vs. Memphis (11/26/16)**
- 12 -- Devyn Marble vs. Indiana (12/31/12)
- 12 -- Aaron White vs. Nebraska (1/5/15)
- 12 -- Gabriel Olaseni vs. Nebraska (1/5/15)

Most Rebounds:

1. 18 -- Adam Woodbury vs. Wisconsin (2/24/16)
2. 17 -- Aaron White vs. Iowa State (12/13/13)
3. 16 -- Gabriel Olaseni at Purdue (1/24/15)
4. 15 -- Jarrod Uthoff vs. Minnesota (2/14/16)
- 15 -- Adam Woodbury vs. Indiana (2/11/16)
- 15 -- Adam Woodbury vs. Penn State (2/3/16)
- 15 -- Aaron White vs. Omaha (11/10/13)
- 15 -- Jarryd Cole vs. UNI (12/7/10)

Most Assists

1. 12 -- Mike Gesell vs. Minnesota (2/14/16)
- 12 -- Mike Gesell vs. Coppin State (11/15/15)
3. 11 -- Mike Gesell vs. Michigan (3/5/16)
- 11 -- Devyn Marble vs. Wisconsin (2/22/14)
- 11 -- Bryce Cartwright vs. Dayton (3/13/12)
6. 10 -- Mike Gesell vs. Nebraska (1/5/16)
- 10 -- Mike Gesell vs. Tenn. Tech (12/22/15)
- 10 -- Bryce Cartwright at Oregon (3/18/12)
- 10 -- Bryce Cartwright vs Mich St (2/2/11)

Most Steals

1. 7 -- Eric May vs SIUE (11/26/10)
- 6 -- Roy Devyn Marble vs. Penn (11/22/13)
- 6 -- Eric May at Wake Forest (11/30/10)
4. 5 -- Jarryd Cole at Mich St (3/2/11)
- 5 -- Matt Gatens vs Idaho St (12/4/10)
- 5 -- Aaron White vs. North Florida (12/22/14)
- 5 -- Mike Gesell at Penn State (2/28/15)

Most Blocks

1. 7 -- Melsahn Basabe vs. Iowa St (12/10/10)
- 7 -- Gabriel Olaseni vs. Illinois (3/5/13)
3. **6 -- Nicholas Baer at Nebraska (1/5/17)**
- 6 -- Jarrod Uthoff vs. Minnesota (2/14/16)
- 6 -- Jarrod Uthoff vs. Michigan State (12/29/15)
- 6 -- Nicholas Baer vs. Drake (12/19/15)
- 6 -- Melsahn Basabe vs Ohio St (1/4/11)

Game 1 - Iowa 91, Kennesaw State 74

Official Basketball Box Score -- Game Totals -- Final Statistics
Kennesaw State vs Iowa
11/11/16 8:35 p.m. at Carver-Hawkeye Arena - Iowa City, IA

Kennesaw State 74 • 0-1

#	Player	Total			Rebounds			PF	TP	A	TO	Blk	Stl	Min	
		FG-FGA	3-PT	FT-FTA	Off	Def	Tot								
02	Jones, Jordan	r	1-3	0-0	0-1	0	3	3	2	1	1	0	1	19	
14	Williams, Aubrey	r	3-4	0-0	1-2	4	4	8	4	7	1	3	0	20	
00	Ray, Kendrick	g	6-16	0-2	0-0	2	0	2	4	12	2	0	0	23	
11	Clarke, Kyle	g	1-3	0-0	2-3	0	1	1	3	4	6	3	0	20	
21	Masterson, Nick	g	11-16	7-10	0-1	1	2	3	1	29	1	5	0	31	
04	Hooker, Tyler	g	2-11	1-1	0-2	2	1	3	1	5	4	1	0	20	
10	Nielsen, Johannes	g	4-7	0-0	0-0	2	1	3	2	8	1	0	0	21	
13	Wilson, Anthony	g	2-10	0-2	2-3	3	4	7	2	6	1	0	0	17	
24	Burnett, Josh	g	0-0	0-0	0-0	0	1	1	1	0	1	1	0	9	
35	Cameron, Zach	g	0-0	0-0	1-3	1	6	7	4	1	1	2	1	20	
Team						2	1	3							
Totals			30-70	8-15	6-15	17	24	41	25	74	19	21	1	9	200

FG % 1st Half: 11-31 35.5% 2nd half: 19-39 48.7% Game: 30-70 42.9%
3FG % 1st Half: 3-5 60.0% 2nd half: 5-10 50.0% Game: 8-15 53.3%
FT % 1st Half: 0-4 0.0% 2nd half: 6-11 54.5% Game: 6-15 40.0%

Iowa 91 • 1-0

#	Player	Total			Rebounds			PF	TP	A	TO	Blk	Stl	Min	
		FG-FGA	3-PT	FT-FTA	Off	Def	Tot								
05	Cook, Tyler	r	1-7	0-1	4-4	5	5	10	3	6	1	4	0	21	
25	Uhl, Dom	r	1-3	0-2	6-10	3	2	5	1	8	0	2	0	18	
51	Baer, Nicholas	r	2-6	2-4	4-4	0	3	3	10	2	0	0	0	26	
10	Williams, Christian	g	2-4	0-1	0-0	0	1	1	0	4	5	2	1	19	
14	Jok, Peter	g	11-19	3-8	2-2	0	4	4	1	27	3	2	0	26	
00	Wagner, Ahmad	g	4-4	0-0	4-5	0	5	5	2	12	4	2	4	24	
03	Bohannon, Jordan	g	2-4	2-4	0-0	0	0	0	2	6	2	2	0	21	
04	Moss, Isaiah	g	1-2	0-0	0-0	0	0	0	1	2	0	1	0	4	
11	Rose, Charlie	g	0-0	0-0	0-0	0	1	1	2	0	0	1	0	1	
15	Kriener, Ryan	g	2-3	0-1	2-2	0	3	3	1	6	0	1	0	9	
24	Ellingson, Brady	g	0-1	0-1	0-0	0	1	1	3	0	0	0	0	15	
35	Pemsi, Cordell	g	4-7	0-0	2-7	3	3	6	2	10	0	0	2	16	
Team						0	0	0							
Totals			30-60	7-22	24-34	11	28	39	21	91	17	17	8	9	200

FG % 1st Half: 16-30 53.3% 2nd half: 14-30 46.7% Game: 30-60 50.0%
3FG % 1st Half: 4-11 36.4% 2nd half: 3-11 27.3% Game: 7-22 31.8%
FT % 1st Half: 7-15 46.7% 2nd half: 17-19 89.5% Game: 24-34 70.6%

Officials: D.J. Carstensen, Rob Kueneman, Steve McJunkins
Technical fouls: Kennesaw State-TEAM. Iowa-None.
Attendance: 13007

Score by periods	1st	2nd	Total
Kennesaw State	25	49	74
Iowa	43	48	91

Points	In	Off	2nd	Fast	Bench
KSU	30	11	14	7	20
IOWA	34	27	14	15	36

Last FG - KSU 2nd-00:51, IOWA 2nd-01:52.
Largest lead - KSU None, IOWA by 22 2nd-03:06.
KSU led for 00:00. IOWA led for 39:19. Game was tied for 00:41.

Score tied - 0 times.
Lead changed - 0 times.

Game 2 - Iowa 116, Savannah State 84

Official Basketball Box Score -- Game Totals -- Final Statistics
Savannah State vs Iowa
11/13/16 2:35 p.m. at Carver-Hawkeye Arena - Iowa City, IA

Savannah State 84 • 0-2

#	Player	Total			Rebounds			PF	TP	A	TO	Blk	Stl	Min	
		FG-FGA	3-PT	FT-FTA	Off	Def	Tot								
00	Kelly, Robert	r	2-5	0-2	4-7	1	4	5	1	8	1	5	0	25	
30	Cabeza, Jahir	r	2-6	1-4	0-0	0	3	3	2	5	0	2	3	17	
01	Dasent, Austin	g	3-8	1-3	1-2	1	1	2	4	8	4	2	0	14	
04	Manassa, Troyce	g	5-9	2-2	2-2	3	1	8	11	3	7	3	0	23	
11	Floyd, Joshua	g	3-7	1-3	0-2	1	3	4	3	7	3	3	0	23	
03	Seller, Zach	g	2-4	2-4	0-0	0	0	0	1	6	4	1	0	2	18
12	Wells, Casey	g	1-5	1-5	3-4	0	1	1	0	6	0	0	0	17	
14	Gaines, Jordan	g	4-8	1-2	1-2	0	3	3	2	10	0	2	1	19	
15	Felder, Isaiah	g	1-3	1-1	0-0	0	0	0	0	3	1	0	0	1	4
22	McClanahan, Dexter	g	3-7	1-2	0-0	1	2	3	1	7	2	2	0	1	17
34	Glenn, Maricus	g	3-4	0-0	1-3	1	1	2	3	7	1	2	0	1	13
50	Williams, Kamil	g	1-2	0-0	1-2	1	0	1	1	3	2	1	0	0	10
Team						2	3	5							
Totals			30-68	11-28	13-24	11	29	40	20	84	21	20	4	12	200

FG % 1st Half: 11-30 36.7% 2nd half: 19-38 50.0% Game: 30-68 44.1%
3FG % 1st Half: 5-14 35.7% 2nd half: 6-14 42.9% Game: 11-28 39.3%
FT % 1st Half: 12-19 63.2% 2nd half: 1-5 20.0% Game: 13-24 54.2%

Iowa 116 • 2-0

#	Player	Total			Rebounds			PF	TP	A	TO	Blk	Stl	Min	
		FG-FGA	3-PT	FT-FTA	Off	Def	Tot								
05	Cook, Tyler	r	7-9	0-0	0-1	2	2	4	2	14	2	1	0	0	15
25	Uhl, Dom	r	1-4	1-4	0-0	2	2	4	1	3	2	2	0	0	13
51	Baer, Nicholas	r	3-6	3-5	0-0	1	1	2	2	9	6	0	2	2	15
10	Williams, Christian	g	0-1	0-0	1-2	0	4	4	1	1	4	0	0	1	19
14	Jok, Peter	g	5-15	3-10	0-0	3	3	6	0	13	3	1	0	0	23
00	Wagner, Ahmad	g	1-4	0-0	2-4	5	4	9	4	4	3	1	0	0	16
01	Dailey, Maishe	g	2-3	2-3	0-0	1	2	3	2	6	0	2	1	2	13
03	Bohannon, Jordan	g	2-8	2-6	0-0	0	2	2	1	6	7	1	0	0	21
04	Moss, Isaiah	g	3-13	3-9	0-0	0	1	1	3	9	1	1	2	1	19
11	Rose, Charlie	g	1-2	0-0	0-0	0	0	0	0	2	0	0	0	0	1
15	Kriener, Ryan	g	3-6	0-0	2-2	2	3	5	2	8	1	3	0	0	10
24	Ellingson, Brady	g	7-9	4-6	5-5	0	1	1	1	23	1	1	0	0	17
35	Pemsi, Cordell	g	7-7	0-0	4-4	2	7	9	1	18	3	2	0	0	18
Team						1	1	2							
Totals			42-87	18-43	14-20	19	33	52	20	116	33	15	5	6	200

FG % 1st Half: 20-42 47.6% 2nd half: 22-45 48.9% Game: 42-87 48.3%
3FG % 1st Half: 11-25 44.0% 2nd half: 7-18 38.9% Game: 18-43 41.9%
FT % 1st Half: 8-10 80.0% 2nd half: 6-10 60.0% Game: 14-20 70.0%

Officials: Larry Sciroto, Bill Ek, Brandon Cruz
Technical fouls: Savannah State-None. Iowa-None.
Attendance: 11371

Score by periods	1st	2nd	Total
Savannah State	39	45	84
Iowa	59	57	116

Points	In	Off	2nd	Fast	Bench
SSU	38	16	8	8	42
IOWA	44	29	23	4	76

Last FG - SSU 2nd-00:01, IOWA 2nd-00:12.
Largest lead - SSU by 2 1st-18:41, IOWA by 35 2nd-00:52.
SSU led for 00:14. IOWA led for 38:05. Game was tied for 01:41.

Score tied - 1 time.
Lead changed - 1 time.

Game 3 - Seton Hall 91, Iowa 83

Official Basketball Box Score -- Game Totals -- Final Statistics
Seton Hall vs Iowa
11/17/16 8:06 p.m. at Carver-Hawkeye Arena - Iowa City, IA

Seton Hall 91 • 3-0

#	Player	Total			Rebounds			PF	TP	A	TO	Blk	Stl	Min	
		FG-FGA	3-PT	FT-FTA	Off	Def	Tot								
14	Sanogo, Ismael	r	2-4	0-0	0-1	1	2	3	4	0	2	0	1	14	
20	Rodriguez, Desi	r	9-19	2-3	5-10	1	8	9	2	25	2	0	0	33	
31	Delgado, Angel	r	2-6	0-0	5-6	3	8	11	3	9	2	1	0	0	27
00	Carrington, Khadeen	g	9-18	1-5	1-6	0	4	4	2	20	3	3	0	1	37
30	Jones, Madison	g	2-2	0-0	1-2	0	3	3	4	5	4	2	0	2	21
01	Nzei, Michael	g	0-0	0-0	0-0	1	1	2	4	0	0	0	1	0	10
04	Gordon, Eron	g	0-1	0-1	0-0	0	0	0	1	0	0	1	0	0	8
13	Powell, Myles	g	9-14	5-7	3-3	1	0	1	2	26	0	2	1	2	28
25	Anthony, Rashed	g	0-0	0-0	0-0	1	0	1	1	0	0	0	0	1	12
33	Singh, Veer	g	0-1	0-1	2-3	0	2	2	1	2	0	1	0	0	10
Team						1	1	2							
Totals			33-65	8-17	17-31	9	29	38	24	91	11	12	2	10	200

FG % 1st Half: 14-36 38.9% 2nd half: 19-29 65.5% Game: 33-65 50.8%
3FG % 1st Half: 4-8 50.0% 2nd half: 4-9 44.4% Game: 8-17 47.1%
FT % 1st Half: 10-17 58.8% 2nd half: 7-14 50.0% Game: 17-31 54.8%

Iowa 83 • 2-1

#	Player	Total			Rebounds			PF	TP	A	TO	Blk	Stl	Min	
		FG-FGA	3-PT	FT-FTA	Off	Def	Tot								
05	Cook, Tyler	r	9-15	1-3	5-12	1	1	2	1	24	1	2	0	1	32
25	Uhl, Dom	r	2-5	1-2	3-4	3	7	10	4	8	0	2	0	0	25
51	Baer, Nicholas	r	2-5	1-3	1-2	2	4	6	3	6	2	1	3	3	29
10	Williams, Christian	g	2-6	2-2	0-0	1	4	5	3	6	4	3	0	2	24
14	Jok, Peter	g	11-21	2-8	6-6	2	9	11	2	30	4	1	0	2	36
00	Wagner, Ahmad	g	0-1	0-0	1-4	1	1	2	3	1	0	1	0	0	20
03	Bohannon, Jordan	g	0-2	0-1	3-4	0	3	3	2	3	4	3	0	1	19
04	Moss, Isaiah	g	0-1	0-0	0-0	0	0	0	1	0	0	0	0	0	2
23	Jones, Dale	g	0-1	0-0	0-0	0	1	1	1	0	1	1	0	0	2
24	Ellingson, Brady	g	1-1	1-1	0-0	0	0	0	3	3	0	1	0	0	5
35	Pemsi, Cordell	g	1-3	0-1	0-0	1	4	5	1	2	0	2	0	0	6
Team						1	0	1							
Totals			28-61	8-21	19-32	12	34	46	24	83	16	17	3	9	200

Game 5 - #6/7 Virginia 74, Iowa 41

Official Basketball Box Score -- Game Totals -- Final Statistics

Virginia vs Iowa
11/25/16 6:10 p.m. at The Arena - Niceville, FL

Virginia 74 • 5-0

#	Player	Total		3-Ptr		Rebounds			PF	TP	A	TO	Blk	Stl	Min
		FG-FGA	FG-FTA	FG-FGA	FG-FTA	Off	Def	Tot							
00	Hall, Devon	2-5	2-3	0-0	0	3	3	0	6	1	1	0	1	19	
21	Wilkins, Isaiah	4-5	0-0	3-4	2	1	3	1	11	3	1	2	1	26	
30	Perrantes, London	5-9	2-4	0-0	0	3	3	0	12	4	1	0	2	29	
33	Salt, Jack	2-4	0-0	0-0	0	1	1	3	4	0	0	1	0	17	
51	Thompson, Darius	2-6	2-4	4-4	1	2	3	0	10	4	0	0	0	22	
04	Shayok, Marial	3-9	0-2	0-0	1	2	3	3	6	0	0	0	3	19	
05	Guy, Kyle	1-7	1-3	0-2	1	3	4	0	3	3	1	0	1	20	
11	Jerome, Ty	1-1	1-1	0-1	0	0	0	1	3	1	0	0	0	11	
25	Diakite, Mamadi	2-5	0-0	1-2	2	2	4	3	5	0	0	2	0	16	
31	Reuter, Jarred	7-9	0-0	0-0	2	7	9	2	14	2	1	0	1	21	
	Team				2	1	3								
	Totals	29-60	8-17	8-13	11	25	36	13	74	18	5	5	9	200	

FG % 1st Half: 16-31 51.6% 2nd half: 13-29 44.8% Game: 29-60 48.3%
3FG % 1st Half: 5-9 55.6% 2nd half: 3-8 37.5% Game: 8-17 47.1%
FT % 1st Half: 2-2 100.0% 2nd half: 6-11 54.5% Game: 8-13 61.5%

Iowa 41 • 3-2

#	Player	Total		3-Ptr		Rebounds			PF	TP	A	TO	Blk	Stl	Min
		FG-FGA	FG-FTA	FG-FGA	FG-FTA	Off	Def	Tot							
05	Cook, Tyler	2-6	0-1	2-5	3	3	6	1	6	2	4	1	1	29	
25	Uhl, Dom	4-9	1-4	0-0	1	4	5	1	9	0	5	0	0	21	
51	Baer, Nicholas	1-1	0-0	2-2	4	2	6	3	4	1	1	0	0	16	
10	Williams, Christian	0-2	0-0	0-0	0	1	1	4	0	1	0	0	0	22	
14	Jok, Peter	5-14	3-8	0-0	0	1	1	2	13	2	1	0	0	27	
00	Wagner, Ahmad	1-3	0-0	0-0	0	0	0	2	2	2	1	0	2	18	
01	Dailey, Maishe	0-0	0-0	0-0	0	1	1	0	0	0	0	0	0	2	
03	Bohannon, Jordan	2-8	2-6	0-0	1	3	4	1	6	0	3	0	0	23	
04	Moss, Isaiah	0-3	0-2	0-0	0	1	1	0	0	0	1	0	0	12	
15	Kriener, Ryan	0-1	0-1	0-0	0	0	0	0	0	0	0	0	0	5	
24	Ellingson, Brady	0-1	0-1	0-0	0	0	0	2	0	0	0	0	0	8	
35	Pemsl, Cordell	0-0	0-0	1-3	2	3	5	1	1	0	2	1	0	17	
	Team				1	3	4								
	Totals	15-48	6-23	5-10	12	22	34	17	41	8	18	2	3	200	

FG % 1st Half: 7-24 29.2% 2nd half: 8-24 33.3% Game: 15-48 31.3%
3FG % 1st Half: 2-11 18.2% 2nd half: 4-12 33.3% Game: 6-23 26.1%
FT % 1st Half: 3-4 75.0% 2nd half: 2-6 33.3% Game: 5-10 50.0%

Officials: Mike Eades, Doug Shows, Steve Olson
Technical fouls: Virginia-None. Iowa-None.
Attendance: 2196
2016 Emerald Coast Classic

Score by periods	1st	2nd	Total
Virginia	39	35	74
Iowa	19	22	41

Last FG - UVA 2nd-00:56, IOWA 2nd-03:12.
Largest lead - UVA by 33 2nd-00:56, IOWA by 2 1st-18:40.
IOWA led for 38:25. IOWA led for 00:15. Game was tied for 01:20.

Points	In	Off	2nd	Fast	Bench
UVA	32	19	19	9	31
IOWA	12	3	9	0	9

Score tied - 0 times.
Lead changed - 1 time.

Game 6 - Memphis 100, Iowa 92

Official Basketball Box Score -- Game Totals -- Final Statistics

Iowa vs Memphis
11/26/16 3:00 p.m. at The Arena - Niceville, FL

Iowa 92 • 3-3

#	Player	Total		3-Ptr		Rebounds			PF	TP	A	TO	Blk	Stl	Min
		FG-FGA	FG-FTA	FG-FGA	FG-FTA	Off	Def	Tot							
05	Cook, Tyler	6-9	0-0	5-6	3	4	7	2	17	2	3	2	1	33	
25	Uhl, Dom	2-5	0-3	2-2	0	4	1	1	6	1	2	0	0	26	
51	Baer, Nicholas	2-3	1-2	0-0	0	1	1	5	1	0	0	0	0	16	
10	Williams, Christian	1-5	0-1	0-0	0	0	0	1	2	3	2	0	2	16	
14	Jok, Peter	11-16	8-11	12-12	1	5	6	1	42	0	5	0	1	36	
00	Wagner, Ahmad	1-2	0-0	2-2	2	3	5	4	4	2	1	0	0	13	
03	Bohannon, Jordan	2-8	1-4	0-0	0	0	0	3	5	6	4	0	2	24	
04	Moss, Isaiah	1-2	0-1	0-0	0	0	0	0	2	0	0	0	0	2	
24	Ellingson, Brady	1-1	1-1	0-0	0	3	3	0	3	1	0	0	0	16	
35	Pemsl, Cordell	3-4	0-0	0-2	0	4	4	0	6	0	1	2	0	18	
	Team				2	0	2								
	Totals	30-55	11-23	21-24	8	24	32	17	92	16	18	4	6	200	

FG % 1st Half: 18-30 60.0% 2nd half: 12-25 48.0% Game: 30-55 54.5%
3FG % 1st Half: 6-13 46.2% 2nd half: 5-10 50.0% Game: 11-23 47.8%
FT % 1st Half: 9-10 90.0% 2nd half: 12-14 85.7% Game: 21-24 87.5%

Memphis 100 • 5-1

#	Player	Total		3-Ptr		Rebounds			PF	TP	A	TO	Blk	Stl	Min
		FG-FGA	FG-FTA	FG-FGA	FG-FTA	Off	Def	Tot							
01	Lawson, Detric	15-22	0-2	5-7	6	5	11	3	35	3	1	1	1	38	
15	Rykhoek, Chad	1-2	0-0	0-0	0	1	1	3	2	0	1	0	0	9	
00	Lawson, K.J.	8-17	0-1	1-3	4	6	10	0	17	4	2	0	0	39	
03	Martin, Jeremiah	5-9	3-5	1-2	1	2	3	3	14	5	2	0	4	30	
05	Crawford, Markel	5-10	1-4	5-6	2	1	3	5	16	2	0	1	1	35	
10	Kessee, Christian	0-1	0-0	1-2	0	0	0	1	1	1	0	0	1	10	
12	Randall, Craig	6-11	3-6	0-0	0	2	2	3	15	2	1	0	2	32	
42	McDowell, Jake	0-0	0-0	0-0	0	0	0	1	0	0	0	0	0	7	
	Team				0	1	1								
	Totals	40-72	7-18	13-20	13	18	31	19	100	17	7	1	9	200	

FG % 1st Half: 24-39 61.5% 2nd half: 16-33 48.5% Game: 40-72 55.6%
3FG % 1st Half: 3-9 33.3% 2nd half: 4-9 44.4% Game: 7-18 38.9%
FT % 1st Half: 3-3 100.0% 2nd half: 10-17 58.8% Game: 13-20 65.0%

Officials: Doug Shows, Mike Eades, Tony Chiazza
Technical fouls: Iowa-None. Memphis-None.
Attendance: 2196
2016 Emerald Coast Classic

Score by periods	1st	2nd	Total
Iowa	51	41	92
Memphis	54	46	100

Points	In	Off	2nd	Fast	Bench
IOWA	32	11	12	0	20
MEM	54	21	22	0	16

Last FG - IOWA 2nd-03:58, MEM 2nd-01:47.
Largest lead - IOWA by 5 2nd-16:33, MEM by 12 1st-14:48.
IOWA led for 05:11. MEM led for 32:32. Game was tied for 02:17.

Score tied - 3 times.
Lead changed - 12 times.

Game 7 - Notre Dame 92, Iowa 78

Official Basketball Box Score -- Game Totals -- Final Statistics

Iowa vs Notre Dame
11/29/16 9:05 p.m. at Notre Dame, Ind.

Iowa 78 • 3-4

#	Player	Total		3-Ptr		Rebounds			PF	TP	A	TO	Blk	Stl	Min
		FG-FGA	FG-FTA	FG-FGA	FG-FTA	Off	Def	Tot							
35	Pemsl, Cordell	8-9	0-0	2-3	0	5	2	4	18	3	1	0	1	23	
51	Baer, Nicholas	3-10	1-4	1-2	6	6	12	2	8	1	0	0	3	27	
03	Bohannon, Jordan	7-18	7-15	2-2	1	1	2	3	23	7	1	0	0	32	
04	Moss, Isaiah	2-4	1-2	0-0	0	2	2	2	5	5	0	1	0	24	
14	Jok, Peter	4-20	2-11	5-7	1	5	6	3	15	1	2	0	2	36	
00	Wagner, Ahmad	0-2	0-0	0-0	0	0	0	3	0	1	0	0	0	6	
10	Williams, Christian	1-2	0-0	0-0	1	2	3	2	2	0	0	0	0	15	
15	Kriener, Ryan	0-1	0-0	0-0	0	0	0	2	0	0	1	0	1	2	
24	Ellingson, Brady	2-3	1-2	0-0	0	0	0	1	5	0	0	0	1	19	
25	Uhl, Dom	0-2	0-1	2-2	1	0	1	0	2	2	1	1	0	16	
	Team				2	2	4	1							
	Totals	27-71	12-35	12-16	12	20	32	23	78	22	6	2	8	200	

FG % 1st Half: 14-37 37.8% 2nd half: 13-34 38.2% Game: 27-71 38.0%
3FG % 1st Half: 7-19 36.8% 2nd half: 5-16 31.3% Game: 12-35 34.3%
FT % 1st Half: 4-5 80.0% 2nd half: 8-11 72.7% Game: 12-16 75.0%

Notre Dame 92 • 7-0

#	Player	Total		3-Ptr		Rebounds			PF	TP	A	TO	Blk	Stl	Min
		FG-FGA	FG-FTA	FG-FGA	FG-FTA	Off	Def	Tot							
03	V.J. Beachem	5-10	4-8	2-2	0	5	5	2	16	1	2	0	1	36	
23	Martinas Geben	1-1	0-0	0-2	2	7	9	5	2	0	1	1	0	11	
35	Bonzie Colson	6-14	0-3	12-12	6	11	17	3	24	0	1	3	0	37	
05	Matt Farrell	5-12	2-6	4-4	0	1	1	1	16	7	5	1	0	38	
32	Steve Vasturia	6-12	3-5	7-7	2	7	9	3	22	3	2	0	1	38	
00	Rex Pflueger	1-2	1-1	0-0	0	2	2	1	3	0	0	1	1	24	
01	Austin Torres	1-2	0-0	0-0	1	0	1	2	2	0	0	0	0	5	
02	T.J. Gibbs	1-2	0-0	2-3	0	0	0	0	4	0	2	0	0	3	
04	Matt Ryan	0-0	0-0	3-3	0	0	0	0	3	0	1	0	1	8	
	Team				0	1	1								
	Totals	26-55	10-23	30-33	11	34	45	17	92	11	14	6	4	200	

FG % 1st Half: 11-24 45.8% 2nd half: 15-31 48.4% Game: 26-55 47.3%
3FG % 1st Half: 4-8 50.0% 2nd half: 6-15 40.0% Game: 10-23 43.5%
FT % 1st Half: 15-16 93.8% 2nd half: 15-17 88.2% Game: 30-33 90.9%

Officials: Brian Dorsey, Michael Roberts, James Breeding
Technical fouls: Iowa-Pemsl, Cordell; TEAM. Notre Dame-Bonzie Colson.
Attendance: 7660

Score by periods	1st	2nd	Total
Iowa	39	39	78
Notre Dame	41	51	92

Last FG - IOWA 2nd-00:37, ND 2nd-00:14.
Largest lead - IOWA by 3 1st-14:19, ND by 7 1st-22:09.
IOWA led for 04:24. ND led for 32:24. Game was tied for 03:12.

Score tied - 3 times.
Lead changed - 10 times.

Game 8 - Omaha 98, Iowa 89

Official Basketball Box Score -- Game Totals -- Final Statistics

Omaha vs Iowa
12/03/16 1:05 p.m. at Carver-Hawkeye Arena - Iowa City, IA

Omaha 98 • 4-4

#	Player	Total		3-Ptr		Rebounds			PF	TP	A	TO	Blk	Stl	Min
		FG-FGA	FG-FTA	FG-FGA	FG-FTA	Off	Def	Tot							
1															

Game 9 - Iowa 95, Stetson 68

Official Basketball Box Score -- Game Totals -- Final Statistics
Stetson vs Iowa
 12/05/16 6 p.m. at Carver-Hawkeye Arena - Iowa City, IA

Stetson 68 • 4-6

#	Player	Total		3-Ptr		Rebounds			PF	TP	A	TO	Blk	Stl	Min
		FG-FGA	FT-FTA	FG-FGA	FT-FTA	Off	Def	Tot							
22	Newton, Derick	5-12	1-2	1-2	2	3	5	1	12	3	2	0	0	0	29
14	Dennis, Larry	0-1	0-0	0-0	0	0	0	4	0	1	1	0	0	6	
04	Myles, Divine	4-11	0-0	0-0	1	3	4	3	8	4	1	1	0	32	
05	Rivera, Angel	0-3	0-2	2-2	1	4	5	1	2	4	0	0	0	30	
33	Doyle, Luke	4-13	3-11	0-0	0	5	5	2	11	2	1	0	0	28	
03	Glasford, B.J.	3-11	2-7	0-0	2	6	8	3	8	0	1	0	2	20	
15	Verk, Clay	1-5	0-1	3-6	2	1	3	3	5	0	1	0	0	21	
23	Ndahi, Kevin	3-3	0-0	2-3	2	4	6	3	8	0	1	2	0	12	
35	Goodman, Leo	5-13	2-7	2-3	1	2	3	3	14	2	0	0	0	22	
Team						3 1 4									
Totals		25-72	8-33	10-16	14	29	43	23	68	16	10	3	3	200	

FG % 1st Half: 11-37 29.7% 2nd half: 14-35 40.0% Game: 25-72 34.7% Deadball Rebounds 2
 3FG % 1st Half: 4-14 28.6% 2nd half: 4-19 21.1% Game: 8-33 24.2%
 FT % 1st Half: 2-4 50.0% 2nd half: 8-12 66.7% Game: 10-16 62.5%

Iowa 95 • 4-5

#	Player	Total		3-Ptr		Rebounds			PF	TP	A	TO	Blk	Stl	Min
		FG-FGA	FT-FTA	FG-FGA	FT-FTA	Off	Def	Tot							
00	Wagner, Ahmad	3-4	0-0	2-5	1	5	6	2	8	1	0	2	0	13	
35	Pemsl, Cordell	9-11	0-0	3-5	5	3	8	3	21	2	0	2	0	22	
03	Bohannon, Jordan	1-9	0-3	0-0	0	1	1	1	2	5	2	0	1	26	
04	Moss, Isaiah	8-13	5-8	0-0	1	5	6	2	21	2	2	0	2	32	
14	Jok, Peter	4-13	1-7	6-8	1	7	8	1	15	7	0	0	0	25	
01	Dalley, Maishe	2-3	0-0	1-2	1	3	4	1	5	0	0	0	0	11	
10	Williams, Christian	3-6	0-1	0-0	1	5	6	1	6	1	1	0	0	19	
11	Rose, Charlie	0-1	0-1	0-0	0	0	0	0	0	0	0	0	0	2	
15	Kriener, Ryan	1-1	0-0	0-0	1	2	3	1	2	0	0	1	0	6	
24	Ellingson, Brady	1-4	0-2	0-0	0	1	1	1	2	0	0	0	0	12	
25	Uhl, Dom	2-3	0-0	2-4	1	1	2	1	6	1	0	0	1	12	
51	Baer, Nicholas	2-5	0-1	3-4	2	3	5	1	7	2	0	0	1	20	
Team						1 1 2									
Totals		36-73	6-23	17-28	15	37	52	15	95	21	5	5	5	200	

FG % 1st Half: 14-31 45.2% 2nd half: 22-42 52.4% Game: 36-73 49.3% Deadball Rebounds 4
 3FG % 1st Half: 3-12 25.0% 2nd half: 3-11 27.3% Game: 6-23 26.1%
 FT % 1st Half: 13-22 59.1% 2nd half: 4-6 66.7% Game: 17-28 60.7%

Officials: Gene Steratore, Rob Riley, Steve McJunkins
 Technical fouls: Stetson-None. Iowa-None.
 Attendance: 9839

Score by periods	1st	2nd	Total
Stetson	28	40	68
Iowa	44	51	95

Points	In	Off	2nd	Fast	Bench
STET	20	5	9	6	35
IOWA	50	8	23	14	28

Last FG - STET 2nd-00:58, IOWA 2nd-00:35.
 Largest lead - STET None, IOWA by 30 2nd-05:29.
 STET led for 00:00. IOWA led for 39:26. Game was tied for 00:08.

Score tied - 0 times.
 Lead changed - 0 times.

Game 10 - Iowa 78, #25 Iowa State 64

Official Basketball Box Score -- Game Totals -- Final Statistics
Iowa State vs Iowa
 12/08/16 7 p.m. at Carver-Hawkeye Arena - Iowa City, IA

Iowa State 64 • 6-3

#	Player	Total		3-Ptr		Rebounds			PF	TP	A	TO	Blk	Stl	Min
		FG-FGA	FT-FTA	FG-FGA	FT-FTA	Off	Def	Tot							
05	Holden, Merrill	0-1	0-0	1-2	1	0	1	2	1	0	1	0	0	13	
30	Burton, Deonte	5-13	0-3	0-0	3	5	8	3	10	2	2	0	1	30	
11	Morris, Monte	4-15	2-6	0-1	1	4	5	3	10	5	2	0	1	37	
15	Mitrou-Long, Naz	3-8	2-6	2-2	1	0	1	4	10	0	2	0	2	26	
21	Thomas, Matt	6-14	2-7	0-0	1	5	6	4	14	0	0	0	1	25	
01	Weiler-Babb, Nick	4-8	1-4	1-2	0	4	4	2	10	1	1	0	1	24	
04	Jackson, Donovan	0-4	0-3	0-0	0	0	0	2	0	1	0	0	0	12	
10	Bowie, Darrell	2-5	1-1	0-0	3	5	8	4	5	0	3	1	0	19	
33	Young, Solomon	1-2	0-0	2-2	1	1	2	1	4	0	0	0	1	14	
Team						2 2 4									
Totals		25-70	8-30	6-9	13	26	39	25	64	9	11	1	7	200	

FG % 1st Half: 11-32 34.4% 2nd half: 14-38 36.8% Game: 25-70 35.7% Deadball Rebounds 0
 3FG % 1st Half: 3-15 20.0% 2nd half: 5-15 33.3% Game: 8-30 26.7%
 FT % 1st Half: 4-4 100.0% 2nd half: 2-5 40.0% Game: 6-9 66.7%

Iowa 78 • 5-5

#	Player	Total		3-Ptr		Rebounds			PF	TP	A	TO	Blk	Stl	Min
		FG-FGA	FT-FTA	FG-FGA	FT-FTA	Off	Def	Tot							
00	Wagner, Ahmad	1-2	0-0	2-4	2	3	5	3	4	2	2	0	0	21	
35	Pemsl, Cordell	4-7	0-0	3-5	1	4	5	3	11	0	2	1	0	28	
03	Bohannon, Jordan	2-8	2-6	2-2	0	5	5	1	8	4	3	0	0	30	
04	Moss, Isaiah	6-11	1-4	1-2	2	2	4	1	14	1	1	1	1	31	
14	Jok, Peter	9-17	4-7	1-2	0	9	9	3	23	3	4	0	2	35	
10	Williams, Christian	0-1	0-1	2-2	0	1	1	0	2	2	1	0	0	11	
24	Ellingson, Brady	1-1	1-1	0-0	0	2	2	0	3	1	0	0	0	12	
25	Uhl, Dom	1-4	1-1	0-0	0	2	2	0	3	0	0	0	0	15	
51	Baer, Nicholas	2-4	0-2	6-7	2	6	8	4	10	0	0	1	2	17	
Team						0 1 1									
Totals		26-55	9-22	17-24	7	35	42	15	78	13	13	3	5	200	

FG % 1st Half: 16-27 59.3% 2nd half: 10-28 35.7% Game: 26-55 47.3% Deadball Rebounds 3
 3FG % 1st Half: 6-10 60.0% 2nd half: 3-12 25.0% Game: 9-22 40.9%
 FT % 1st Half: 6-10 60.0% 2nd half: 11-14 78.6% Game: 17-24 70.8%

Officials: Terry Wymer, Tom Eades, Bert Smith
 Technical fouls: Iowa State-None. Iowa-None.
 Attendance: 13956
 Iowa Corn Cy-Hawk Series

Score by periods	1st	2nd	Total
Iowa State	29	35	64
Iowa	44	34	78

Points	In	Off	2nd	Fast	Bench
ISU	24	5	11	4	19
IOWA	38	9	3	13	18

Last FG - ISU 2nd-00:52, IOWA 2nd-01:02.
 Largest lead - ISU by 4 1st-18:14, IOWA by 17 2nd-19:35.
 ISU led for 03:06. IOWA led for 36:31. Game was tied for 00:23.

Score tied - 0 times.
 Lead changed - 3 times.

Game 11 - Iowa 69, Northern Iowa 46

UNI vs Iowa
 12/17/16 3:31 p.m. at Wells Fargo Arena - Des Moines, IA

UNI 46 • 5-5

#	Player	Total		3-Ptr		Rebounds			PF	TP	A	TO	Blk	Stl	Min
		FG-FGA	FT-FTA	FG-FGA	FT-FTA	Off	Def	Tot							
02	Carlson, Clint	1-5	0-3	0-0	3	3	6	2	2	3	0	0	2	31	
03	Friedman, Ted	0-0	0-0	0-2	2	2	4	2	0	0	1	0	0	16	
13	McCloud, Juwan	1-8	0-3	0-0	0	0	0	0	2	1	3	0	2	25	
20	Morgan, Jeremy	4-13	1-6	5-6	0	9	9	1	14	4	2	1	0	32	
30	Haldeman, Spencer	3-12	2-7	4-4	0	0	0	2	12	0	0	0	1	27	
15	Dahl, Justin	0-0	0-0	0-0	0	0	0	0	0	0	0	0	0	4	
21	Rhodes, Hunter	0-0	0-0	0-0	0	1	1	0	0	1	0	0	0	9	
23	Ashton, Jordan	0-2	0-0	0-0	0	3	3	1	0	0	2	0	0	17	
24	Brown, Isaiah	1-3	0-1	0-0	0	1	1	0	2	0	0	0	0	8	
25	Koch, Bennett	0-2	0-0	0-0	0	0	0	4	0	0	0	0	0	7	
33	Lohaus, Wyatt	4-10	2-5	0-0	1	1	2	0	10	0	1	0	0	20	
34	McDonnell, Luke	1-1	1-1	1-2	1	1	2	0	4	0	0	0	0	4	
Team						1 0 1									
Totals		15-56	6-26	10-14	8	21	29	12	46	9	11	1	5	200	

FG % 1st Half: 6-31 19.4% 2nd half: 9-25 36.0% Game: 15-56 26.8% Deadball Rebounds 4-1
 3FG % 1st Half: 3-16 18.8% 2nd half: 3-10 30.0% Game: 6-26 23.1%
 FT % 1st Half: 1-3 33.3% 2nd half: 9-11 81.8% Game: 10-14 71.4%

Iowa 69 • 6-5

#	Player	Total		3-Ptr		Rebounds			PF	TP	A	TO	Blk	Stl	Min
		FG-FGA	FT-FTA	FG-FGA	FT-FTA	Off	Def	Tot							
00	Wagner, Ahmad	3-6	0-0	0-0	2	2	4	3	6	2	3	0	1	26	
03	Bohannon, Jordan	2-7	2-5	0-0	0	4	4	1	6	6	2	0	0	31	
04	Moss, Isaiah	2-6	0-2	3-3	0	1	1	3	7	1	0	0	0	15	
14	Jok, Peter	9-15	3-3	0-0	1	7	8	2	21	0	1	0	0	29	
35	Pemsl, Cordell	4-4	0-												

Game 13 - Iowa 89, Delaware State 57

Official Basketball Box Score -- Game Totals -- Final Statistics
Delaware State vs Iowa
12/22/16 8:05 p.m. at Carver-Hawkeye Arena - Iowa City, IA

Delaware State 57 • 3-11

Box score table for Delaware State vs Iowa. Columns include Player, FG-FGA, 3-Ptr, FT-FTA, Rebounds, PF, TP, A TO Blk Stl, Min. Totals: 16-66, 6-24, 19-26, 18 22 40, 22 57, 9 18 0 7, 200.

Iowa 89 • 8-5

Box score table for Iowa vs Delaware State. Columns include Player, FG-FGA, 3-Ptr, FT-FTA, Rebounds, PF, TP, A TO Blk Stl, Min. Totals: 29-51, 8-20, 23-35, 5 34 39, 20 89, 17 17 4 12, 200.

Game statistics: FG % 1st Half: 5-33 15.2%, 2nd half: 11-33 33.3%, Game: 16-66 24.2%. FT % 1st Half: 8-10 80.0%, 2nd half: 11-16 68.8%, Game: 19-26 73.1%.

Score by periods table for Delaware State vs Iowa. 1st: 20, 2nd: 37, Total: 57.

Last FG - DSU 2nd-00:05, IOWA 2nd-00:20. Largest lead - DSU None, IOWA by 35 2nd-00:20. DSU led for 00:00. IOWA led for 39:33. Game was tied for 00:27.

Game 14 - #15 Purdue 89, Iowa 67

Official Basketball Box Score -- Game Totals -- Final Statistics
Iowa vs Purdue
12/28/16 8:35 PM at Mackey Arena - West Lafayette, IN

Iowa 67 • 8-6, 0-1

Box score table for Iowa vs Purdue. Columns include Player, FG-FGA, 3-Ptr, FT-FTA, Rebounds, PF, TP, A TO Blk Stl, Min. Totals: 25-67, 4-17, 13-13, 10 25 35, 14 67, 16 14 1 9, 200.

Purdue 89 • 12-2, 1-0

Box score table for Purdue vs Iowa. Columns include Player, FG-FGA, 3-Ptr, FT-FTA, Rebounds, PF, TP, A TO Blk Stl, Min. Totals: 34-67, 12-29, 9-10, 6 31 37, 13 89, 27 14 6 7, 200.

Game statistics: FG % 1st Half: 19-34 55.9%, 2nd half: 15-33 45.5%, Game: 34-67 50.7%. FT % 1st Half: 1-1 100.0%, 2nd half: 8-9 88.9%, Game: 9-10 90.0%.

Score by periods table for Purdue vs Iowa. 1st: 25, 2nd: 42, Total: 67.

Last FG - IOWA 2nd-00:02, PURDUE 2nd-02:47. Largest lead - IOWA None, PURDUE by 31 2nd-13:01. IOWA led for 00:00. PURDUE led for 39:07. Game was tied for 00:53.

Game 15 - Iowa 86, Michigan 83 (OT)

Official Basketball Box Score -- Game Totals -- Final Statistics
Michigan vs Iowa
01/01/17 1:20 p.m. at Carver-Hawkeye Arena - Iowa City, IA

Michigan 83 • 10-4, 0-1

Box score table for Michigan vs Iowa. Columns include Player, FG-FGA, 3-Ptr, FT-FTA, Rebounds, PF, TP, A TO Blk Stl, Min. Totals: 34-74, 12-35, 3-5, 14 25 39, 16 83, 21 8 2 7, 225.

Iowa 86 • 9-6, 1-1

Box score table for Iowa vs Michigan. Columns include Player, FG-FGA, 3-Ptr, FT-FTA, Rebounds, PF, TP, A TO Blk Stl, Min. Totals: 33-69, 11-19, 9-15, 14 28 42, 13 86, 15 9 3 6, 225.

Game statistics: FG % 1st Half: 14-35 40.0%, 2nd half: 16-31 51.6%, OT: 4-8 50.0%, Game: 34-74 45.9%. FT % 1st Half: 5-15 33.3%, 2nd half: 6-15 40.0%, OT: 1-5 20.0%, Game: 12-35 34.3%.

Score by periods table for Michigan vs Iowa. 1st: 36, 2nd: 38, OT: 9, Total: 83.

Last FG - MICH OT-00:23, IOWA OT-01:18. Largest lead - MICH by 7 2nd-10:31, IOWA by 7 1st-07:34. MICH led for 14:01. IOWA led for 26:13. Game was tied for 04:46.

Game 16 - Nebraska 93, Iowa 90 (2OT)

Official Basketball Box Score -- Game Totals -- Final Statistics
Iowa vs Nebraska
01/05/17 8:06 p.m. at Pinnacle Bank Arena (Lincoln, Neb.)

Iowa 90 • 9-7, 1-2

Box score table for Iowa vs Nebraska. Columns include Player, FG-FGA, 3-Ptr, FT-FTA, Rebounds, PF, TP, A TO Blk Stl, Min. Totals: 34-77, 9-29, 13-17, 17 34 51, 23 90, 11 19 8 4, 250.

Nebraska 93 • 9-6, 3-0

Box score table for Nebraska vs Iowa. Columns include Player, FG-FGA, 3-Ptr, FT-FTA, Rebounds, PF, TP, A TO Blk Stl, Min. Totals: 32-70, 10-23, 19-35, 14 28 42, 18 93, 18 14 7 14, 250.

Game statistics: FG % 1st Half: 15-35 42.9%, 2nd half: 13-27 48.1%, OT: 6-15 40.0%, Game: 34-77 44.2%. FT % 1st Half: 2-7 28.6%, 2nd half: 5-16 31.3%, OT: 2-6 33.3%, Game: 9-29 31.0%.

Score by periods table for Nebraska vs Iowa. 1st: 34, 2nd: 40, OT: 9, Total: 83.

Last FG - IOWA OT2-01:25, NEB OT2-03:36. Largest lead - IOWA by 4 1st-08:37, NEB by 9 2nd-16:50. IOWA led for 12:34. NEB led for 30:08. Game was tied for 07:18.

Game 17 - Iowa 68, Rutgers 62

Official Basketball Box Score -- Game Totals -- Final Statistics
Rutgers vs Iowa
01/08/16 3:35 p.m. at Carver-Hawkeye Arena - Iowa City, IA

Rutgers 62 • 11-6, 0-4

#	Player	Total			3-Ptr		Rebounds			PF	TP	A	TO	Blk	Stl	Min.
		FG-FGA	FG-FGA	FT-FTA	Off	Def	Off	Def	Tot							
11	Omoruyi, Eugene	r	0-0	0-0	0-0	0	0	0	0	0	0	0	0	0	5	
33	Freeman, Deshawn	r	9-13	1-1	0-0	5	8	13	2	19	1	2	0	0	31	
34	Gettys, C.J.	c	1-6	0-0	0-0	3	4	7	2	2	2	2	1	0	20	
00	Johnson, Nigel	g	5-16	1-6	2-2	1	4	5	0	13	2	4	0	1	36	
03	Sanders, Corey	g	6-17	1-2	0-2	1	2	3	4	13	5	4	0	2	36	
02	Doorson, Shaquille	g	0-0	0-0	0-0	0	0	0	0	0	1	0	0	0	2	
04	Laurent, Jonathan	g	4-6	0-0	0-0	1	0	1	3	8	1	1	0	0	17	
05	Williams, Mike	g	0-4	0-3	0-0	2	2	4	2	0	0	3	0	0	20	
21	Sa, Candido	g	1-5	0-0	0-0	0	2	2	3	2	0	0	0	1	17	
25	Diallo, Ibrahim	g	1-3	0-0	0-0	3	0	3	5	2	1	0	2	1	9	
35	Thiam, Issa	g	1-3	1-3	0-0	0	0	0	1	3	0	1	0	0	7	
Team						3	3	6								
Totals			28-73	4-15	2-4	19	25	44	22	62	13	17	3	10	200	

FG % 1st Half: 15-34 44.1% 2nd half: 13-39 33.3% Game: 28-73 38.4%
 3FG % 1st Half: 2-6 33.3% 2nd half: 2-9 22.2% Game: 4-15 26.7%
 FT % 1st Half: 0-0 0.0% 2nd half: 2-4 50.0% Game: 2-4 50.0%

Iowa 68 • 10-7, 2-2

#	Player	Total			3-Ptr		Rebounds			PF	TP	A	TO	Blk	Stl	Min.
		FG-FGA	FG-FGA	FT-FTA	Off	Def	Off	Def	Tot							
05	Cook, Tyler	r	1-6	0-0	2-4	0	2	2	1	4	0	1	1	1	21	
35	Pemsl, Cordell	r	5-8	0-0	3-5	0	2	2	3	13	1	2	3	0	31	
03	Bohannon, Jordan	g	2-5	0-2	4-4	0	1	1	2	8	8	4	0	1	29	
04	Moss, Isaiah	g	3-4	2-3	0-0	1	1	2	0	8	0	2	0	0	18	
14	Jok, Peter	g	7-18	2-10	2-2	1	10	11	2	18	2	3	0	2	30	
00	Wagner, Ahmad	g	1-1	0-0	0-0	0	0	0	1	2	1	0	0	0	4	
10	Williams, Christian	g	0-2	0-0	0-0	1	1	2	1	0	1	3	0	3	11	
24	Ellingson, Brady	g	0-1	0-1	0-0	0	2	2	0	0	1	0	0	0	8	
25	Uhl, Dom	g	2-4	1-2	5-8	3	5	8	0	10	1	1	5	0	23	
51	Baer, Nicholas	g	2-4	1-2	0-0	3	2	5	2	5	1	2	0	0	25	
Team						0	1	1								
Totals			23-53	6-20	16-23	9	27	36	12	68	16	18	9	10	200	

FG % 1st Half: 13-28 46.4% 2nd half: 10-25 40.0% Game: 23-53 43.4%
 3FG % 1st Half: 6-15 40.0% 2nd half: 0-5 0.0% Game: 6-20 30.0%
 FT % 1st Half: 0-2 0.0% 2nd half: 16-21 76.2% Game: 16-23 69.6%

Officials: Tom Eades, Gene Steratore, Rob Kueneman
 Technical fouls: Rutgers-None. Iowa-None.
 Attendance: 11347
 Fouled Out - Rutgers: Diallo (5:42)

Score by periods	1st	2nd	Total
Rutgers	32	30	62
Iowa	32	36	68

Last FG - Rutgers 2nd-00:01, Iowa 2nd-01:09.
 Largest lead - Rutgers by 9 2nd-10:12, Iowa by 9 2nd-00:11.
 Rutgers led for 23:29. Iowa led for 14:57. Game was tied for 01:34.

Score tied - 4 times.
 Lead changed - 8 times.

Game 18 - Iowa 83, #17/19 Purdue 78

Official Basketball Box Score -- Game Totals -- Final Statistics
Purdue vs Iowa
01/12/16 8:05 p.m. at Carver-Hawkeye Arena - Iowa City, IA

Purdue 78 • 14-4, 3-2

#	Player	Total			3-Ptr		Rebounds			PF	TP	A	TO	Blk	Stl	Min.
		FG-FGA	FG-FGA	FT-FTA	Off	Def	Off	Def	Tot							
12	Edwards, Vincent	r	2-8	1-3	8-8	1	2	3	1	13	4	2	1	2	28	
50	Swanigan, Caleb	r	6-9	2-2	3-4	1	7	8	4	17	3	3	0	0	35	
03	Edwards, Carsen	g	3-7	1-4	1-1	0	4	4	2	8	3	1	0	0	19	
11	Thompson, P.J.	g	2-5	1-4	0-0	3	1	4	1	5	2	1	0	0	30	
31	Mathias, Dakota	g	2-7	2-7	4-4	0	0	0	3	10	4	1	0	2	30	
14	Cline, Ryan	g	4-8	4-8	0-2	0	0	0	1	12	0	1	0	0	23	
44	Haas, Isaac	g	4-8	0-0	5-6	2	4	6	4	13	1	2	0	1	25	
55	Albrecht, Spike	g	0-1	0-0	0-0	0	2	2	0	0	1	0	0	0	10	
Team						0	1	1								
Totals			23-53	11-28	21-25	7	21	28	16	78	18	11	1	5	200	

FG % 1st Half: 14-25 56.0% 2nd half: 9-28 32.1% Game: 23-53 43.4%
 3FG % 1st Half: 7-12 58.3% 2nd half: 4-16 25.0% Game: 11-28 39.3%
 FT % 1st Half: 12-13 92.3% 2nd half: 9-12 75.0% Game: 21-25 84.0%

Iowa 83 • 11-7, 3-2

#	Player	Total			3-Ptr		Rebounds			PF	TP	A	TO	Blk	Stl	Min.
		FG-FGA	FG-FGA	FT-FTA	Off	Def	Off	Def	Tot							
05	Cook, Tyler	r	7-10	0-0	2-5	3	3	6	2	16	2	2	0	2	33	
35	Pemsl, Cordell	r	2-5	0-0	0-3	3	5	8	3	4	1	1	1	0	20	
03	Bohannon, Jordan	g	4-7	2-3	2-2	0	1	1	3	12	9	0	1	0	36	
04	Moss, Isaiah	g	1-4	0-1	0-0	0	0	0	1	2	0	0	0	0	16	
14	Jok, Peter	g	11-19	4-7	3-4	1	5	6	2	29	8	3	1	1	35	
00	Wagner, Ahmad	g	2-3	0-0	0-0	0	0	0	0	2	4	0	1	0	9	
10	Williams, Christian	g	2-2	0-0	0-0	0	0	0	0	4	0	0	0	0	4	
15	Kriener, Ryan	g	3-4	0-0	0-0	0	2	2	2	6	0	0	0	0	8	
24	Ellingson, Brady	g	0-1	0-1	0-0	0	0	0	0	0	0	0	0	0	5	
25	Uhl, Dom	g	1-3	0-1	0-0	0	1	1	0	2	0	2	0	0	15	
51	Baer, Nicholas	g	1-2	0-1	2-4	1	9	10	3	4	2	0	1	1	19	
Team						1	0	1								
Totals			34-60	6-14	9-18	9	26	35	18	83	22	10	3	5	200	

FG % 1st Half: 18-36 50.0% 2nd half: 16-24 66.7% Game: 34-60 56.7%
 3FG % 1st Half: 2-6 33.3% 2nd half: 4-8 50.0% Game: 6-14 42.9%
 FT % 1st Half: 0-5 0.0% 2nd half: 9-13 69.2% Game: 9-18 50.0%

Officials: Bo Boroski, Paul Szelc, Terry Oglesby
 Technical fouls: Purdue-None. Iowa-None.
 Attendance: 10752

Score by periods	1st	2nd	Total
Purdue	47	31	78
Iowa	38	45	83

Last FG - PURDUE 2nd-02:47, IOWA 2nd-03:02.
 Largest lead - PURDUE by 9 1st-01:33, IOWA by 5 2nd-00:01.
 Purdue led for 27:29. Iowa led for 07:28. Game was tied for 05:03.

Points In Off 2nd Fast Bench
 PURDUE Paint T/O Chance Break 25
 IOWA 40 12 12 8 20

Score tied - 12 times.
 Lead changed - 20 times.

Game 19 - Northwestern 89, Iowa 54

Official Basketball Box Score -- Game Totals -- Final Statistics
Iowa vs Northwestern
01/15/17 6:30 p.m. at Evanston, Ill. (Welsh-Ryan Arena)

Iowa 54 • 11-8, 3-3 B1G

#	Player	Total			3-Ptr		Rebounds			PF	TP	A	TO	Blk	Stl	Min.
		FG-FGA	FG-FGA	FT-FTA	Off	Def	Off	Def	Tot							
35	Pemsl, Cordell	r	0-2	0-0	2-4	1	0	1	0	2	0	2	0	1	13	
5	Cook, Tyler	r	3-8	0-0	8-9	0	5	5	2	14	1	2	0	1	29	
14	Jok, Peter	g	2-9	0-4	0-0	1	2	3	2	4	0	1	0	0	21	
3	Bohannon, Jordan	g	2-7	2-6	0-0	0	3	3	0	6	2	3	0	0	31	
4	Moss, Isaiah	g	1-4	0-0	0-0	0	0	0	1	2	1	3	0	0	16	
0	Wagner, Ahmad	g	1-1	0-0	0-2	0	1	1	2	2	5	1	0	0	13	
10	Williams, Christian	g	2-5	0-0	1-3	2	1	3	1	5	1	0	0	2	18	
15	Kriener, Ryan	g	6-7	1-2	1-2	2	0	2	1	14	0	1	0	0	22	
24	Ellingson, Brady	g	0-4	0-3	2-2	0	0	0	1	2	2	0	0	1	19	
51	Baer, Nicholas	g	1-4	1-2	0-0	1	1	2	3	3	0	1	0	1	18	
Team						1	3	4								
Totals			18-51	4-17	14-22	8	16	24	13	54	12	14	0	6	200	

FG % 1st Half: 10-24 41.7% 2nd half: 8-27 29.6% Game: 18-51 35.3%
 3FG % 1st Half: 2-8 25.0% 2nd half: 2-9 22.2% Game: 4-17 23.5%
 FT % 1st Half: 10-14 71.4% 2nd half: 4-8 50.0% Game: 14-22 63.6%

Northwestern 89 • 15-4, 4-2 B1G

#	Player	Total			3-Ptr		Rebounds			PF	TP	A	TO	Blk	Stl	Min.
		FG-FGA	FG-FGA	FT-FTA	Off	Def	Off	Def	Tot							
34	Lumpkin, Sanjay	r	2-2	1-1	0-2	1	6	7	1	5	5	1	0	1	28	
4	Law, Vic	r	5-9	2-4	0-0	1	1	2	2	12	3	3	0	1	26	
5	Pardon, Derick	c	7-12	0-0	0-2	5	4	9	3	14	2	1	2	2	32	
20	Lindsey, Scottie	g	8-15	3-7	3-3	1	7	8	2	22	5	1	0	3	3	

Game 21 - Illinois 76, Iowa 64

Iowa vs Illinois
01/25/17 8:05 p.m. at State Farm Center - Champaign, IL

Iowa 64 • 11-10, 3-5

Box score table for Game 21 showing player stats (FG, 3-Ptr, FT, Rebounds, PF, TP, A, TO, Blk, Stl, Min) for Iowa and Illinois.

FG % 1st Half: 10-27 37.0% 2nd half: 16-38 42.1% Game: 26-65 40.0%
3FG % 1st Half: 1-6 16.7% 2nd half: 4-17 23.5% Game: 5-23 21.7%
FT % 1st Half: 3-9 33.3% 2nd half: 4-7 57.1% Game: 7-16 43.8%

Illinois 76 • 13-8, 3-5

Box score table for Game 21 showing player stats for Illinois.

FG % 1st Half: 16-29 55.2% 2nd half: 10-29 34.5% Game: 26-58 44.8%
3FG % 1st Half: 6-11 54.5% 2nd half: 3-8 37.5% Game: 9-19 47.4%
FT % 1st Half: 2-2 100.0 2nd half: 13-17 76.5% Game: 15-19 78.9%

Officials: D.J. Carstensen, Rob Riley, Kelly Pfeifer
Technical fouls: Iowa-None. Illinois-None.
Attendance: 11787

Score by periods table for Game 21 showing 1st, 2nd, and Total scores for Iowa and Illinois.

Score tied - 0 times.
Lead changed - 0 times.

Game 22 - Iowa 85, Ohio State 72

Official Basketball Box Score -- Game Totals -- Final Statistics
Ohio State vs Iowa
01/28/17 7:05 p.m. at Carver-Hawkeye Arena - Iowa City, IA

Ohio State 72 • 13-9, 3-6

Box score table for Game 22 showing player stats for Ohio State and Iowa.

FG % 1st Half: 11-32 34.4% 2nd half: 16-31 51.6% Game: 27-63 42.9%
3FG % 1st Half: 2-11 18.2% 2nd half: 5-11 45.5% Game: 7-22 31.8%
FT % 1st Half: 5-8 62.5% 2nd half: 6-9 66.7% Game: 11-17 64.7%

Iowa 85 • 12-10, 4-5

Box score table for Game 22 showing player stats for Iowa.

FG % 1st Half: 15-30 50.0% 2nd half: 17-34 50.0% Game: 32-64 50.0%
3FG % 1st Half: 6-14 42.9% 2nd half: 4-9 44.4% Game: 10-23 43.5%
FT % 1st Half: 4-8 50.0% 2nd half: 7-12 58.3% Game: 11-20 55.0%

Officials: Donnie Eppley, Paul Szlec, Steve McJunkins
Technical fouls: Ohio State-None. Iowa-None.
Attendance: 15138
Fouled Out - Ohio State: Thompson (6:43)

Score by periods table for Game 22 showing 1st, 2nd, and Total scores for Ohio State and Iowa.

Score tied - 2 times.
Lead changed - 1 time.

Game 23 - Iowa 83, Rutgers 63

Iowa vs Rutgers
01/31/17 7 p.m. at The RAC - Piscataway, NJ

Iowa 83 • 13-10, 5-5

Box score table for Game 23 showing player stats for Iowa and Rutgers.

FG % 1st Half: 17-33 51.5% 2nd half: 13-27 48.1% Game: 30-60 50.0%
3FG % 1st Half: 7-13 53.8% 2nd half: 4-5 80.0% Game: 11-18 61.1%
FT % 1st Half: 7-10 70.0% 2nd half: 5-9 55.6% Game: 12-19 63.2%

Rutgers 63 • 12-11, 1-9

Box score table for Game 23 showing player stats for Rutgers.

FG % 1st Half: 12-30 40.0% 2nd half: 13-34 38.2% Game: 25-64 39.1%
3FG % 1st Half: 1-8 12.5% 2nd half: 3-7 42.9% Game: 4-15 26.7%
FT % 1st Half: 5-6 83.3% 2nd half: 4-8 50.0% Game: 9-14 64.3%

Officials: Larry Scirotto, Bill Ek, Lewis Garrison
Technical fouls: Iowa-None. Rutgers-None.
Attendance: 4389

Score by periods table for Game 23 showing 1st, 2nd, and Total scores for Iowa and Rutgers.

Score tied - 0 times.
Lead changed - 0 times.

Game 24 - Iowa 81, Nebraska 70

Official Basketball Box Score -- Game Totals -- Final Statistics
Nebraska vs Iowa
02/05/17 1:05 p.m. at Carver-Hawkeye Arena - Iowa City, IA

Nebraska 70 • 10-13, 4-7

Box score table for Game 24 showing player stats for Nebraska and Iowa.

FG % 1st Half: 15-26 57.7% 2nd half: 12-38 31.6% Game: 27-64 42.2%
3FG % 1st Half: 2-7 28.6% 2nd half: 1-13 7.7% Game: 3-20 15.0%
FT % 1st Half: 4-4 100.0 2nd half: 9-12 75.0% Game: 13-16 81.3%

Iowa 81 • 14-10, 6-5

Box score table for Game 24 showing player stats for Iowa.

FG % 1st Half: 15-32 46.9% 2nd half: 12-26 46.2% Game: 27-58 46.6%
3FG % 1st Half: 4-8 50.0% 2nd half: 5-11 45.5% Game: 9-19 47.4%
FT % 1st Half: 4-7 57.1% 2nd half: 14-16 87.5% Game: 18-23 78.3%

Officials: Gene Statoroka, Tom Eades, Brian Dorsey
Technical fouls: Nebraska-None. Iowa-None.
Attendance: 13495
Fouled Out - Nebraska: Tshimanga (03:31)

Score by periods table for Game 24 showing 1st, 2nd, and Total scores for Nebraska and Iowa.

Score tied - 7 times.
Lead changed - 4 times.

Game 25 - Minnesota 101, Iowa 89 (2OT)

Official Basketball Box Score -- Game Totals -- Final Statistics
Iowa vs Minnesota
02/08/17 8:05 p.m. at Williams Arena - Minneapolis, MN

Iowa 89 • 14-11, 6-6

#	Player	Total			3-Ptr			Rebounds			PF	TP	A	TO	Blk	Stl	Min
		FG-FGA	FT-FTA	Reb	FG-FGA	FT-FTA	Off	Def	Tot								
05	Cook, Tyler	r	2-5	0-0	1-3	0	3	3	3	5	1	1	0	1	0	21	
00	Wagner, Ahmad	c	2-4	0-0	1-3	1	3	4	3	5	1	1	0	0	0	13	
03	Bohannon, Jordan	g	5-11	2-6	0-0	1	0	1	3	12	8	1	1	2	45		
04	Moss, Isaiah	g	7-12	3-5	2-3	2	1	3	2	19	2	3	2	0	24		
14	Jok, Peter	g	8-20	3-6	9-9	1	8	9	4	28	3	5	1	2	40		
01	Dailey, Maishe	r	0-0	0-0	0-0	0	0	0	1	0	0	1	0	0	1		
10	Williams, Christian	r	0-1	0-0	0-0	0	2	2	2	0	1	1	0	0	5		
15	Kriener, Ryan	r	0-3	0-0	0-0	0	1	1	1	0	0	0	0	0	5		
24	Ellingson, Brady	r	2-6	1-2	0-0	2	2	4	1	5	2	2	0	2	26		
25	Uhl, Dom	r	1-5	0-3	2-2	2	3	5	2	4	1	0	0	0	18		
35	Pemsl, Cordell	r	2-2	0-0	5-7	2	4	6	3	9	0	2	0	0	22		
51	Baer, Nicholas	r	1-6	0-4	0-1	1	2	3	1	2	2	1	2	2	30		
Team			4 4 8														
Totals			30-75	9-26	20-28	16	33	49	26	89	20	18	6	9	250		

FG % 1st Half: 12-31 38.7% 2nd half: 15-34 44.1% OT: 3-10 30.0% Game: 30-75 40.0% Deadball Rebounds 4
 3FG % 1st Half: 2-6 33.3% 2nd half: 6-14 42.9% OT: 1-6 16.7% Game: 9-26 34.6%
 FT % 1st Half: 3-4 75.0% 2nd half: 12-19 63.2% OT: 5-5 100.0% Game: 20-28 71.4%

Minnesota 101 • 17-7, 5-6

#	Player	Total			3-Ptr			Rebounds			PF	TP	A	TO	Blk	Stl	Min
		FG-FGA	FT-FTA	Reb	FG-FGA	FT-FTA	Off	Def	Tot								
03	Murphy, Jordan	r	10-13	0-0	5-7	6	13	19	5	25	1	1	4	1	39		
22	Lynch, Reggie	c	1-9	0-0	1-1	4	8	12	5	3	0	1	6	0	31		
00	Springs, Akeem	g	5-14	5-8	2-2	1	1	2	2	17	3	4	0	4	39		
02	Mason, Nate	g	9-21	2-8	5-5	2	3	5	2	25	7	1	2	0	45		
05	Coffey, Amir	g	4-12	1-5	4-8	0	2	2	2	13	6	1	0	3	45		
01	McBrayer, Dupree	r	3-6	0-0	2-4	0	2	2	0	8	1	3	1	1	20		
15	Sharp, Stephon	r	0-0	0-0	0-0	0	0	0	0	0	0	0	0	0	1		
21	Konate, Bakary	r	0-0	0-0	0-0	0	1	1	3	0	0	0	1	0	4		
24	Curry, Eric	r	4-6	0-2	1-2	3	0	3	2	9	2	1	0	0	24		
32	Gilbert, Ahmad	r	0-1	0-1	1-2	1	0	1	0	1	0	0	0	1	2		
Team			3 3 6														
Totals			36-82	8-24	21-31	20	33	53	21	101	20	14	14	10	250		

FG % 1st Half: 15-33 45.5% 2nd half: 12-31 38.7% OT: 9-18 50.0% Game: 36-82 43.9% Deadball Rebounds 3
 3FG % 1st Half: 6-13 46.2% 2nd half: 2-7 28.6% OT: 0-4 0.0% Game: 8-24 33.3%
 FT % 1st Half: 4-7 57.1% 2nd half: 11-16 68.8% OT: 6-8 75.0% Game: 21-31 67.7%

Officials: Terry Wymer, Larry Sciroto, Chris Beaver
 Technical fouls: Iowa-None. Minnesota-None.
 Attendance: 11481

Score by periods	1st	2nd	OT	Total
Iowa	29	48	7	89
Minnesota	40	37	7	101

In	Off	2nd	Fast	Bench	
Paint	T/O	Chance	Break		
IOWA	32	17	21	6	20
MINN	50	24	22	12	18

Last FG - IOWA 02-04:14, MINN 02-01:13.
 Largest lead - IOWA by 4 2nd-07:19, MINN by 14 2nd-16:44.
 IOWA led for 08:12. MINN led for 29:58. Game was tied for 11:47.

Score tied - 14 times.
 Lead changed - 18 times.

Game 26 - Michigan State 77, Iowa 66

Official Basketball Box Score -- Game Totals -- Final Statistics
Iowa vs Michigan State
02/11/17 6:05 p.m. at Breslin Center - East Lansing, MI

Iowa 66 • 14-12, 6-7

#	Player	Total			3-Ptr			Rebounds			PF	TP	A	TO	Blk	Stl	Min
		FG-FGA	FT-FTA	Reb	FG-FGA	FT-FTA	Off	Def	Tot								
00	Wagner, Ahmad	r	3-5	0-0	1-3	4	0	4	1	7	1	1	0	2	23		
05	Cook, Tyler	r	5-9	0-0	3-4	3	0	3	1	13	0	1	1	0	24		
03	Bohannon, Jordan	g	0-8	0-0	0-0	0	3	3	2	0	1	1	0	1	18		
04	Moss, Isaiah	g	1-6	0-1	0-0	1	0	1	2	2	0	0	0	0	16		
14	Jok, Peter	g	2-11	0-5	9-11	1	4	5	3	13	8	1	0	2	32		
10	Williams, Christian	r	2-5	0-0	0-0	0	0	0	1	4	3	0	0	3	22		
15	Kriener, Ryan	r	2-3	0-0	0-0	1	1	2	1	4	0	2	1	0	6		
24	Ellingson, Brady	r	0-2	0-1	0-0	0	0	0	0	0	0	0	0	1	10		
25	Uhl, Dom	r	1-3	1-3	1-2	0	1	1	2	4	3	0	0	0	10		
35	Pemsl, Cordell	r	2-6	0-0	6-7	3	4	7	1	10	0	0	0	1	17		
51	Baer, Nicholas	r	3-6	3-5	0-0	1	3	4	9	1	2	0	1	22			
Team			0 2 2														
Totals			21-64	4-21	20-27	14	18	32	18	66	17	8	2	12	200		

FG % 1st Half: 12-34 35.3% 2nd half: 9-30 30.0% Game: 21-64 32.8% Deadball Rebounds 4
 3FG % 1st Half: 2-10 20.0% 2nd half: 2-11 18.2% Game: 4-21 19.0%
 FT % 1st Half: 6-8 75.0% 2nd half: 14-19 73.7% Game: 20-27 74.1%

Michigan State 77 • 15-10, 7-5

#	Player	Total			3-Ptr			Rebounds			PF	TP	A	TO	Blk	Stl	Min
		FG-FGA	FT-FTA	Reb	FG-FGA	FT-FTA	Off	Def	Tot								
22	Bridges, Miles	r	7-14	2-6	0-1	4	7	11	1	16	3	1	4	1	37		
25	Goins, Kenny	r	1-3	0-0	1-1	3	7	10	1	3	2	2	0	1	22		
01	Langford, Joshua	g	4-8	3-6	0-0	0	5	5	2	11	3	1	0	0	21		
11	Nairn Jr., Lourawls	g	3-3	0-0	0-0	0	2	2	3	6	2	2	0	1	23		
14	Harris, Eron	g	3-9	0-2	0-0	0	3	3	2	6	2	5	0	0	18		
00	Ahrens, Kyle	r	0-0	0-0	0-0	0	0	0	1	0	0	0	0	0	3		
05	Ellis III, Alvin	r	1-5	1-3	0-1	2	1	3	2	3	3	2	0	1	23		
05	Winston, Cassius	r	3-3	2-2	4-5	0	2	2	3	12	5	2	0	1	16		
20	McQuaid, Matt	r	2-9	1-7	1-2	2	1	3	0	6	3	1	0	0	18		
30	Van Dyk, Matt	r	0-0	0-0	0-0	0	0	0	1	0	0	0	0	0	3		
44	Ward, Nick	r	5-6	0-0	4-4	2	3	5	3	14	1	2	1	0	16		
Team			1 1 2														
Totals			29-60	9-26	10-14	14	32	46	19	77	24	21	5	5	200		

FG % 1st Half: 13-31 41.9% 2nd half: 16-29 55.2% Game: 29-60 48.3% Deadball Rebounds 3
 3FG % 1st Half: 4-12 33.3% 2nd half: 5-14 35.7% Game: 9-26 34.6%
 FT % 1st Half: 1-4 25.0% 2nd half: 9-10 90.0% Game: 10-14 71.4%

Officials: Mike Eades, DJ Carstensen, Bo Boroski
 Technical fouls: Iowa-None. Michigan State-None.
 Attendance: 14797

Score by periods	1st	2nd	Total
Iowa	32	34	66
Michigan State	31	46	77

In	Off	2nd	Fast	Bench	
Paint	T/O	Chance	Break		
IOWA	30	21	11	10	31
MSU	36	11	18	22	35

Last FG - IOWA 2nd-01:40, MSU 2nd-01:05.
 Largest lead - IOWA by 4 1st-18:42, MSU by 15 2nd-03:53.
 IOWA led for 07:38. MSU led for 27:58. Game was tied for 03:51.

Score tied - 6 times.
 Lead changed - 15 times.

Game 27 - Illinois 70, Iowa 66

Official Basketball Box Score -- Game Totals -- Final Statistics
Illinois vs Iowa
02/18/17 1:05 p.m. at Carver-Hawkeye Arena - Iowa City, IA

Illinois 70 • 15-12, 5-9

#	Player	Total			3-Ptr			Rebounds			PF	TP	A	TO	Blk	Stl	Min
		FG-FGA	FT-FTA	Reb	FG-FGA	FT-FTA	Off	Def	Tot								
12	Black, Leron	r	1-4	0-0	0-0	1	2	3	4	2	1	0	0	0	8		
22	Morgan, Maverick	c	3-5	0-0	0-0	4	3	7	2	6	1	2	2	0	34		
03	Lucas, TeJon	g	4-5	1-1	3-7	1	2	3	2	12	2	4	1	0	33		
13	Abrams, Tracy	g	1-5	1-4	0-0	0	2	2	1	3	1	0	0	1	14		
21	Hill, Malcolm	g	8-16	2-5	3-4	1	7	8	3	21	4	2	0	2	36		
01	Tate, Jaylon	r	0-0	0-0	0-0	0	0	0	2	0	0	2	0	0	7		
02	Nichols, Kipper	r	1-2	0-1	0-0	0	2	2	4	2	0	2	0	0	10		
05	Coleman-Lands, Jalen	g	4-12	4-10	0-0	0	6	6	2	12	1	2	0	3	28		
43	Finke, Michael	r	5-8	1-4	1-3	0	2	2	2	12	5	0	0	0	30		
Team			1 1 2														
Totals			27-57	9-25	7-14	8	27	35	22	70	15	17	3	6	200		

FG % 1st Half: 11-28 39.3% 2nd half: 16-29 55.2% Game: 27-57 47.4% Deadball Rebounds 4
 3FG % 1st Half: 3-11 27.3% 2nd half: 6-14 42.9% Game: 9-25 36.0%
 FT % 1st Half: 0-0 0.0% 2nd half: 7-14 50.0% Game: 7-14 50.0%

Game 29 - Iowa 83, #24/24 Maryland 69

Official Basketball Box Score -- Game Totals -- Final Statistics
Iowa vs Maryland
02/25/17 6:05 p.m. at XFINITY Center - College Park, Md.

Iowa 83 • 16-13, 8-8

#	Player	Total		3-Ptr		FT-FTA		Rebounds			PF	TP	A	TO	Blk	Stl	Min
		FG-FGA	FG-FGA	FG-FGA	FT-FTA	Off	Def	Tot									
00	Wagner, Ahmad	f	1-5	0-0	0-0	4	1	5	2	2	2	0	0	0	0	13	
03	Cook, Tyler	f	8-13	0-0	5-8	2	8	10	3	21	1	3	1	2	34		
05	Bohannon, Jordan	g	8-13	8-10	0-0	0	3	3	3	24	5	2	0	0	31		
04	Moss, Isaiah	g	1-4	0-1	0-0	0	1	1	0	2	1	0	0	0	16		
14	Jok, Peter	g	3-10	3-6	2-2	1	3	4	1	11	3	2	0	0	31		
10	Williams, Christian	g	1-4	0-0	0-2	0	1	1	0	2	1	1	0	2	15		
15	Kriener, Ryan	g	0-0	0-0	0-0	0	0	0	0	0	0	1	0	0	2		
24	Ellingson, Brady	g	2-4	2-3	0-0	1	1	2	0	6	2	0	0	1	15		
25	Uhl, Dom	g	0-0	0-0	0-0	1	1	2	0	0	1	0	0	0	12		
35	Pemsl, Cordell	g	2-2	0-0	0-1	0	3	3	1	4	0	2	0	0	9		
51	Baer, Nicholas	g	4-7	3-6	0-0	2	0	2	2	11	1	0	0	2	22		
	Team					4	1	5									
	Totals		30-62	16-26	7-13	15	23	38	12	83	17	11	1	7	200		

FG % 1st Half: 17-33 51.5% 2nd half: 13-29 44.8% Game: 30-62 48.4%
 3FG % 1st Half: 8-12 66.7% 2nd half: 8-14 57.1% Game: 16-26 61.5%
 FT % 1st Half: 5-6 83.3% 2nd half: 2-7 28.6% Game: 7-13 53.8%

Maryland 69 • 22-7, 10-6

#	Player	Total		3-Ptr		FT-FTA		Rebounds			PF	TP	A	TO	Blk	Stl	Min
		FG-FGA	FG-FGA	FG-FGA	FT-FTA	Off	Def	Tot									
21	Jackson, Justin	f	3-7	2-5	1-2	1	3	4	1	9	2	4	0	1	28		
35	Dodd, Damonte	c	3-5	0-0	0-0	4	2	6	5	6	0	1	5	0	17		
00	Cowan, Anthony	g	4-6	1-2	2-2	0	1	1	1	11	3	2	0	0	23		
02	Trimble, Melo	g	4-13	1-9	1-2	1	4	5	2	10	4	3	0	1	32		
04	Huerter, Kevin	g	5-11	3-8	0-0	1	3	4	1	13	5	1	0	3	30		
01	Brantley, Jaylen	g	3-6	2-4	0-0	0	1	1	0	8	1	1	0	0	20		
05	Wiley, Dion	g	0-1	0-1	0-0	0	1	1	1	0	1	1	0	0	7		
10	Gill, L.G.	g	0-1	0-0	2-2	1	2	3	2	2	0	0	0	0	15		
11	Nickens, Jared	g	2-5	2-5	0-0	0	0	0	0	6	0	0	0	0	10		
13	Bender, Ivan	g	2-3	0-0	0-1	1	5	6	2	4	2	1	1	1	18		
	Team					2	0	2									
	Totals		26-58	11-34	6-9	11	22	33	15	69	18	14	6	6	200		

FG % 1st Half: 15-31 48.4% 2nd half: 11-27 40.7% Game: 26-58 44.8%
 3FG % 1st Half: 7-20 35.0% 2nd half: 4-14 28.6% Game: 11-34 32.4%
 FT % 1st Half: 3-5 60.0% 2nd half: 3-4 75.0% Game: 6-9 66.7%

Officials: Gene Steratore, Lamont Simpson, Paul Szelc
 Technical fouls: Iowa-None. Maryland-None.
 Attendance: 17615

Score by periods	1st	2nd	Total
Iowa	47	36	83
Maryland	40	29	69

Last FG - IOWA 2nd-00:00, UMD 2nd-00:24.
 Largest lead - IOWA by 22 2nd-03:49, UMD by 2 1st-19:15.
 IOWA led for 36:19, UMD led for 02:17. Game was tied for 01:24.

Score tied - 2 times.
 Lead changed - 9 times.

Game 30 - Iowa 59, #21/22 Wisconsin 57

Official Basketball Box Score -- Game Totals -- Final Statistics
Iowa vs Wisconsin
03/02/17 8:05 p.m. at Kohl Center - Madison, WI

Iowa 59 • 17-13, 9-8

#	Player	Total		3-Ptr		FT-FTA		Rebounds			PF	TP	A	TO	Blk	Stl	Min
		FG-FGA	FG-FGA	FG-FGA	FT-FTA	Off	Def	Tot									
00	Wagner, Ahmad	f	1-1	0-0	0-0	2	1	3	3	2	0	0	0	2	16		
03	Cook, Tyler	f	4-7	0-0	1-2	2	6	8	3	9	0	3	1	1	24		
05	Bohannon, Jordan	g	4-11	3-9	0-0	1	3	4	1	11	5	2	0	0	32		
04	Moss, Isaiah	g	2-8	1-1	0-0	0	3	3	2	5	1	3	1	1	18		
14	Jok, Peter	g	2-10	1-3	3-3	0	2	2	2	8	2	5	0	1	35		
10	Williams, Christian	g	0-1	0-0	0-0	0	2	2	0	0	1	0	0	0	8		
15	Kriener, Ryan	g	0-1	0-0	0-0	1	0	1	0	1	0	1	0	0	5		
24	Ellingson, Brady	g	0-1	0-1	0-0	0	0	0	0	0	1	1	0	0	6		
25	Uhl, Dom	g	0-0	0-0	0-0	0	2	2	2	0	0	1	0	0	9		
35	Pemsl, Cordell	g	4-4	0-0	2-2	1	1	2	3	10	1	2	0	1	20		
51	Baer, Nicholas	g	5-9	4-5	0-0	0	5	5	1	14	0	1	0	3	27		
	Team					2	3	5									
	Totals		22-53	9-19	6-7	9	28	37	18	59	11	19	2	9	200		

FG % 1st Half: 12-26 46.2% 2nd half: 10-27 37.0% Game: 22-53 41.5%
 3FG % 1st Half: 7-11 63.6% 2nd half: 2-8 25.0% Game: 9-19 47.4%
 FT % 1st Half: 1-1 100.0% 2nd half: 5-6 83.3% Game: 6-7 85.7%

Wisconsin 57 • 22-8, 11-6

#	Player	Total		3-Ptr		FT-FTA		Rebounds			PF	TP	A	TO	Blk	Stl	Min
		FG-FGA	FG-FGA	FG-FGA	FT-FTA	Off	Def	Tot									
10	Hayes, Nigel	f	4-9	0-0	2-4	2	5	7	1	10	2	5	0	0	33		
22	Happ, Ethan	f	5-9	0-0	1-7	1	5	6	4	11	2	2	1	1	35		
30	Brown, Vitto	f	1-5	0-3	0-0	1	1	2	2	2	0	0	0	1	17		
03	Showalter, Zak	g	4-9	2-7	1-2	1	2	3	4	11	2	3	0	3	32		
24	Kroenic, Bronson	g	7-14	4-8	1-1	0	0	0	0	19	0	1	0	1	34		
00	Travis, D'Mitrik	g	1-3	0-2	0-0	0	1	1	2	2	2	1	0	0	19		
01	Pritzl, Brevin	g	0-4	0-3	0-0	1	3	4	1	0	0	0	0	1	13		
05	Moesch, Aaron	g	0-0	0-0	0-0	0	0	0	0	0	0	0	0	0	2		
11	Hill, Jordan	g	1-1	0-0	0-0	1	0	1	0	2	1	1	0	2	11		
21	Iverson, Khalil	g	0-0	0-0	0-0	0	1	1	0	0	0	0	0	0	4		
	Team					0	2	2									
	Totals		23-54	6-23	5-14	7	20	27	14	57	9	13	1	9	200		

FG % 1st Half: 10-25 40.0% 2nd half: 13-29 44.8% Game: 23-54 42.6%
 3FG % 1st Half: 4-13 30.8% 2nd half: 2-10 20.0% Game: 6-23 26.1%
 FT % 1st Half: 1-3 33.3% 2nd half: 4-11 36.4% Game: 5-14 35.7%

Officials: Terry Wymer, Pat Driscoll, Donnie Eppley
 Technical fouls: Iowa-None. Wisconsin-None.
 Attendance: 17287

Score by periods	1st	2nd	Total
Iowa	32	27	59
Wisconsin	25	32	57

Last FG - IOWA 2nd-00:09, WIS 2nd-03:46.
 Largest lead - IOWA by 7 1st-00:06, WIS by 9 2nd-04:15.
 IOWA led for 12:51, WIS led for 23:44. Game was tied for 03:06.

Score tied - 3 times.
 Lead changed - 4 times.

Game 31 - Iowa 90, Penn State 79

Official Basketball Box Score -- Game Totals -- Final Statistics
Penn State vs Iowa
03/05/17 12:05 p.m. at Carver-Hawkeye Arena - Iowa City, IA

Penn State 79 • 14-17, 6-12

#	Player	Total		3-Ptr		FT-FTA		Rebounds			PF	TP	A	TO	Blk	Stl	Min
		FG-FGA	FG-FGA	FG-FGA	FT-FTA	Off	Def	Tot									
11	Stevens, Lamar	f	3-11	0-2	3-3	1	3	4	2	9	4	3	2	2	33		
24	Watkins, Mike	f	8-8	0-0	1-1	7	5	12	3	17	2	1	2	0	30		
10	Carr, Tony	g	2-13	0-3	2-4	2	3	5	2	6	7	2	1	0	31		
23	Reaves, Josh	g	10-12	3-4	2-2	2	3	5	4	25	5	1	1	2	28		
33	Garner, Shep	g	3-12	2-10	0-0	2	1	3	2	8	3	0	0	1	23		
00	Banks, Payton	g	2-9	2-7	1-2	1	2	3	3	7	0	4	0	0	27		
05	Samuel, Terrence	g	1-1	0-0	0-0	0	1	1	2	2	2	0	0	0	8		
21	Washington, Isaiah	g	1-2	1-2	0-0	0	0	0	1	3	0	1	0	0	9		
44	Moore, Julian	g	1-2	0-0	0-0	0	3	3	0	2	0	0	0	1	11		
	Team					0	0	0									
	Totals		31-70	8-28	9-12	15	21	36	19	79	23	12	6	6	200		

FG % 1st Half: 14-36 38.9% 2nd half: 17-34 50.0% Game: 31-70 44.3%
 3FG % 1st Half: 5-17 29.4% 2nd half: 3-11 27.3% Game: 8-28 28.6%
 FT % 1st Half: 3-5 60.0% 2nd half: 6-7 85.7% Game: 9-12 75.0%

Iowa 90 • 18-13, 10-8

#	Player	Total		3-Ptr		FT-FTA		Rebounds			PF	TP	A	TO	Blk	Stl	Min
		FG-FGA	FG-FGA	FG-FGA	FT-FTA	Off	Def	Tot									
05	Cook, Tyler	f	5-8	0-0	1-1	2	8	10	4	11	2	2	1	0	20		
23	Jones, Dale	f	1-3	1-3	0-0	1	0	1	2	3	0	0	0	0	4		
03	Bohannon, Jordan	g	3-9	2-6	3-4	0	1	1	1	11	5	5	0	0	30		
04	Moss, Isaiah	g	1-3	0-0	0-0	0	0	0	0	2	2	0	0	1	11		
14	Jok, Peter	g	6-12	4-5	5-6	1	0	1	3	21	2	2	0	0	21		
00	Wagner, Ahmad	g	1-4	0-0	1-1	2	1	3	1	3	0	0	0	2	23		
10	Williams, Christian	g	0-0	0-0	2-2	0	2	2	0	2	6	0	0	0	14		
15	Kriener, Ryan	g	0-1	0-0	0-0	0	0	0	0	0	1	0	0	0	2		
24	Ellingson, Brady	g	1-6	1-3	0-0	0	2	2	1	3	3	0	0	0	22		
25	Uhl, Dom	g	0-0	0-0	0-0	0	0	0	0	0	0	0	0	0	4		
35	Pemsl, Cordell	g															

IOWA HAWKEYE BASKETBALL
Iowa Combined Team Statistics (as of Mar 05, 2017)
Home games

RECORD:	OVERALL	HOME	AWAY	NEUTRAL
ALL GAMES	14-4	14-4	0-0	0-0
CONFERENCE	7-2	7-2	0-0	0-0
NON-CONFERENCE	7-2	7-2	0-0	0-0

##	Player	gp-gs	min	avg	Total		3-Point		F-Throw		Rebounds				pf	dq	a	to	blk	stl	pts	avg
					fg-fga	fg%	3fg-fga	3fg%	ft-fa	ft%	off	def	tot	avg								
14	Jok, Peter	17-17	500	29.4	115-251	.458	45-119	.378	98-106	.925	19	87	106	6.2	34	0	54	36	1	23	373	21.9
05	Cook, Tyler	13-13	305	23.5	61-119	.513	2-6	.333	39-66	.591	28	36	64	4.9	31	0	12	29	3	4	163	12.5
03	Bohannon, Jordan	18-14	512	28.4	53-137	.387	38-95	.400	35-42	.833	2	39	41	2.3	28	0	86	44	0	18	179	9.9
35	Pemsl, Cordell	18-8	358	19.9	65-106	.613	0-1	.000	38-68	.559	34	57	91	5.1	48	0	26	27	19	13	168	9.3
51	Baer, Nicholas	18-6	418	23.2	48-106	.453	23-57	.404	22-36	.611	39	71	110	6.1	40	0	39	14	25	27	141	7.8
04	Moss, Isaiah	18-14	295	16.4	46-103	.447	16-42	.381	13-17	.765	4	27	31	1.7	24	1	10	18	5	9	121	6.7
24	Ellingson, Brady	18-0	274	15.2	37-72	.514	22-42	.524	12-12	1.000	2	19	21	1.2	17	0	18	5	0	3	108	6.0
00	Wagner, Ahmad	18-8	290	16.1	33-67	.493	0-2	.000	29-56	.518	37	31	68	3.8	35	0	23	15	12	13	95	5.3
25	Uhl, Dom	17-5	253	14.9	19-54	.352	6-21	.286	28-43	.651	22	43	65	3.8	19	0	22	18	7	4	72	4.2
01	Dailey, Maishe	5-0	60	12.0	8-18	.444	4-11	.364	1-4	.250	3	14	17	3.4	3	0	3	3	1	3	21	4.2
15	Kriener, Ryan	14-0	130	9.3	24-39	.615	0-1	.000	8-12	.667	11	32	43	3.1	21	0	9	10	8	4	56	4.0
10	Williams, Christian	18-4	233	12.9	19-43	.442	2-10	.200	9-14	.643	5	28	33	1.8	12	0	32	19	1	15	49	2.7
23	Jones, Dale	4-1	15	3.8	1-8	.125	1-7	.143	0-0	.000	1	3	4	1.0	5	0	1	2	0	0	3	0.8
11	Rose, Charlie	5-0	7	1.4	1-3	.333	0-1	.000	0-0	.000	0	1	1	0.2	3	0	1	1	0	0	2	0.4
Team											12	16	28				1					
Total.....		18	3650		530-1126	.471	159-415	.383	332-476	.697	219	504	723	40.2	320	1	336	242	82	136	1551	86.2
Opponents.....		18	3650		502-1189	.422	149-445	.335	211-306	.690	241	461	702	39.0	402	12	295	280	40	133	1364	75.8

TEAM STATISTICS	IOWA	OPP	Date	Opponent	Score	Att.
SCORING	1551	1364	11/11/16	KENNESAW STATE	w 91-74	13007
Points per game	86.2	75.8	11/13/16	SAVANNAH STATE	w 116-84	11371
Scoring margin	+10.4	-	11/17/16	SETON HALL	L 83-91	10391
FIELD GOALS-ATT	530-1126	502-1189	11/20/16	UT RIO GRANDE VALLEY	w 95-67	11596
Field goal pct	.471	.422	12/03/16	OMAHA	L 89-98	11618
3 POINT FG-ATT	159-415	149-445	12/05/16	STETSON	w 95-68	9839
3-point FG pct	.383	.335	12/08/16	IOWA STATE	w 78-64	13956
3-pt FG made per game	8.8	8.3	12/20/16	NORTH DAKOTA	w 84-73	11099
FREE THROWS-ATT	332-476	211-306	12/22/16	DELAWARE STATE	w 89-57	11886
Free throw pct	.697	.690	* 01/01/17	MICHIGAN	Wot 86-83	13988
F-Throws made per game	18.4	11.7	* 01/08/17	RUTGERS	w 68-62	11347
REBOUNDS	723	702	* 01/12/17	PURDUE	w 83-78	10752
Rebounds per game	40.2	39.0	* 01/19/17	MARYLAND	L 76-84	11040
Rebounding margin	+1.2	-	* 01/28/17	OHIO STATE	w 85-72	15138
ASSISTS	336	295	* 02/05/17	NEBRASKA	w 81-70	13495
Assists per game	18.7	16.4	* 02/18/17	ILLINOIS	L 66-70	15400
TURNOVERS	242	280	* 02/21/17	INDIANA	Wot 96-90	11372
Turnovers per game	13.4	15.6	* 03/05/17	PENN STATE	w 90-79	15400
Turnover margin	+2.1	-				
Assist/turnover ratio	1.4	1.1				
STEALS	136	133				
Steals per game	7.6	7.4				
BLOCKS	82	40				
Blocks per game	4.6	2.2				
ATTENDANCE	222695	0				
Home games-Avg/Game	18-12372	0-0				
Neutral site-Avg/Game	-	0-0				

* = Conference game
^ = Emerald Coast Classic - Niceville, Florida
= The Hy-Vee Classic - Des Moines, Iowa

Score by Periods	1st	2nd	OT	Totals
Iowa	738	780	33	1551
Opponents	614	726	24	1364

IOWA HAWKEYE BASKETBALL
Iowa Combined Team Statistics (as of Mar 05, 2017)
Away games

RECORD:	OVERALL	HOME	AWAY	NEUTRAL
ALL GAMES	4-8	0-0	3-6	1-2
CONFERENCE	3-6	0-0	3-6	0-0
NON-CONFERENCE	1-2	0-0	0-0	1-2

##	Player	gp-gs	min	avg	Total		3-Point		F-Throw		Rebounds			pf	dq	a	to	blk	stl	pts	avg	
					fg-fga	fg%	3fg-fga	3fg%	ft-fta	ft%	off	def	tot									avg
14	Jok, Peter	11-11	346	31.5	61-153	.399	28-69	.406	47-50	.940	9	43	52	4.7	25	1	22	33	1	8	197	17.9
05	Cook, Tyler	11-10	280	25.5	48-89	.539	0-2	.000	30-45	.667	18	41	59	5.4	28	0	11	27	6	14	126	11.5
03	Bohannon, Jordan	12-10	345	28.8	36-109	.330	28-77	.364	2-2	1.000	6	23	29	2.4	17	0	48	23	2	8	102	8.5
35	Pemsl, Cordell	12-5	214	17.8	33-53	.623	0-0	.000	27-43	.628	19	35	54	4.5	22	0	3	21	4	6	93	7.8
51	Baer, Nicholas	12-3	295	24.6	33-73	.452	17-45	.378	3-4	.750	21	43	64	5.3	29	1	18	12	14	15	86	7.2
04	Moss, Isaiah	12-10	196	16.3	25-71	.352	7-22	.318	10-12	.833	4	11	15	1.3	15	0	10	16	4	4	67	5.6
00	Wagner, Ahmad	12-7	198	16.5	23-45	.511	0-0	.000	7-19	.368	20	15	35	2.9	28	0	18	11	2	12	53	4.4
25	Uhl, Dom	11-2	169	15.4	14-37	.378	4-19	.211	5-7	.714	6	28	34	3.1	11	0	10	11	1	1	37	3.4
24	Ellingson, Brady	12-0	177	14.8	10-30	.333	9-20	.450	6-6	1.000	5	10	15	1.3	9	0	19	7	0	7	35	2.9
15	Kriener, Ryan	10-0	75	7.5	12-26	.462	1-4	.250	1-2	.500	5	10	15	1.5	12	0	1	6	1	0	26	2.6
10	Williams, Christian	12-2	173	14.4	12-45	.267	0-3	.000	5-13	.385	4	13	17	1.4	14	0	18	9	0	11	29	2.4
01	Dailey, Maishe	6-0	30	5.0	2-4	.500	0-1	.000	2-2	1.000	0	2	2	0.3	3	0	2	2	0	1	6	1.0
11	Rose, Charlie	2-0	2	1.0	0-0	.000	0-0	.000	0-0	.000	0	0	0	0.0	0	0	0	0	0	0	0	0.0
23	Jones, Dale	1-0	0	0.0	0-0	.000	0-0	.000	0-0	.000	0	0	0	0.0	0	0	0	0	0	0	0	0.0
Team											28	26	54				1					
Total.....		12	2500		309-735	.420	94-262	.359	145-205	.707	145	300	445	37.1	213	2	180	179	35	87	857	71.4
Opponents.....		12	2500		352-763	.461	101-278	.363	129-202	.639	147	308	455	37.9	197	5	223	154	58	98	934	77.8

TEAM STATISTICS	IOWA	OPP	Date	Opponent	Score	Att.
SCORING	857	934	^	11/25/16	vs Virginia	L 41-74 2196
Points per game	71.4	77.8	^	11/26/16	vs Memphis	L 92-100 2196
Scoring margin	-6.4	-	#	12/17/16	vs Northern Iowa	W 69-46 15028
FIELD GOALS-ATT	309-735	352-763	*	12/28/16	at Purdue	L 67-89 14804
Field goal pct	.420	.461	*	01/05/17	at Nebraska	Lo2 90-93 14939
3 POINT FG-ATT	94-262	101-278	*	01/15/17	at Northwestern	L 54-89 7732
3-point FG pct	.359	.363	*	01/25/17	at Illinois	L 64-76 11787
3-pt FG made per game	7.8	8.4	*	01/31/17	at Rutgers	W 83-63 4389
FREE THROWS-ATT	145-205	129-202	*	02/08/17	at Minnesota	Lo2 89-101 11481
Free throw pct	.707	.639	*	02/11/17	at Michigan State	L 66-77 14797
F-Throws made per game	12.1	10.8	*	02/25/17	at Maryland	W 83-69 17615
REBOUNDS	445	455	*	03/02/17	at Wisconsin	W 59-57 17287
Rebounds per game	37.1	37.9				
Rebounding margin	-0.8	-				
ASSISTS	180	223				
Assists per game	15.0	18.6				
TURNOVERS	179	154				
Turnovers per game	14.9	12.8				
Turnover margin	-2.1	-				
Assist/turnover ratio	1.0	1.4				
STEALS	87	98				
Steals per game	7.3	8.2				
BLOCKS	35	58				
Blocks per game	2.9	4.8				
ATTENDANCE	0	134251				
Home games-Avg/Game	0-0	9-12759				
Neutral site-Avg/Game	-	3-6473				

* = Conference game
^ = Emerald Coast Classic - Niceville, Florida
= The Hy-Vee Classic - Des Moines, Iowa

Score by Periods	1st	2nd	OT	OT2	Totals
Iowa	407	422	16	12	857
Opponents	445	446	16	27	934

IOWA HAWKEYE BASKETBALL
Iowa Combined Team Statistics (as of Mar 05, 2017)
Games won

RECORD:	OVERALL	HOME	AWAY	NEUTRAL
ALL GAMES	18-0	14-0	3-0	1-0
CONFERENCE	10-0	7-0	3-0	0-0
NON-CONFERENCE	8-0	7-0	0-0	1-0

##	Player	gp-gs	min	avg	Total		3-Point		F-Throw		Rebounds				pf	dq	a	to	blk	stl	pts	avg			
					fg-fga	fg%	3fg-fga	3fg%	ft-fa	ft%	off	def	tot	avg											
14	Jok, Peter	16-16	458	28.6	102-224	.455	41-100	.410	75-82	.915	13	72	85	5.3	30	0	47	32	1	17	320	20.0			
05	Cook, Tyler	13-13	308	23.7	62-119	.521	1-3	.333	32-54	.593	25	50	75	5.8	33	0	13	29	5	9	157	12.1			
03	Bohannon, Jordan	18-15	511	28.4	59-141	.418	44-98	.449	30-34	.882	3	39	42	2.3	23	0	89	38	0	13	192	10.7			
35	Pemsl, Cordell	18-7	355	19.7	69-104	.663	0-0	.000	35-66	.530	35	58	93	5.2	46	0	23	25	16	13	173	9.6			
51	Baer, Nicholas	18-5	412	22.9	54-112	.482	27-61	.443	20-30	.667	35	75	110	6.1	35	0	37	13	20	30	155	8.6			
04	Moss, Isaiah	18-15	314	17.4	48-110	.436	18-43	.419	17-21	.810	4	29	33	1.8	23	0	16	20	5	11	131	7.3			
24	Ellingson, Brady	18-0	281	15.6	37-69	.536	23-43	.535	14-14	1.000	3	20	23	1.3	14	0	25	6	0	5	111	6.2			
00	Wagner, Ahmad	18-11	295	16.4	37-68	.544	0-1	.000	19-42	.452	30	32	62	3.4	36	0	24	20	10	15	93	5.2			
25	Uhl, Dom	18-4	263	14.6	19-53	.358	6-21	.286	25-40	.625	19	42	61	3.4	16	0	23	19	6	4	69	3.8			
01	Dailey, Maishe	6-0	70	11.7	8-19	.421	4-11	.364	3-6	.500	3	14	17	2.8	5	0	4	4	1	4	23	3.8			
15	Kriener, Ryan	15-0	126	8.4	22-35	.629	0-1	.000	8-12	.667	10	29	39	2.6	22	0	9	10	8	3	52	3.5			
10	Williams, Christian	18-3	239	13.3	20-45	.444	0-6	.000	10-17	.588	4	26	30	1.7	11	0	31	16	1	14	50	2.8			
23	Jones, Dale	2-1	9	4.5	1-5	.200	1-5	.200	0-0	.000	1	0	1	0.5	4	0	0	1	0	0	3	1.5			
11	Rose, Charlie	7-0	9	1.3	1-3	.333	0-1	.000	0-0	.000	0	1	1	0.1	3	0	1	1	0	0	2	0.3			
Team											19	24	43												2
Total.....		18	3650		539-1107	.487	165-394	.419	288-418	.689	204	511	715	39.7	301	0	342	236	73	138	1531	85.1			
Opponents.....		18	3650		467-1175	.397	139-453	.307	183-267	.685	244	434	678	37.7	370	11	280	273	43	123	1256	69.8			

TEAM STATISTICS	IOWA	OPP	Date	Opponent	Score	Att.
SCORING	1531	1256	11/11/16	KENNESAW STATE	w 91-74	13007
Points per game	85.1	69.8	11/13/16	SAVANNAH STATE	w 116-84	11371
Scoring margin	+15.3	-	11/20/16	UT RIO GRANDE VALLEY	w 95-67	11596
FIELD GOALS-ATT	539-1107	467-1175	12/05/16	STETSON	w 95-68	9839
Field goal pct	.487	.397	12/08/16	IOWA STATE	w 78-64	13956
3 POINT FG-ATT	165-394	139-453	# 12/17/16	vs Northern Iowa	w 69-46	15028
3-point FG pct	.419	.307	12/20/16	NORTH DAKOTA	w 84-73	11099
3-pt FG made per game	9.2	7.7	12/22/16	DELAWARE STATE	w 89-57	11886
FREE THROWS-ATT	288-418	183-267	* 01/01/17	MICHIGAN	Wot 86-83	13988
Free throw pct	.689	.685	* 01/08/17	RUTGERS	w 68-62	11347
F-Throws made per game	16.0	10.2	* 01/12/17	PURDUE	w 83-78	10752
REBOUNDS	715	678	* 01/28/17	OHIO STATE	w 85-72	15138
Rebounds per game	39.7	37.7	* 01/31/17	at Rutgers	w 83-63	4389
Rebounding margin	+2.1	-	* 02/05/17	NEBRASKA	w 81-70	13495
ASSISTS	342	280	* 02/21/17	INDIANA	Wot 96-90	11372
Assists per game	19.0	15.6	* 02/25/17	at Maryland	w 83-69	17615
TURNOVERS	236	273	* 03/02/17	at Wisconsin	w 59-57	17287
Turnovers per game	13.1	15.2	* 03/05/17	PENN STATE	w 90-79	15400
Turnover margin	+2.1	-				
Assist/turnover ratio	1.4	1.0				
STEALS	138	123				
Steals per game	7.7	6.8				
BLOCKS	73	43				
Blocks per game	4.1	2.4				
ATTENDANCE	174246	54319				
Home games-Avg/Game	14-12446	3-13097				
Neutral site-Avg/Game	-	1-15028				

* = Conference game
^ = Emerald Coast Classic - Niceville, Florida
= The Hy-Vee Classic - Des Moines, Iowa

Score by Periods	1st	2nd	OT	Totals
Iowa	747	751	33	1531
Opponents	564	668	24	1256

IOWA HAWKEYE BASKETBALL
Iowa Combined Team Statistics (as of Mar 05, 2017)
Games lost

RECORD:	OVERALL	HOME	AWAY	NEUTRAL
ALL GAMES	0-13	0-4	0-7	0-2
CONFERENCE	0-8	0-2	0-6	0-0
NON-CONFERENCE	0-5	0-2	0-1	0-2

#	Player	gp-gs	min	avg	Total		3-Point		F-Throw		Rebounds					pts	avg							
					fg-fga	fg%	3fg-fga	3fg%	ft-fa	ft%	off	def	tot	avg	pf			dq	a	to	blk	stl		
14	Jok, Peter	13-13	424	32.6	78-200	.390	34-99	.343	75-81	.926	16	63	79	6.1	32	1	30	39	1	16	265	20.4		
05	Cook, Tyler	11-10	277	25.2	47-89	.528	1-5	.200	37-57	.649	21	27	48	4.4	26	0	10	27	4	9	132	12.0		
03	Bohannon, Jordan	13-10	378	29.1	37-123	.301	29-89	.326	9-12	.750	6	24	30	2.3	25	0	52	30	2	13	112	8.6		
35	Pemsl, Cordell	13-7	240	18.5	37-64	.578	0-1	.000	32-48	.667	18	36	54	4.2	28	0	9	24	7	7	106	8.2		
51	Baer, Nicholas	13-5	328	25.2	30-77	.390	14-45	.311	6-12	.500	31	45	76	5.8	36	1	21	13	19	15	80	6.2		
04	Moss, Isaiah	13-10	201	15.5	25-68	.368	6-23	.261	6-8	.750	4	11	15	1.2	18	1	9	14	5	2	62	4.8		
00	Wagner, Ahmad	13-4	199	15.3	19-46	.413	0-1	.000	17-33	.515	27	14	41	3.2	30	0	18	6	4	10	55	4.2		
25	Uhl, Dom	11-3	175	15.9	14-40	.350	4-20	.200	10-12	.833	10	29	39	3.5	14	0	11	11	3	1	42	3.8		
15	Kriener, Ryan	10-0	81	8.1	14-31	.452	1-4	.250	1-2	.500	6	13	19	1.9	13	0	1	7	1	2	30	3.0		
24	Ellingson, Brady	13-0	189	14.5	12-36	.333	9-21	.429	4-4	1.000	4	9	13	1.0	13	0	12	6	0	6	37	2.8		
10	Williams, Christian	13-3	182	14.0	12-45	.267	2-7	.286	4-10	.400	6	17	23	1.8	17	0	21	12	0	12	30	2.3		
01	Dailey, Maishe	5-0	20	4.0	2-3	.667	0-1	.000	0-0	.000	0	2	2	0.4	1	0	1	1	0	0	4	0.8		
23	Jones, Dale	3-0	6	2.0	0-3	.000	0-2	.000	0-0	.000	0	3	3	1.0	1	0	1	1	0	0	0	0.0		
Team											23	20	43						1					
Total.....		13	2700	327-825		.396	100-318	.314	201-279	.720	172	313	485	37.3	255	3	196	191	46	93	955	73.5		
Opponents.....		13	2700	413-832		.496	121-293	.413	187-274	.682	155	369	524	40.3	246	7	249	175	61	112	1134	87.2		

TEAM STATISTICS	IOWA	OPP	Date	Opponent	Score	Att.
SCORING	955	1134	11/17/16	SETON HALL	L 83-91	10391
Points per game	73.5	87.2	^ 11/25/16	vs Virginia	L 41-74	2196
Scoring margin	-13.8	-	^ 11/26/16	vs Memphis	L 92-100	2196
FIELD GOALS-ATT	327-825	413-832	11/29/16	at Notre Dame	L 78-92	7660
Field goal pct	.396	.496	12/03/16	OMAHA	L 89-98	11618
3 POINT FG-ATT	100-318	121-293	* 12/28/16	at Purdue	L 67-89	14804
3-point FG pct	.314	.413	* 01/05/17	at Nebraska	Lo2 90-93	14939
3-pt FG made per game	7.7	9.3	* 01/15/17	at Northwestern	L 54-89	7732
FREE THROWS-ATT	201-279	187-274	* 01/19/17	MARYLAND	L 76-84	11040
Free throw pct	.720	.682	* 01/25/17	at Illinois	L 64-76	11787
F-Throws made per game	15.5	14.4	* 02/08/17	at Minnesota	Lo2 89-101	11481
REBOUNDS	485	524	* 02/11/17	at Michigan State	L 66-77	14797
Rebounds per game	37.3	40.3	* 02/18/17	ILLINOIS	L 66-70	15400
Rebounding margin	-3.0	-				
ASSISTS	196	249	* = Conference game			
Assists per game	15.1	19.2	^ = Emerald Coast Classic - Niceville, Florida			
TURNOVERS	191	175	# = The Hy-Vee Classic - Des Moines, Iowa			
Turnovers per game	14.7	13.5				
Turnover margin	-1.2	-				
Assist/turnover ratio	1.0	1.4				
STEALS	93	112				
Steals per game	7.2	8.6				
BLOCKS	46	61				
Blocks per game	3.5	4.7				
ATTENDANCE	48449	87592				
Home games-Avg/Game	4-12112	7-11886				
Neutral site-Avg/Game	-	2-2196				

Score by Periods	1st	2nd	OT	OT2	Totals
Iowa	437	490	16	12	955
Opponents	536	555	16	27	1134

IOWA HAWKEYE BASKETBALL
Iowa Combined Team Statistics (as of Mar 05, 2017)
Non-conference games

RECORD:	OVERALL	HOME	AWAY	NEUTRAL
ALL GAMES	8-5	7-2	0-1	1-2
CONFERENCE	0-0	0-0	0-0	0-0
NON-CONFERENCE	8-5	7-2	0-1	1-2

##	Player	gp-gs	min	avg	Total		3-Point		F-Throw		Rebounds				pf	dq	a	to	blk	stl	pts	avg
					fg-fga	fg%	3fg-fga	3fg%	ft-fa	ft%	off	def	tot	avg								
14	Jok, Peter	13-13	376	28.9	95-210	.452	42-100	.420	62-67	.925	12	68	80	6.2	24	0	29	23	0	15	294	22.6
05	Cook, Tyler	6-6	154	25.7	31-55	.564	1-6	.167	19-32	.594	15	17	32	5.3	10	0	8	18	3	3	82	13.7
35	Pemsl, Cordell	13-6	240	18.5	52-70	.743	0-1	.000	29-56	.518	21	47	68	5.2	30	0	13	19	11	7	133	10.2
03	Bohannon, Jordan	13-7	340	26.2	35-107	.327	28-74	.378	15-18	.833	2	28	30	2.3	19	0	61	32	0	6	113	8.7
04	Moss, Isaiah	13-7	213	16.4	36-76	.474	14-37	.378	12-15	.800	3	20	23	1.8	22	1	13	14	6	6	98	7.5
51	Baer, Nicholas	13-8	272	20.9	29-70	.414	12-39	.308	20-27	.741	29	48	77	5.9	35	1	25	10	15	19	90	6.9
24	Ellingson, Brady	13-0	189	14.5	24-39	.615	13-22	.591	12-12	1.000	1	10	11	0.8	17	0	6	5	0	3	73	5.6
00	Wagner, Ahmad	13-5	234	18.0	23-46	.500	0-1	.000	22-44	.500	21	30	51	3.9	35	0	24	14	10	11	68	5.2
25	Uhl, Dom	13-7	227	17.5	19-55	.345	5-24	.208	21-32	.656	18	37	55	4.2	18	0	16	20	3	2	64	4.9
01	Dailey, Maishe	7-0	66	9.4	8-18	.444	4-11	.364	1-4	.250	3	15	18	2.6	3	0	3	3	1	3	21	3.0
15	Kriener, Ryan	10-0	68	6.8	11-20	.550	0-2	.000	6-10	.600	7	19	26	2.6	12	0	3	7	4	3	28	2.8
10	Williams, Christian	13-6	211	16.2	14-39	.359	2-9	.222	4-6	.667	4	22	26	2.0	14	0	30	13	1	11	34	2.6
11	Rose, Charlie	6-0	8	1.3	1-3	.333	0-1	.000	0-0	.000	0	1	1	0.2	3	0	1	1	0	0	2	0.3
23	Jones, Dale	1-0	2	2.0	0-1	.000	0-0	.000	0-0	.000	0	1	1	1.0	1	0	1	1	0	0	0	0.0
Team											13	17	30		1							
Total.....		13	2600		378-809	.467	121-327	.370	223-323	.690	149	380	529	40.7	244	2	233	180	54	89	1100	84.6
Opponents.....		13	2600		353-857	.412	105-304	.345	177-256	.691	171	337	508	39.1	269	6	189	183	29	93	988	76.0

TEAM STATISTICS	IOWA	OPP	Date	Opponent	Score	Att.
SCORING	1100	988	11/11/16	KENNESAW STATE	w 91-74	13007
Points per game	84.6	76.0	11/13/16	SAVANNAH STATE	w 116-84	11371
Scoring margin	+8.6	-	11/17/16	SETON HALL	L 83-91	10391
FIELD GOALS-ATT	378-809	353-857	11/20/16	UT RIO GRANDE VALLEY	w 95-67	11596
Field goal pct	.467	.412	^ 11/25/16	vs Virginia	L 41-74	2196
3 POINT FG-ATT	121-327	105-304	^ 11/26/16	vs Memphis	L 92-100	2196
3-point FG pct	.370	.345	11/29/16	at Notre Dame	L 78-92	7660
3-pt FG made per game	9.3	8.1	12/03/16	OMAHA	L 89-98	11618
FREE THROWS-ATT	223-323	177-256	12/05/16	STETSON	w 95-68	9839
Free throw pct	.690	.691	12/08/16	IOWA STATE	w 78-64	13956
F-Throws made per game	17.2	13.6	# 12/17/16	vs Northern Iowa	w 69-46	15028
REBOUNDS	529	508	12/20/16	NORTH DAKOTA	w 84-73	11099
Rebounds per game	40.7	39.1	12/22/16	DELAWARE STATE	w 89-57	11886
Rebounding margin	+1.6	-				
ASSISTS	233	189				
Assists per game	17.9	14.5				
TURNOVERS	180	183				
Turnovers per game	13.8	14.1				
Turnover margin	+0.2	-				
Assist/turnover ratio	1.3	1.0				
STEALS	89	93				
Steals per game	6.8	7.2				
BLOCKS	54	29				
Blocks per game	4.2	2.2				
ATTENDANCE	104763	27080				
Home games-Avg/Game	9-11640	1-7660				
Neutral site-Avg/Game	-	3-6473				

* = Conference game
^ = Emerald Coast Classic - Niceville, Florida
= The Hy-Vee Classic - Des Moines, Iowa

Score by Periods	1st	2nd	Totals
Iowa	554	546	1100
Opponents	449	539	988

IOWA HAWKEYE BASKETBALL
Iowa Combined Team Statistics (as of Mar 05, 2017)
Conference games

RECORD:	OVERALL	HOME	AWAY	NEUTRAL
ALL GAMES	10-8	7-2	3-6	0-0
CONFERENCE	10-8	7-2	3-6	0-0
NON-CONFERENCE	0-0	0-0	0-0	0-0

##	Player	gp-gs	min	Total		3-Point		F-Throw		Rebounds				pf	dq	a	to	blk	stl	pts	avg	
				fg-fga	fg%	3fg-fga	3fg%	ft-fga	ft%	off	def	tot	avg									
14	Jok, Peter	16-16	506	31.6	85-214	.397	33-99	.333	88-96	.917	17	67	84	5.3	38	1	48	48	2	18	291	18.2
05	Cook, Tyler	18-17	431	23.9	78-153	.510	1-2	.500	50-79	.633	31	60	91	5.1	49	0	15	38	6	15	207	11.5
03	Bohannon, Jordan	18-18	549	30.5	61-157	.389	45-113	.398	24-28	.857	7	35	42	2.3	29	0	80	36	2	20	191	10.6
35	Pemsl, Cordell	18-8	355	19.7	54-98	.551	0-0	.000	38-58	.655	32	47	79	4.4	44	0	19	30	12	13	146	8.1
51	Baer, Nicholas	18-2	468	26.0	55-119	.462	29-67	.433	6-15	.400	37	72	109	6.1	36	0	33	16	24	26	145	8.1
04	Moss, Isaiah	18-18	302	16.8	37-102	.363	10-29	.345	11-14	.786	5	20	25	1.4	19	0	12	20	4	7	95	5.3
00	Wagner, Ahmad	18-10	260	14.4	33-68	.485	0-1	.000	14-31	.452	36	16	52	2.9	31	0	18	12	4	14	80	4.4
24	Ellingson, Brady	18-0	281	15.6	25-66	.379	19-42	.452	6-6	1.000	6	19	25	1.4	10	0	31	7	0	8	75	4.2
15	Kriener, Ryan	15-0	139	9.3	25-46	.543	1-3	.333	3-4	.750	9	23	32	2.1	23	0	7	10	5	2	54	3.6
25	Uhl, Dom	16-0	211	13.2	14-38	.368	5-17	.294	14-20	.700	11	34	45	2.8	12	0	18	10	6	3	47	2.9
10	Williams, Christian	18-0	210	11.7	18-51	.353	0-4	.000	10-21	.476	6	21	27	1.5	14	0	22	15	0	15	46	2.6
01	Dailey, Maishe	4-0	24	6.0	2-4	.500	0-1	.000	2-2	1.000	0	1	1	0.3	3	0	2	2	0	1	6	1.5
23	Jones, Dale	4-1	13	3.3	1-7	.143	1-7	.143	0-0	.000	1	2	3	0.8	4	0	0	1	0	0	3	0.8
11	Rose, Charlie	1-0	1	1.0	0-0	.000	0-0	.000	0-0	.000	0	0	0	0.0	0	0	0	0	0	0	0	0.0
Team											29	27	56				2					
Total.....		18	3750		488-1123	.435	144-385	.374	266-374	.711	227	444	671	37.3	312	1	305	247	65	142	1386	77.0
Opponents.....		18	3750		527-1150	.458	155-442	.351	193-285	.677	228	466	694	38.6	347	12	340	265	75	142	1402	77.9

TEAM STATISTICS	IOWA	OPP	Date	Opponent	Score	Att.
SCORING	1386	1402	* 12/28/16	at Purdue	L 67-89	14804
Points per game	77.0	77.9	* 01/01/17	MICHIGAN	Wot 86-83	13988
Scoring margin	-0.9	-	* 01/05/17	at Nebraska	Lo2 90-93	14939
FIELD GOALS-ATT	488-1123	527-1150	* 01/08/17	RUTGERS	W 68-62	11347
Field goal pct	.435	.458	* 01/12/17	PURDUE	W 83-78	10752
3 POINT FG-ATT	144-385	155-442	* 01/15/17	at Northwestern	L 54-89	7732
3-point FG pct	.374	.351	* 01/19/17	MARYLAND	L 76-84	11040
3-pt FG made per game	8.0	8.6	* 01/25/17	at Illinois	L 64-76	11787
FREE THROWS-ATT	266-374	193-285	* 01/28/17	OHIO STATE	W 85-72	15138
Free throw pct	.711	.677	* 01/31/17	at Rutgers	W 83-63	4389
F-Throws made per game	14.8	10.7	* 02/05/17	NEBRASKA	W 81-70	13495
REBOUNDS	671	694	* 02/08/17	at Minnesota	Lo2 89-101	11481
Rebounds per game	37.3	38.6	* 02/11/17	at Michigan State	L 66-77	14797
Rebounding margin	-1.3	-	* 02/18/17	ILLINOIS	L 66-70	15400
ASSISTS	305	340	* 02/21/17	INDIANA	Wot 96-90	11372
Assists per game	16.9	18.9	* 02/25/17	at Maryland	W 83-69	17615
TURNOVERS	247	265	* 03/02/17	at Wisconsin	W 59-57	17287
Turnovers per game	13.7	14.7	* 03/05/17	PENN STATE	W 90-79	15400
Turnover margin	+1.0	-				
Assist/turnover ratio	1.2	1.3				
STEALS	142	142				
Steals per game	7.9	7.9				
BLOCKS	65	75				
Blocks per game	3.6	4.2				
ATTENDANCE	117932	114831				
Home games-Avg/Game	9-13104	9-12759				
Neutral site-Avg/Game	-	0-0				

* = Conference game
^ = Emerald Coast Classic - Niceville, Florida
= The Hy-Vee Classic - Des Moines, Iowa

Score by Periods	1st	2nd	OT	OT2	Totals
Iowa	630	695	49	12	1386
Opponents	651	684	40	27	1402

IOWA HAWKEYE BASKETBALL
Iowa Combined Team Statistics (as of Mar 05, 2017)
All games

RECORD:	OVERALL	HOME	AWAY	NEUTRAL
ALL GAMES	18-13	14-4	3-7	1-2
CONFERENCE	10-8	7-2	3-6	0-0
NON-CONFERENCE	8-5	7-2	0-1	1-2

##	Player	gp-gs	min	avg	Total		3-Point		F-Throw		Rebounds				pf	dq	a	to	blk	stl	pts	avg
					fg-fga	fg%	3fg-fga	3fg%	ft-fa	ft%	off	def	tot	avg								
14	Jok, Peter	29-29	882	30.4	180-424	.425	75-199	.377	150-163	.920	29	135	164	5.7	62	1	77	71	2	33	585	20.2
05	Cook, Tyler	24-23	585	24.4	109-208	.524	2-8	.250	69-111	.622	46	77	123	5.1	59	0	23	56	9	18	289	12.0
03	Bohannon, Jordan	31-25	889	28.7	96-264	.364	73-187	.390	39-46	.848	9	63	72	2.3	48	0	141	68	2	26	304	9.8
35	Pemsl, Cordell	31-14	595	19.2	106-168	.631	0-1	.000	67-114	.588	53	94	147	4.7	74	0	32	49	23	20	279	9.0
51	Baer, Nicholas	31-10	740	23.9	84-189	.444	41-106	.387	26-42	.619	66	120	186	6.0	71	1	58	26	39	45	235	7.6
04	Moss, Isaiah	31-25	515	16.6	73-178	.410	24-66	.364	23-29	.793	8	40	48	1.5	41	1	25	34	10	13	193	6.2
00	Wagner, Ahmad	31-15	494	15.9	56-114	.491	0-2	.000	36-75	.480	57	46	103	3.3	66	0	42	26	14	25	148	4.8
24	Ellingson, Brady	31-0	470	15.2	49-105	.467	32-64	.500	18-18	1.000	7	29	36	1.2	27	0	37	12	0	11	148	4.8
25	Uhl, Dom	29-7	438	15.1	33-93	.355	10-41	.244	35-52	.673	29	71	100	3.4	30	0	34	30	9	5	111	3.8
15	Kriener, Ryan	25-0	207	8.3	36-66	.545	1-5	.200	9-14	.643	16	42	58	2.3	35	0	10	17	9	5	82	3.3
10	Williams, Christian	31-6	421	13.6	32-90	.356	2-13	.154	14-27	.519	10	43	53	1.7	28	0	52	28	1	26	80	2.6
01	Dailey, Maishe	11-0	90	8.2	10-22	.455	4-12	.333	3-6	.500	3	16	19	1.7	6	0	5	5	1	4	27	2.5
23	Jones, Dale	5-1	15	3.0	1-8	.125	1-7	.143	0-0	.000	1	3	4	0.8	5	0	1	2	0	0	3	0.6
11	Rose, Charlie	7-0	9	1.3	1-3	.333	0-1	.000	0-0	.000	0	1	1	0.1	3	0	1	1	0	0	2	0.3
Team											42	44	86		1		2					
Total.....		31	6350		866-1932	.448	265-712	.372	489-697	.702	376	824	1200	38.7	556	3	538	427	119	231	2486	80.2
Opponents.....		31	6350		880-2007	.438	260-746	.349	370-541	.684	399	803	1202	38.8	616	18	529	448	104	235	2390	77.1

TEAM STATISTICS	IOWA	OPP	Date	Opponent	Score	Att.
SCORING	2486	2390	11/11/16	KENNESAW STATE	w 91-74	13007
Points per game	80.2	77.1	11/13/16	SAVANNAH STATE	w 116-84	11371
Scoring margin	+3.1	-	11/17/16	SETON HALL	L 83-91	10391
FIELD GOALS-ATT	866-1932	880-2007	11/20/16	UT RIO GRANDE VALLEY	w 95-67	11596
Field goal pct	.448	.438	^ 11/25/16	vs Virginia	L 41-74	2196
3 POINT FG-ATT	265-712	260-746	^ 11/26/16	vs Memphis	L 92-100	2196
3-point FG pct	.372	.349	11/29/16	at Notre Dame	L 78-92	7660
3-pt FG made per game	8.5	8.4	12/03/16	OMAHA	L 89-98	11618
FREE THROWS-ATT	489-697	370-541	12/05/16	STETSON	w 95-68	9839
Free throw pct	.702	.684	12/08/16	IOWA STATE	w 78-64	13956
F-Throws made per game	15.8	11.9	# 12/17/16	vs Northern Iowa	w 69-46	15028
REBOUNDS	1200	1202	12/20/16	NORTH DAKOTA	w 84-73	11099
Rebounds per game	38.7	38.8	12/22/16	DELAWARE STATE	w 89-57	11886
Rebounding margin	-0.1	-	* 12/28/16	at Purdue	L 67-89	14804
ASSISTS	538	529	* 01/01/17	MICHIGAN	Wot 86-83	13988
Assists per game	17.4	17.1	* 01/05/17	at Nebraska	Lo2 90-93	14939
TURNOVERS	427	448	* 01/08/17	RUTGERS	w 68-62	11347
Turnovers per game	13.8	14.5	* 01/12/17	PURDUE	w 83-78	10752
Turnover margin	+0.7	-	* 01/15/17	at Northwestern	L 54-89	7732
Assist/turnover ratio	1.3	1.2	* 01/19/17	MARYLAND	L 76-84	11040
STEALS	231	235	* 01/25/17	at Illinois	L 64-76	11787
Steals per game	7.5	7.6	* 01/28/17	OHIO STATE	w 85-72	15138
BLOCKS	119	104	* 01/31/17	at Rutgers	w 83-63	4389
Blocks per game	3.8	3.4	* 02/05/17	NEBRASKA	w 81-70	13495
ATTENDANCE	222695	141911	* 02/08/17	at Minnesota	Lo2 89-101	11481
Home games-Avg/Game	18-12372	10-12249	* 02/11/17	at Michigan State	L 66-77	14797
Neutral site-Avg/Game	-	3-6473	* 02/18/17	ILLINOIS	L 66-70	15400
			* 02/21/17	INDIANA	Wot 96-90	11372
Score by Periods	1st	2nd	OT	OT2	Totals	
Iowa	1184	1241	49	12	2486	
Opponents	1100	1223	40	27	2390	
						* 02/25/17 at Maryland w 83-69 17615
						* 03/02/17 at Wisconsin w 59-57 17287
						* 03/05/17 PENN STATE w 90-79 15400

* = Conference game
^ = Emerald Coast Classic - Niceville, Florida
= The Hy-Vee Classic - Des Moines, Iowa

2016-17 IOWA HAWKEYES RADIO/TV ROSTER



#0
AHMAD WAGNER
F, 6-7, 235, So.



#1
MAISHE DAILEY
G, 6-6, 183, Fr.



#3
JORDAN BOHANNON
G, 6-0, 182, Fr.




#4
ISAIAH MOSS
G, 6-5, 205, RS-Fr.



#5
TYLER COOK
F, 6-9, 253, Fr.



#10
CHRISTIAN WILLIAMS
G, 6-5, 200, So.




#11
CHARLIE ROSE
G, 6-4, 185, Jr.



#14
PETER JOK
G, 6-6, 205, Sr.




#15
RYAN KRIENER
F, 6-9, 247, Fr.



#20
RILEY TILL
F, 6-6, 192, Fr.



#23
DALE JONES
F, 6-7, 227, Sr.




#24
BRADY ELLINGSON
G, 6-4, 193, So.



#25
DOM UHL
F, 6-9, 217, Jr.



#35
CORDELL PEMSL
F, 6-8, 249, Fr.



#51
NICHOLAS BAER
F, 6-7, 205, So.



FRAN MCCAFFERY
Head Coach



KIRK SPERAW
Assistant Coach



SHERMAN DILLARD
Assistant Coach



ANDREW FRANCIS
Assistant Coach