



IOWA HAWKEYES

12-17 Overall, 3-13 Big Ten

3 FINAL FOURS | 8 BIG TEN CHAMPIONSHIPS | 2 BIG TEN TOURNAMENT TITLES | 25 NCAA TOURNAMENTS

IOWA (12-17, 3-13) vs. MINNESOTA (14-15, 3-13)

Feb. 21, 2018 // Minneapolis, Minnesota // Williams Arena // 8:05 p.m. CT

IOWA HAWKEYES

Pos.	No.	Name	Ht.	Wt.	Yr.	Hometown	Statistical Summary
G	3	Jordan Bohannon	6-0	190	So.	Marion, Iowa	13.2 ppg, 2.1 rpg, 5.3 apg
G	4	Isaiah Moss	6-5	205	RS-So.	Chicago, Ill.	10.6 ppg, 2.2 rpg, 1.9 apg
F	2	Jack Nunge	6-7	195	Fr.	Newburgh, Ind.	6.1 ppg, 2.8 rpg, 0.8 bpg
F	5	Tyler Cook	6-9	255	So.	St. Louis, Mo.	15.7 ppg, 6.7 rpg, 1.6 apg
C	55	Luka Garza	6-11	235	Fr.	Washington, D.C.	11.5 ppg, 6.3 rpg, 1.1 bpg

Head Coach: Fran McCaffery (Penn, 1979); Eighth Season at Iowa (149-118); 21st Season Overall (400-295)

MINNESOTA GOLDEN GOPHERS

Pos.	No.	Name	Ht.	Wt.	Yr.	Hometown	Statistical Summary
G	2	Nate Mason	6-2	190	Sr.	Decatur, Georgia	16.2 ppg, 3.8 rpg, 4.25 apg
G	1	Dupree McBrayer	6-5	190	Jr.	Queens, N.Y.	9.5 ppg, 2.2 rpg, 2.5 apg
F	42	Michael Hurt	6-7	220	So.	Rochester, Minn.	3.3 ppg, 2.2 rpg, 1.0 apg
F	3	Jordan Murphy	6-6	240	Jr.	San Antonio, Texas	17.3 ppg, 11.4 rpg, 1.1 spg
C	21	Bakary Konate	6-11	240	Sr.	Bamako, Mali	1.7 ppg, 3.2 rpg, 0.6 bpg

Head Coach: Richard Pitino (Providence, 2005); Fifth Season at Minnesota (89-76); Sixth Season Overall (107-90)

GAME #30 STORYLINES

- Wednesday will be the 200th meeting between Iowa and Minnesota. Four of the last five meetings in Minneapolis have been decided by six points or fewer, dating back to 2012, with the fifth contest being a double-digit decision in double overtime last season.
- Iowa is 11-1 this season when leading with five minutes remaining in the second half. The lone setback came last Tuesday to No. 4 Michigan State.
- Iowa last victory came on Jan. 30 over Minnesota, earning Fran McCaffery his 400th career victory as a head coach.
- Sophomore Tyler Cook has recorded double-doubles in five of Iowa's last 11 games.
- Over the previous 25 seasons, just five Big Ten freshmen have averaged 11 points, six rebounds, one assist, and one block per game. Currently, Luka Garza averages 11.5 points, 6.3 rebounds, 1.1 assists, and 1.1 blocks.
- Jordan Bohannon (.897). Bohannon enters Wednesday's contest at Minnesota having made 32 consecutive free throw attempts, dating back to Jan. 4 (Ohio State). Chris Street is Iowa's record holder, making 34 straight free throws in 1993.
- All 12 of Iowa's wins this season have come when scoring 80 points or more. Iowa has scored 93 points or more in three Big Ten games in the same season (Illinois, Minnesota, and Michigan State) for the first time since 1994-95.
- Luka Garza, a two-time Big Ten Freshman of the Week honoree, ranks first among Big Ten freshmen in rebounding (6.3) and third in field goal percentage (.556). Garza's four double-doubles are the most by an Iowa freshman since Aaron White's four in 2011-12.
- Tyler Cook has 55 dunks this season, including a season-best six in a win over Drake.
- Iowa has played only two games this year with a full roster (Drake and Southern Utah).
- Jordan Bohannon is the sixth player nationally to make five or more triples in five straight road games over the last 20 years. He ranks eighth in career 3-pointers at Iowa (170).
- Jordan Bohannon has six 10+ assists games in his career, matching Cal Wulfsberg for the most by a Hawkeye in program history. Bohannon's six career double-doubles -- all in points and assists -- are the most in program history.
- Iowa's top four scorers are underclassmen, with all four averaging double figures.
- The Hawkeyes registered their third largest comeback in school history, and second largest on the road, when they rallied from a 20-point deficit at Illinois on Jan. 11.

2017-18 SCHEDULE/RESULTS

Date	Opponent (TV)	Time
Nov. 10	Chicago State	W, 95-62
Nov. 12	Alabama State ^	W, 92-58
Nov. 16	Grambling State	W, 85-74
Nov. 20	vs. Louisiana #	L, 71-80
Nov. 21	vs. South Dakota State #	L, 72-80
Nov. 22	vs. UAB #	W, 95-85
Nov. 28	at Virginia Tech %	L, 55-79
Dec. 2	Penn State	L, 73-77
Dec. 4	at Indiana	L, 64-77
Dec. 7	at Iowa State +	L, 78-84
Dec. 10	Southern	W, 91-60
Dec. 16	vs. Drake *	W, 94-60
Dec. 19	Southern Utah	W, 92-64
Dec. 22	vs. Colorado !	W, 80-73
Dec. 29	Northern Illinois	W, 98-75
Jan. 2	Michigan	L, 68-75
Jan. 4	Ohio State	L, 81-92
Jan. 7	at Maryland	L, 73-91
Jan. 11	at Illinois	W, 104-97 (OT)
Jan. 17	at Rutgers	L, 64-80
Jan. 20	#3/3 Purdue	L, 64-87
Jan. 23	Wisconsin	W, 85-67
Jan. 27	at Nebraska	L, 84-98
Jan. 30	Minnesota	W, 94-80
Feb. 3	at Penn State	L, 58-82
Feb. 6	#4/4 Michigan State	L, 93-96
Feb. 10	at #14/16 Ohio State	L, 64-82
Feb. 14	at #22/21 Michigan	L, 59-74
Feb. 17	Indiana	L, 82-84
Feb. 21	at Minnesota (BTN)	8:05 p.m.
Feb. 25	Northwestern (BTN)	6:37 p.m.

all times listed are central

^ -- Cayman Islands Classic Preliminary Game
 # -- Cayman Islands Classic - Cayman Islands
 % -- Big Ten/ACC Challenge
 + -- Iowa Corn Cy-Hawk Series
 * -- The Hy-Vee Classic - Des Moines, Iowa
 ! -- Played in Sioux Falls, South Dakota
 \$ -- Big Ten Tournament - New York City

PRONUNCIATION GUIDE

Kirk Speraw.....	SPEAR-awe
Nicholas Baer.....	BAY-IR
Maishe Dailey.....	MAY-she
Luka Garza.....	LOU-kah
Ryan Kriener.....	KREEN-ir
Jack Nunge.....	NONE-gee (rhymes with bungee)
Cordell PemsI.....	PEM-sul
Dom Uhl.....	YULE

MULTIMEDIA GAME INFORMATION

TELEVISION

• BTN

Dave Revsine (PxP)
Jon Crispin (analyst)

MOBILE APPS/ONLINE

• BTN2GO

RADIO

• Hawkeye Radio Network • Sirius 81, XM 81

Gary Dolphin (PxP)
Bob Hansen (analyst)

LIVE STATISTICS

• StatBroadcast

hawkeyesports.com

twitter.com/iowahoops



facebook.com/hawkeyehoops



hawkeyebasketball.com



hawkeyesports.com

INSIDE THE NUMBERS

	IOWA	MINN
Scoring Average	79.4	76.0
Scoring Defense	78.5	74.9
Scoring Margin	+0.9	+2.9
FG%	.480	.434
FG% Defense	.463	.435
FT%	.693	.708
3-PT FG%	.378	.350
3-PT FG% Defense	.373	.374
Rebound Margin	+4.3	+0.9
Assists Per Game	18.3	15.1
Turnovers Per Game	13.4	11.1
Steals Per Game	5.3	5.6
Blocks Per Game	4.3	5.4

MISCELLANEOUS STATS

Double-Figure Scoring Games...	14-15	15-16	16-17	17-18	Career
Player					
Tyler Cook	---	---	19	22	41
Jordan Bohannon	---	---	17	19	36
Isaiah Moss	---	---	9	17	26
Cordell Pems	---	---	15	8	23
Nicholas Baer	---	5	10	5	20
Luka Garza	---	---	---	16	16
Dom Uhl	1	7	1	---	9
Brady Ellingson	---	1	6	1	8
Jack Nunge	---	---	---	7	7
Ahmad Wagner	---	1	4	1	6
Maishe Dailey	---	---	---	4	4
Ryan Kriener	---	---	2	---	2

20-Point Scoring Games...	14-15	15-16	16-17	17-18	Career
Player					
Jordan Bohannon	---	---	5	6	11
Tyler Cook	---	---	2	9	11
Isaiah Moss	---	---	1	2	3
Luka Garza	---	---	---	3	3
Brady Ellingson	---	1	1	---	2

Double-Figure Rebounding Games...	14-15	15-16	16-17	17-18	Career
Player					
Nicholas Baer	---	---	6	3	9
Tyler Cook	---	---	3	6	9
Luka Garza	---	---	---	5	5
Cordell Pems	---	---	2	1	3
Dom Uhl	---	1	1	---	2

Double-Doubles...	14-15	15-16	16-17	17-18	Career
Player					
Tyler Cook	---	---	2	6	8
Jordan Bohannon	---	---	3	3	6
Nicholas Baer	---	---	3	1	4
Luka Garza	---	---	---	4	4
Dom Uhl	---	1	---	---	1
Cordell Pems	---	---	1	---	1

4+ Three-Pointer Games...	14-15	15-16	16-17	17-18	Career
Player					
Jordan Bohannon	---	---	8	12	20
Isaiah Moss	---	---	2	4	6
Nicholas Baer	---	1	3	---	4
Brady Ellingson	---	---	2	---	2

5+ Assists Games...	14-15	15-16	16-17	17-18	Career
Player					
Jordan Bohannon	---	---	20	18	38
Brady Ellingson	---	---	2	1	3
Nicholas Baer	---	---	2	1	3
Isaiah Moss	---	---	1	2	3
Cordell Pems	---	---	1	1	2
Ahmad Wagner	---	---	1	---	1
Dom Uhl	---	---	1	---	1
Tyler Cook	---	---	---	1	1

3+ Steals Games...	14-15	15-16	16-17	17-18	Career
Player					
Nicholas Baer	---	---	---	8	8
Jordan Bohannon	---	---	---	3	3
Cordell Pems	---	---	---	2	2
Jack Nunge	---	---	---	2	2
Tyler Cook	---	---	---	2	2
Isaiah Moss	---	---	---	2	2
Dom Uhl	---	---	1	---	1
Ahmad Wagner	---	---	1	---	1
Luka Garza	---	---	---	1	1

3+ Blocks Games...	14-15	15-16	16-17	17-18	Career
Player					
Nicholas Baer	---	1	6	1	8
Luka Garza	---	---	---	4	4
Dom Uhl	---	1	1	---	2
Ryan Kriener	---	---	2	---	2
Jack Nunge	---	---	---	2	2
Ahmad Wagner	---	---	1	---	1
Cordell Pems	---	---	1	---	1

2017-18 MARGIN OF VICTORY/DEFEAT

Points	1	2	3	4	5	6	7	8	9	10+	15+	20+
Wins	0	0	0	0	0	1	1	0	0	3	1	6
Losses	0	1	1	1	0	1	1	1	1	4	3	3

THE SETTING

Iowa (12-17, 3-13) will play its road finale on Wednesday at Minnesota (14-15, 3-13). Tipoff is set for 8:05 p.m. (CT) at Williams Arena in Minneapolis. Tickets are available for purchase on gophersports.com. Iowa enters Wednesday's game having lost five in a row, while Minnesota has lost nine straight contests.

Wednesday concludes a stretch of playing three of four games on the road for the Hawkeyes.

ON THE AIR

Radio: Iowa games are broadcast on the Hawkeye Radio Network. Gary Dolphin handles the play-by-play, along with color commentator Bob Hansen. The network includes more than 40 stations that blanket the state of Iowa and include portions of Illinois, Nebraska, Minnesota, Missouri and Wisconsin. The Hawkeye Radio Network coverage includes a 60-minute pregame show.

TV: Wednesday's game will be televised nationally on BTN (BTN2GO). Dave Revsine and Jon Crispin will call the action.

INDIANA EDGES HAWKEYES, 84-82

The Hoosiers scored the game-winning basket with 49 seconds remaining to edge the Hawkeyes, 84-82, Saturday afternoon on Mediacom Court at Carver-Hawkeye Arena.

- Tyler Cook poured in 28 points, the most by the sophomore against a Big Ten team in his career. Cook also grabbed a game-best 10 rebounds for his team-leading sixth double-double of the season. The six double-doubles are the most by a Hawkeye since Adan Woodbury registered seven in 2015-16.
- Jordan Bohannon scored all 10 of his points in the final nine minutes of the game. The point guard also dished out a game-best seven assists, six of which came in the first 6:30 of the contest.
- Iowa took advantage of its free throw attempts, making 19 of its 22 attempts (.864). The 86.4 percentage was a season best for the Hawkeyes. Tyler Cook made 10-of-12 attempts from the charity stripe.
- The Hawkeyes were credited with 20 assists on 27 field goals made (.741).
- Iowa made 55 percent (27-of-49) of its field goal attempts, including making its first 10 attempts of the game. Indiana shot 56 percent (32-of-57) from the field, including 58 percent (14-of-24, .583) from 3-point territory.
- Iowa outrebounded the visiting Hoosiers by 14 (33-19). The Hawkeyes scored 14 points after 10 offensive rebounds.
- Four Hoosiers netted double figures: Robert Johnson (29), Devonte Green (18), Justin Smith (15), and Juwan Morgan (12). Johnson's 29 points are the most by an Iowa opposing player this season and his nine triples tied a Carver-Hawkeye Arena record.

2017-18 IOWA HAWKEYES ROSTER

No.	Name	Pos.	Ht.	Wt.	Yr.	Hometown (High School)
0	Ahmad Wagner	F	6-7	235	Jr.	Yellow Springs, Ohio (Wayne)
1	Maishe Dailey	G	6-7	195	So.	Beachwood, Ohio (Beachwood)
2	Jack Nunge	F	6-11	225	Fr.	Newburgh, Ind. (Castle)
3	Jordan Bohannon	G	6-0	180	So.	Marion, Iowa (Linn-Mar)
4	Isaiah Moss	G	6-5	205	So. [^]	Chicago, Ill. (Simeon)
5	Tyler Cook	F	6-9	255	So.	St. Louis, Mo. (Chaminade Prep)
11	Charlie Rose	G	6-4	190	Sr.	Elmhurst, Ill. (York Community)
13	Austin Ash	G	6-2	160	Fr.	Cedar Rapids, Iowa (Mount Vernon)
15	Ryan Kriener	F	6-9	250	So.	Spirit Lake, Iowa (Spirit Lake)
20	Riley Till	F	6-7	200	Fr. [^]	Dubuque, Iowa (Wahlert)
24	Brady Ellingson	G	6-4	196	Jr. [^]	Menomonee Falls, Wis. (Hamilton)
25	Dom Uhl	F	6-9	220	Sr.	Frankfurt, Germany (Point Pleasant Beach, NJ)
30	Connor McCaffery	G	6-5	200	Fr.	Iowa City, Iowa (West)
35	Cordell Pems	F	6-8	240	So.	Dubuque, Iowa (Wahlert)
51	Nicholas Baer	F	6-7	210	Jr. [^]	Bettendorf, Iowa (Bettendorf)
55	Luka Garza	F	6-11	235	Fr.	Washington, D.C. (Maret)

Head Coach: Fran McCaffery

Assistant Coaches: Kirk Speraw, Sherman Dillard, Andrew Francis



HEAD COACH FRAN McCAFFERY

Fran McCaffery, who is signed through the 2023 season, is in his eighth season as the head basketball coach at the University of Iowa and his 22nd year overall as a college head coach. McCaffery has reached the 20-win plateau eight of the last 11 seasons, including four of the last five years.

McCaffery spent five seasons (2005-10) as the head coach at Siena, six years at UNC-Greensboro (1999-2005) and three seasons at Lehigh (1985-88) before joining the Hawkeyes.

McCaffery has three decades of Division I coaching experience. He completed his 35th season as a collegiate coach in 2017, which includes 21 years as a head coach and 14 as an assistant. McCaffery is one of 12 coaches to lead four different Division I teams to the NCAA Tournament.

McCaffery, 57, holds a career mark of 400-295 (.576) and guided his teams to 11 postseason appearances (seven NCAA and four NIT). He is 149-118 (.558) at Iowa. McCaffery led Iowa to NCAA Tournament victories in two of the last three years (2015 and 2016), the first time Hawkeye teams have won tournament games in consecutive seasons since 1996-97.

Since taking over the Iowa program in 2010, the Hawkeyes have earned six postseason tournament berths (3 NCAA, 3 NIT). McCaffery coached Iowa to 25 victories in 2013, equaling the second-most win total in program history. McCaffery has guided five different Hawkeyes to all-conference honors, including four straight first team honorees. The last time Iowa had four consecutive first-team all-league honorees was 1945-48.

McCaffery has posted upper division finishes in each of the past five seasons at Iowa and 17 of 21 seasons as a head coach. He has posted 20 wins or more eight of the last 11 seasons, including four of the last five years at Iowa (2013, 2014, 2015, and 2016).

McCaffery and the Hawkeyes have made Carver-Hawkeye Arena one of the most feared arenas to play nationally. Fans have embraced McCaffery and his team's style of play with attendance increasing by more than 50 percent since 2010. The Hawkeyes boast a 73-17 (.811) home record the last five seasons, which includes a school-record 18 wins in 2014.

McCaffery's five years at Siena were the best in its 70-year history. He led the Saints on an incredible run that ended with three straight Metro Atlantic Athletic Conference championships and NCAA Tournament appearances. In so doing, Siena became the only program in the country to win its regular season and postseason title 2008-10.

McCaffery's Saints owned a 112-51 (.687) record in his five years with the program. He guided the Saints to four consecutive 20-win seasons.

The 2009 MAAC Coach of the Year and 2010 District I Coach of the Year is the third winningest coach, by percentage, in league history (.682, .756). He is the only coach to guide a MAAC program to two NCAA Tournament wins. McCaffery led his 2008 and 2009 teams to first round NCAA Tournament victories over Vanderbilt and Ohio State, respectively.

In his final two seasons at Siena, he coached the Saints to back-to-back 27-win campaigns and boasted a combined 39-3 (.929) record against MAAC opponents, which included MAAC Tournament contests.

McCaffery began his coaching career as an assistant at Penn (1982-83) and Lehigh (1983-85). After three seasons as head coach at Lehigh, he spent 11 seasons as an assistant at Notre Dame (1988-99).

McCaffery played basketball at Wake Forest his freshman year (1977-78) and then concluded his collegiate playing career at Penn his final three seasons (1979-82).

He earned his B.S. degree in Economics from The Wharton School (Penn) in 1982. McCaffery also earned a Master of Education from Lehigh in 1985.



THE McCAFFERY FILE

Born: May 23, 1959
Hometown: Philadelphia, Pa.
High School: LaSalle, 1977
College: B.S. in Economics, The Wharton School (Penn), 1982
Master of Education, Lehigh, 1985
Family: Wife, Margaret
Sons, Connor, Patrick and Jonathan Francis
Daughter, Marit Katherine
Brother, Jack (sportswriter in Philadelphia area)

Coaching Honors

MAAC Coach of the Year, 2009

NABC District I Coach of the Year, 2009-10

Coaching History (36 years)

1982-83 Assistant Coach, Penn
1983-85 Assistant Coach, Lehigh
1985-88 Head Coach, Lehigh
1988-99 Assistant Coach, Notre Dame
1999-05 Head Coach, UNC-Greensboro
2005-10 Head Coach, Siena
2010-present Head Coach, University of Iowa

Coaching Chart

Overall (21 seasons): 400-295 (.576)

At Iowa (eight seasons): 149-118 (.558)

At Siena (five seasons): 112-51 (.688)

At UNCG (six seasons): 90-87 (.508)

At Lehigh (three seasons): 49-40 (.551)

NCAA Tournament (eight appearances*): 4-8

NIT (four appearances): 6-4

**McCaffery is the first coach to bring three different programs from one-bid leagues to the NCAA Tournament (conferences that sent just one team the year his program advanced).*

McCaffery in Postseason Play

1988 NCAA Tournament -- Lehigh
1989 NCAA Tournament -- Notre Dame
1990 NCAA Tournament -- Notre Dame
1992 NIT -- Notre Dame
1997 NIT -- Notre Dame
2001 NCAA Tournament -- UNC-Greensboro
2002 NIT -- UNC-Greensboro
2008 NCAA Tournament -- Siena
2009 NCAA Tournament -- Siena
2010 NCAA Tournament -- Siena
2012 NIT -- Iowa
2013 NIT -- Iowa
2014 NCAA Tournament -- Iowa
2015 NCAA Tournament -- Iowa
2016 NCAA Tournament -- Iowa
2017 NIT -- Iowa

Playing Experience

Wake Forest, 1977-78

Penn, 1979-82

COACHING HONORS

NABC District I Coach of the Year, 2009-10

MAAC Coach of the Year, 2008-09

HEAD COACHING EXPERIENCE

Lehigh (1985-88):49-39 (.557); 8-6 (.571) League
UNC-Greensboro (1999-05).....90-87 (.508); 49-47 (.510) League
Siena (2005-10)112-51 (.687); 68-22 (.756) League
Iowa (2010-present):149-118 (.558); 67-75 (.472) League

Big Ten Standings/Schedule

Team	Big Ten	Pct.	Overall	Pct.
Michigan State	14-2	.875	26-3	.897
Purdue	13-3	.813	24-5	.828
Ohio State	13-3	.813	22-7	.759
Michigan	11-5	.688	22-7	.759
Nebraska	11-5	.688	20-9	.690
Penn State	9-7	.563	19-10	.655
Indiana	9-7	.563	16-12	.571
Maryland	8-9	.471	19-11	.633
Northwestern	6-10	.375	15-14	.517
Wisconsin	6-10	.375	13-16	.448
Minnesota	3-13	.188	14-15	.483
Illinois	3-12	.200	13-15	.464
Rutgers	3-13	.188	13-16	.448
IOWA	3-13	.188	12-17	.414

Tuesday, Feb. 20

Illinois at Michigan State, 6 p.m.

Rutgers at Ohio State, 6 p.m.

Indiana at Nebraska, 8 p.m.

Wednesday, Feb. 21

Michigan at Penn State, 6 p.m.

IOWA at Minnesota, 8:05 p.m.

Thursday, Feb. 22

Purdue at Illinois, 6 p.m.

Wisconsin at Northwestern, 6 p.m.

Friday, Feb. 23

Ohio State at Indiana, 7 p.m.

Saturday, Feb. 24

Michigan at Maryland, 11 a.m.

All times are central

National Rankings

AP Poll

Feb. 19

1. Virginia
2. Michigan State
3. Villanova
4. Xavier
5. Duke
6. Gonzaga
7. Texas Tech
8. Kansas
9. Purdue
10. North Carolina
11. Cincinnati
12. Auburn
13. Wichita State
14. Arizona
15. Clemson
16. Ohio State
17. Michigan
18. Rhode Island
19. Tennessee
20. Nevada
21. West Virginia
22. St. Mary's
23. Houston
24. Middle Tennessee
25. Florida State

USA Today Poll

Feb. 19

1. Michigan State
2. Virginia
3. Villanova
4. Xavier
5. Duke
6. Gonzaga
7. Texas Tech
8. Kansas
9. Purdue
10. North Carolina
11. Cincinnati
12. Wichita State
13. Auburn
14. Arizona
15. Ohio State
16. Michigan
17. Clemson
18. Rhode Island
19. Tennessee
20. St. Mary's
21. West Virginia
22. Nevada
23. Houston
24. Middle Tennessee
25. Arizona State

2017-18 IOWA CAPTAINS

Iowa captains are senior Dom Uhl and junior Nicholas Baer.

ALL-TIME SERIES RECORDS

Minnesota holds a 104-95 advantage in the series that began with a 47-10 Gopher win in 1902. The 199 meetings are the most Iowa has played against any opponent.

Iowa has won seven of the last 11 meetings. The two teams have split the last 14 contests and have traded victories in the last seven meetings, dating back to 2014. The Hawkeyes won last month's earlier meeting, 94-80, in Iowa City.

The Gophers hold a 63-35 advantage in games played at Minnesota. Four of the last five meetings at Williams Arena have been decided by six points or fewer, dating back to 2012, with the fifth contest being a double-digit decision in double overtime last season.

SCOUTING MINNESOTA

- After starting 13-4, including winning its first seven contests of the season, Minnesota has lost 11 of its last 12 games. The lone victory was a 95-84 overtime victory at Penn State on Jan. 15. The Gophers have played three overtime games this season (1-2).
- After starting the season 10-1 at home, the Golden Gophers have lost their last five home contests. Minnesota's last home victory came on Jan. 3 over Illinois (77-67).
- Wednesday will be Minnesota's second game in three days as the Golden Gophers lost in overtime at Wisconsin Monday evening (73-63). Minnesota led by seven with 5:58 left in regulation but missed its final seven field goal attempts; an Ethan Happ layup by Wisconsin with six seconds remaining sent the game to an extra session.
- Two Gophers average double figures in scoring: Jordan Murphy (17.3) and Nate Mason (16.2).
- It was announced on Saturday that Amir Coffey will have season-ending surgery on his right shoulder. Coffey has missed 11 of the last 13 games with the injury. He finished his sophomore year averaging 14 points, 4.1 rebounds, and 3.3 assists.
- Minnesota ranks fourth in the Big Ten in blocked shots (5.4) and assists per game (15.1), fifth in scoring offense (76.0), and eighth in free throw accuracy (.708). Jordan Murphy is the only Big Ten player to average better than 17 points and 10 rebounds per game. His 17.3 scoring average ranks sixth best in the league, while his 11.4 rebounds per game is first. Nate Mason is tied for third in 3-pointers per game (2.5), fourth in assist-to-turnover ratio (3.0), and tied for sixth in assists (4.25).
- Jordan Murphy's 35 points scored against USC Upstate (Nov. 11) and his 15 free throws made versus Western Carolina (Nov. 19), are the highest totals in a single game by a Big Ten student-athlete this season.
- Minnesota ranks 11th nationally in blocked shots per game (5.4), 15th in fewest personal fouls per game (15.3), 24th in assist-to-turnover ratio (1.36), and 33rd in fewest turnovers per game (11.1). Individually, Jordan Murphy leads the nation with 22 double-doubles, ranks seventh in total rebounds (11.4), and third in offensive rebounds (4.2). Nate Mason ranks 14th in assist-to-turnover ratio (3.0).
- Richard Pitino is in his fifth season as head coach at Minnesota (89-76, .539).

LAST MEETING

Six Hawkeyes scored in double figures in a 94-80 win over Minnesota on Jan. 30, in Iowa City.

- For the second time this year, six Hawkeyes netted double digits: Jordan Bohannon (20), Tyler Cook (17), Isaiah Moss (16), Nicholas Baer (10), Luka Garza (10), and Cordell Pemsli (10).
- Cook posted a double-double, scoring 17 points and corralling 10 rebounds.
- In addition to his team-best 20 points, Bohannon was credited with a game-high 10 assists for his sixth career double-double -- all in points and assists. His six career double-doubles in points and assists are the most in program history.
- Iowa shot a blistering 55 percent from the field (33-of-60) and 48 percent from 3-point range (12-of-25), while Minnesota shot 44.8 percent from the field (30-of-67) and 28 percent from 3-point range (7-of-25). The Hawkeyes' 12 triples are the most they have sank in a Big Ten game this season and second highest total overall (13 vs. Southern).
- Iowa scored 57 second-half points, the most points scored in the second half of a Big Ten game since scoring 62 at Illinois on March 4, 1990.
- Redshirt junior Brady Ellingson (concussion) and sophomore forward Ryan Kriener (concussion) did not play.
- Three Gophers scored double figures: Jordan Murphy (21), Davonte Fitzgerald (16), and Isaiah Washington (15). Murphy also pulled down a game-best 17 rebounds. Minnesota only played eight players. Amir Coffey and Gaston Diedhiou did not play due to injury.



BIG SECOND HALVES FOR THE HAWKEYES

Iowa has scored 50 or more second-half points six times this season, including three of its last seven games (50 at Nebraska, 57 versus Minnesota, 51 versus No. 4 Michigan State). The 57 second-half points against the Gophers are the most in the second half of a Big Ten game since scoring 62 at Illinois on March 4, 1990.

The last time Iowa scored 57 or more points in the second half of a Big Ten game, *Cheers* was the No. 1 rated television show, *Pretty Woman* was released in the movie theaters, gas was \$1.06/gallon, and minimum wage was \$3.80.

Other Iowa games this season netting 50 points or more include Louisiana (54), Southern (50), and Drake (50).

GARZA SHINES IN FRESHMAN CAMPAIGN

Freshman Luka Garza leads the team in blocked shots (1.1), and is second in rebounding (6.3), double-doubles (4), free throws made (82) and attempts (121), and is third in field goal accuracy (.556) and scoring (11.5). His 6.3 rebounding average and 55.6 shooting percentage ranks first and third, respectively, among Big Ten freshmen this season.

Garza's numbers are much better in home games, averaging 14.6 points (.628 FG%), seven rebounds, and 1.5 blocks in Carver-Hawkeye Arena compared to 8.6 points (.476 FG%), 5.6 rebounds, and 0.67 blocks on the road.

Garza has made 66 of his last 82 free throws (.805), including a stretch of making 14 straight free throws, after starting the season 16-of-39 (.410) from the charity stripe. He posted a team-high 19 and 17 points against No. 3 Purdue and Wisconsin, respectively. He also snagged 16 boards to register his fourth double-double in the victory over Wisconsin; the 16 rebounds are the most by a Hawkeye in a single game since Adam Woodbury had 18 against the Badgers on Feb. 24, 2016.

Garza has netted double figures in 11 of Iowa's last 19 games. He poured in a game-best 22 points (10-of-16 FG, 2-2 FT) at No. 22/21 Michigan last Wednesday. Garza netted 17 of his 19 points in the second half and overtime and snagged 11 rebounds for his third double-double in Iowa's come-from-behind-victory at Illinois on Jan. 11. He was a perfect 9-of-9 from the foul line against the Fighting Illini.

Garza had a stellar performance against Northern Illinois, going 8-of-8 from the field, including making all three 3-pointers, and going 6-of-8 from the charity stripe, scoring a personal-best 25

points. He also denied a season-best five shots. His performance earned the forward Big Ten Freshman of the Week laurels.

Against Chicago State on Nov. 10, Garza became the second Hawkeye in the last 20 years to register 16 points and five rebounds in their debut (Aaron White in 2011).

Garza followed up that performance against Chicago State (16 points, 5 rebounds) with a double-double against Alabama State. The native of Washington, D.C., had 11 points and a game-best 13 rebounds. Garza is the fifth Hawkeye to post a double-double in either his first or second game over the last 20 years, joining Dean Oliver, Reggie Evans, Devon Archie, and Aaron White. Garza's efforts garnered the forward Big Ten Freshman of the Week accolades.

DIRECTING THE HAWKEYE OFFENSE

Sophomore Jordan Bohannon has had a solid sophomore campaign, dishing out a team-best 155 assists, and averaging 13.2 points. He is averaging 2.8 3-pointers made per game, which ranks second in the league and 65th in the country. His 3-point percentage of 42.6 percent also ranks 39th nationally. He has made five 3-pointers or more in a game seven times, with six of the seven times coming in games played away from home.

The native of Marion, Iowa, has six 10+ assists games in his career (Indiana, South Dakota, TCU, Ohio State, and Wisconsin), which ties Cal Wulfsberg for the most by a Hawkeye in program history. His six career double-doubles -- all in points and assists -- are the most in program history.

Bohannon is one of three players from a major conference with 300+ assists and 150+ made 3-pointers through their sophomore season in the last two decades joining Duke's Jay Williams (2000-01) and Chris Thomas of Notre Dame (2002-03).

Bohannon, one of five players named to the All-Big Ten Freshman Team in 2017, led the Hawkeyes in assists (175) and 3-pointers made (89), and was third in scoring (10.9 ppg). He was one of only two freshmen in the nation over the last 25 seasons to register 175+ assists and 85+ 3-pointers. His 89 triples shattered Iowa's single-season freshman record, besting Matt Gatens' previous mark of 52 set in 2009. Bohannon's 175 assists are the most by an Iowa rookie and rank eighth-best by any Hawkeye player in a single season. He finished the season by posting a school-record three straight double-doubles in points and assists (Indiana, South Dakota, and TCU).

LAST FOUR GAMES STATISTICS

#	Player	gp-gs	min	avg	Total		3-Point		F-Throw		Rebounds				pf	dq	a	to	blk	stl	pts	avg
					fg-fga	fg%	3fg-fga	3fg%	ft-fa	ft%	off	def	tot	avg								
05	Cook, Tyler	4-4	130	32.5	28-55	.509	0-1	.000	16-24	.667	8	17	25	6.3	11	0	10	9	3	3	72	18.0
55	Garza, Luka	4-4	105	26.3	24-41	.585	1-5	.200	7-7	1.000	7	9	16	4.0	10	0	7	6	3	0	56	14.0
03	Bohannon, Jordan	4-4	138	34.5	16-40	.400	11-29	.379	2-2	1.000	0	13	13	3.3	8	0	23	4	0	1	45	11.3
04	Moss, Isaiah	4-4	91	22.8	11-27	.407	4-11	.364	9-10	.900	4	7	11	2.8	6	0	6	5	1	2	35	8.8
02	Nunge, Jack	4-2	69	17.3	9-22	.409	3-10	.300	7-7	1.000	5	8	13	3.3	2	0	5	6	3	2	28	7.0
01	Dailey, Maishe	4-0	64	16.0	8-17	.471	5-10	.500	2-4	.500	1	6	7	1.8	5	0	3	7	0	2	23	5.8
35	Pemsl, Cordell	4-0	56	14.0	8-12	.667	0-0	.000	3-4	.750	3	9	12	3.0	6	0	6	3	1	2	19	4.8
51	Baer, Nicholas	4-1	68	17.0	4-9	.444	2-5	.400	0-0	.000	2	11	13	3.3	8	0	10	4	2	3	10	2.5
00	Wagner, Ahmad	3-1	29	9.7	3-4	.750	0-0	.000	0-1	.000	2	2	4	1.3	5	0	1	0	0	0	6	2.0
15	Kriener, Ryan	4-0	24	6.0	2-2	1.000	0-0	.000	0-1	.000	0	1	1	0.3	6	0	1	3	0	2	4	1.0
25	Uhl, Dom	1-0	2	2.0	0-0	.000	0-0	.000	0-0	.000	0	1	1	1.0	0	0	0	1	0	0	0	0.0
24	Ellingson, Brady	4-0	24	6.0	0-0	.000	0-0	.000	0-0	.000	0	1	1	0.3	3	0	1	2	0	0	0	0.0
Team											3	5	8					3				
Total.....		4	800		113-229	.493	26-71	.366	46-60	.767	35	90	125	31.3	70	0	73	53	13	17	298	74.5
Opponents.....		4	800		121-236	.513	43-96	.448	51-71	.718	30	89	119	29.8	68	1	80	36	11	31	336	84.0



IOWA IN BIG TEN STATISTICS

Category	All Games		Conf Only		NCAA	
	Stat	Rank	Stat	Rank	Stat	Rank
Assists	18.3	2nd	16.8	2nd	18.3	5th
Scoring Offense	79.4	3rd	75.6	2nd	79.4	56th
Rebound Margin	+4.3	4th	+1.6	3rd	+4.3	58th
Assist/TO Ratio	1.4	5th	1.2	5th	1.4	31st
Field Goal %	.480	5th	.471	4th	.480	38th
3-Pt. FG Per Game	7.7	5th	7.1	T-6th	7.7	178th
3-Pt. Field Goal %	.378	5th	.383	3rd	.378	62nd
Blocked Shots	4.3	T-9th	3.7	10th	4.3	60th
Steals	5.3	10th	4.7	12th	5.3	278th
Free Throw %	.693	10th	.715	8th	.693	248th
Turnover Margin	-2.1	12th	-3.3	13th	-2.1	304th
FG% Defense	.463	13th	.500	13th	.463	291st
Scoring Margin	+0.9	13th	-8.1	12th	+0.9	190th
3-PT FG Defense	.373	14th	.427	14th	.373	308th
Scoring Defense	78.5	14th	83.7	14th	78.5	315th

Category	Player	All Games		NCAA	
		Stat	Rank	Stat	Rank
FG%	Tyler Cook	.567	7th	.567	39th
	Luka Garza	.556	10th	---	---
Rebounding	Tyler Cook	6.7	12th	---	---
	Luka Garza	6.3	14th	---	---
Scoring	Tyler Cook	15.7	11th	---	---
	Jordan Bohannon	13.2	22nd	---	---
Free Throw%	Jordan Bohannon	.897	1st	---	---
Assists	Jordan Bohannon	5.3	2nd	5.3	51st
3-point FG%	Jordan Bohannon	.426	10th	.426	39th
3-pointers	Jordan Bohannon	2.8	2nd	2.8	65th
Blocked Shots	Luka Garza	1.1	T-11th	1.1	226th
Assist/TO Ratio	Jordan Bohannon	2.7	T-6th	2.7	33rd
Steals	Nicholas Baer	1.0	T-22nd	---	---

COOKIN' WITH TYLER

Tyler Cook ranks first on the team in scoring (15.7), rebounding (6.7), and free throws made (107) and attempted (159).

He had the best game of his career versus UAB (29 points on 8-of-11 shooting from the field and 13-of-16 from the free throw line). Cook's 28-point performance on Saturday against Indiana was the most points scored by the forward against a Big Ten team in his two years as a Hawkeye.

Cook has registered 55 dunks this season (1.9 per game), including a season-best six in Iowa's win over Drake on Dec. 16.

Cook is seventh in the league in field goal accuracy (.567) and 12th in rebounding (6.6). The native of St. Louis has a team-best six double-doubles to his credit this season (Penn State, Illinois, Rutgers, Nebraska, Minnesota, and Indiana). Cook has registered five double-doubles in the last 11 contests.

MISSING IN ACTION

Iowa has played two games this season with a full active roster of 16 (Drake and Southern Utah).

- Connor McCaffery: 25 games (combination of ankle, mono, tonsils)
- Nicholas Baer: first six games (finger)
- Ahmad Wagner: three games (shoulder, ankle, and illness)
- Ryan Kriener: six games (concussions)
- Cordell Pems: one game (leg laceration)
- Brady Ellingson: four games (concussion)

MAKING THE FREEBIES

Jordan Bohannon has boosted his overall season free throw percentages the last month by sinking all of his free throws.

Bohannon enters Wednesday's contest at Minnesota having made 32 straight, dating back to the first Ohio State game on Jan. 4. Bohannon's season percentage (.897) is tops in the Big Ten. Bohannon is 33-of-34 from the charity stripe in Big Ten play, missing his only free throw on Dec. 4 at Indiana.

The legendary Chris Street owns the consecutive free throws made school record, making 34 straight over a span of six games (Jan. 2-16, 1993). Street's streak ended when he was killed in an auto accident on Jan. 19, 1993.

IOWA'S 2017-18 STATISTICAL COMPARISONS

	All Games	Big Ten	Home Games	Away Games	Iowa Wins	Iowa Losses
Record	12-17	3-13	8-6	4-11	12-0	0-17
Points	79.4	75.6	85.2	74.1	91.8	70.8
Opp. Pts	78.5	83.7	75.1	81.7	71.6	83.4
FG%	.480	.471	.508	.455	.528	.447
FG Def.	.463	.500	.446	.478	.413	.500
3-PT%	.378	.383	.407	.347	.394	.364
3-pt. Def.	.373	.427	.384	.364	.307	.423
FT%	.693	.715	.689	.699	.714	.665
REB	37.6	34.4	38.4	36.9	40.8	35.4
AST	18.3	16.8	21.7	15.2	21.6	16.1
TO	13.4	13.5	11.6	15.0	12.2	14.2
STL	5.3	4.7	6.1	4.5	6.9	4.2
BLK	4.3	3.7	5.2	3.4	5.3	3.6

COACHING EXPERIENCE

Fran McCaffery has the most experienced coaching staffs in the country. The Iowa men's basketball staff has 58 years of combined collegiate head coaching experience and more than 125 years of collegiate coaching under their belts. Listed below are the number of years of head coaching experience on the Iowa staff.

Coach	Years
Fran McCaffery	21 years
Kirk Speraw	20 years
Sherman Dillard	10 years
Andrew Francis	2 years
Al Seibert	5 years

HAWKEYES GO UNDEFEATED IN EUROPE

Iowa finished its European Tour with a perfect record in August notching wins in Germany, Switzerland, and Italy.

Four Hawkeyes averaged in double figures in the four games. Freshman Luka Garza averaged a double-double (22.5 points, 10.3 rebounds), sophomore Isaiah Moss averaged 12.5 points, Cook averaged 12.3 points, while Ryan Kriener averaged 11.3 points. As a team, the Hawkeyes shot 48.6 percent from the field, out-rebounded their opponents by 18, and had a +5.8 turnover margin.

Iowa played its first game in Germany, the home of Hawkeye senior Dom Uhl. The native of Frankfurt, Germany, had seven points, seven rebounds, three assists, two steals, and a block in his homecoming.

Garza led the team in scoring in all four games.

IOWA SIGNS 2 PREP STANDOUTS

Joe Wieskamp and C.J. Fredrick signed a National Letter of Intent to attend the University of Iowa on Nov. 8, 2017.

C.J. Fredrick

Guard, 6-foot-4, 185 pounds

Cincinnati, Ohio (Covington Catholic High School)

- Averaged 19.7 ppg, 3.2 rpg, and 1.5 spg in 19 games as a junior
- Helped led Covington HS to district championship & regional runners-up honors... team ranked sixth in the state both his junior & senior seasons
- Team captain as a junior and senior
- Made 134-of-246 field goal attempts (.545), including 38-of-94 (.404) from 3-point range as a junior
- Averaged 10.7 ppg, 2.7 rpg, and 1.6 apg as a sophomore
- 2017 Most Outstanding Player 35th District Boys Basketball Tournament
- Helped his team place third at the 2016 King of the Bluegrass Tournament, while earning all-tournament team accolades
- Played on the Indian Elite AAU squad and head coach Mike Fox
- 2016 and 2017 All-Conference Division 1 All-Star Team
- 2016 & 2017 Northern Kentucky Coaches Association All-Star Team
- 2017 Adidas AAU No. 1 Class of 2018 Top 3-Point Percentage Shooter (.506)

FRAN McCAFFERY ON C.J. FREDRICK

"C.J. is a good shooter and scorer, but also is a good ball handler and creates shots for other people. He's equally adept at making plays for himself and his teammates that help you win. C.J. is fiercely competitive and can play multiple positions. He felt comfortable here during the recruiting process, watched us on TV, and really studied our program. I coached his uncle and have known his father for a long time."

Joe Wieskamp (pronounced WEEZ-kamp)

Guard, 6-foot-7, 195 pounds

Muscatine, Iowa (Muscatine High School)

- Became the state of Iowa's all-time HS leading scorer on Feb. 6, 2018
- School record holder in career points, points in a single-game (50), 3-pointers in a single-season (62), scoring average (30.4 ppg), and career rebounds
- Averaged a school-record 30.4 points per game as a junior
- Made a school-record 62 3-pointers last season as a junior
- Team captain his senior year
- Two-time first team all-state honoree
- 2017 Iowa Gatorade Player of the Year
- Ranked 42nd and 71st by Rivals and ESPN, respectively
- Averaged 18.6 points as a freshman, 21.6 points as a sophomore, and 30.4 points as a junior
- 2017 All-Iowa Boys Basketball Elite Team (*Des Moines Register*)
- MAC Player of the Year as a junior
- Three-time first-team All-MAC Player
- Also played on the Iowa Barnstormers AAU program
- Member of the Adidas US-Select Team
- NBPA Top 100 All-Tournament Team
- Excels in the classroom, boasting a 4.0 GPA
- National Honor Society member

FRAN McCAFFERY ON JOE WIESKAMP

"Not only is Joe is an incredibly versatile player, but he is a person with terrific character, basketball intellect, and commitment to the team. He has one of the best 3-point shooting strokes I have ever seen. We could not be more thrilled because he epitomizes everything you look for. He understands how to win and does what it takes to win."

HAWKEYE FASTBREAKS

- Iowa is 76-18 when scoring 80 points or more, the last eight seasons. The Hawkeyes are 67-2 when holding opponents to fewer than 61 points, the last eight years.
- Iowa trailed Illinois, 49-29, with 3:53 left in the first half and ultimately prevailed in overtime. The 20-point comeback is its third largest in school history and second largest on the road. Iowa had a 22-point comeback, also at Illinois, in 1987. The largest comeback in program history is 23 points against Gardner-Webb in 2012 in Iowa City.
- Iowa and Michigan State combined for 189 points in the Spartans' 96-93 win in Iowa City on Feb. 6. It was the highest scoring game played between the two teams since 1988 (103-87 Iowa win in East Lansing).
- Iowa had six players score in double figures in two games: Chicago State (Nov. 11) and Minnesota (Jan. 30).
- Iowa scored 57 second-half points in its home game against Minnesota on Jan. 30, the most points scored in the second half of a Big Ten game since scoring 62 at Illinois on March 4, 1990.
- Iowa's 104 points are the most it has ever scored against Illinois in the 109-year series history. Iowa's 104 points are the most it has scored in a Big Ten game since 1995 against Northwestern (W, 116-77). Iowa topped 100 points in a Big Ten road game for the first time since beating Michigan State, 103-87, on March 3, 1998.
- Iowa's 18-point victory is over Wisconsin on Jan. 23 (85-67), is its largest margin of victory since beating the Badgers by 25 points (78-53) on Jan. 11, 1997.
- Iowa was credited with 34 assists on 36 field goals in its non-conference finale against Northern Illinois. The 34 assists tie the school single-game record previously set on Dec. 1, 1984 against George Mason and are the most by a Big Ten team this season.
- Iowa is one of only three teams (Michigan State and Wisconsin) to have posted a Big Ten record of .500 or better each of the last five seasons (2013-17).
- Iowa has won 51 of its last 55 nonconference home games, dating back to 2012.
- Fran McCaffery and his coaching staff are the first in program history to win 18 games or more in six straight seasons. McCaffery's 137 victories rank second behind Tom Davis (152) for most in the first seven seasons as Iowa's head coach.
- Fran McCaffery has guided Iowa to upper division finishes in the Big Ten in each of the last five seasons. McCaffery has accumulated 17 first division finishes in 21 years as a head coach.

FRAN McCAFFERY TO BE INDUCTED INTO SIENA HALL OF FAME

The Siena Athletics Hall of Fame Class of 2017 includes former men's basketball head coach Fran McCaffery.

McCaffery led Siena to the most decorated five-year run in program history, which culminated with the Saints being the only Division I program to win both their regular season and tournament championships for three consecutive years from 2008-10. The Philadelphia native amassed a 112-51 (.687) overall record from 2005-10, including a 68-22 (.756) mark in the MAAC. McCaffery guided Siena to four straight 20-win seasons and MAAC Tournament Championship Game appearances. Named the 2009-10 NABC District I Coach of the Year and 2008-09 MAAC Coach of the Year, he led Siena to school record-tying 27-win seasons in each of his last two years at the helm, which included a program record 15-game winning streak in his final campaign. McCaffery both recruited and coached four fellow Siena Athletics Hall of Famers, and three of the top-five scorers in program history.



UI ATHLETIC COMMUNICATIONS

S300 Carver-Hawkeye Arena, Iowa City, IA 52242
hawkeyesports.com • hawkeyebasketball.com

MBB CONTACT: MATTHEW WEITZEL

office: 319-335-6590 • cell: 319-430-8176

email: matthew-weitzel@hawkeyesports.com

Twitter: @BigWeitz

UI IN THE RANKINGS

KenPom	99
Sagarin	85
BPI	90
RPI	157

UI CAREER 3-POINT FGM

1.	262	Jeff Horner	2003-06
2.	239	Matt Gatens	2009-12
3.	226	Chris Kingsbury	1994-96
4.	216	Peter Jok	2013-17
5.	214	Kent McCausland	1996-99
6.	212	Adam Haluska	2005-07
7.	193	Brody Boyd	2001-04
8.	170	Jordan Bohannon	2016-

UI SEASON 3-POINTERS (SOPH)

1.	117	Chris Kingsbury	1994-95
2.	81	Jordan Bohannon	2017-18

UI SEASON BLOCKS (FROSH)

1.	52	Chris Street	1990-91
2.	50	Acie Earl	1989-90
3.	41	Melshan Basabe	2010-11
4.	39	Guy Rucker	1996-97
5.	34	Ryan Bowen	1994-95
6.	31	Luka Garza	2017-18

UI CAREER BIG COACHING WINS

1.	125	Tom Davis	1986-99
2.	92	Lute Olson	1975-83
3.	71	Bucky O'Connor	1950, 52-58
4.	69	Rollie Williams	1930-42, 51
5.	67	Fran McCaffery	2010-

UI CAREER COACHING WINS

1.	269	Tom Davis	1986-99
2.	168	Lute Olson	1975-83
3.	152	Steve Alford	1999-07
4.	149	Fran McCaffery	2010-

WEEKLY NEWS CONFERENCE SCHEDULE

Head coach Fran McCaffery will hold a weekly news conference and teleconferences to discuss his team preview upcoming games. Below are the upcoming dates:

News Conference Schedule (2 p.m.)

Feb. 23 (Fri.)

Teleconferences (10:30 a.m.)

Feb. 20 (Tues.)

IOWA HISTORY

Iowa has played 2,769 games since beginning basketball in 1902. Iowa's overall record is 1,624-1,145 (.586). Iowa's 1,624 wins are 38th most among Division I programs. That includes a 1,038-366 (.739) record in home games, a 582-776 (.429) record in contests away from Iowa City, a 765-777 (.496) mark in Big Ten games and a 443-140 (.760) record in Carver-Hawkeye Arena.

RECENT GRADUATES PLAYING PROFESSIONAL BASKETBALL

A number of recent Iowa basketball graduates are playing professionally: Melsahn Basabe (Poland), Anthony Clemmons (Kazakhstan), Gabriel Olaseni (Spain), Jarrod Uthoff (NBA G League: Fort Wayne Mad Ants), Peter Jok (NBA G League: Northern Arizona Suns), Josh Oglesby (NAPB: Rochester RazorSharks); Adam Woodbury (NBA G League: Westchester Knicks), and Aaron White (Lithuania).

IOWA VS. RANKED TEAMS

Iowa is 0-4 against nationally-ranked opponents this season.

Below are Iowa's most recent results versus nationally-ranked opponents:

At Home:

96-93 loss to 4th-ranked Michigan State, 2/6/18

87-64 loss to 3rd-ranked Purdue, 1/20/18

84-76 loss to 25th-ranked Maryland, 1/19/17

83-78 win over 17th-ranked Purdue, 1/12/17

78-64 win over 25th-ranked Iowa State, 12/8/16

83-71 win over 22nd-ranked Purdue, 1/24/16

83-70 win over 1st-ranked Michigan State, 12/29/15

74-59 loss to 21st-ranked Michigan, 2/14/18

82-64 loss to 14th-ranked Ohio State, 2/10/18

59-57 win over 21st-ranked Wisconsin, 3/2/17

83-69 win over 24th-ranked Maryland, 2/25/17

89-67 loss to 15th-ranked Purdue, 12/28/16

83-82 loss to 2nd-ranked Iowa State, 12/10/15

76-59 win over 4th-ranked Michigan State, 1/14/16

Neutral Court:

74-41 loss to 6th-ranked Virginia, 11/25/16

87-68 loss to 6th-ranked Villanova, 3/20/16

68-62 loss to 17th-ranked Notre Dame, 11/27/15

84-61 win over 20th-ranked Wichita State, 11/29/15

IOWA HEADSHOTS AVAILABLE ONLINE

Up-to-date head shots of all Iowa players and coaches are available on the internet at pics.hawkeyesports.com.

ON THE HORIZON

Iowa will close out the regular season with its final home game on Sunday against Northwestern. Tipoff in the only regular season meeting between the Wildcats and Hawkeyes is set for 6:30 p.m. (CT) on Mediacom Court at Carver-Hawkeye Arena. Tickets are available for purchase at hawkeyesports.com/tickets.

51 NICHOLAS BAER

RS-Junior • Forward • 6-7 • 210
Bettendorf, Iowa • Bettendorf HS



2017-18 GAME-BY-GAME STATS

				Total		3-Pointers		Free throws		Rebounds											
Opponent	Date	gs	min	fg-fga	pct	3fg-fga	pct	ft-fga	pct	off	def	tot	avg	pf	a	t/o	blk	stl	pts	avg	
at Virginia Tech	11/28/17		22	2-9	.222	1-5	.200	0-0	.000	1	3	4	4.0	2	0	2	0	1	5	5.0	
PENN STATE	12/02/17	*	26	2-7	.286	0-3	.000	0-0	.000	3	2	5	4.5	1	0	2	2	0	4	4.5	
at Indiana	12/04/17		14	1-3	.333	1-3	.333	0-0	.000	0	3	3	4.0	4	1	3	3	1	3	4.0	
at Iowa State	12/07/17		21	3-7	.429	2-5	.400	0-0	.000	5	2	7	4.8	4	2	2	0	0	8	5.0	
SOUTHERN	12/10/17	*	12	1-3	.333	1-2	.500	1-3	.333	1	2	3	4.4	2	2	1	0	1	4	4.8	
vs Drake	12/16/17	*	23	5-12	.417	1-4	.250	0-1	.000	5	9	14	6.0	1	5	2	1	5	11	5.8	
SOUTHERN UTAH	12/19/17	*	21	2-4	.500	0-2	.000	1-1	1.000	3	7	10	6.6	1	2	2	1	2	5	5.7	
vs Colorado	12/22/17	*	19	1-5	.200	0-2	.000	0-0	.000	0	3	3	6.1	2	1	1	1	2	2	5.3	
NORTHERN ILLINOIS	12/29/17	*	12	2-3	.667	1-2	.500	0-0	.000	1	1	2	5.7	1	0	0	0	1	5	5.2	
MICHIGAN	01/02/18	*	26	1-1	1.000	1-1	1.000	0-2	.000	3	4	7	5.8	2	2	2	1	2	3	5.0	
OHIO STATE	01/04/18	*	24	4-7	.571	2-4	.500	0-0	.000	1	1	2	5.5	5	1	1	1	1	10	5.5	
at Maryland	01/07/18	*	28	3-6	.500	1-2	.500	0-0	.000	4	7	11	5.9	2	4	0	2	0	7	5.6	
at Illinois	01/11/18	*	29	2-7	.286	2-5	.400	4-6	.667	2	2	4	5.8	2	2	0	0	1	10	5.9	
at Rutgers	01/17/18	*	26	4-6	.667	3-5	.600	0-0	.000	1	0	1	5.4	2	0	2	1	0	11	6.3	
PURDUE	01/20/18	*	26	3-6	.500	0-2	.000	0-0	.000	5	2	7	5.5	0	2	0	1	0	6	6.3	
WISCONSIN	01/23/18	*	23	2-8	.250	1-6	.167	0-0	.000	1	2	3	5.4	4	2	0	1	1	5	6.2	
at Nebraska	01/27/18	*	25	2-6	.333	1-4	.250	0-0	.000	2	2	4	5.3	3	5	2	1	2	5	6.1	
MINNESOTA	01/30/18	*	27	3-6	.500	1-4	.250	3-5	.600	1	3	4	5.2	2	2	0	1	0	10	6.3	
at Penn State	02/03/18	*	21	1-4	.250	0-3	.000	0-0	.000	3	3	6	5.3	1	0	0	1	1	2	6.1	
MICHIGAN STATE	02/06/18	*	21	1-4	.250	0-2	.000	0-0	.000	0	3	3	5.2	4	4	0	1	2	2	5.9	
at Ohio State	02/10/18		16	1-1	1.000	1-1	1.000	0-0	.000	1	2	3	5.0	2	2	2	1	1	3	5.8	
at Michigan	02/14/18		14	1-1	1.000	0-0	.000	0-0	.000	0	3	3	5.0	0	2	1	0	0	2	5.6	
INDIANA	02/17/18		17	1-3	.333	1-2	.500	0-0	.000	1	3	4	4.9	2	2	1	0	0	3	5.5	
Totals		17	493	48-119	.403	21-69	.304	9-18	.500	44	69	113	4.9	49	43	26	20	24	126	5.5	

SEASON / CAREER STATS

POINTS

SEASON: 11, 2X, LAST AT RUTGERS (1/17/18)
CAREER: 20 VS. PENN STATE (3/5/17)

REBOUNDS

SEASON: 14 VS. DRAKE (12/16/17)
CAREER: 14 VS. DRAKE (12/16/17)

ASSISTS

SEASON: 5, 2X, LAST AT NEBRASKA (1/27/18)
CAREER: 6 VS. SAVANNAH STATE (11/13/16)

BLOCKS

SEASON: 3 AT INDIANA (12/4/17)
CAREER: 6, 2X, LAST AT NEBRASKA (1/5/17)

STEALS

SEASON: 5 VS. DRAKE (12/16/17)
CAREER: 5 VS. DRAKE (12/16/17)

MINUTES

SEASON: 29 AT ILLINOIS (1/11/18)
CAREER: 35 VS. INDIANA (2/21/17)

FIELD GOALS MADE

SEASON: 5 VS. DRAKE (12/16/17)
CAREER: 8 VS. TENNESSEE TECH (12/22/15)

FIELD GOALS ATTEMPTED

SEASON: 12 VS. DRAKE (12/16/17)
CAREER: 13 VS. VILLANOVA (3/20/16)

3-POINT FIELD GOALS MADE

SEASON: 3 AT RUTGERS (1/17/18)
CAREER: 4, 4X, LAST VS. TCU (3/19/17)

3-POINT FIELD GOALS ATTEMPTED

SEASON: 6 VS. WISCONSIN (1/23/18)
CAREER: 7, 2X, LAST VS. ILLINOIS (2/18/17)

FREE THROWS MADE

SEASON: 4 AT ILLINOIS (1/11/18)
CAREER: 6 VS. IOWA STATE (12/8/16)

FREE THROWS ATTEMPTED

SEASON: 6 AT ILLINOIS (1/11/18)
CAREER: 7 VS. IOWA STATE (12/8/16)

- Came off the bench in Iowa's last three games after starting the previous 16 contests
- Missed Iowa's first six games due to a broken pinky finger in non-shooting hand (left)
- Led team in assists (5) and steals (2) in road game at Nebraska; the five assists equaled a season high
- Made a season-high three 3-pointers and tied a season high with 11 points at Rutgers
- Made at least one 3-pointer in 16 of 23 games played
- Grabbed a game-high 11 rebounds, along with seven points, four assists, and no turnovers at Maryland
- Stuffed the stat sheet in win over Drake with a career-high 14 rebounds and five steals, while also being credited with five assists and 11 points
- Started first game of the year posting season bests in rebounds (5) and blocks (2) versus Penn State
- Awarded the 2017 Big Ten Sixth Man of the Year as a sophomore
- Only Division I player in 2016-17 and only Big Ten player over the last 25 seasons to amass 250 points, 45 steals, 45 3-pointers, and 40+ blocked shots in a season

PRODUCTION TRACKER

	Season	Career
Scored 10+ Points:	6	21
Scored 15+ Points:	0	4
Scored 20+ Points:	0	1
Had 5+ Assists:	2	4
Had 3+ Blocks:	1	8
Had 3+ Steals:	1	8
Made 3+ 3-Pointers:	1	11
Led Team in Scoring:	0	2
Led Team in Rebounding:	5	18
Led Team in Assists:	0	1
Led Team in Steals:	10	23
Led Team in Blocks:	11	32
Double-Double:	1	4



CAREER STATS

YEAR	G/GS	FG-A	PCT	3-PT	PCT	FT-A	PCT	RB	AVG	PF-FO	AS	TO	BK	ST	PTS	AVG
Fresh.	33/0	61-123	.496	26-66	.394	10-15	.667	85	2.6	49-0	17	17	19	23	158	4.8
Soph.	34/10	91-203	.448	46-116	.397	27-44	.614	197	5.8	78-1	59	27	43	48	255	7.5
Junior	23/17	48-119	.403	21-69	.304	9-18	.500	113	4.9	49-1	43	26	20	24	126	5.5
TOTALS	90/27	200-445	.449	93-251	.371	46-77	.597	395	4.4	176-2	119	70	82	95	539	6.0



3 JORDAN BOHANNON

Sophomore • Guard • 6-0 • 180
Marion, Iowa • Linn-Mar HS



2017-18 GAME-BY-GAME STATS

Opponent	Date	gs	min	Total		3-Pointers		Free throws		Rebounds													
				fg-fga	pct	3fg-fga	pct	ft-fa	pct	off	def	tot	avg	pf	a	t/o	blk	stl	pts	avg			
CHICAGO STATE	11/10/17	*	21	4-10	.400	4-7	.571	0-0	.000	0	1	1	1.0	1	6	0	0	1	12	12.0			
ALABAMA STATE	11/12/17	*	18	1-4	.250	1-4	.250	2-2	1.000	0	1	1	1.0	1	6	1	0	0	5	8.5			
GRAMBLING STATE	11/16/17	*	28	1-7	.143	1-4	.250	9-10	.900	1	1	2	1.3	2	7	1	0	2	12	9.7			
vs Louisiana	11/20/17	*	36	7-16	.438	4-9	.444	3-4	.750	0	1	1	1.3	2	1	4	0	0	21	12.5			
vs South Dakota State	11/21/17	*	32	2-5	.400	2-5	.400	1-2	.500	1	1	2	1.4	3	7	1	0	0	7	11.4			
vs UAB	11/22/17	*	35	9-12	.750	6-8	.750	6-6	1.000	0	1	1	1.3	1	4	2	0	1	30	14.5			
at Virginia Tech	11/28/17	*	36	4-12	.333	4-8	.500	0-0	.000	0	2	2	1.4	1	3	2	0	0	12	14.1			
PENN STATE	12/02/17	*	34	3-6	.500	2-4	.500	0-0	.000	0	2	2	1.5	2	4	3	0	1	8	13.4			
at Indiana	12/04/17	*	29	2-8	.250	2-6	.333	1-2	.500	0	4	4	1.8	1	4	5	0	0	7	12.7			
at Iowa State	12/07/17	*	31	7-13	.538	5-10	.500	0-0	.000	0	1	1	1.7	3	2	4	0	0	19	13.3			
SOUTHERN	12/10/17	*	25	1-6	.167	0-3	.000	2-2	1.000	0	3	3	1.8	1	5	0	0	1	4	12.5			
vs Drake	12/16/17	*	29	6-8	.750	3-4	.750	0-1	.000	0	2	2	1.8	0	7	1	0	0	15	12.7			
SOUTHERN UTAH	12/19/17	*	29	1-7	.143	1-4	.250	0-0	.000	1	4	5	2.1	2	7	2	0	0	3	11.9			
vs Colorado	12/22/17	*	27	4-7	.571	1-4	.250	5-7	.714	0	6	6	2.4	2	2	3	0	1	14	12.1			
NORTHERN ILLINOIS	12/29/17	*	21	2-7	.286	1-5	.200	0-0	.000	0	2	2	2.3	0	7	0	0	0	5	11.6			
MICHIGAN	01/02/18	*	33	4-11	.364	4-7	.571	0-0	.000	0	4	4	2.4	3	3	2	0	0	12	11.6			
OHIO STATE	01/04/18	*	30	6-13	.462	1-5	.200	2-2	1.000	0	1	1	2.4	4	10	1	0	0	15	11.8			
at Maryland	01/07/18	*	36	5-13	.385	5-10	.500	2-2	1.000	0	2	2	2.3	3	5	6	0	0	17	12.1			
at Illinois	01/11/18	*	41	7-16	.438	5-12	.417	10-10	1.000	0	1	1	2.3	1	5	4	0	1	29	13.0			
at Rutgers	01/17/18	*	37	6-13	.462	5-9	.556	6-6	1.000	0	1	1	2.2	3	2	4	0	1	23	13.5			
PURDUE	01/20/18	*	33	3-9	.333	1-5	.200	2-2	1.000	0	2	2	2.2	1	4	0	0	2	9	13.3			
WISCONSIN	01/23/18	*	38	5-12	.417	1-6	.167	2-2	1.000	0	3	3	2.2	1	11	2	0	1	13	13.3			
at Nebraska	01/27/18	*	40	8-15	.533	6-11	.545	2-2	1.000	0	0	0	2.1	2	7	0	0	1	24	13.7			
MINNESOTA	01/30/18	*	38	6-11	.545	4-8	.500	4-4	1.000	0	0	0	2.0	1	10	2	0	3	20	14.0			
at Penn State	02/03/18	*	24	1-3	.333	1-3	.333	0-0	.000	0	0	0	2.0	1	3	3	0	1	3	13.6			
MICHIGAN STATE	02/06/18	*	32	6-12	.500	5-8	.625	0-0	.000	0	5	5	2.1	4	6	0	0	0	17	13.7			
at Ohio State	02/10/18	*	36	4-11	.364	3-8	.375	0-0	.000	0	1	1	2.0	1	5	2	0	0	11	13.6			
at Michigan	02/14/18	*	34	3-5	.600	1-3	.333	0-0	.000	0	4	4	2.1	1	5	0	0	0	7	13.4			
INDIANA	02/17/18	*	36	3-12	.250	2-10	.200	2-2	1.000	0	3	3	2.1	2	7	2	0	1	10	13.2			
Totals			29	919	121-284	.426	81-190	.426	61-68	.897	3	59	62	2.1	50	155	57	0	18	384	13.2		

SEASON / CAREER STATS

POINTS

SEASON: 30 VS. UAB (11/22/17)
CAREER: 30 VS. UAB (11/22/17)

REBOUNDS

SEASON: 6 VS. COLORADO (12/22/17)
CAREER: 6 VS. COLORADO (12/22/17)

ASSISTS

SEASON: 11 VS. WISCONSIN (1/23/18)
CAREER: 13 VS. TCU (3/19/17)

BLOCKS

SEASON: ---
CAREER: 1, 2X, LAST AT MINNESOTA (2/8/17)

STEALS

SEASON: 3 VS. MINNESOTA (1/30/18)
CAREER: 4, 2X, LAST VS. INDIANA (2/21/17)

MINUTES

SEASON: 41 AT ILLINOIS (1/11/18)
CAREER: 45 AT MINNESOTA (2/8/17)

FIELD GOALS MADE

SEASON: 9 VS. UAB (11/22/17)
CAREER: 9 VS. UAB (11/22/17)

FIELD GOALS ATTEMPTED

SEASON: 16, 2X, LAST AT ILLINOIS (1/11/18)
CAREER: 18 AT NOTRE DAME (11/29/16)

3-POINT FIELD GOALS MADE

SEASON: 6, 2X, LAST AT NEBRASKA (1/27/18)
CAREER: 8 AT MARYLAND (2/25/17)

3-POINT FIELD GOALS ATTEMPTED

SEASON: 12 AT ILLINOIS (1/11/18)
CAREER: 15 AT NOTRE DAME (11/29/16)

FREE THROWS MADE

SEASON: 10 AT ILLINOIS (1/11/18)
CAREER: 10 AT ILLINOIS (1/11/18)

FREE THROWS ATTEMPTED

SEASON: 10, 2X, LAST AT ILLINOIS (1/11/18)
CAREER: 10, 2X, LAST AT ILLINOIS (1/11/18)

- In B1G stats, ranks first in free throw accuracy (.897), and second in 3-pointers made (2.8) and assists (5.3)
- His six double-doubles in points/assists are the most in program history
- Made 32 straight free throw attempts, dating back to the Ohio State game on Jan. 4
- His 81 3-pointers are second most in program history by a sophomore
- Posted first double-double of the season versus Ohio State (15 points, 10 assists)
- One of three players from a major conference over the last 20 years with 300+ assists and 150+ 3-pointers through their sophomore season (Duke's Jay Williams in 2000-01 and Chris Thomas of Notre Dame in 2002-03)
- One of six players nationally, and only player from a major conference, to make five or more 3-pointers in five straight true road games (Iowa State, Maryland, Illinois, Rutgers, Nebraska) over the last 20 years
- Credited with seven or more assists 10 times this season, including a season-best 11 versus Wisconsin
- Made all 10 FT attempts and drained five triples, scoring a game-high 29 points, in an overtime win at Illinois
- Tallied a team-best 19 points, bolstered by 5-of-10 shooting from 3-point range, at Iowa State
- Scored a career-best 30 points, bolstered by 6-of-8 shooting from 3-point range, in win over UAB
- His 175 assists are most by a Hawkeye freshman in a single-season, besting Jeff Horner's 140 in 2003

PRODUCTION TRACKER

	Season	Career
Scored 10+ Points:	20	37
Scored 15+ Points:	12	22
Scored 20+ Points:	7	12
Had 5+ Assists:	17	36
Had 3+ Blocks:	0	0
Had 3+ Steals:	1	3
Made 3+ 3-Pointers:	14	27
Led Team in Scoring:	7	14
Led Team in Rebounding:	0	0
Led Team in Assists:	25	48
Led Team in Steals:	7	14
Led Team in Blocks:	0	0
Double-Double:	3	6



CAREER STATS

YEAR	G/GS	FG-A	PCT	3-PT	PCT	FT-A	PCT	RB	AVG	PF-FO	AS	TO	BK	ST	PTS	AVG
Fresh.	34/28	118-304	.388	89-214	.416	47-55	.855	76	2.2	55-0	175	76	2	29	372	10.9
Soph.	29/29	121-284	.426	81-190	.426	61-68	.897	62	2.1	50-0	155	57	0	18	384	13.2
TOTALS	63/57	239-588	.406	170-404	.421	108-123	.878	138	2.2	105-0	330	133	2	47	756	12.0

5 TYLER COOK

Sophomore • Forward • 6-9 • 255
St. Louis, Missouri • Chaminade Prep



2017-18 GAME-BY-GAME STATS

Opponent	Date	gs	min	Total		3-Pointers		Free throws		Rebounds				pf	a	t/o	blk	stl	pts	avg	
				fg-fga	pct	3fg-fga	pct	ft-fa	pct	off	def	tot	avg								
CHICAGO STATE	11/10/17	*	21	4-4	1.000	0-0	.000	4-7	.571	2	4	6	6.0	1	3	0	0	1	12	12.0	
ALABAMA STATE	11/12/17	*	16	4-8	.500	0-1	.000	2-4	.500	2	4	6	6.0	2	2	0	0	1	10	11.0	
GRAMBLING STATE	11/16/17	*	29	4-6	.667	0-0	.000	7-8	.875	4	3	7	6.3	4	1	3	1	1	15	12.3	
vs Louisiana	11/20/17	*	22	2-5	.400	0-0	.000	2-2	1.000	2	4	6	6.3	2	0	0	0	0	6	10.8	
vs South Dakota State	11/21/17	*	28	4-10	.400	0-0	.000	3-4	.750	1	5	6	6.2	5	1	1	2	0	11	10.8	
vs UAB	11/22/17	*	35	8-11	.727	0-0	.000	13-16	.813	1	5	6	6.2	4	1	3	0	0	29	13.8	
at Virginia Tech	11/28/17	*	29	6-10	.600	0-0	.000	4-6	.667	1	8	9	6.6	3	1	2	2	0	16	14.1	
PENN STATE	12/02/17	*	34	7-13	.538	0-0	.000	9-13	.692	7	5	12	7.3	1	4	5	0	1	23	15.3	
at Indiana	12/04/17	*	14	4-8	.500	1-1	1.000	0-0	.000	4	1	5	7.0	3	0	3	0	1	9	14.6	
at Iowa State	12/07/17	*	25	1-5	.200	0-2	.000	0-2	.000	4	4	8	7.1	2	5	3	0	0	2	13.3	
SOUTHERN	12/10/17	*	17	3-5	.600	0-0	.000	2-2	1.000	0	4	4	6.8	4	0	1	2	0	8	12.8	
vs Drake	12/16/17	*	26	10-13	.769	0-1	.000	3-3	1.000	1	3	4	6.6	3	3	6	0	1	23	13.7	
SOUTHERN UTAH	12/19/17	*	22	7-12	.583	0-0	.000	2-4	.500	1	6	7	6.6	2	1	0	1	0	16	13.8	
vs Colorado	12/22/17	*	31	4-7	.571	0-0	.000	4-8	.500	3	3	6	6.6	2	0	4	2	0	12	13.7	
NORTHERN ILLINOIS	12/29/17	*	17	6-7	.857	0-0	.000	5-7	.714	2	1	3	6.3	0	3	3	0	0	17	13.9	
MICHIGAN	01/02/18	*	34	10-15	.667	0-0	.000	8-11	.727	0	8	8	6.4	1	1	4	1	1	28	14.8	
OHIO STATE	01/04/18	*	27	7-15	.467	0-0	.000	7-8	.875	6	3	9	6.6	3	0	1	1	0	21	15.2	
at Maryland	01/07/18	*	27	3-7	.429	0-0	.000	1-4	.250	0	1	1	6.3	5	1	3	0	1	7	14.7	
at Illinois	01/11/18	*	39	9-14	.643	0-1	.000	3-5	.600	1	12	13	6.6	2	3	1	1	3	21	15.1	
at Rutgers	01/17/18	*	29	5-15	.333	0-0	.000	0-0	.000	3	7	10	6.8	3	1	5	0	1	10	14.8	
PURDUE	01/20/18	*	26	3-8	.375	0-0	.000	3-4	.750	0	2	2	6.6	0	1	4	1	1	9	14.5	
WISCONSIN	01/23/18	*	24	8-13	.615	0-0	.000	1-2	.500	3	2	5	6.5	2	1	2	0	1	17	14.6	
at Nebraska	01/27/18	*	35	11-18	.611	0-0	.000	2-5	.400	5	5	10	6.7	3	0	1	2	1	24	15.0	
MINNESOTA	01/30/18	*	29	7-9	.778	0-0	.000	3-4	.750	1	9	10	6.8	4	3	1	0	1	17	15.1	
at Penn State	02/03/18	*	31	8-12	.667	0-0	.000	3-6	.500	2	4	6	6.8	3	1	2	0	0	19	15.3	
MICHIGAN STATE	02/06/18	*	37	11-22	.500	0-0	.000	4-8	.500	1	2	3	6.6	3	4	0	1	1	26	15.7	
at Ohio State	02/10/18	*	26	4-9	.444	0-0	.000	0-0	.000	0	4	4	6.5	2	1	4	0	0	8	15.4	
at Michigan	02/14/18	*	32	4-9	.444	0-1	.000	2-4	.500	2	6	8	6.6	3	1	0	1	0	10	15.2	
INDIANA	02/17/18	*	35	9-15	.600	0-0	.000	10-12	.833	5	5	10	6.7	3	4	5	1	2	28	15.7	
Totals			29	797	173-305	.567	1-7	.143	107-159	.673	64	130	194	6.7	75	47	67	19	19	454	15.7

SEASON / CAREER STATS

POINTS

SEASON: 29 vs. UAB (11/22/17)

CAREER: 29 vs. UAB (11/22/17)

REBOUNDS

SEASON: 13 at ILLINOIS (1/11/18)

CAREER: 13 at ILLINOIS (1/11/18)

ASSISTS

SEASON: 5 at IOWA STATE (12/7/17)

CAREER: 5 at IOWA STATE (12/7/17)

BLOCKS

SEASON: 2, 5X, LAST at NEBRASKA (1/27/18)

CAREER: 2, 5X, LAST at NEBRASKA (1/27/18)

STEALS

SEASON: 3 at ILLINOIS (1/11/18)

CAREER: 3, 2X, LAST at ILLINOIS (1/11/18)

MINUTES

SEASON: 39 at ILLINOIS (1/11/18)

SEASON: 39 at ILLINOIS (1/11/18)

FIELD GOALS MADE

SEASON: 11 at NEBRASKA (1/27/18)

CAREER: 11 at NEBRASKA (1/27/18)

FIELD GOALS ATTEMPTED

SEASON: 18 at NEBRASKA (1/27/18)

CAREER: 18 at NEBRASKA (1/27/18)

3-POINT FIELD GOALS MADE

SEASON: 1 at INDIANA (12/4/17)

CAREER: 1, 2X, LAST at INDIANA (12/4/16)

3-POINT FIELD GOALS ATTEMPTED

SEASON: 2 at IOWA STATE (12/7/17)

CAREER: 3 vs. SETON HALL (11/17/16)

FREE THROWS MADE

SEASON: 13 vs. UAB (11/22/17)

CAREER: 13 vs. UAB (11/22/17)

FREE THROWS ATTEMPTED

SEASON: 13, 2X LAST vs. PENN STATE (12/2/17)

CAREER: 13, 2X LAST vs. PENN STATE (12/2/17)

- Averaged a team-best 18.2 points and 6.2 rebounds over the last five games
- Posted double-doubles in five of the last 11 games (Illinois, Rutgers, Nebraska, Minnesota, Indiana)
- In B1G stats, ranks seventh in field goal percentage (.567), 11th in scoring (15.7), and 12th in rebounding (6.7)
- Dunked the ball 55 times this season (1.9 per game), including a season-best six in win over Drake on Dec. 16
- Led team posting his team-leading sixth double on Saturday versus Indiana (28 points & 10 rebounds)
- Registered game highs in scoring (28) and rebounds (8) in the first meeting against Michigan on Jan. 2
- Led all scorers with 26 points to go along with four assists and zero turnovers versus #4 Michigan State
- Recorded 17 points (7-9 FG, 3-4 FT) and 10 rebounds in home win over Minnesota
- Tallied second straight double-double and third of the season at Rutgers (10 points & 10 rebounds)
- Posted second double-double of the season in OT win at Illinois with 21 points and a career-high 13 rebounds
- Posted first double-double of the season, totaling game bests in scoring (23) and rebounding (12) vs. Penn State
- Poured in a career-best 29 points (8-of-11 FG, 13-of-16 FT) in win over UAB
- His 13 free throws made versus UAB are the fourth most in the Fran McCaffery era (2010-present)
- Made 22 consecutive field goals spanning the end of his freshman year and the start of his sophomore season

PRODUCTION TRACKER

	Season	Career
Scored 10+ Points:	22	41
Scored 15+ Points:	16	23
Scored 20+ Points:	9	11
Had 5+ Assists:	0	0
Had 3+ Blocks:	0	0
Had 3+ Steals:	1	2
Made 3+ 3-Pointers:	0	0
Led Team in Scoring:	8	10
Led Team in Rebounding:	14	24
Led Team in Assists:	1	2
Led Team in Steals:	7	10
Led Team in Blocks:	10	17
Double-Double:	6	8



CAREER STATS

YEAR	G/GS	FG-A	PCT	3-PT	PCT	FT-A	PCT	RB	AVG	PF-FO	AS	TO	BK	ST	PTS	AVG
Fresh.	27/26	128-231	.554	2-8	.250	73-122	.598	143	5.3	67-0	26	65	11	18	331	12.3
Soph.	29/29	173-305	.567	1-7	.143	107-159	.673	194	6.7	75-2	47	67	19	19	454	15.7
TOTALS	56/55	301-536	.562	3-15	.200	180-281	.641	337	6.0	142-2	73	132	30	37	785	14.0



1 MAISHE DAILEY

Sophomore • Guard • 6-7 • 195
Beachwood, Ohio • Beachwood HS



2017-18 GAME-BY-GAME STATS

Opponent	Date	gs	min	Total		3-Pointers		Free throws		Rebounds				pf	a	t/o	blk	stl	pts	avg
				fg-fga	pct	3fg-fga	pct	ft-fa	pct	off	def	tot	avg							
CHICAGO STATE	11/10/17	18	3-5	.600	1-2	.500	3-3	1.000	1	1	2	2.0	1	3	0	0	10	10.0		
ALABAMA STATE	11/12/17	20	4-10	.400	2-6	.333	1-2	.500	0	2	2	2.0	0	3	0	0	2	11	10.5	
GRAMBLING STATE	11/16/17	7	1-2	.500	1-2	.500	0-0	.000	0	0	0	1.3	0	1	0	0	0	3	8.0	
vs Louisiana	11/20/17	17	1-2	.500	0-1	.000	2-2	1.000	0	1	1	1.3	0	2	0	0	0	4	7.0	
vs South Dakota State	11/21/17	5	0-2	.000	0-2	.000	0-0	.000	0	0	0	1.0	0	0	0	0	0	0	5.6	
vs UAB	11/22/17	20	1-2	.500	1-1	1.000	4-4	1.000	0	2	2	1.2	1	1	0	0	0	7	5.8	
at Virginia Tech	11/28/17	12	2-5	.400	0-2	.000	0-0	.000	0	0	0	1.0	1	0	2	0	0	4	5.6	
PENN STATE	12/02/17	4	0-0	.000	0-0	.000	0-0	.000	0	0	0	0.9	0	0	0	0	0	0	4.9	
at Indiana	12/04/17	21	1-7	.143	1-4	.250	0-0	.000	0	5	5	1.3	0	4	0	0	0	3	4.7	
at Iowa State	12/07/17	18	2-4	.500	2-3	.667	0-0	.000	0	6	6	1.8	1	0	1	0	0	6	4.8	
SOUTHERN	12/10/17	21	3-9	.333	3-6	.500	0-0	.000	2	2	4	2.0	0	2	0	0	0	9	5.2	
vs Drake	12/16/17	13	0-1	.000	0-1	.000	0-0	.000	0	1	1	1.9	0	1	1	0	0	0	4.8	
SOUTHERN UTAH	12/19/17	18	3-6	.500	2-4	.500	0-0	.000	0	3	3	2.0	0	2	1	0	1	8	5.0	
vs Colorado	12/22/17	27	5-7	.714	2-3	.667	4-6	.667	1	4	5	2.2	0	1	0	0	0	16	5.8	
NORTHERN ILLINOIS	12/29/17	12	3-3	1.000	1-1	1.000	1-2	.500	0	0	0	2.1	0	4	0	0	0	8	5.9	
MICHIGAN	01/02/18	16	2-4	.500	1-2	.500	0-0	.000	0	1	1	2.0	1	2	3	0	0	5	5.9	
OHIO STATE	01/04/18	23	4-10	.400	1-2	.500	0-0	.000	0	3	3	2.1	0	1	0	0	0	9	6.1	
at Maryland	01/07/18	22	2-6	.333	1-2	.500	0-1	.000	1	3	4	2.2	0	3	0	0	0	5	6.0	
at Illinois	01/11/18	17	0-1	.000	0-1	.000	2-4	.500	0	3	3	2.2	0	3	2	1	0	2	5.8	
at Rutgers	01/17/18	13	1-2	.500	0-0	.000	0-2	.000	0	1	1	2.2	0	3	1	0	1	2	5.6	
PURDUE	01/20/18	19	1-4	.250	1-2	.500	0-3	.000	0	4	4	2.2	0	1	0	0	0	3	5.5	
WISCONSIN	01/23/18	12	1-2	.500	0-1	.000	0-0	.000	0	3	3	2.3	0	1	1	0	0	2	5.3	
at Nebraska	01/27/18	10	1-1	1.000	0-0	.000	0-0	.000	0	0	0	2.2	0	0	1	0	0	2	5.2	
MINNESOTA	01/30/18	15	2-5	.400	1-3	.333	0-0	.000	0	1	1	2.1	1	0	0	0	1	5	5.2	
at Penn State	02/03/18	26	2-4	.500	0-1	.000	0-0	.000	0	1	1	2.1	4	0	3	0	1	4	5.1	
MICHIGAN STATE	02/06/18	17	5-7	.714	3-5	.600	0-0	.000	0	0	0	2.0	2	1	2	0	1	13	5.4	
at Ohio State	02/10/18	13	0-5	.000	0-3	.000	1-2	.500	1	0	1	2.0	1	1	1	0	1	1	5.3	
at Michigan	02/14/18	21	1-3	.333	0-0	.000	0-0	.000	0	5	5	2.1	1	1	1	0	0	2	5.1	
INDIANA	02/17/18	13	2-2	1.000	2-2	1.000	1-2	.500	0	1	1	2.0	1	0	3	0	0	7	5.2	
Totals		0	470	53-121	.438	26-62	.419	19-33	.576	6	53	59	2.0	15	39	26	1	8	151	5.2

SEASON / CAREER STATS

POINTS

SEASON: 16 VS. COLORADO (12/22/17)

CAREER: 16 VS. COLORADO (12/22/17)

REBOUNDS

SEASON: 6 AT IOWA STATE (12/7/17)

CAREER: 7 VS. DELAWARE STATE (12/22/16)

ASSISTS

SEASON: 4, 2X, LAST VS. N. ILLINOIS (12/29/17)

CAREER: 8 VS. ALABAMA STATE (11/12/17)

BLOCKS

SEASON: 1 AT ILLINOIS (1/11/18)

CAREER: 1, 2X, LAST AT ILLINOIS (1/11/18)

STEALS

SEASON: 2 VS. ALABAMA STATE (11/12/17)

CAREER: 2, 2X, LAST VS. ALABAMA ST (11/12/17)

MINUTES

SEASON: 27 VS. COLORADO (12/22/17)

CAREER: 27 VS. COLORADO (12/22/17)

FIELD GOALS MADE

SEASON: 5, 2X, LAST VS. MICH STATE (2/6/18)

CAREER: 5, 2X, LAST VS. MICH STATE (2/6/18)

FIELD GOALS ATTEMPTED

SEASON: 10, 2X, LAST VS. OHIO STATE (1/4/18)

CAREER: 10, 2X, LAST VS. OHIO STATE (1/4/18)

3-POINT FIELD GOALS MADE

SEASON: 3, 2X, LAST VS. MICH STATE (2/6/18)

CAREER: 3, 2X, LAST VS. MICH STATE (2/6/18)

3-POINT FIELD GOALS ATTEMPTED

SEASON: 6, 2X, LAST VS. SOUTHERN (12/10/17)

CAREER: 7 VS. DELAWARE STATE (12/22/16)

FREE THROWS MADE

SEASON: 4, 2X, LAST VS. COLORADO (12/22/17)

CAREER: 4, 2X, LAST VS. COLORADO (12/22/17)

FREE THROWS ATTEMPTED

SEASON: 6 VS. COLORADO (12/22/17)

CAREER: 6 VS. COLORADO (12/22/17)

- Posted career bests in scoring (16), minutes (27), and free throws made (4) and attempted (6) in win over Colorado
- Played double-digit minutes in 26 of 29 games, including 20 minutes or more in nine games in 2017-18
- Tallied seven points, bolstered by making both 3-point attempts, in Iowa's last outing at home versus Indiana
- Sank at least one 3-pointer in 17 contests this year, including a career-best three in win over Southern Univ.
- Tied a career high with three 3-pointers made, scoring 13 total points in Tuesday's game vs. #4 Michigan State
- Contributed nine points and three rebounds versus Ohio State
- Pulled down a season-best six rebounds to go along with six points at Iowa State
- Dished out a season-best four assists with zero turnovers at Indiana
- Scored seven points, including crucial 3-pointer from the baseline late in the game, in win over UAB
- Netted double figures in two of Iowa's first six games, including scoring a career-high 11 points vs. Alabama State

PRODUCTION TRACKER

	Season	Career
Scored 10+ Points:	4	4
Scored 15+ Points:	1	1
Scored 20+ Points:	0	0
Had 5+ Assists:	0	0
Had 3+ Blocks:	0	0
Had 3+ Steals:	0	0
Made 3+ 3-Pointers:	2	2
Led Team in Scoring:	1	1
Led Team in Rebounding:	1	1
Led Team in Assists:	3	3
Led Team in Steals:	4	4
Led Team in Blocks:	1	1
Double-Double:	0	0



CAREER STATS

YEAR	G/GS	FG-A	PCT	3-PT	PCT	FT-A	PCT	RB	AVG	PF-FO	AS	TO	BK	ST	PTS	AVG
Fresh.	12/0	10-22	.455	4-12	.333	3-6	.500	19	1.6	6-0	5	5	1	4	27	2.3
Soph.	29/0	53-121	.438	26-62	.419	19-33	.576	59	2.0	15-0	39	26	1	8	151	5.2
TOTALS	41/0	63-143	.441	30-74	.405	22-39	.564	78	1.9	21-0	44	31	2	12	178	4.3



24 BRADY ELLINGSON

RS-Junior • Guard • 6-4 • 196
Menomonee Falls, Wisconsin • Hamilton HS



2017-18 GAME-BY-GAME STATS

				Total		3-Pointers		Free throws		Rebounds											
Opponent	Date	gs	min	fg-fga	pct	3fg-fga	pct	ft-fga	pct	off	def	tot	avg	pf	a	t/o	blk	stl	pts	avg	
CHICAGO STATE	11/10/17		28	3-5	.600	3-5	.600	0-0	.000	0	1	1	1.0	0	4	1	0	0	9	9.0	
ALABAMA STATE	11/12/17		20	3-6	.500	3-5	.600	0-0	.000	0	1	1	1.0	0	4	0	0	0	9	9.0	
GRAMBLING STATE	11/16/17		15	1-3	.333	0-2	.000	0-0	.000	0	2	2	1.3	0	3	1	0	0	2	6.7	
vs Louisiana	11/20/17		10	0-3	.000	0-2	.000	0-0	.000	0	1	1	1.3	0	0	0	0	1	0	5.0	
vs South Dakota State	11/21/17		9	0-1	.000	0-1	.000	0-0	.000	0	1	1	1.2	0	0	2	0	0	0	4.0	
vs UAB	11/22/17		6	0-1	.000	0-1	.000	0-0	.000	0	0	0	1.0	0	0	1	0	1	0	3.3	
at Virginia Tech	11/28/17		7	0-2	.000	0-2	.000	0-0	.000	0	0	0	0.9	2	0	0	1	1	0	2.9	
PENN STATE	12/02/17		6	0-0	.000	0-0	.000	0-0	.000	0	0	0	0.8	1	3	0	0	0	0	2.5	
at Indiana	12/04/17		24	6-9	.667	3-4	.750	1-2	.500	0	1	1	0.8	1	4	0	1	1	16	4.0	
at Iowa State	12/07/17	*	30	3-11	.273	1-6	.167	0-1	.000	0	4	4	1.1	1	5	2	0	2	7	4.3	
SOUTHERN	12/10/17		15	3-5	.600	2-4	.500	0-0	.000	0	1	1	1.1	0	1	0	0	0	8	4.6	
vs Drake	12/16/17		12	1-3	.333	0-0	.000	0-0	.000	0	0	0	1.0	0	0	0	0	0	2	4.4	
SOUTHERN UTAH	12/19/17		3	1-1	1.000	0-0	.000	1-1	1.000	0	0	0	0.9	0	0	0	0	0	3	4.3	
vs Colorado	12/22/17		1	0-0	.000	0-0	.000	0-0	.000	0	0	0	0.9	0	0	1	0	0	0	4.0	
NORTHERN ILLINOIS	12/29/17		17	2-4	.500	2-4	.500	0-0	.000	0	2	2	0.9	0	2	1	0	1	6	4.1	
MICHIGAN	01/02/18		10	0-2	.000	0-1	.000	0-0	.000	0	1	1	0.9	0	1	0	0	0	0	3.9	
OHIO STATE	01/04/18		6	0-2	.000	0-0	.000	0-0	.000	0	0	0	0.9	0	0	0	0	0	0	3.6	
at Illinois	01/11/18		12	1-3	.333	0-0	.000	0-0	.000	0	0	0	0.8	0	0	3	0	0	2	3.6	
at Rutgers	01/17/18		6	0-2	.000	0-0	.000	0-0	.000	0	1	1	0.8	0	0	1	0	0	0	3.4	
PURDUE	01/20/18		14	4-5	.800	1-1	1.000	0-0	.000	0	0	0	0.8	0	0	0	0	0	9	3.7	
MICHIGAN STATE	02/06/18		4	0-0	.000	0-0	.000	0-0	.000	0	0	0	0.8	0	0	0	0	0	0	3.5	
at Ohio State	02/10/18		7	0-0	.000	0-0	.000	0-0	.000	0	1	1	0.8	2	0	0	0	0	0	3.3	
at Michigan	02/14/18		7	0-0	.000	0-0	.000	0-0	.000	0	0	0	0.7	1	0	1	0	0	0	3.2	
INDIANA	02/17/18		6	0-0	.000	0-0	.000	0-0	.000	0	0	0	0.7	0	1	1	0	0	0	3.0	
Totals		1	275	28-68	.412	15-38	.395	2-4	.500	0	17	17	0.7	8	28	15	2	7	73	3.0	

SEASON / CAREER STATS

POINTS

SEASON: 16 AT INDIANA (12/4/17)

CAREER: 23 VS. SAVANNAH STATE (11/13/16)

REBOUNDS

SEASON: 4 AT IOWA STATE (12/7/17)

CAREER: 4, 3X, LAST AT IOWA STATE (12/7/17)

ASSISTS

SEASON: 5 AT IOWA STATE (12/7/17)

CAREER: 5, 3X, LAST AT IOWA STATE (12/7/17)

BLOCKS

SEASON: 1, 2X, LAST AT INDIANA (12/4/17)

CAREER: 1, 2X, LAST AT INDIANA (12/4/17)

STEALS

SEASON: 2 AT IOWA STATE (12/7/17)

CAREER: 2, 2X, LAST AT IOWA STATE (12/7/17)

MINUTES

SEASON: 30 AT IOWA STATE (12/7/17)

CAREER: 30 AT IOWA STATE (12/7/17)

FIELD GOALS MADE

SEASON: 6 AT INDIANA (12/4/17)

CAREER: 7, 2X, LAST VS. SAVANNAH ST (11/13/16)

FIELD GOALS ATTEMPTED

SEASON: 11 AT IOWA STATE (12/7/17)

CAREER: 11 AT IOWA STATE (12/7/17)

3-POINT FIELD GOALS MADE

SEASON: 3, 3X, LAST AT INDIANA (12/4/17)

CAREER: 5 VS. OHIO STATE (1/28/17)

3-POINT FIELD GOALS ATTEMPTED

SEASON: 6 AT IOWA STATE (12/7/17)

CAREER: 7 VS. OHIO STATE (1/28/17)

FREE THROWS MADE

SEASON: 1, 2X, LAST VS. SOUTHERN UTAH (12/19/17)

CAREER: 5, 2X, LAST VS. SAVANNAH ST (11/13/16)

FREE THROWS ATTEMPTED

SEASON: 2 AT INDIANA (12/4/17)

CAREER: 6 VS. COPPIN STATE (11/15/15)

- Missed four games (Wisconsin, Nebraska, Minnesota, Penn State) due to a concussion
- Played limited minutes in Iowa's last four games
- Thirty eight of his 68 field goal attempts have come from 3-point territory
- Tallied nine points versus #3 Purdue -- the most since netting 16 at Indiana on Dec. 4
- Shifted from shooting guard to point guard the first 10 games due to Connor McCaffery missing time
- Played only three minutes and one minute versus Southern Utah and Colorado, respectively, due to injury (ankle)
- Started first game in his 78 career game played at Iowa State on Dec. 7
- Registered season bests in rebounds (4), assists (5), and blocks (1) at Iowa State
- Tallied a game and season-best 16 points, while being credited with four assists at Indiana

PRODUCTION TRACKER

	Season	Career
Scored 10+ Points:	1	8
Scored 15+ Points:	1	4
Scored 20+ Points:	0	2
Had 5+ Assists:	0	2
Had 3+ Blocks:	0	0
Had 3+ Steals:	0	0
Made 3+ 3-Pointers:	0	5
Led Team in Scoring:	0	3
Led Team in Rebounding:	0	0
Led Team in Assists:	2	4
Led Team in Steals:	2	5
Led Team in Blocks:	0	0
Double-Double:	0	0



CAREER STATS

YEAR	G/GS	FG-A	PCT	3-PT	PCT	FT-A	PCT	RB	AVG	PF-FO	AS	TO	BK	ST	PTS	AVG
Fresh.	7/0	4-8	.500	4-6	.667	1-2	.500	0	0.0	1-0	4	1	0	1	13	1.9
RS-Fresh.	27/0	28-61	.459	12-44	.273	7-10	.700	18	0.7	21-0	12	11	0	5	75	2.9
Soph.	34/0	49-111	.441	32-68	.471	18-18	1.000	39	1.1	28-0	37	14	0	11	148	4.4
Junior	24/1	28-68	.412	15-38	.395	2-4	.500	17	0.7	8-0	28	15	2	7	73	3.0
TOTALS	92/1	109-248	.440	63-156	.404	28-34	.824	74	0.8	58-0	81	41	2	24	309	3.4



55 LUKA GARZA

Freshman • Forward • 6-11 • 235
Washington, D.C. • Maret School



SEASON / CAREER STATS

POINTS

SEASON: 25 VS. NORTHERN ILLINOIS (12/29/17)

REBOUNDS

SEASON: 16 VS. WISCONSIN (1/23/17)

ASSISTS

SEASON: 3, 4X, LAST VS. INDIANA (2/17/18)

BLOCKS

SEASON: 5 VS. NORTHERN ILLINOIS (12/29/17)

STEALS

SEASON: 3 VS. DRAKE (12/16/17)

MINUTES

SEASON: 30, 2X, LAST AT MICHIGAN (2/14/18)

FIELD GOALS MADE

SEASON: 10 AT MICHIGAN (2/14/18)

FIELD GOALS ATTEMPTED

SEASON: 16 AT MICHIGAN (2/14/18)

3-POINT FIELD GOALS MADE

SEASON: 3 VS. NORTHERN ILLINOIS (12/29/17)

3-POINT FIELD GOALS ATTEMPTED

SEASON: 3, 3X, LAST AT NEBRASKA (1/23/18)

FREE THROWS MADE

SEASON: 9 AT ILLINOIS (1/11/18)

FREE THROWS ATTEMPTED

SEASON: 11 VS. ALABAMA STATE (11/12/17)

2017-18 GAME-BY-GAME STATS

				Total		3-Pointers		Free throws		Rebounds											
Opponent	Date	gs	min	fg-fga	pct	3fg-fga	pct	ft-fa	pct	off	def	tot	avg	pf	a	t/o	blk	stl	pts	avg	
CHICAGO STATE	11/10/17	*	18	6-6	1.000	0-0	.000	4-8	.500	1	4	5	5.0	1	1	1	3	0	16	16.0	
ALABAMA STATE	11/12/17	*	19	2-8	.250	0-1	.000	7-11	.636	5	8	13	9.0	1	1	1	2	0	11	13.5	
GRAMBLING STATE	11/16/17	*	28	6-9	.667	0-1	.000	1-4	.250	2	7	9	9.0	3	2	2	3	2	13	13.3	
vs Louisiana	11/20/17	*	12	0-2	.000	0-1	.000	0-0	.000	1	4	5	8.0	2	2	2	0	1	0	10.0	
vs South Dakota State	11/21/17	*	28	2-7	.286	0-2	.000	0-3	.000	2	8	10	8.4	1	1	0	1	0	4	8.8	
vs UAB	11/22/17	*	29	6-8	.750	0-0	.000	2-3	.667	2	5	7	8.2	4	1	1	3	0	14	9.7	
at Virginia Tech	11/28/17	*	14	2-6	.333	0-0	.000	0-2	.000	2	2	4	7.6	2	0	0	1	0	4	8.9	
PENN STATE	12/02/17	*	14	2-4	.500	0-1	.000	2-4	.500	0	3	3	7.0	0	0	0	0	1	6	8.5	
at Indiana	12/04/17	*	15	3-4	.750	0-0	.000	0-2	.000	1	2	3	6.6	2	1	1	0	0	6	8.2	
at Iowa State	12/07/17		7	1-1	1.000	0-0	.000	0-2	.000	1	3	4	6.3	2	1	2	0	0	2	7.6	
SOUTHERN	12/10/17		19	7-10	.700	1-1	1.000	8-10	.800	6	7	13	6.9	3	2	1	1	0	23	9.0	
vs Drake	12/16/17		17	4-8	.500	1-2	.500	4-6	.667	3	4	7	6.9	3	1	0	0	3	13	9.3	
SOUTHERN UTAH	12/19/17		19	5-9	.556	0-1	.000	7-8	.875	3	2	5	6.8	1	1	2	2	0	17	9.9	
vs Colorado	12/22/17		11	1-4	.250	0-1	.000	0-0	.000	2	2	4	6.6	3	2	1	0	0	2	9.4	
NORTHERN ILLINOIS	12/29/17		16	8-8	1.000	3-3	1.000	6-8	.750	0	7	7	6.6	2	1	1	5	0	25	10.4	
MICHIGAN	01/02/18		21	3-8	.375	0-0	.000	0-0	.000	3	2	5	6.5	1	0	1	1	1	6	10.1	
OHIO STATE	01/04/18	*	26	4-7	.571	1-3	.333	6-8	.750	2	4	6	6.5	2	0	0	1	0	15	10.4	
at Maryland	01/07/18	*	16	3-3	1.000	0-0	.000	0-0	.000	0	1	1	6.2	3	0	2	1	0	6	10.2	
at Illinois	01/11/18	*	30	5-8	.625	0-1	.000	9-9	1.000	7	4	11	6.4	3	1	1	1	0	19	10.6	
at Rutgers	01/17/18	*	23	3-9	.333	0-2	.000	2-2	1.000	5	3	8	6.5	3	3	2	0	0	8	10.5	
PURDUE	01/20/18	*	20	8-10	.800	2-3	.667	1-2	.500	3	0	3	6.3	1	2	2	1	1	19	10.9	
WISCONSIN	01/23/18	*	28	6-9	.667	1-1	1.000	4-6	.667	4	12	16	6.8	3	0	1	1	1	17	11.2	
at Nebraska	01/27/18	*	18	2-5	.400	1-3	.333	3-4	.750	1	3	4	6.7	5	0	1	0	0	8	11.0	
MINNESOTA	01/30/18	*	27	4-9	.444	0-1	.000	2-3	.667	3	4	7	6.7	4	3	0	1	0	10	11.0	
at Penn State	02/03/18	*	24	3-13	.231	0-2	.000	7-9	.778	2	4	6	6.6	2	0	2	0	1	13	11.1	
MICHIGAN STATE	02/06/18	*	22	4-8	.500	0-1	.000	1-1	1.000	2	1	3	6.5	2	3	0	0	0	9	11.0	
at Ohio State	02/10/18	*	24	4-9	.444	0-1	.000	0-0	.000	2	2	4	6.4	3	1	1	2	0	8	10.9	
at Michigan	02/14/18	*	30	10-16	.625	0-2	.000	2-2	1.000	1	5	6	6.4	4	0	4	1	0	22	11.3	
INDIANA	02/17/18	*	29	6-8	.750	1-1	1.000	4-4	1.000	2	1	3	6.3	1	3	1	0	0	17	11.5	
Totals			22	604	120-216	.556	11-35	.314	82-121	.678	68	114	182	6.3	67	33	33	31	11	333	11.5

- Two-time Big Ten Freshman of the Week (Nov. 13 and Jan. 2)
- Led Iowa averaging 19.5 points in two games last week at #22/21 Michigan and versus Indiana
- Ranks second among Big Ten freshmen in rebounding (5.6), third in scoring (11.8), and fourth in field goal percentage (.538) in conference games only
- In B1G stats, ranks 10th in field goal accuracy (.556), 11th in blocked shots (1.1), and 14th in rebounding (6.3)
- Led all scorers in Iowa's last outing at #22/21 Michigan, netting 22 points (10-16 FG, 2-2 FT)
- Netted a team-best 19 points, bolstered by 8-of-10 shooting from the field, against #3 Purdue
- Was 16-of-39 (.410) from the foul line the first 10 games; made 66 of last 82 (.805) the last 19 games combined
- Posted team-leading fourth double-double in win over Wisconsin (17 points, 16 rebounds); the 16 rebounds are the most by a Hawkeye in a single game since Adam Woodbury snagged 18 versus Wisconsin on Feb. 24, 2016
- Scored 17 of his 19 points in the second half and overtime, while also snagging 11 rebounds for his team-best third double-double of the season in a come-from-behind overtime victory at Illinois
- Registered personal bests in scoring (25), blocked shots (5), and 3-pointers (3) in win over Northern Illinois
- Fifth Hawkeye to post a double-double in either his first or second game over the last 20 years (Dean Oliver, Reggie Evans, Devon Archie, Aaron White)

PRODUCTION TRACKER

	Season	Career
Scored 10+ Points:	16	16
Scored 15+ Points:	10	10
Scored 20+ Points:	3	3
Had 5+ Assists:	0	0
Had 3+ Blocks:	4	4
Had 3+ Steals:	1	1
Made 3+ 3-Pointers:	0	0
Led Team in Scoring:	6	6
Led Team in Rebounding:	9	9
Led Team in Assists:	2	2
Led Team in Steals:	3	3
Led Team in Blocks:	12	12
Double-Double:	4	4




CAREER STATS

YEAR	G/GS	FG-A	PCT	3-PT	PCT	FT-A	PCT	RB	AVG	PF-FO	AS	TO	BK	ST	PTS	AVG
Fresh.	29/22	120-816	.556	11-35	.314	82-121	.678	182	6.3	67-1	33	33	31	11	333	11.5



15 RYAN KRIENER

Sophomore • Forward • 6-9 • 250
Spirit Lake, Iowa • Spirit Lake HS



2017-18 GAME-BY-GAME STATS

				Total		3-Pointers		Free throws		Rebounds											
Opponent	Date	gs	min	fg-fga	pct	3fg-fga	pct	ft-fga	pct	off	def	tot	avg	pf	a	t/o	blk	stl	pts	avg	
CHICAGO STATE	11/10/17	14	2-3	.667	0-0	.000	0-1	.000	0	1	1	1.0	3	2	3	2	0	4	4.0		
ALABAMA STATE	11/12/17	17	2-2	1.000	0-0	.000	0-0	.000	1	3	4	2.5	4	4	0	0	1	4	4.0		
GRAMBLING STATE	11/16/17	11	2-2	1.000	0-0	.000	0-0	.000	1	0	1	2.0	1	1	1	0	0	4	4.0		
vs Louisiana	11/20/17	26	1-5	.200	0-0	.000	1-3	.333	1	3	4	2.5	5	2	0	1	2	3	3.8		
vs South Dakota State	11/21/17	10	2-2	1.000	1-1	1.000	0-0	.000	0	1	1	2.2	1	0	3	0	0	5	4.0		
vs UAB	11/22/17	11	1-1	1.000	0-0	.000	0-0	.000	0	1	1	2.0	4	0	2	0	0	2	3.7		
at Virginia Tech	11/28/17	5	0-1	.000	0-0	.000	0-0	.000	0	0	0	1.7	3	0	0	0	2	0	3.1		
PENN STATE	12/02/17	7	2-3	.667	1-1	1.000	0-0	.000	3	1	4	2.0	2	2	0	1	1	5	3.4		
at Iowa State	12/07/17	6	1-4	.250	0-1	.000	0-0	.000	2	1	3	2.1	1	0	0	0	0	2	3.2		
SOUTHERN	12/10/17	12	3-6	.500	0-1	.000	0-0	.000	0	3	3	2.2	0	2	1	1	2	6	3.5		
vs Drake	12/16/17	15	2-6	.333	0-1	.000	0-0	.000	0	2	2	2.2	2	2	0	0	0	4	3.5		
SOUTHERN UTAH	12/19/17	10	2-3	.667	0-0	.000	1-2	.500	1	3	4	2.3	0	3	1	0	1	5	3.7		
vs Colorado	12/22/17	5	1-1	1.000	0-0	.000	0-0	.000	1	1	2	2.3	0	1	2	0	0	2	3.5		
NORTHERN ILLINOIS	12/29/17	17	2-5	.400	0-1	.000	1-2	.500	2	1	3	2.4	1	2	0	0	0	5	3.6		
MICHIGAN	01/02/18	4	0-1	.000	0-0	.000	0-0	.000	0	0	0	2.2	0	1	0	0	0	0	3.4		
OHIO STATE	01/04/18	8	0-0	.000	0-0	.000	0-0	.000	1	1	2	2.2	0	0	1	1	0	0	3.2		
at Maryland	01/07/18	5	1-2	.500	0-0	.000	0-0	.000	0	0	0	2.1	3	0	1	0	0	2	3.1		
at Illinois	01/11/18	12	2-2	1.000	0-0	.000	1-2	.500	2	2	4	2.2	1	0	0	1	1	5	3.2		
at Rutgers	01/17/18	11	1-3	.333	0-0	.000	0-0	.000	1	1	2	2.2	1	1	1	0	0	2	3.2		
MICHIGAN STATE	02/06/18	2	0-0	.000	0-0	.000	0-0	.000	0	0	0	2.1	1	0	1	0	0	0	3.0		
at Ohio State	02/10/18	10	1-1	1.000	0-0	.000	0-1	.000	0	1	1	2.0	2	0	0	0	0	2	3.0		
at Michigan	02/14/18	6	1-1	1.000	0-0	.000	0-0	.000	0	0	0	1.9	0	1	2	0	0	2	2.9		
INDIANA	02/17/18	6	0-0	.000	0-0	.000	0-0	.000	0	0	0	1.8	3	0	0	0	2	0	2.8		
Totals		0	230	29-54	.537	2-6	.333	4-11	.364	16	26	42	1.8	38	24	19	7	12	64	2.8	

SEASON / CAREER STATS

POINTS

SEASON: 6, VS. SOUTHERN (12/10/17)
CAREER: 14, 2X, LAST VS. OHIO STATE (1/28/17)

REBOUNDS

SEASON: 4, 5X, LAST AT ILLINOIS (1/11/18)
CAREER: 7 VS. OHIO STATE (1/28/17)

ASSISTS

SEASON: 4 VS. ALABAMA STATE (11/12/17)
CAREER: 4 VS. ALABAMA STATE (11/12/17)

BLOCKS

SEASON: 2 VS. CHICAGO STATE (11/10/17)
CAREER: 3, 2X, LAST VS. INDIANA (2/21/17)

STEALS

SEASON: 2, 4X, LAST VS. INDIANA (2/17/18)
CAREER: 2, 4X, LAST VS. INDIANA (2/17/18)

MINUTES

SEASON: 26 VS. LOUISIANA (11/20/17)
CAREER: 26 VS. LOUISIANA (11/20/17)

FIELD GOALS MADE

SEASON: 3 VS. SOUTHERN (12/10/17)
CAREER: 6, 2X, LAST VS. OHIO STATE (1/28/17)

FIELD GOALS ATTEMPTED

SEASON: 6, 2X LAST VS. DRAKE (12/16/17)
CAREER: 7, 2X, LAST VS. OHIO STATE (1/28/17)

3-POINT FIELD GOALS MADE

SEASON: 1, 2X, LAST VS. PENN STATE (12/2/17)
CAREER: 1, 3X, LAST VS. PENN STATE (12/2/17)

3-POINT FIELD GOALS ATTEMPTED

SEASON: 1, 4X, LAST VS. DRAKE (12/16/17)
CAREER: 1, 5X, LAST VS. DRAKE (12/16/17)

FREE THROWS MADE

SEASON: 1, 4X, LAST AT ILLINOIS (1/11/18)
CAREER: 2, 3X, LAST VS. OHIO STATE (1/28/17)

FREE THROWS ATTEMPTED

SEASON: 3 VS. LOUISIANA (11/20/17)
CAREER: 3, 3X, LAST VS. LOUISIANA (11/20/17)

- Missed six games due to a concussion (Indiana, Purdue, Wisconsin, Nebraska, Minnesota, Penn State)
- Played limited minutes in Iowa's last four games
- Scored four points or more in 10 games this season
- Tallied five crucial points in the second half and equaled a season high with four boards in overtime win at Illinois
- Netted five points and had three rebounds in victory over Northern Illinois
- Scored a season-high six points and led team in steals with two in win over Southern University
- Tallied five points, four rebounds, one block, and one steal before leaving game in the second half due to injury Saturday versus Penn State
- Dished out a career-best four assists in win over Alabama State
- Led team in steals (2) at Virginia Tech
- Netted a season-best five points, sinking second career 3-pointer, versus SDSU at Cayman Islands Classic
- Led team in steals (2), assists (2), and blocked shots) versus Louisiana

PRODUCTION TRACKER

	Season	Career
Scored 10+ Points:	0	2
Scored 15+ Points:	0	0
Scored 20+ Points:	0	0
Had 5+ Assists:	0	0
Had 3+ Blocks:	0	2
Had 3+ Steals:	0	0
Made 3+ 3-Pointers:	0	0
Led Team in Scoring:	0	1
Led Team in Rebounding:	0	0
Led Team in Assists:	0	0
Led Team in Steals:	5	5
Led Team in Blocks:	3	6
Double-Double:	0	0



CAREER STATS

YEAR	G/GS	FG-A	PCT	3-PT	PCT	FT-A	PCT	RB	AVG	PF-FO	AS	TO	BK	ST	PTS	AVG
Fresh.	28/0	38-69	.551	1-5	.200	9-15	.600	61	2.2	39-0	11	18	9	6	86	3.1
Soph.	23/0	29-54	.537	2-6	.333	4-11	.364	42	1.8	38-1	24	19	7	12	64	2.8
TOTALS	51/0	67-123	.545	3-11	.273	13-26	.500	103	2.0	77-1	35	37	16	18	150	2.9

30 CONNOR McGAFFERY

Freshman • Guard • 6-5 • 200
Iowa City, Iowa • Iowa West HS



2017-18 GAME-BY-GAME STATS

Opponent	Date	gs	min	Total		3-Pointers		Free throws		Rebounds				pf	a	t/o	blk	stl	pts	avg
				fg-fga	pct	3fg-fga	pct	ft-fa	pct	off	def	tot	avg							
SOUTHERN	12/10/17	17		1-1	1.000	1-1	1.000	2-3	.667	0	3	3	3.0	0	4	1	0	1	5	5.0
vs Drake	12/16/17	9		0-0	.000	0-0	.000	0-0	.000	0	0	0	1.5	0	0	0	0	0	0	2.5
SOUTHERN UTAH	12/19/17	15		0-1	.000	0-1	.000	0-0	.000	0	1	1	1.3	1	2	0	0	0	0	1.7
vs Colorado	12/22/17	12		1-1	1.000	0-0	.000	1-1	1.000	0	0	0	1.0	1	1	3	0	1	3	2.0
Totals		0	53	2-3	.667	1-2	.500	3-4	.750	0	4	4	1.0	2	7	4	0	2	8	2.0

SEASON / CAREER STATS

POINTS

SEASON: 5 VS. SOUTHERN (12/10/17)

REBOUNDS

SEASON: 3 VS. SOUTHERN (12/10/17)

ASSISTS

SEASON: 4 VS. SOUTHERN (12/10/17)

BLOCKS

SEASON: - - -

STEALS

SEASON: 1 VS. SOUTHERN (12/10/17)

MINUTES

SEASON: 17 VS. SOUTHERN (12/10/17)

FIELD GOALS MADE

SEASON: 1 VS. SOUTHERN (12/10/17)

FIELD GOALS ATTEMPTED

SEASON: 1, 2X, LAST VS. SOUTHERN UTAH (12/19/17)

3-POINT FIELD GOALS MADE

SEASON: 1 VS. SOUTHERN (12/10/17)

3-POINT FIELD GOALS ATTEMPTED

SEASON: 1, 2X, LAST VS. SOUTHERN UTAH (12/19/17)

FREE THROWS MADE

SEASON: 2 VS. SOUTHERN (12/10/17)

FREE THROWS ATTEMPTED

SEASON: 3 VS. SOUTHERN (12/10/17)

- Underwent tonsillectomy on Dec. 26; out indefinitely
- Missed first two games due to a sprained ankle
- Missed following eight outings due to illness (mono)
- Played in first collegiate game on Dec. 10 in win over Southern University, collecting five points, four assists, three rebounds, and one steal

PRODUCTION TRACKER

	Season	Career
Scored 10+ Points:	0	0
Scored 15+ Points:	0	0
Scored 20+ Points:	0	0
Had 5+ Assists:	0	0
Had 3+ Blocks:	0	0
Had 3+ Steals:	0	0
Made 3+ 3-Pointers:	0	0
Led Team in Scoring:	0	0
Led Team in Rebounding:	0	0
Led Team in Assists:	0	0
Led Team in Steals:	0	0
Led Team in Blocks:	0	0
Double-Double:	0	0



CAREER STATS

YEAR	G/GS	FG-A	PCT	3-PT	PCT	FT-A	PCT	RB	AVG	PF-FO	AS	TO	BK	ST	PTS	AVG
Fresh.	4/0	2-3	.667	1-2	.500	3-4	.750	4	1.0	2-0	7	4	0	2	8	2.0



4 ISAIAH MOSS

RS-Sophomore • Guard • 6-5 • 205
Chicago, Illinois • Simeon HS



SEASON / CAREER STATS

POINTS

SEASON: 25 AT MARYLAND (1/7/18)
CAREER: 25 AT MARYLAND (1/7/18)

REBOUNDS

SEASON: 4, 4X, LAST VS. MICH STATE (2/6/18)
CAREER: 6 VS. STETSON (12/5/16)

ASSISTS

SEASON: 5, 2X, LAST VS. PURDUE (1/20/18)
CAREER: 5, 3X, LAST VS. PURDUE (1/20/18)

BLOCKS

SEASON: 1, 6X, LAST AT OHIO STATE (2/10/18)
CAREER: 2, 3X, LAST VS. S. DAKOTA (3/15/17)

STEALS

SEASON: 3 VS. WISCONSIN (1/23/18)
CAREER: 5 VS. INDIANA (3/9/17)

MINUTES

SEASON: 37 AT ILLINOIS (1/11/18)
CAREER: 37 AT NEBRASKA (1/5/17)

FIELD GOALS MADE

SEASON: 10 AT MARYLAND (1/7/18)
CAREER: 10 AT MARYLAND (1/7/18)

FIELD GOALS ATTEMPTED

SEASON: 17 VS. LOUISIANA (11/20/17)
CAREER: 17 VS. LOUISIANA (11/20/17)

3-POINT FIELD GOALS MADE

SEASON: 4, 4X LAST VS. MINNESOTA (1/30/18)
CAREER: 5 VS. STETSON (12/5/16)

3-POINT FIELD GOALS ATTEMPTED

SEASON: 9 VS. SOUTHERN (12/10/17)
CAREER: 9, 2X, LAST VS. SOUTHERN (12/10/17)

FREE THROWS MADE

SEASON: 10 VS. LOUISIANA (11/20/17)
CAREER: 10 VS. LOUISIANA (11/20/17)

FREE THROWS ATTEMPTED

SEASON: 10 VS. LOUISIANA (11/20/17)
CAREER: 10 VS. LOUISIANA (11/20/17)

2017-18 GAME-BY-GAME STATS

				Total		3-Pointers		Free throws		Rebounds										
Opponent	Date	gs	min	fg-fga	pct	3fg-fga	pct	ft-fa	pct	off	def	tot	avg	pf	a	t/o	blk	stl	pts	avg
CHICAGO STATE	11/10/17	*	13	5-7	.714	4-6	.667	0-0	.000	0	1	1	1.0	2	1	1	0	1	14	14.0
ALABAMA STATE	11/12/17	*	18	4-7	.571	2-5	.400	2-2	1.000	0	2	2	1.5	3	1	2	1	0	12	13.0
GRAMBLING STATE	11/16/17	*	30	4-9	.444	3-6	.500	4-4	1.000	0	2	2	1.7	3	1	0	0	2	15	13.7
vs Louisiana	11/20/17	*	20	6-17	.353	2-5	.400	10-10	1.000	2	1	3	2.0	4	1	1	0	0	24	16.3
vs South Dakota State	11/21/17	*	32	8-16	.500	2-7	.286	0-0	.000	0	2	2	2.0	1	3	4	0	2	18	16.6
vs UAB	11/22/17	*	32	5-11	.455	1-2	.500	1-2	.500	0	2	2	2.0	2	4	1	0	1	12	15.8
at Virginia Tech	11/28/17	*	22	1-6	.167	0-2	.000	0-0	.000	0	2	2	2.0	2	1	4	0	0	2	13.9
PENN STATE	12/02/17	*	31	6-13	.462	1-3	.333	0-0	.000	0	3	3	2.1	2	2	4	0	1	13	13.8
at Indiana	12/04/17	*	17	1-5	.200	0-1	.000	0-0	.000	0	4	4	2.3	0	1	2	0	0	2	12.4
at Iowa State	12/07/17	*	17	2-8	.250	0-4	.000	0-0	.000	0	2	2	2.3	0	1	1	1	0	4	11.6
SOUTHERN	12/10/17	*	21	4-10	.400	4-9	.444	0-0	.000	1	1	2	2.3	0	2	0	0	1	12	11.6
vs Drake	12/16/17	*	22	4-8	.500	1-4	.250	0-0	.000	0	0	0	2.1	1	2	0	0	1	9	11.4
SOUTHERN UTAH	12/19/17	*	24	6-14	.429	3-8	.375	1-1	1.000	1	2	3	2.2	2	1	1	0	2	16	11.8
vs Colorado	12/22/17	*	32	5-12	.417	0-4	.000	6-8	.750	0	4	4	2.3	4	2	3	0	0	16	12.1
NORTHERN ILLINOIS	12/29/17	*	25	4-7	.571	3-4	.750	0-0	.000	0	1	1	2.2	0	5	1	0	1	11	12.0
MICHIGAN	01/02/18	*	23	2-4	.500	0-2	.000	2-2	1.000	0	0	0	2.1	2	1	1	1	0	6	11.6
OHIO STATE	01/04/18	*	21	3-10	.300	1-2	.500	0-2	.000	2	2	4	2.2	2	3	2	1	0	7	11.4
at Maryland	01/07/18	*	32	10-16	.625	4-6	.667	1-1	1.000	0	1	1	2.1	0	2	1	0	1	25	12.1
at Illinois	01/11/18	*	33	4-11	.364	0-4	.000	4-4	1.000	0	2	2	2.1	1	0	1	0	1	12	12.1
at Rutgers	01/17/18	*	22	1-6	.167	0-3	.000	0-0	.000	0	0	0	2.0	0	1	0	1	0	2	11.6
PURDUE	01/20/18	*	15	1-7	.143	1-3	.333	0-0	.000	1	2	3	2.0	0	5	0	0	0	3	11.2
WISCONSIN	01/23/18	*	30	5-12	.417	3-4	.750	2-2	1.000	0	3	3	2.1	0	4	1	0	3	15	11.4
at Nebraska	01/27/18	*	18	1-6	.167	0-1	.000	0-0	.000	1	1	2	2.1	1	4	1	0	1	2	11.0
MINNESOTA	01/30/18	*	24	5-10	.500	4-6	.667	2-2	1.000	0	3	3	2.1	2	1	2	0	1	16	11.2
at Penn State	02/03/18	*	21	1-6	.167	0-1	.000	2-2	1.000	0	1	1	2.1	0	1	0	0	0	4	10.9
MICHIGAN STATE	02/06/18	*	27	3-8	.375	1-3	.333	4-5	.800	2	2	4	2.2	3	4	1	0	0	11	10.9
at Ohio State	02/10/18	*	20	2-7	.286	1-3	.333	2-2	1.000	1	2	3	2.2	1	0	0	1	0	7	10.7
at Michigan	02/14/18	*	26	4-8	.500	1-2	.500	3-3	1.000	1	2	3	2.2	2	2	2	0	2	12	10.8
INDIANA	02/17/18	*	18	2-4	.500	1-3	.333	0-0	.000	0	1	1	2.2	0	0	2	0	0	5	10.6
Totals		29	686	109-265	.411	43-113	.381	46-52	.885	12	51	63	2.2	40	56	39	6	21	307	10.6

- Ranks fourth on the team, averaging 10.6 points per game
- Scored in double figures 17 times, third most on the squad
- Missed only six free throw attempts this season (46-of-52, .885)
- Netted eight of his 11 points in the second half versus #4 Michigan State
- Tallied 16 points, 13 in the second half, bolstered by 4-of-6 shooting from 3-point range in win over Minnesota
- Credited with a season-high three steals, all in the first half, while also scoring 15 points in win over Wisconsin
- Dished out a team-best five assists with zero turnovers against #3 Purdue
- Netted a career-best 25 points, bolstered by 4-of-6 shooting from 3-point territory, at Maryland
- Tied career high with five assists and netted 11 points, bolstered by 3-of-4 shooting from 3-point range, in win over NIU
- Voted to the Cayman Islands Classic All-Tournament Team, averaging 18 points in three games played
- Poured in a career-best 24 points, bolstered by a perfect 10-of-10 at the FT line, versus Louisiana
- Registered team bests in scoring (18) and steals (2) versus South Dakota State

PRODUCTION TRACKER

	Season	Career
Scored 10+ Points:	17	26
Scored 15+ Points:	8	12
Scored 20+ Points:	2	3
Had 5+ Assists:	2	3
Had 3+ Blocks:	0	0
Had 3+ Steals:	1	2
Made 3+ 3-Pointers:	6	10
Led Team in Scoring:	4	4
Led Team in Rebounding:	0	0
Led Team in Assists:	3	3
Led Team in Steals:	7	10
Led Team in Blocks:	4	11
Double-Double:	0	0



CAREER STATS

YEAR	G/GS	FG-A	PCT	3-PT	PCT	FT-A	PCT	RB	AVG	PF-FO	AS	TO	BK	ST	PTS	AVG
Fresh.	34/28	84-204	.412	29-81	.358	23-31	.742	55	1.6	42-1	29	36	13	19	220	6.5
Soph.	29/29	109-265	.411	43-113	.381	46-52	.885	63	2.2	40-0	56	29	6	21	307	10.6
TOTALS	63/57	193-469	.412	72-194	.371	69-83	.831	118	1.9	82-1	85	75	19	40	527	8.4



2 JACK NUNGE

Freshman • Forward • 6-11 • 225
Newburgh, Indiana • New Castle HS



SEASON / CAREER STATS

POINTS

SEASON: 18 AT OHIO STATE (2/10/18)

REBOUNDS

SEASON: 8 AT IOWA STATE (12/7/17)

ASSISTS

SEASON: 4, 2X, LAST VS. SOUTHERN UTAH (12/19/17)

BLOCKS

SEASON: 4 VS. SOUTHERN (12/10/17)

STEALS

SEASON: 4 VS. CHICAGO STATE (11/10/17)

MINUTES

SEASON: 28 VS. LOUISIANA (11/20/17)

FIELD GOALS MADE

SEASON: 7 AT IOWA STATE (12/7/17)

FIELD GOALS ATTEMPTED

SEASON: 14 AT IOWA STATE (12/7/17)

3-POINT FIELD GOALS MADE

SEASON: 3 VS. GRAMBLING STATE (11/16/17)

3-POINT FIELD GOALS ATTEMPTED

SEASON: 5, 2X, LAST AT IOWA STATE (12/7/17)

FREE THROWS MADE

SEASON: 6, 2X, LAST VS. SOUTHERN (12/10/17)

FREE THROWS ATTEMPTED

SEASON: 7 VS. CHICAGO STATE (11/10/17)

2017-18 GAME-BY-GAME STATS

Opponent	Date	gs	min	Total		3-Pointers		Free throws		Rebounds				pf	a	t/o	blk	stl	pts	avg
				fg-fga	pct	3fg-fga	pct	ft-fa	pct	off	def	tot	avg							
CHICAGO STATE	11/10/17		19	2-4	.500	0-1	.000	6-7	.857	1	3	4	4.0	1	0	2	1	4	10	10.0
ALABAMA STATE	11/12/17		20	2-6	.333	2-4	.500	0-0	.000	2	3	5	4.5	1	1	1	2	3	6	8.0
GRAMBLING STATE	11/16/17		27	6-8	.750	3-5	.600	2-4	.500	1	6	7	5.3	0	2	0	1	0	17	11.0
vs Louisiana	11/20/17		28	3-6	.500	0-1	.000	3-5	.600	2	0	2	4.5	1	0	4	0	1	9	10.5
vs South Dakota State	11/21/17		25	5-5	1.000	2-2	1.000	2-4	.500	1	1	2	4.0	2	1	2	0	1	14	11.2
vs UAB	11/22/17	*	14	0-3	.000	0-1	.000	0-0	.000	1	2	3	3.8	2	3	0	0	0	0	9.3
at Virginia Tech	11/28/17		20	2-4	.500	0-1	.000	0-0	.000	2	4	6	4.1	1	0	1	0	1	4	8.6
PENN STATE	12/02/17		15	1-1	1.000	0-0	.000	0-0	.000	0	1	1	3.8	2	0	2	3	0	2	7.8
at Indiana	12/04/17	*	26	4-8	.500	2-4	.500	2-2	1.000	1	5	6	4.0	3	1	0	1	1	12	8.2
at Iowa State	12/07/17	*	23	7-14	.500	1-5	.200	1-3	.333	4	4	8	4.4	4	4	0	1	0	16	9.0
SOUTHERN	12/10/17	*	20	2-5	.400	1-2	.500	6-6	1.000	0	2	2	4.2	1	2	1	4	0	11	9.2
vs Drake	12/16/17	*	10	2-3	.667	0-0	.000	1-1	1.000	0	0	0	3.8	2	0	2	1	0	5	8.8
SOUTHERN UTAH	12/19/17	*	21	4-5	.800	0-1	.000	1-2	.500	0	4	4	3.8	0	4	1	1	0	9	8.8
vs Colorado	12/22/17	*	10	1-2	.500	0-1	.000	1-1	1.000	0	1	1	3.6	0	1	0	0	0	3	8.4
NORTHERN ILLINOIS	12/29/17	*	21	3-8	.375	1-4	.250	0-0	.000	1	1	2	3.5	0	1	1	2	2	7	8.3
MICHIGAN	01/02/18	*	8	1-3	.333	0-2	.000	0-0	.000	0	0	0	3.3	1	2	0	0	0	2	7.9
OHIO STATE	01/04/18		8	1-3	.333	1-1	1.000	0-0	.000	1	1	2	3.2	1	0	2	0	0	3	7.6
at Maryland	01/07/18		3	0-0	.000	0-0	.000	0-0	.000	0	1	1	3.1	0	0	0	0	0	0	7.2
at Illinois	01/11/18		3	0-0	.000	0-0	.000	0-0	.000	0	0	0	2.9	2	0	1	0	1	0	6.8
at Rutgers	01/17/18		10	1-2	.500	0-0	.000	0-0	.000	1	1	2	2.9	3	0	1	0	0	2	6.6
PURDUE	01/20/18		12	0-3	.000	0-2	.000	0-0	.000	1	1	2	2.9	1	2	1	1	2	0	6.3
WISCONSIN	01/23/18		2	1-1	1.000	0-0	.000	0-0	.000	0	0	0	2.7	1	0	0	0	0	2	6.1
at Nebraska	01/27/18		22	1-5	.200	1-2	.500	2-2	1.000	1	3	4	2.8	1	1	1	1	1	5	6.0
MINNESOTA	01/30/18		14	2-5	.400	2-3	.667	0-0	.000	3	0	3	2.8	1	1	0	2	0	6	6.0
at Penn State	02/03/18		22	2-7	.286	0-0	.000	0-0	.000	2	0	2	2.8	1	0	0	0	0	4	6.0
MICHIGAN STATE	02/06/18		15	1-3	.333	0-1	.000	0-0	.000	1	1	2	2.7	0	2	2	0	1	2	5.8
at Ohio State	02/10/18		21	6-12	.500	1-4	.250	5-5	1.000	3	2	5	2.8	0	1	0	0	0	18	6.3
at Michigan	02/14/18	*	12	0-4	.000	0-2	.000	0-0	.000	1	0	1	2.8	1	1	2	1	0	0	6.0
INDIANA	02/17/18	*	21	2-3	.667	2-3	.667	2-2	1.000	0	5	5	2.8	1	1	2	2	1	8	6.1
Totals		11	472	62-133	.466	19-52	.365	34-44	.773	30	52	82	2.8	34	31	29	24	19	177	6.1

- Started the last two contests at small forward (at #22/21 Michigan and vs. Indiana)
- Ranks second on the team in blocked shots (24) and third in steals (19)
- Led team in scoring, netting a season-best 18 points, while also grabbing a team-best five rebounds at #14 Ohio State
- Led team in blocks (2), while also making two 3-pointers and grabbing three rebounds in win over Minnesota
- Scored in double figures for the sixth time, and third straight game, with 11 points and denied a game and personal-best four shots in win over Southern University (Dec. 10)
- Grabbed a game-high eight rebounds to go along with 16 points at Iowa State
- Netted 12 points and snagged a team-best six rebounds at Indiana
- Rejected a game-best three shots and made only field goal attempt versus Penn State
- Netted double figures in three of Iowa's first six games (Chicago State, Grambling State, South Dakota State)
- Dished out a career-best three assists in first career start in Iowa's win over UAB
- Scored 14 points, bolstered by 5-of-5 shooting from the field and 2-of-2 from 3-point range, versus SDSU
- Posted season bests in scoring (17), rebounding (7), and 3-pointers made (3) in win over Grambling State

PRODUCTION TRACKER

	Season	Career
Scored 10+ Points:	7	7
Scored 15+ Points:	3	3
Scored 20+ Points:	0	0
Had 5+ Assists:	0	0
Had 3+ Blocks:	0	0
Had 3+ Steals:	2	2
Made 3+ 3-Pointers:	1	1
Led Team in Scoring:	2	2
Led Team in Rebounding:	3	3
Led Team in Assists:	0	0
Led Team in Steals:	5	5
Led Team in Blocks:	9	9
Double-Double:	0	0



CAREER STATS

YEAR	G/GS	FG-A	PCT	3-PT	PCT	FT-A	PCT	RB	AVG	PF-FO	AS	TO	BK	ST	PTS	AVG
Fresh.	29/11	62-133	.466	19-52	.365	34-44	.773	82	2.8	34-0	31	29	24	19	177	6.1

**SEASON / CAREER STATS****POINTS**

SEASON: 15 VS. ALABAMA STATE (11/12/17)
CAREER: 21 VS. STETSON (12/5/16)

REBOUNDS

SEASON: 14 AT VIRGINIA TECH (11/28/17)
CAREER: 14 AT VIRGINIA TECH (11/28/17)

ASSISTS

SEASON: 6 AT VIRGINIA TECH (11/28/17)
CAREER: 6 AT VIRGINIA TECH (11/28/17)

BLOCKS

SEASON: 2 VS. COLORADO (12/22/17)
CAREER: 3 VS. RUTGERS (1/8/17)

STEALS

SEASON: 1, 6X, LAST AT. MICHIGAN (2/14/18)
CAREER: 4 VS. SOUTH DAKOTA (3/15/17)

MINUTES

SEASON: 29 VS. WISCONSIN (1/23/18)
CAREER: 34 AT NEBRASKA (1/5/17)

FIELD GOALS MADE

SEASON: 6 VS. ALABAMA STATE (11/12/17)
CAREER: 9 VS. STETSON (12/5/16)

FIELD GOALS ATTEMPTED

SEASON: 9 VS. ALABAMA STATE (11/12/17)
CAREER: 12 VS. INDIANA (3/9/17)

3-POINT FIELD GOALS MADE

SEASON: - - -
CAREER: - - -

3-POINT FIELD GOALS ATTEMPTED

SEASON: - - -
CAREER: 1 VS. SETON HALL (11/17/16)

FREE THROWS MADE

SEASON: 7 VS. WISCONSIN (1/23/18)
CAREER: 7 VS. WISCONSIN (1/23/18)

FREE THROWS ATTEMPTED

SEASON: 8, 2X, LAST VS. WISCONSIN (1/23/18)
CAREER: 8, 3X, LAST VS. WISCONSIN (1/23/18)

2017-18 GAME-BY-GAME STATS

				Total		3-Pointers		Free throws		Rebounds											
Opponent	Date	gs	min	fg-fga	pct	3fg-fga	pct	ft-fa	pct	off	def	tot	avg	pf	a	t/o	blk	stl	pts	avg	
CHICAGO STATE	11/10/17	13		2-5	.400	0-0	.000	1-3	.333	1	4	5	5.0	4	1	2	0	0	5	5.0	
ALABAMA STATE	11/12/17	24		6-9	.667	0-0	.000	3-8	.375	4	1	5	5.0	1	1	2	1	1	15	10.0	
GRAMBLING STATE	11/16/17	13		0-0	.000	0-0	.000	3-4	.750	1	1	2	4.0	1	1	3	0	0	3	7.7	
vs Louisiana	11/20/17	18		2-3	.667	0-0	.000	0-0	.000	1	7	8	5.0	2	1	2	1	0	4	6.8	
vs South Dakota State	11/21/17	12		0-1	.000	0-0	.000	2-2	1.000	0	3	3	4.6	1	2	1	0	0	2	5.8	
vs UAB	11/22/17	16		0-1	.000	0-0	.000	1-4	.250	0	5	5	4.7	0	4	0	1	0	1	5.0	
at Virginia Tech	11/28/17	21		2-8	.250	0-0	.000	2-2	1.000	7	7	14	6.0	1	6	0	1	0	6	5.1	
PENN STATE	12/02/17	19		4-6	.667	0-0	.000	2-4	.500	0	5	5	5.9	2	1	2	0	0	10	5.8	
at Indiana	12/04/17	18		1-4	.250	0-0	.000	0-1	.000	0	2	2	5.4	2	1	2	1	1	2	5.3	
at Iowa State	12/07/17	17		5-6	.833	0-0	.000	0-0	.000	4	4	8	5.7	1	3	1	0	0	10	5.8	
vs Drake	12/16/17	12		2-3	.667	0-0	.000	2-3	.667	3	5	8	5.9	1	1	1	0	0	6	5.8	
SOUTHERN UTAH	12/19/17	9		3-3	1.000	0-0	.000	2-2	1.000	0	4	4	5.8	1	0	1	0	1	8	6.0	
vs Colorado	12/22/17	25		3-7	.429	0-0	.000	4-5	.800	4	4	8	5.9	1	2	1	2	0	10	6.3	
NORTHERN ILLINOIS	12/29/17	23		4-8	.500	0-0	.000	1-2	.500	0	4	4	5.8	2	4	1	1	1	9	6.5	
MICHIGAN	01/02/18	17		2-3	.667	0-0	.000	2-2	1.000	0	4	4	5.7	2	2	0	0	0	6	6.5	
OHIO STATE	01/04/18	18		0-1	.000	0-0	.000	1-2	.500	0	5	5	5.6	1	1	2	0	0	1	6.1	
at Maryland	01/07/18	21		0-2	.000	0-0	.000	2-2	1.000	0	2	2	5.4	1	2	3	0	0	2	5.9	
at Illinois	01/11/18	7		2-2	1.000	0-0	.000	0-0	.000	2	1	3	5.3	4	0	2	0	0	4	5.8	
at Rutgers	01/17/18	17		2-3	.667	0-0	.000	0-0	.000	2	4	6	5.3	1	1	0	0	0	4	5.7	
PURDUE	01/20/18	18		1-3	.333	0-0	.000	0-0	.000	2	4	6	5.4	2	0	1	0	0	2	5.5	
WISCONSIN	01/23/18	29		2-2	1.000	0-0	.000	7-8	.875	1	6	7	5.4	4	1	3	1	0	11	5.8	
at Nebraska	01/27/18	18		5-6	.833	0-0	.000	0-1	.000	0	2	2	5.3	2	2	1	0	0	10	6.0	
MINNESOTA	01/30/18	21		4-4	1.000	0-0	.000	2-3	.667	0	6	6	5.3	2	2	1	0	0	10	6.1	
at Penn State	02/03/18	19		3-6	.500	0-0	.000	3-5	.600	1	2	3	5.2	2	0	3	0	0	9	6.3	
MICHIGAN STATE	02/06/18	19		4-4	1.000	0-0	.000	3-4	.750	2	5	7	5.3	3	2	0	1	1	11	6.4	
at Ohio State	02/10/18	12		2-2	1.000	0-0	.000	0-0	.000	1	0	1	5.1	1	1	1	0	0	4	6.3	
at Michigan	02/14/18	18		1-5	.200	0-0	.000	0-0	.000	0	3	3	5.0	2	2	2	0	1	2	6.2	
INDIANA	02/17/18	7		1-1	1.000	0-0	.000	0-0	.000	0	1	1	4.9	0	1	0	0	0	2	6.0	
Totals		0	481	63-108	.583	0-0	.000	43-67	.642	36	101	137	4.9	47	45	38	10	6	169	6.0	

- Tallied double figures in four of the last eight games (Wisconsin, Nebraska, Minnesota, and #4 Michigan State)
- Led team in rebounding (7), while also scoring nine of his 11 points in the second half versus #4 Michigan State
- Attempted at least one free throw in 20 of 28 games played
- Tied for third on the squad in rebounding, pulling down 4.9 per contest
- Snagged eight rebounds and scored six points in 26-point win over Drake
- Posted team highs in rebounding (8), assists (2), and blocks (2) while also scoring 10 points in win over Colorado
- Missed Southern University game due to deep laceration of right leg sustained at Iowa State
- Registered 10 points, three assists, and a team-best eight rebounds before leaving game due to injury at ISU
- Posted game and career highs in rebounding (14) and assists (6) at Virginia Tech
- Tallied a game-best 15 points, bolstered by 6-of-9 shooting from the field, in Iowa's win over Alabama State
- Shared team high assists honors with a season-best four in Iowa's win over UAB
- Made a school single-season record 61.7 percent of his field goal attempts as a freshman, besting Russ Millard's 60.9 percent set in 1996

PRODUCTION TRACKER

	Season	Career
Scored 10+ Points:	7	22
Scored 15+ Points:	1	6
Scored 20+ Points:	0	1
Had 5+ Assists:	1	2
Had 3+ Blocks:	0	1
Had 3+ Steals:	0	0
Made 3+ 3-Pointers:	0	0
Led Team in Scoring:	1	3
Led Team in Rebounding:	5	11
Led Team in Assists:	3	3
Led Team in Steals:	1	6
Led Team in Blocks:	4	13
Double-Double:	0	1


**CAREER STATS**

YEAR	G/GS	FG-A	PCT	3-PT	PCT	FT-A	PCT	RB	AVG	PF-FO	AS	TO	BK	ST	PTS	AVG
Fresh.	34/14	116-188	.617	0-1	.000	69-120	.575	169	5.0	84-0	37	53	24	25	301	8.9
Soph.	28/0	63-108	.583	0-0	.000	43-67	.642	137	4.9	47-0	45	38	10	6	169	6.0
TOTALS	62/14	179-296	.605	0-1	.000	112-187	.599	306	4.9	131-0	82	91	34	31	470	7.6



11 CHARLIE ROSE

Senior • Guard • 6-4 • 190
Elmhurst, Illinois • York Community



2017-18 GAME-BY-GAME STATS

Opponent	Date	gs	min	Total		3-Pointers		Free throws		Rebounds				pf	a	t/o	blk	stl	pts	avg
				fg-fga	pct	3fg-fga	pct	ft-fa	pct	off	def	tot	avg							
CHICAGO STATE	11/10/17	3		0-0	.000	0-0	.000	0-0	.000	0	0	0	0.0	1	0	0	0	0	0	0.0
ALABAMA STATE	11/12/17	4		1-2	.500	0-1	.000	0-0	.000	1	0	1	0.5	0	0	1	0	0	2	1.0
SOUTHERN	12/10/17	2		0-1	.000	0-1	.000	0-0	.000	0	1	1	0.7	0	0	0	0	0	0	0.7
vs Drake	12/16/17	1		1-1	1.000	0-0	.000	0-0	.000	0	0	0	0.5	0	0	0	0	0	2	1.0
SOUTHERN UTAH	12/19/17	2		0-1	.000	0-1	.000	0-0	.000	0	1	1	0.6	0	1	1	0	0	0	0.8
NORTHERN ILLINOIS	12/29/17	2		0-0	.000	0-0	.000	0-0	.000	0	0	0	0.5	0	1	0	0	0	0	0.7
PURDUE	01/20/18	0		1-1	1.000	0-0	.000	0-0	.000	0	0	0	0.4	0	0	0	0	0	2	0.9
Totals		0	14	3-6	.500	0-3	.000	0-0	.000	1	2	3	0.4	1	2	2	0	0	6	0.9

SEASON / CAREER STATS

POINTS

SEASON: 2, 2X, LAST VS. PURDUE (1/20/18)
CAREER: 3 VS. NORTH DAKOTA ST (11/17/14)

REBOUNDS

SEASON: 1, 3X, LAST VS. SOUTHERN UTAH (12/19/17)
CAREER: 1, 4X, LAST VS. SOUTHERN UTAH (12/19/17)

ASSISTS

SEASON: 1, 2X, LAST VS. N. ILLINOIS (12/29/17)
CAREER: 1, 3X, LAST VS. SOUTHERN UTAH (12/19/17)

BLOCKS

SEASON: ---
CAREER: ---

STEALS

SEASON: ---
CAREER: ---

MINUTES

SEASON: 3 VS. CHICAGO STATE (11/10/17)
CAREER: 3, 4X, LAST VS. CHICAGO ST (11/10/17)

FIELD GOALS MADE

SEASON: 1, 2X, LAST VS. PURDUE (1/20/18)
CAREER: 1, 4X, LAST VS. PURDUE (1/20/18)

FIELD GOALS ATTEMPTED

SEASON: 2 VS. ALABAMA STATE (11/12/17)
CAREER: 2, 2X, LAST VS. ALABAMA ST (11/12/17)

3-POINT FIELD GOALS MADE

SEASON: ---
CAREER: 1 VS. NORTH DAKOTA ST (11/17/14)

3-POINT FIELD GOALS ATTEMPTED

SEASON: 1, 3X, LAST VS. SOUTHERN UTAH (12/19/17)
CAREER: 1, 4X, LAST VS. SOUTHERN UTAH (12/19/17)

FREE THROWS MADE

SEASON: ---
CAREER: ---


FREE THROWS ATTEMPTED

SEASON: ---
CAREER: ---

- Non-scholarship athlete
- Scored a basket in the final seconds against #3 Purdue
- Had an assist in victory over Northern Illinois
- Played in seven games this season, scoring his first bucket in win over Alabama State
- Scored a bucket in the remaining seconds in Iowa's 26-point win over Drake

PRODUCTION TRACKER

	Season	Career
Scored 10+ Points:	0	0
Scored 15+ Points:	0	0
Scored 20+ Points:	0	0
Had 5+ Assists:	0	0
Had 3+ Blocks:	0	0
Had 3+ Steals:	0	0
Made 3+ 3-Pointers:	0	0
Led Team in Scoring:	0	0
Led Team in Rebounding:	0	0
Led Team in Assists:	0	0
Led Team in Steals:	0	0
Led Team in Blocks:	0	0
Double-Double:	0	0




CAREER STATS

YEAR	G/GS	FG-A	PCT	3-PT	PCT	FT-A	PCT	RB	AVG	PF-FO	AS	TO	BK	ST	PTS	AVG
Fresh.	8/0	1-1	1.000	1-1	1.000	0-0	.000	0	0.0	0-0	1	1	0	0	3	0.4
Junior	7/0	1-3	.333	0-1	.000	0-0	.000	1	0.2	3-0	1	1	0	0	2	0.3
Senior	7/0	3-6	.500	0-3	.000	0-0	.000	3	0.4	1-0	2	2	0	0	6	0.9
TOTALS	22/0	5-10	.500	1-5	.200	0-0	.000	4	0.2	4-0	4	4	0	0	11	0.5

20 RILEY TILL

RS-Freshman • Forward • 6-7 • 200
Dubuque, Iowa • Wahlert HS



2017-18 GAME-BY-GAME STATS

Opponent	Date	gs	min	Total		3-Pointers		Free throws		Rebounds				pf	a	t/o	blk	stl	pts	avg
				fg-fga	pct	3fg-fga	pct	ft-fa	pct	off	def	tot	avg							
CHICAGO STATE	11/10/17	5		0-0	.000	0-0	.000	0-0	.000	0	1	1	1.0	0	0	1	0	1	0	0.0
ALABAMA STATE	11/12/17	4		0-1	.000	0-1	.000	0-0	.000	0	0	0	0.5	0	0	0	0	0	0	0.0
vs South Dakota State	11/21/17	0		0-0	.000	0-0	.000	0-0	.000	0	0	0	0.3	0	0	0	0	0	0	0.0
SOUTHERN	12/10/17	4		0-2	.000	0-2	.000	0-0	.000	0	0	0	0.3	1	0	0	0	0	0	0.0
vs Drake	12/16/17	2		0-0	.000	0-0	.000	0-0	.000	0	0	0	0.2	0	0	0	0	0	0	0.0
SOUTHERN UTAH	12/19/17	3		1-1	1.000	0-0	.000	0-0	.000	0	0	0	0.2	1	0	0	0	0	2	0.3
NORTHERN ILLINOIS	12/29/17	2		0-1	.000	0-1	.000	0-0	.000	0	0	0	0.1	0	0	0	0	1	0	0.3
PURDUE	01/20/18	2		0-0	.000	0-0	.000	0-0	.000	0	0	0	0.1	0	0	0	0	0	0	0.3
Totals		0	22	1-5	.200	0-4	.000	0-0	.000	0	1	1	0.1	2	0	1	0	2	2	0.3

SEASON / CAREER STATS

POINTS

SEASON: 2 VS. SOUTHERN UTAH (12/19/17)

REBOUNDS

SEASON: 1 VS. ALABAMA STATE (11/12/17)

ASSISTS

SEASON: ---

BLOCKS

SEASON: ---

STEALS

SEASON: 1, 2X, LAST VS. N. ILLINOIS (12/29/17)

MINUTES

SEASON: 5 VS. CHICAGO STATE (11/10/17)

FIELD GOALS MADE

SEASON: 1 VS. SOUTHERN UTAH (12/19/17)

FIELD GOALS ATTEMPTED

SEASON: 2 VS. SOUTHERN (12/10/17)

3-POINT FIELD GOALS MADE

SEASON: ---

3-POINT FIELD GOALS ATTEMPTED

SEASON: 2 VS. SOUTHERN (12/10/17)

FREE THROWS MADE

SEASON: ---


FREE THROWS ATTEMPTED

SEASON: ---

- Non-scholarship athlete
- Played limited minutes in eight games this season
- Redshirted last season as a true freshman

PRODUCTION TRACKER

	Season	Career
Scored 10+ Points:	0	0
Scored 15+ Points:	0	0
Scored 20+ Points:	0	0
Had 5+ Assists:	0	0
Had 3+ Blocks:	0	0
Had 3+ Steals:	0	0
Made 3+ 3-Pointers:	0	0
Led Team in Scoring:	0	0
Led Team in Rebounding:	0	0
Led Team in Assists:	0	0
Led Team in Steals:	0	0
Led Team in Blocks:	0	0
Double-Double:	0	0



CAREER STATS

YEAR	G/GS	FG-A	PCT	3-PT	PCT	FT-A	PCT	RB	AVG	PF-FO	AS	TO	BK	ST	PTS	AVG
Fresh.	8/0	1-5	.200	0-4	.000	0-0	.000	1	0.1	2-0	0	1	0	2	2	0.3

25 DOM UHL

Senior • Forward • 6-9 • 220
Frankfurt, Germany • Point Pleasant Beach HS (NJ)



2017-18 GAME-BY-GAME STATS

Opponent	Date	gs	min	Total fg-fga	pct	3-Pointers 3fg-fga	pct	Free throws ft-fa	pct	Rebounds off	def	tot	avg	pf	a	t/o	blk	stl	pts	avg
CHICAGO STATE	11/10/17	8		0-1	.000	0-1	.000	1-2	.500	0	3	3	3.0	2	0	2	1	0	1	1.0
ALABAMA STATE	11/12/17	8		1-2	.500	0-0	.000	0-2	.000	2	2	4	3.5	0	1	0	0	0	2	1.5
vs South Dakota State	11/21/17	2		0-0	.000	0-0	.000	0-0	.000	0	0	0	2.3	0	0	0	0	0	0	1.0
vs UAB	11/22/17	2		0-0	.000	0-0	.000	0-0	.000	0	0	0	1.8	0	0	1	0	0	0	0.8
at Indiana	12/04/17	2		0-1	.000	0-0	.000	0-0	.000	0	0	0	1.4	0	0	1	0	0	0	0.6
SOUTHERN	12/10/17	4		0-0	.000	0-0	.000	0-0	.000	0	1	1	1.3	0	0	0	0	0	0	0.5
vs Drake	12/16/17	2		0-0	.000	0-0	.000	0-0	.000	0	0	0	1.1	0	0	1	0	0	0	0.4
SOUTHERN UTAH	12/19/17	3		0-0	.000	0-0	.000	0-0	.000	0	1	1	1.1	0	1	0	1	0	0	0.4
NORTHERN ILLINOIS	12/29/17	4		0-0	.000	0-0	.000	0-0	.000	0	0	0	1.0	0	0	0	0	0	0	0.3
at Rutgers	01/17/18	3		0-0	.000	0-0	.000	0-0	.000	0	0	0	0.9	1	0	0	0	0	0	0.3
PURDUE	01/20/18	8		1-2	.500	0-0	.000	0-0	.000	0	2	2	1.0	1	1	1	0	0	2	0.5
at Nebraska	01/27/18	7		0-1	.000	0-0	.000	0-0	.000	1	0	1	1.0	2	1	0	0	0	0	0.4
MINNESOTA	01/30/18	2		0-1	.000	0-0	.000	0-0	.000	0	0	0	0.9	0	0	0	0	0	0	0.4
at Penn State	02/03/18	8		0-0	.000	0-0	.000	0-0	.000	1	2	3	1.1	0	2	0	0	0	0	0.4
at Ohio State	02/10/18	2		0-0	.000	0-0	.000	0-0	.000	0	1	1	1.1	0	0	1	0	0	0	0.3
Totals		0	65	2-8	.250	0-1	.000	1-4	.250	4	12	16	1.1	6	6	7	2	0	5	0.3

SEASON / CAREER STATS

POINTS

SEASON: 2, 2X, LAST VS. PURDUE (1/20/18)
CAREER: 18 VS. COPPIN STATE (11/15/15)

REBOUNDS

SEASON: 4 VS. ALABAMA STATE (11/12/17)
CAREER: 10, 2X, LAST VS. SETON HALL (11/17/16)

ASSISTS

SEASON: 2 AT PENN STATE (2/3/18)
CAREER: 6 VS. OHIO STATE (1/28/17)

BLOCKS

SEASON: 1, 2X, LAST VS. SOUTHERN UTAH (12/19/17)
CAREER: 5 VS. RUTGERS (1/8/17)

STEALS

SEASON: ---
CAREER: 3 AT MARQUETTE (11/19/15)

MINUTES

SEASON: 8, 4X, LAST AT PENN STATE (2/3/18)
CAREER: 28 VS. DRAKE (12/19/15)

FIELD GOALS MADE

SEASON: 1, 2X, LAST VS. PURDUE (1/20/18)
CAREER: 7 VS. COPPIN STATE (11/15/15)

FIELD GOALS ATTEMPTED

SEASON: 2 2X, LAST VS. PURDUE (1/20/18)
CAREER: 10, 2X, LAST VS. UMKC (12/5/15)

3-POINT FIELD GOALS MADE

SEASON: ---
CAREER: 3 VS. COPPIN STATE (11/15/15)

3-POINT FIELD GOALS ATTEMPTED

SEASON: 2 VS. ALABAMA STATE (11/12/17)
CAREER: 5, 2X, LAST VS. COPPIN ST (11/15/15)

FREE THROWS MADE

SEASON: 1 VS. CHICAGO STATE (11/10/17)
CAREER: 6, 2X, LAST VS. KENN. ST. (11/11/16)

FREE THROWS ATTEMPTED

SEASON: 2, 2X, LAST VS. ALABAMA ST (11/12/17)
CAREER: 10, 2X, LAST VS. KENN. ST. (11/11/16)

- Seen limited minutes in 15 games

PRODUCTION TRACKER

	Season	Career
Scored 10+ Points:	0	9
Scored 15+ Points:	0	2
Scored 20+ Points:	0	0
Had 5+ Assists:	0	1
Had 3+ Blocks:	0	2
Had 3+ Steals:	0	1
Made 3+ 3-Pointers:	0	1
Led Team in Scoring:	0	1
Led Team in Rebounding:	0	5
Led Team in Assists:	0	0
Led Team in Steals:	0	5
Led Team in Blocks:	0	8
Double-Double:	0	1



CAREER STATS

YEAR	G/GS	FG-A	PCT	3-PT	PCT	FT-A	PCT	RB	AVG	PF-FO	AS	TO	BK	ST	PTS	AVG
Fresh.	33/0	26-72	.361	5-27	.185	11-21	.524	61	1.8	25-0	14	23	7	8	68	2.1
Soph.	33/1	69-166	.416	27-60	.450	34-58	.586	119	3.6	40-0	27	25	12	16	199	6.0
Junior	32/7	34-97	.351	10-42	.238	35-52	.673	102	3.2	31-0	38	31	9	5	113	3.5
Senior	15/0	2-8	.250	0-1	.000	1-4	.250	16	1.1	6-0	6	7	2	0	5	0.3
TOTALS	113/8	131-343	.382	42-130	.323	81-135	.600	298	2.6	102-0	85	86	30	29	385	3.4

**SEASON / CAREER STATS****POINTS**

SEASON: 11 VS. SDSU (11/21/17)

CAREER: 12, 4X, LAST AT ILLINOIS (1/25/17)

REBOUNDS

SEASON: 7 VS. ALABAMA STATE (11/12/17)

CAREER: 9, 2X, LAST VS. SAVANNAH ST (11/13/16)

ASSISTS

SEASON: 4, 2X, LAST VS. N. ILLINOIS (12/29/17)

CAREER: 5 AT NORTHWESTERN (1/15/17)

BLOCKS

SEASON: 1, 2X, LAST AT IOWA STATE, 12/7/17

CAREER: 4 VS. KENNESAW STATE (11/11/16)

STEALS

SEASON: 1, 5X, LAST AT INDIANA (12/4/17)

CAREER: 3 VS. NORTHWESTERN (1/31/16)

MINUTES

SEASON: 20 AT INDIANA (12/4/17)

CAREER: 26 VS. NORTHERN IOWA (12/17/16)

FIELD GOALS MADE

SEASON: 5 VS. SDSU (11/21/17)

CAREER: 5, 3X, LAST VS. SDSU (11/21/17)

FIELD GOALS ATTEMPTED

SEASON: 8 AT INDIANA (12/4/17)

CAREER: 8, 2X, LAST AT INDIANA (12/4/17)

3-POINT FIELD GOALS MADE

SEASON: 1, 2X, LAST VS. SDSU (11/21/17)

CAREER: 1, 2X, LAST VS. SDSU (11/21/17)

3-POINT FIELD GOALS ATTEMPTED

SEASON: 1, 4X, LAST VS. DRAKE (12/16/17)

CAREER: 1, 7X, LAST VS. DRAKE (12/16/17)

FREE THROWS MADE

SEASON: 2 VS. CHICAGO STATE (11/10/17)

CAREER: 6 VS. MARYLAND (1/19/17)

FREE THROWS ATTEMPTED

SEASON: 4 VS. CHICAGO STATE (11/10/17)

CAREER: 8 VS. MARYLAND (1/19/17)

2017-18 GAME-BY-GAME STATS

				Total		3-Pointers		Free throws		Rebounds											
Opponent	Date	gs	min	fg-fga	pct	3fg-fga	pct	ft-fa	pct	off	def	tot	avg	pf	a	t/o	blk	stl	pts	avg	
CHICAGO STATE	11/10/17	*	19	0-2	.000	0-0	.000	2-4	.500	2	4	6	6.0	2	4	1	0	0	2	2.0	
ALABAMA STATE	11/12/17	*	12	2-3	.667	1-1	1.000	0-2	.000	4	3	7	6.5	1	1	1	0	1	5	3.5	
GRAMBLING STATE	11/16/17	*	12	0-0	.000	0-0	.000	1-2	.500	0	1	1	4.7	0	1	2	1	1	1	2.7	
vs Louisiana	11/20/17	*	11	0-1	.000	0-0	.000	0-0	.000	0	1	1	3.8	1	1	2	0	1	0	2.0	
vs South Dakota State	11/21/17	*	17	5-6	.833	1-1	1.000	0-0	.000	2	1	3	3.6	3	1	1	0	1	11	3.8	
at Virginia Tech	11/28/17	*	12	1-3	.333	0-0	.000	0-0	.000	1	1	2	3.3	1	0	1	0	0	2	3.5	
PENN STATE	12/02/17		10	1-2	.500	0-0	.000	0-0	.000	0	1	1	3.0	2	0	0	0	0	2	3.3	
at Indiana	12/04/17		20	2-8	.250	0-1	.000	0-0	.000	4	0	4	3.1	4	0	1	0	1	4	3.4	
at Iowa State	12/07/17		5	1-1	1.000	0-0	.000	0-0	.000	0	1	1	2.9	0	0	1	1	0	2	3.2	
SOUTHERN	12/10/17		11	0-0	.000	0-0	.000	1-2	.500	0	3	3	2.9	3	0	1	0	0	1	3.0	
vs Drake	12/16/17		7	0-1	.000	0-1	.000	0-0	.000	1	0	1	2.7	1	1	0	0	0	0	2.7	
SOUTHERN UTAH	12/19/17		1	0-0	.000	0-0	.000	0-0	.000	0	0	0	2.5	0	0	0	0	0	0	2.5	
NORTHERN ILLINOIS	12/29/17		11	0-1	.000	0-1	.000	0-0	.000	1	2	3	2.5	2	4	0	0	0	0	2.3	
MICHIGAN	01/02/18		8	0-0	.000	0-0	.000	0-0	.000	0	0	0	2.4	1	1	0	0	0	0	2.1	
OHIO STATE	01/04/18		9	0-0	.000	0-0	.000	0-1	.000	2	1	3	2.4	2	1	0	0	0	0	2.0	
at Maryland	01/07/18		10	1-2	.500	0-1	.000	0-0	.000	1	1	2	2.4	1	0	1	0	0	2	2.0	
at Illinois	01/11/18		2	0-0	.000	0-0	.000	0-0	.000	0	0	0	2.2	1	0	1	0	0	0	1.9	
at Rutgers	01/17/18		3	0-0	.000	0-0	.000	0-0	.000	0	0	0	2.1	0	0	0	0	0	0	1.8	
PURDUE	01/20/18		7	0-1	.000	0-0	.000	0-1	.000	0	0	0	2.0	1	0	1	0	0	0	1.7	
WISCONSIN	01/23/18		14	1-1	1.000	0-0	.000	1-2	.500	1	0	1	2.0	2	0	0	0	0	3	1.8	
at Nebraska	01/27/18		7	2-3	.667	0-0	.000	0-0	.000	0	1	1	1.9	3	0	0	0	0	4	1.9	
MINNESOTA	01/30/18		3	0-0	.000	0-0	.000	0-0	.000	0	0	0	1.8	0	0	1	0	0	0	1.8	
at Penn State	02/03/18		4	0-0	.000	0-0	.000	0-0	.000	0	0	0	1.7	0	0	0	0	0	0	1.7	
MICHIGAN STATE	02/06/18		4	1-1	1.000	0-0	.000	0-1	.000	0	0	0	1.7	0	0	0	0	0	2	1.7	
at Ohio State	02/10/18	*	13	1-2	.500	0-0	.000	0-0	.000	0	1	1	1.6	3	0	0	0	0	2	1.7	
INDIANA	02/17/18		12	1-1	1.000	0-0	.000	0-0	.000	2	1	3	1.7	2	1	0	0	0	2	1.7	
Totals			7	244	19-39	.487	2-6	.333	5-15	.333	21	23	44	1.7	36	16	15	2	5	45	1.7

- Tied a career high with four assists in win over Northern Illinois
- Started seven games this season, including Iowa's contest in his home state at #14 Ohio State on Feb. 10
- Missed three games this season: UAB (shoulder), Colorado (ankle), Michigan (illness)
- Made his first career 3-pointer in the first half of win over Alabama State
- Netted a season-best 11 points, including making second career triple, versus SDSU at Cayman Islands Classic

PRODUCTION TRACKER

	Season	Career
Scored 10+ Points:	1	6
Scored 15+ Points:	0	0
Scored 20+ Points:	0	0
Had 5+ Assists:	0	1
Had 3+ Blocks:	0	1
Had 3+ Steals:	0	1
Made 3+ 3-Pointers:	0	0
Led Team in Scoring:	0	0
Led Team in Rebounding:	1	2
Led Team in Assists:	0	2
Led Team in Steals:	1	7
Led Team in Blocks:	1	6
Double-Double:	0	0

**CAREER STATS**

YEAR	G/GS	FG-A	PCT	3-PT	PCT	FT-A	PCT	RB	AVG	PF-FO	AS	TO	BK	ST	PTS	AVG
Fresh.	32/0	32-47	.681	0-1	.000	19-37	.514	84	2.6	49-2	6	11	13	9	83	2.6
Soph.	34/18	63-123	.512	0-2	.000	38-82	.463	116	3.4	71-0	46	30	14	27	164	4.8
Junior	26/7	19-39	.487	2-6	.333	5-15	.333	44	1.7	36-0	16	15	2	5	45	1.7
TOTALS	92/25	114-209	.545	2-9	.222	62-134	.463	244	2.7	156-2	68	56	29	41	292	3.2





GAME-BY-GAME RESULTS

Overall: 12-17 Big Ten: 3-13 Home: 8-6 Away: 1-9 Neutral: 3-2

Date	Opponent	Result	Attend.	Top Scorer	Top Rebounder
Nov. 10	Chicago State	W, 95-62	12,100	Luka Garza, 16	Wagner/Cook, 6
Nov. 12	Alabama State	W, 92-58	11,637	Cordell Pems, 15	Luka Garza, 13
Nov. 16	Grambling State	W, 85-74	10,540	Jack Nunge, 17	Luka Garza, 9
^ Nov. 20	vs. Louisiana	L, 71-80	1,200	Isaiah Moss, 24	Cordell Pems, 8
^ Nov. 21	vs. South Dakota State	L, 72-80	1,275	Isaiah Moss, 18	Luka Garza, 10
^ Nov. 22	vs. UAB	W, 95-85	1,020	Jordan Bohannon, 30	Luka Garza, 7
\$ Nov. 28	at Virginia Tech	L, 55-79	7,101	Tyler Cook, 16	Cordell Pems, 14
* Dec. 2	Penn State	L, 73-77	12,805	Tyler Cook, 23	Tyler Cook, 12
* Dec. 4	at Indiana	L, 64-77	17,222	Brady Ellingson, 16	Jack Nunge, 6
+ Dec. 7	at Iowa State	L, 78-84	14,384	Jordan Bohannon, 19	Nunge/Cook/Pems, 8
Dec. 10	Southern	W, 91-60	11,397	Luka Garza, 23	Luka Garza, 13
# Dec. 16	vs. Drake	W, 90-64	13,828	Tyler Cook, 23	Nicholas Baer, 14
Dec. 19	Southern Utah	W, 92-64	10,220	Luka Garza, 17	Nicholas Baer, 10
@ Dec. 22	vs. Colorado	W, 80-73	3,250	Moss/Dailey, 16	Cordell Pems, 8
Dec. 29	Northern Illinois	W, 98-75	14,665	Luka Garza, 25	Luka Garza, 7
* Jan. 2	Michigan	L, 68-75	11,363	Tyler Cook, 28	Tyler Cook, 8
* Jan. 4	Ohio State	L, 81-92	10,933	Tyler Cook, 21	Tyler Cook, 9
* Jan. 7	at Maryland	L, 73-91	13,352	Isaiah Moss, 25	Nicholas Baer, 11
* Jan. 11	at Illinois	W, 104-97	11,326	Jordan Bohannon, 29	Tyler Cook, 13
* Jan. 17	at Rutgers	L, 64-80	4,002	Jordan Bohannon, 23	Tyler Cook, 10
* Jan. 20	#3/3 Purdue	L, 64-87	14,822	Luka Garza, 19	Nicholas Baer, 7
* Jan. 23	Wisconsin	W, 85-67	11,563	Cook/Garza, 17	Luka Garza, 16
* Jan. 27	at Nebraska	L, 84-98	15,268	Bohannon/Cook, 24	Tyler Cook, 10
* Jan. 30	Minnesota	W, 94-80	10,371	Jordan Bohannon, 20	Tyler Cook, 10
* Feb. 3	at Penn State	L, 58-82	10,394	Tyler Cook, 19	Cook/Baer/Garza, 6
* Feb. 6	#4/4 Michigan State	L, 93-96	11,350	Tyler Cook, 26	Cordell Pems, 7
* Feb. 10	at #14/16 Ohio State	L, 64-82	18,809	Jack Nunge, 18	Jack Nunge, 5
* Feb. 14	at #22/21 Michigan	L, 59-74	10,731	Luka Garza, 22	Tyler Cook, 8
* Feb. 17	Indiana	L, 82-84	15,229	Tyler Cook, 28	Tyler Cook, 10

^ - Cayman Islands Classic -- George Town, Cayman Islands

\$ - Big Ten/ACC Challenge

+ - Iowa Corn Cy-Hawk Series

- The Hy-Vee Classic -- Des Moines, Iowa

@ - Played in Sioux Falls, South Dakota

* - Big Ten Conference Game

% - Big Ten Tournament -- New York City

Attendance Summary	Games	Totals	Average
Home	14	168,995	12,071
Away	10	122,031	12,203
Neutral	5	20,573	4,114
Totals	29	411,599	14,193





GAME-BY-GAME STATISTICS

Team	Score	FG-A	PCT	3-PT. FG	PCT	FT-A	PCT	REB	PF	AS	TO	BS	ST
at Iowa	95	31-52	.596	12-22	.545	21-35	.600	38	19	23	17	7	8
Chicago State	62	23-61	.377	6-26	.231	10-18	.556	33	33	10	20	2	9
at Iowa	92	32-68	.471	11-29	.379	17-33	.515	53	14	25	9	6	9
Alabama State	58	24-64	.375	4-14	.286	6-11	.545	38	22	10	17	6	5
at Iowa	85	25-46	.543	8-20	.400	27-36	.750	36	14	20	13	6	8
Grambling State	74	29-68	.426	10-24	.417	6-6	1.000	27	25	19	11	2	7
Iowa	71	22-60	.367	6-19	.316	21-26	.808	39	19	10	15	2	6
vs. Louisiana	80	30-61	.492	5-21	.238	15-22	.682	39	23	25	13	5	9
Iowa	72	28-55	.509	8-21	.381	8-15	.533	35	17	16	15	3	4
vs. South Dakota State	80	27-61	.443	10-20	.500	16-19	.842	32	15	10	11	1	9
Iowa	95	30-50	.600	8-13	.615	27-35	.771	29	18	18	11	4	3
vs. UAB	85	31-69	.449	7-25	.280	16-18	.889	35	22	15	9	1	7
Iowa	55	22-66	.333	5-20	.250	6-10	.600	44	20	11	14	5	5
at Virginia Tech	79	25-58	.431	7-23	.304	22-28	.786	40	13	15	10	4	6
at Iowa	73	28-55	.509	4-12	.333	13-21	.619	39	15	16	18	6	5
Penn State	77	28-64	.438	12-23	.522	9-11	.818	30	22	19	14	7	8
Iowa	64	25-65	.385	10-24	.417	4-9	.444	42	20	17	18	6	6
at Indiana	77	27-66	.409	8-21	.381	15-23	.652	47	16	14	10	6	11
Iowa	78	33-74	.446	11-36	.306	1-8	.125	53	19	23	18	3	2
at Iowa State	84	30-65	.462	9-27	.333	15-20	.750	31	13	16	8	1	9
at Iowa	91	28-63	.444	13-32	.406	22-28	.786	46	15	22	7	8	6
Southern	60	21-70	.300	3-21	.143	15-20	.750	45	22	4	11	2	4
Iowa	90	37-67	.552	6-18	.333	10-15	.667	41	14	23	14	2	10
vs. Drake	64	24-55	.436	9-26	.346	7-9	.778	24	17	14	19	2	6
at Iowa	92	35-67	.522	6-22	.273	16-21	.762	48	11	25	12	6	7
Southern Utah	64	24-61	.393	8-26	.308	8-14	.571	29	22	17	12	0	6
Iowa	80	26-53	.491	3-15	.200	25-36	.694	43	15	13	19	5	4
vs. Colorado	73	29-68	.426	6-23	.261	9-17	.529	31	25	10	11	2	12
at Iowa	98	36-62	.581	12-26	.462	14-21	.667	35	8	34	8	8	7
Northern Illinois	75	30-69	.435	8-22	.364	7-10	.700	35	17	13	12	1	8
at Iowa	68	25-52	.481	6-15	.400	12-17	.706	31	14	16	13	4	4
Michigan	75	28-57	.491	11-25	.440	8-10	.800	30	15	18	10	0	8
at Iowa	81	29-68	.426	7-17	.412	16-23	.696	40	20	17	11	5	1
Ohio State	92	35-66	.530	7-20	.350	15-23	.652	38	22	16	9	5	6
Iowa	73	28-57	.491	11-2	.524	6-10	.600	28	10	17	17	3	2
at Maryland	91	34-60	.567	4-17	.235	19-25	.760	31	14	19	9	1	2
Iowa	104	32-64	.500	7-24	.292	33-40	.825	45	17	14	17	4	8
at Illinois (OT)	97	36-74	.486	14-30	.467	11-14	.786	26	31	22	14	3	5
Iowa	64	24-61	.393	8-19	.421	8-10	.800	35	17	12	17	2	3
at Rutgers	80	29-54	.537	7-16	.438	15-20	.750	31	16	18	11	1	9
at Iowa	64	26-59	.441	6-18	.333	6-12	.500	32	7	18	11	4	6
#3/3 Purdue	87	33-59	.559	20-33	.606	1-4	.250	30	17	23	11	5	4
at Iowa	85	31-60	.517	6-18	.333	17-22	.773	41	17	20	11	3	7
Wisconsin	67	26-65	.400	4-18	.222	11-14	.786	32	20	15	10	1	7
Iowa	84	33-66	.500	9-21	.429	9-14	.643	28	22	20	9	3	6
at Nebraska	98	30-52	.577	11-19	.579	27-36	.750	37	14	18	11	4	5
at Iowa	94	33-60	.550	12-25	.480	16-21	.762	35	17	22	8	4	6
Minnesota	80	30-67	.448	7-25	.280	13-20	.650	38	17	17	8	5	6
Iowa	58	21-55	.382	1-10	.100	15-22	.682	30	14	7	13	1	4
at Penn State	82	35-64	.547	5-15	.333	7-10	.700	37	19	13	11	6	5
at Iowa	93	36-69	.522	9-20	.450	12-19	.632	30	22	26	8	3	6
#4/4 Michigan State	96	32-57	.561	8-17	.471	24-29	.828	34	19	20	10	4	3
Iowa	64	25-29	.424	6-20	.300	8-10	.800	29	18	12	12	4	2
at #14/16 Ohio State	82	29-55	.527	9-22	.409	15-21	.714	33	17	18	10	3	8
Iowa	59	25-52	.481	2-10	.200	7-9	.778	33	15	15	16	3	3
at #22/21 Michigan	74	28-67	.418	12-33	.364	6-12	.500	33	13	19	6	2	13
at Iowa	82	27-49	.551	9-21	.429	19-22	.864	33	15	20	17	3	6
Indiana	84	32-57	.561	14-24	.583	6-9	.667	19	19	23	10	2	7





SEASON & CAREER BESTS/THE LAST TIME...

Season Bests

Player	Points	3-Pointers	Rebounds	Assists	Blocks	Steals
Nicholas Baer	11, Drake	2, Iowa State	14, Drake	5, Drake	3, Indiana	5, Drake
Jordan Bohannon	30, UAB	6, twice	6, Colorado	11, Wisconsin	---	3, Minnesota
Tyler Cook	29, UAB	1, Indiana	13, Illinois	5, Iowa State	2, five times	3, Illinois
Maishe Dailey	16, Colorado	3, twice	6, Iowa State	4, twice	1, Illinois	2, Alabama State
Brady Ellingson	16, Indiana	3, three times	4, Iowa State	5, Iowa State	1, twice	2, Iowa State
Luka Garza	25, NIU	3, NIU	16, Wisconsin	3, four times	5, NIU	2, Grambling St
Ryan Kriener	6, Southern	1, twice	4, five times	4, Alabama State	2, Chicago State	3, Drake
Connor McCaffery	5, Southern	1, Southern	3, Southern	4, Southern	---	1, twice
Isaiah Moss	25, Maryland	4, four times	4, four times	5, twice	1, five times	3, Wisconsin
Jack Nunge	18, Ohio State	3, Grambling St	8, Iowa State	4, twice	4, Southern	4, Chicago State
Cordell Pemsil	15, Alabama State	---	14, Virginia Tech	6, Virginia Tech	2, Colorado	1, six times
Charlie Rose	2, three times	---	1, three times	1, twice	---	---
Riley Till	2, Southern Utah	---	1, Chicago State	---	---	1, twice
Dom Uhl	2, Alabama State	---	4, Alabama State	1, twice	1, twice	---
Ahmad Wagner	11, SDSU	1, twice	7, Alabama State	4, twice	1, twice	1, five times

Career Bests

Player	Points	3-Pointers	Rebounds	Assists	Blocks	Steals
Nicholas Baer	20, Penn State, '17	4, three times	14, Drake, '17	6, Savannah St, '16	6, twice	5, Drake, '17
Jordan Bohannon	30, UAB, '17	8, Maryland, '17	6, Colorado, '17	13, TCU, '17	1, Nebraska '17	4, twice
Tyler Cook	29, UAB, '17	1, three times	13, Illinois '18	5, Iowa State, '17	2, five times	3, twice
Maishe Dailey	16, Colorado, '17	3, twice	7, Delaware St, '16	4, twice	1, twice	2, twice
Brady Ellingson	23, Savannah St, '16	5, Ohio State, '17	4, twice	5, three times	1, twice	2, twice
Luka Garza	25, NIU, '17	3, NIU, '17	16, Wisconsin, '18	3, four times	5, NIU, '17	3, Drake, '17
Ryan Kriener	14, twice	1, three times	7, Ohio State	4, Alabama St, '17	3, twice	2, three times
Connor McCaffery	5, Southern, '17	1, Southern, '17	3, Southern, '17	4, Southern, '17	---	1, twice
Isaiah Moss	25, Maryland, '18	5, Stetson, '16	6, Stetson, '16	5, twice	2, three times	5, Indiana, '17
Jack Nunge	18, Ohio State, '18	3, Grambling St, '17	8, Iowa State, '17	4, twice	4, Southern, '17	4, Chicago St, '17
Cordell Pemsil	21, Stetson, '16	---	14, Virginia Tech, '17	6, Virginia Tech, '17	3, Rutgers, '17	4, South Dakota, '17
Charlie Rose	3, NDSU, '14	1, NDSU, '14	1, four times	1, four times	---	---
Riley Till	---	---	1, Chicago St, '17	---	---	1, twice
Dom Uhl	18, Coppin St, '15	3, Coppin St, '15	10, twice	6, Ohio State, '17	5, Rutgers, '17	3, Marquette, '15
Ahmad Wagner	12, four times	1, twice	9, twice	5, Northwestern, '17	4, KSU, '16	3, Northwestern, '16

The Last Time a Player . . .

Had 30 or more points

Iowa -- 30, Jordan Bohannon vs. UAB, 11/22/17
Opponent -- 34, Glynn Watson Jr., Nebraska, 1/5/17

Made at least 90% of his FGA (10 att.)

Iowa -- .900 (9-10), Aaron White vs. Md.-Eastern Shore, 11/14/13
Opponent -- .900 (9-10), Mike Watkins, Penn State, 2/3/18

Made 100% of his FTA (10 att.)

Iowa -- 1.000 (10-10), Jordan Bohannon at Illinois 1/11/18
Opponent -- 1.000 (12-12), Bonzie Colson, Notre Dame, 11/29/16

Had 15 or more rebounds

Iowa -- 16, Luka Garza vs. Wisconsin, 1/23/18
Opponent -- 17, Jordan Murphy, Minnesota 1/30/18

Had 10 or more assists

Iowa -- 10, Jordan Bohannon vs. Minnesota, 1/30/18
Opponent -- 10, Nick Weiler-Babb, Iowa State, 12/7/17

Had 5 or more blocks

Iowa -- 5, Luka Garza vs. Northern Illinois, 12/29/17
Opponent -- 5, Alex Olah, Northwestern, 2/15/15

Had 5 or more steals

Iowa -- 5, Nicholas Baer vs. Drake, 12/16/17
Opponent -- 5, Tevin King, South Dakota State, 11/21/17

The Last Time a Team . . .

Scored 100 or more points

Iowa -- 104 at Illinois, 1/11/18
Opponent -- 101 by Minnesota, 2/8/17

Scored 40 or fewer points

Iowa -- 40 at Wisconsin, 3/3/10
Opponent -- 39 by UNC Wilmington, 11/8/13

Won an overtime game

Iowa -- 104-97 (OT) at Illinois, 1/11/18
Opponent -- 95-92 (OT) by TCU, 3/19/17

Made at least 60% of its FGA (20 att.)

Iowa -- .600 (30-50) vs. UAB, 11/22/17
Opponent -- .603 (35-58) by Indiana, 3/9/17

Made at least 50% of its 3-pt. FGA (8 att.)

Iowa -- .615 (13-18) vs. UAB, 11/22/17
Opponent -- .583 (14-24) by Indiana, 2/17/18

Made at least 90% of its FTA (10 att.)

Iowa -- 1.000 (13-13) at Purdue, 12/28/16
Opponents -- .939 (15-16) by Illinois, 2/25/15





SEASON HIGHS & LOWS/SPECIALITY STATS

CATEGORY	IOWA		OPPONENTS	
<u>Points</u>	High	104	Illinois	98
	Low	55	Virginia Tech	58
<u>FG Made</u>	High	37	Drake	36
	Low	21	at Penn State	21
<u>FG Att.</u>	High	74	Iowa State	70
	Low	46	Grambling State	52
<u>FG%</u>	High	.600	UAB	.577
	Low	.333	Virginia Tech	.300
<u>3FG Made</u>	High	13	Southern	20
	Low	1	at Penn State	3
<u>3FG Att.</u>	High	36	Iowa State	33
	Low	10	Penn State	14
<u>3FG%</u>	High	.615	UAB	.606
	Low	.100	at Penn State	.143
<u>FTM</u>	High	33	Illinois	27
	Low	1	Iowa State	1
<u>FTA</u>	High	40	Illinois	36
	Low	8	Iowa State	4
<u>FT% (min. 10)</u>	High	.864	Indiana	.889
	Low	.515	Alabama State	.500
<u>Off. Reb.</u>	High	22	Alabama State	16
	Low	4	UAB	3
<u>Def. Reb.</u>	High	38	Southern Utah	31
	Low	17	Nebraska	14
<u>Total Reb.</u>	High	53	Alabama State/Iowa State	47
	Low	28	Maryland/Nebraska	19
<u>Assists</u>	High	34	Northern Illinois	25
	Low	7	at Penn State	4
<u>Steals</u>	High	10	Drake	13
	Low	1	Ohio State	2
<u>Blocks</u>	High	8	Southern/Northern Illinois	7
	Low	1	at Penn State	0
<u>Turnovers</u>	High	19	Colorado	20
	Low	7	Southern	6
<u>Fouls</u>	High	22	Nebraska/Michigan State	33
	Low	7	Purdue	13
			Virginia Tech/Iowa State/at Michigan	

GAME-BY-GAME SPECIALTY STATS		Pts. Off		Pts. In		2nd	Bench
Date	Opponent	TO's	Paint	Chance	Points		
11/10	Chicago State	15	30	17	39		
11/12	Alabama State	33	38	27	49		
11/16	Grambling State	12	30	13	29		
11/20	vs. Louisiana	14	26	13	20		
11/21	vs. South Dakota St	15	28	6	21		
11/22	vs. UAB	13	36	5	10		
11/28	at Virginia Tech	3	30	13	19		
12/2	Penn State	14	42	13	19		
12/4	at Indiana	10	26	12	28		
12/7	at Iowa State	9	38	16	30		
12/10	Southern	14	24	17	52		
12/16	vs. Drake	25	52	19	27		
12/19	Southern Utah	15	52	13	43		
12/22	vs. Colorado	15	34	15	33		
12/29	Northern Illinois	21	42	2	53		
1/2	Michigan	9	30	2	17		
1/4	Ohio State	8	26	24	13		
1/7	at Maryland	15	22	15	11		
1/11	at Illinois	15	38	18	13		
1/17	at Rutgers	6	22	13	10		
1/20	#3/3 Purdue	10	24	9	18		
1/23	Wisconsin	14	44	12	18		
1/27	at Nebraska	18	42	8	21		
1/30	Minnesota	10	38	11	21		
2/3	at Penn State	15	30	13	17		
2/6	#4/4 Mich. State	10	42	11	28		
2/10	at #14/16 Ohio St	12	32	15	28		
2/14	at #22/21 Michigan	10	32	4	8		
2/16	Indiana	14	30	14	14		
AVG.		13.6	33.8	12.75	24.4		

IOWA AND OPPONENT INDIVIDUAL HIGH PERFORMANCES

CATEGORY	IOWA		OPPONENTS	
<u>Points</u>	30	Jordan Bohannon vs. UAB	29	Robert Johnson (Indiana)
<u>Field Goals Made</u>	11	2x, last by Tyler Cook vs. Michigan St	10	3x, last by Robert Johnson (Indiana)
<u>Field Goals Attempted</u>	22 (11-22)	Tyler Cook vs. Michigan State	20 (10-20)	Trent Frazier (Illinois)
<u>Field Goal Percentage (min. 5 made)</u>	1.000 (8-8)	Luka Garza vs. Northern Illinois	1.000 (6-6)	Bryce Washington (Louisiana)
<u>3-Point Field Goals Made</u>	6 (6-11)	2x, last by Jordan Bohannon at Nebraska	9 (9-12)	Robert Johnson (Indiana)
<u>3-Point Field Goals Attempted</u>	12	Bohannon at Illinois	12 (9-12)	Robert Johnson (Indiana)
<u>3-Point Field Goals Pct. (min. 4 made)</u>	.750 (6-8)	Jordan Bohannon vs. UAB	1.000 (4-4)	Davonte Fitzgerald (Minnesota)
<u>Free Throws Made</u>	13 (13-16)	Tyler Cook vs. UAB	11 (11-14)	James Palmer Jr. (Nebraska)
<u>Free Throws Attempted</u>	16 (13-16)	Tyler Cook vs. UAB	14 (11-14)	James Palmer Jr. (Nebraska)
<u>Free Throw Pct. (min. 7 made)</u>	1.000 (10-10)	Moss vs. Louisiana/Bohannon at Illinois	.875 (7-8)	Chris Cokely (UAB)
<u>Offensive Rebounds</u>	7	3x, last by Luka Garza at Illinois	7	Jordan Murphy (Minnesota)
<u>Defensive Rebounds</u>	12	Cook at Illinois/Garza vs. Wisconsin	12	Keita Bates-Diop (Ohio State)
<u>Total Rebounds</u>	16	Luka Garza vs. Wisconsin	17	Jordan Murphy (Minnesota)
<u>Assists</u>	11	Jordan Bohannon vs. Wisconsin	11	Marcus Stroman (Louisiana)
<u>Steals</u>	5	Nicholas Baer vs. Drake	5	Tevin King (South Dakota State)
<u>Blocks</u>	5	Luka Garza vs. Northern Illinois	4	4x, last by Lamar Stevens (Penn State)
<u>Turnovers</u>	6	Tyler Cook vs. Drake	7	Graham Woodward (Drake)



2017-18 IOWA RECORD WHEN...

When playing at home:	8-6	When leading at the half:	11-2	When wearing White:	8-4
When playing on the road:	1-9	When trailing at the half:	1-14	When wearing Black:	3-11
When playing on a neutral court:	3-2	When tied at the half:	0-1	When wearing Gold:	1-2
When Iowa scores 100 points or more:	1-0	Iowa field goal percentage at home:	422-830	.508	
When Iowa scores 90-99 points:	8-1	Iowa field goal percentage on road:	411-904	.455	
When Iowa scores 80-89 points:	3-3	Iowa 3-point percentage at home:	121-297	.407	
When Iowa scores 70-79 points:	0-5	Iowa 3-point percentage on road:	101-291	.347	
When Iowa scores under 70 points:	0-8	Iowa free throw percentage at home:	228-331	.689	
		Iowa free throw percentage on road:	188-269	.699	
When opponent scores 100 points or more:	0-0	On Sunday:	2-1		
When opponent scores 90-99 points:	1-4	On Monday:	0-2		
When opponent scores 80-89 points:	2-8	On Tuesday:	3-4		
When opponent scores 70-79 points:	3-5	On Wednesday:	1-2		
When opponent scores 60-69 points:	5-0	On Thursday:	2-2		
When opponent scores fewer than 60 points:	1-0	On Friday:	3-0		
		On Saturday:	1-6		
When Iowa shoots at least 50% from the field:	9-5	On BTN:	5-7		
When Iowa shoots less than 50% from the field:	3-12	On CBS:	0-0		
When opponent shoots at least 50% from the field:	0-9	On ESPN:	0-3		
When opponent shoots less than 50% from the field:	12-8	On ESPN2:	1-3		
When Iowa has higher FG% than opponent:	12-3	On ESPNU:	0-1		
When opponent has higher FG%:	0-14	On BTN Plus:	4-0		
When FG% is equal:	0-0	On FS1:	1-1		
		On CBS SN:	0-0		
When Iowa outrebounds opponent:	9-9	On NBC SN:	0-0		
When opponent has more rebounds:	2-6	truTV:	0-0		
When rebounds are equal:	1-2				
When Iowa shoots at least 80% from the line:	1-4	Most Points, First Half: 56 vs. Northern Illinois			
When Iowa shoots less than 80% from the line:	11-13	Fewest Points, First Half: 17 vs. Louisiana			
When opponent shoots at least 80% from the line:	2-5	Most Points Allowed, First Half: 54 by Illinois			
When opponent shoots less than 80% from the line:	10-13	Fewest Points Allowed, First Half: 22 vs. Alabama State			
When Iowa shoots more free throws than opponent:	12-7	Most Points, Second Half: 57 vs. Minnesota			
When opponent shoots more free throws:	0-10	Fewest Points, Second Half: 17 at Virginia Tech			
When free throws attempts are equal:	0-1	Most Points Allowed, Second Half: 50 by Nebraska			
When Iowa has higher FT% than opponent:	7-7	Fewest Points Allowed, Second Half: 27 by Michigan			
When opponent has higher FT%:	6-11	Largest Halftime Advantage: 25 vs. Chicago St/Alabama St			
When FT% is equal:	0-0	Largest Halftime Deficit: 31 vs. Purdue			
When Iowa shoots at least 50% from 3-point range:	2-1				
When Iowa shoots less than 50% from 3-point range:	10-16				
When opponent shoots at least 50% from 3-point range:	0-5				
When opponent shoots less than 50% from 3-point range:	12-12				
When Iowa has a higher 3-point FG% than opponent:	8-3				
When opponent has a higher 3-point FG%:	4-14				
When 3-point FG% is equal:	0-0				
When Iowa has more assists than opponent:	11-6				
When opponent has more assists:	1-11				
When assists are equal:	0-0				
When Iowa has fewer turnovers than opponent:	5-2				
When opponent has fewer turnovers:	5-14				
When turnovers are equal:	2-1				
When Iowa has more steals than opponent:	5-3				
When opponent has more steals:	5-13				
When steals are equal:	2-1				



UNDER McCAFFERY... IOWA RECORD WHEN...

When playing at home:	103-36	When leading at the half:	127-32	When wearing White:	96-38
When playing on the road:	29-55	When trailing at the half:	18-83	When wearing Black:	36-71
When playing on a neutral court:	17-25	When tied at the half:	3-2	When wearing Gold:	17-8
When Iowa scores 100 points or more:	7-0	Iowa field goal percentage at home:	3768-8069	.467	
When Iowa scores 90-99 points:	25-5	Iowa field goal percentage on road:	3195-7469	.428	
When Iowa scores 80-89 points:	46-12	Iowa 3-point percentage at home:	925-2541	.364	
When Iowa scores 70-79 points:	46-31	Iowa 3-point percentage on road:	778-2306	.337	
When Iowa scores under 70 points:	25-70	Iowa free throw percentage at home:	2411-3382	.713	
		Iowa free throw percentage on road:	1737-2438	.712	
When opponent scores 100 points or more:	0-4	On Sunday:	27-20		
When opponent scores 90-99 points:	3-18	On Monday:	10-4		
When opponent scores 80-89 points:	4-30	On Tuesday:	23-18		
When opponent scores 70-79 points:	37-41	On Wednesday:	15-19		
When opponent scores 60-69 points:	48-23	On Thursday:	20-25		
When opponent scores fewer than 60 points:	57-2	On Friday:	17-10		
		On Saturday:	35-21		
When Iowa shoots at least 50% from the field:	47-13	On BTN:	59-58		
When Iowa shoots less than 50% from the field:	102-105	On CBS:	1-2		
When opponent shoots at least 50% from the field:	3-49	On ESPN:	10-16		
When opponent shoots less than 50% from the field:	146-69	On ESPN2:	13-16		
When Iowa has higher FG% than opponent:	132-20	On ESPNU:	14-9		
When opponent has higher FG%:	16-95	On FS1:	2-1		
When FG% is equal:	2-2	On Mediacom:	12-0		
		On CBS SN:	1-3		
When Iowa outrebounds opponent:	112-47	On NBC SN:	2-1		
When opponent has more rebounds:	34-65	truTV:	1-0		
When rebounds are equal:	3-6				
When Iowa shoots at least 80% from the line:	36-23	Most Points, First Half: 59 vs. Savannah State, '16			
When Iowa shoots less than 80% from the line:	113-93	Fewest Points, First Half: 14 vs. Indiana, '13			
When opponent shoots at least 80% from the line:	29-24	Most Points Allowed, First Half: 55 vs. Michigan State, '12			
When opponent shoots less than 80% from the line:	121-93	Fewest Points Allowed, First Half: 12 vs. UNC Wilmington, '13			
When Iowa shoots more free throws than opponent:	123-51	Most Points, Second Half: 58 vs. SIU-Edwardsville, '10			
When opponent shoots more free throws:	20-63	Fewest Points, Second Half: 15 vs. Northern Iowa, '14			
When free throws attempts are equal:	6-4	Most Points Allowed, Second Half: 61 at Oregon, '12			
When Iowa has higher FT% than opponent:	96-53	Fewest Points Allowed, Second Half: 16 vs. UNI, '10			
When opponent has higher FT%:	50-62	Largest Halftime Advantage: 37 vs. Arkansas-Pine Bluff, '13			
When FT% is equal:	3-3	Largest Halftime Deficit: 31 vs. Purdue, '18			
When Iowa shoots at least 50% from 3-point range:	20-8				
When Iowa shoots less than 50% from 3-point range:	128-111				
When opponent shoots at least 50% from 3-point range:	2-22				
When opponent shoots less than 50% from 3-point range:	148-96				
When Iowa has a higher 3-point FG% than opponent:	107-37				
When opponent has a higher 3-point FG%:	37-83				
When 3-point FG% is equal:	0-1				
When Iowa has more assists than opponent:	114-30				
When opponent has more assists:	30-77				
When assists are equal:	5-10				
When Iowa has fewer turnovers than opponent:	98-40				
When opponent has fewer turnovers:	42-67				
When turnovers are equal:	10-11				
When Iowa has more steals than opponent:	90-40				
When opponent has more steals:	43-67				
When steals are equal:	16-10				



IOWA SUPERLATIVES UNDER McCAFFERY

TEAM

Most Points Scored

1. 116 -- Savannah State (11/13/16)
2. 111 -- SIU Edwardsville (11/26/10)
3. 109 -- Md. Eastern Shore (11/14/13)
4. 105 -- Central Arkansas (12/19/11)
5. **104 -- Illinois (1/11/18)**

Fewest Points Allowed

1. 36 -- Howard (11/15/12)
2. 39 -- UNC Wilmington (11/8/13)
- 39 -- Northern Iowa (12/7/10)
4. 40 -- Louisiana Monroe (11/16/10)
5. 41 -- Abilene Christian (11/17/13)

Field Goals Made

1. 42 -- Savannah State (11/13/16)
- 42 -- Central Arkansas (12/19/11)
3. 40 -- Coppin State (11/15/15)
4. 38 -- Abilene Christian (11/17/13)
5. **37 -- Drake (12/16/17)**
- 37 -- SIU Edwardsville (11/26/10)
- 37 -- Oregon (3/18/12)

Field Goals Attempted

1. 87 -- Savannah State (11/13/16)
2. 77 -- Nebraska (1/5/17)
- 79 -- Oregon (3/18/12)
4. 76 -- Central Arkansas (12/19/11)
- 76 -- South Dakota (12/4/12)

Field Goal Percentage (20 Made)

1. .643 -- Maryland (2/8/15)
2. .630 -- Indiana (1/29/12)
3. .627 -- Michigan (2/5/15)
4. .623 -- Abilene Christian (11/17/13)
5. .617 -- Arkansas-Pine Bluff (12/22/13)

3-Point Field Goals Made

1. 18 -- Savannah State (11/13/16) *
2. 16 -- Maryland (2/25/17)
- 16 -- TCU (3/19/17)
4. 14 -- Omaha (12/3/16)
5. **13 -- Southern (12/10/17)**
- 13 -- Northern Illinois (11/17/11)

3-Point Field Goals Attempted

1. 43 -- Savannah State (11/13/16) *
2. **36 -- Iowa State (12/7/17)**
3. 35 -- Notre Dame (11/29/16)
4. 34 -- Omaha (12/3/16)
5. **32 -- Southern (12/10/17)**

3-Point FG Percentage (10 Made)

1. .619 (13-21) Northern Illinois (11/17/11)
2. .615 (16-26) Maryland (2/25/17)
3. .611 (11-18) Rutgers (1/31/17)
4. .588 (10-17) Arkansas-Pine Bluff (12/22/13)
- .588 (10-17) Michigan (2/14/14)

Free Throws Made

1. 39 -- Indiana (2/21/17)
2. 38 -- Omaha (11/10/13)
3. **33 -- Illinois (1/11/18)**
4. 32 -- Md. Eastern Shore (11/14/13)
5. 31 -- Penn State (2/15/14)
- 31 -- Wichita State (11/21/12)
- 31 -- Penn State (1/31/13)
- 31 -- Nebraska (1/5/15)

Free Throws Attempted

1. 49 -- Omaha (11/10/13)
2. 47 -- Indiana (2/21/17)
3. 43 -- UM Eastern Shore (11/14/13)
- 43 -- Michigan State (1/28/14)
5. **40 -- Illinois (1/11/18)**
- 40 -- Penn State (2/15/14)

Free Throw Percentage (10 Made)

1. 1.000 (15-15) Virginia (3/27/13)
2. 1.000 (13-13) Purdue (12/28/16)
3. .929 (26-28) North Florida (12/22/14)
4. .926 (25-27) Penn State (2/28/15)
5. .923 (12-13) Iowa State (12/12/14)
6. .917 (11-12) Michigan St (3/15/13)

Most Rebounds

1. 57 -- Md. Eastern Shore (11/14/13)
2. 56 -- UNC Wilmington (11/8/13)
- 56 -- Brown (12/3/11)
- 56 -- SC State (12/19/12)
5. 54 -- Fairleigh Dickinson (12/9/13)
- 54 -- Coppin State (12/22/12)

Most Assists

1. **34 -- Northern Illinois (12/29/17)**
2. 33 -- Savannah State (11/13/16)
3. 32 -- Central Arkansas (12/19/11)
4. 31 -- Coppin State (11/15/15)
5. 26 -- Northern Illinois (11/17/11)
- 26 -- TCU (3/19/17)
7. **25 -- Southern Utah (12/19/17)**
- 25 -- Alabama State (11/12/17)**
- 25 -- Abilene Christian (11/17/13)

Most Steals

1. 19 -- SIU Edwardsville (11/26/10)
2. 16 -- UMBC (12/6/14)
3. 15 -- Rutgers (1/31/17)
4. 14 -- Maryland (1/19/17)
- 14 -- Marquette (11/19/15)
- 14 -- Penn (11/22/13)
- 14 -- Idaho St (12/4/10)
- 14 -- Chicago St (11/11/11)
9. 13 -- Rutgers (2/19/15)
- 13 -- IPFW (11/26/11)
- 13 -- UT-Pan American (11/9/12)

Most Blocked Shots

1. 14 -- Drake (12/19/15) *
2. 13 -- Illinois (3/5/13)
3. 12 -- UNC Wilmington (11/8/13)
- 12 -- Northern Illinois (11/26/14)
5. 11 -- Michigan State (12/29/15)
- 10 -- Penn State (2/15/14)
- 10 -- UT-Pan American (11/9/12)

Fewest Turnovers

1. 3 -- Temple (3/18/16)
- 3 -- Drake (12/19/15)
3. 4 -- Michigan (1/17/16)
- 4 -- Northwestern (2/15/15)
5. 5 -- Stetson (12/5/16)
- 5 -- Davidson (3/20/15)
- 5 -- Abilene Christian (11/17/13)
- 5 -- Drake (12/7/13)
- 5 -- UTEP (11/29/13)
- 5 -- Purdue (3/2/14)
- 5 -- Boise St (12/22/11)

* -- denotes school record

INDIVIDUAL

Most Points:

1. 42 -- Peter Jok vs. Memphis (11/26/16)
2. 35 -- Peter Jok vs. Indiana (2/21/17)
3. 34 -- Peter Jok vs. Nebraska (1/5/17)
4. 33 -- Peter Jok vs. Omaha (12/3/16)
- 33 -- Matt Gatens vs. Wisconsin (2/23/12)
6. 32 -- Jarrod Uthoff vs. Iowa State (12/10/15)
7. 31 -- Devyn Marble vs. Oregon (3/18/12)

Field Goals Made

1. 12 -- Jarrod Uthoff vs. Iowa State (12/10/15)
- 12 -- Matt Gatens vs. Wisconsin (2/23/12)
- 12 -- Peter Jok vs. Nebraska (1/5/17)
4. **11 -- Tyler Cook vs. Michigan State (2/6/18)**
- 11 -- Tyler Cook at Nebraska (1/27/18)
- 11 -- Jarrod Uthoff vs. Michigan (3/5/16)
- 11 -- Aaron White vs. Davidson (3/20/15)
- 11 -- Aaron White vs. Iowa State (12/13/13)
- 11 -- Peter Jok vs. Memphis (11/26/16)
- 11 -- Peter Jok vs. Seton Hall (11/17/16)
- 11 -- Peter Jok vs. Kennesaw St. (11/11/16)

Field Goals Attempted

1. 24 -- Devyn Marble vs. Wisconsin (1/5/14)
- 24 -- Peter Jok vs. Nebraska (1/5/17)
3. 23 -- Devyn Marble vs. Xavier (11/28/13)
- 23 -- Devyn Marble vs. Villanova (11/30/13)
5. **22 -- Tyler Cook vs. Michigan State (2/6/18)**

3-Point FG Made

1. 8 -- Peter Jok vs. Memphis (11/26/16)
2. 8 -- Jordan Bohannon vs. Maryland (2/25/17)
3. 7 -- Jordan Bohannon vs. Notre Dame (11/29/16)
- 7 -- Jordan Bohannon vs. TCU (3/19/17)
- 7 -- Devyn Marble vs. Oregon (3/18/12)
- 7 -- Matt Gatens vs. Wisconsin (2/23/12)
- 7 -- Matt Gatens vs. Indiana (2/19/12)

3-Point Field Goals Attempted

1. 15 -- Jordan Bohannon at Notre Dame (12/3/16)
2. **12 -- Jordan Bohannon at Illinois (1/11/18)**
- 12 -- Jordan Bohannon vs. Omaha (12/3/16)
4. **11 -- Jordan Bohannon at Nebraska (1/27/18)**
- 11 -- Jordan Bohannon vs. Indiana (3/9/17)
- 11 -- Peter Jok at Notre Dame (11/29/16)
- 11 -- Peter Jok vs. Memphis (11/26/16)
- 11 -- Peter Jok vs. Nebraska (1/5/17)
- 11 -- Peter Jok vs. Penn State (2/17/16)

Free Throws Made

1. 22 -- Peter Jok vs. Indiana (2/21/17) *
2. 14 -- Roy Devyn Marble vs. UNI (12/15/12)
- 14 -- Aaron White vs. Texas (11/20/14)
4. **13 -- Tyler Cook vs. UAB (11/22/17)**
- 13 -- Aaron White vs. Wisconsin (1/19/13)
6. 12 -- Peter Jok vs. Omaha (12/3/16)
- 12 -- Peter Jok vs. Memphis (11/26/16)
- 12 -- Devyn Marble vs. Indiana (12/31/12)
- 12 -- Aaron White vs. Nebraska (1/5/15)
- 12 -- Gabriel Olaseni vs. Nebraska (1/5/15)

Most Rebounds:

1. 18 -- Adam Woodbury vs. Wisconsin (2/24/16)
2. 17 -- Aaron White vs. Iowa State (12/13/13)
3. **16 -- Luka Garza vs. Wisconsin (1/23/18)**
- 16 -- Gabriel Olaseni at Purdue (1/24/15)
5. 15 -- Jarrod Uthoff vs. Minnesota (2/14/16)
- 15 -- Adam Woodbury vs. Indiana (2/11/16)
- 15 -- Adam Woodbury vs. Penn State (2/3/16)
- 15 -- Aaron White vs. Omaha (11/10/13)

Most Assists

1. 13 -- Jordan Bohannon vs. TCU (3/19/17)
2. 12 -- Mike Gesell vs. Minnesota (2/14/16)
- 12 -- Mike Gesell vs. Coppin State (11/15/15)
4. **11 -- Jordan Bohannon vs. Wisconsin (1/23/18)**
- 11 -- Jordan Bohannon vs. South Dakota (3/15/17)
- 11 -- Mike Gesell vs. Michigan (3/5/16)
- 11 -- Devyn Marble vs. Wisconsin (2/22/14)
- 11 -- Bryce Cartwright vs. Dayton (3/13/12)
9. **10 -- Jordan Bohannon vs. Minnesota (1/30/18)**
- 10 -- Jordan Bohannon vs. Ohio State (1/4/18)**
- 10 -- Jordan Bohannon vs. Indiana (3/9/17)
- 10 -- Mike Gesell vs. Nebraska (1/5/16)
- 10 -- Mike Gesell vs. Tenn. Tech (12/22/15)

Most Steals

1. 7 -- Eric May vs. SIUE (11/26/10)
- 6 -- Roy Devyn Marble vs. Penn (11/22/13)
- 6 -- Eric May at Wake Forest (11/30/10)
4. **5 -- Nicholas Baer vs. Drake (12/16/17)**
- 5 -- Isaiah Moss vs. Indiana (3/9/17)
- 5 -- Jarryd Cole at Mich St (3/2/11)
- 5 -- Matt Gatens vs. Idaho St (12/4/10)
- 5 -- Aaron White vs. North Florida (12/22/14)
- 5 -- Mike Gesell at Penn State (2/28/15)

Most Blocks

1. 7 -- Melsahn Basabe vs. Iowa St (12/10/10)
- 7 -- Gabriel Olaseni vs. Illinois (3/5/13)
3. 6 -- Nicholas Baer at Nebraska (1/5/17)
- 6 -- Jarrod Uthoff vs. Minnesota (2/14/16)
- 6 -- Jarrod Uthoff vs. Michigan State (12/29/15)
- 6 -- Nicholas Baer vs. Drake (12/19/15)
- 6 -- Melsahn Basabe vs. Ohio St (1/4/11)



Game 1 - Iowa 95, Chicago State 62

Official Basketball Box Score -- Game Totals -- Final Statistics Chicago State vs Iowa

11/10/17 8:05 p.m. at Carver-Hawkeye Arena - Iowa City, IA

Chicago State 62 • 0-1

#	Player	Total		3-Ptr		Rebounds			PF	TP	A	TO	Blk	Stl	Min
		FG-FGA	FG-FGA	FT-FTA	FT-FTA	Off	Def	Tot							
10	Harris, Anthony	r	3-4	1-2	0-1	1	2	3	4	7	1	3	0	1	24
23	Szpir, Patrick	c	2-6	0-1	2-2	3	3	6	4	6	1	4	0	0	19
00	Burns, Glen	c	0-1	0-1	2-2	1	0	1	4	2	2	2	0	1	19
14	Sims, Jr., Fred	g	6-16	2-8	1-2	0	2	2	2	15	0	0	0	0	29
35	Shaw, Rob	g	5-11	0-3	0-0	0	1	1	2	10	6	3	0	4	39
02	Pruitt, Jelani		1-4	0-0	2-2	2	1	3	2	4	0	1	0	0	11
03	Simmons, Deionte		1-2	0-0	2-3	1	1	2	4	4	0	0	0	0	5
11	Townsen, Jr., Nathan		1-1	1-1	0-2	0	0	0	1	3	0	0	0	0	3
15	Henton, Simeon		0-1	0-0	1-2	0	0	0	0	1	0	0	0	1	6
21	Bowles, Cameron		1-4	0-1	0-2	2	1	3	3	2	0	2	1	1	12
30	Bell, Travon		0-5	0-4	0-0	0	3	3	1	0	0	0	0	0	11
32	Byrd, Montana		0-1	0-1	0-0	0	0	0	1	0	0	1	0	0	5
37	Joyce, John		2-4	2-4	0-0	1	0	1	2	6	0	1	0	1	14
42	Stephens-Holmes, Jale		1-1	0-0	0-0	1	2	3	3	2	0	2	1	0	12
	Team					3	2	5							
Totals			23-61	6-26	10-18	15	18	33	33	62	10	20	2	9	200
FG % 1st Half: 11-37		29.7%	2nd half: 12-24		50.0%	Game: 23-61		37.7%	Deadball						
3FG % 1st Half: 0-14		0.0%	2nd half: 6-12		50.0%	Game: 6-26		23.1%	Rebounds						
FT % 1st Half: 5-7		71.4%	2nd half: 5-11		45.5%	Game: 10-18		55.6%	3						

Iowa 95 • 1-0

#	Player	Total		3-Ptr		Rebounds			PF	TP	A	TO	Blk	Stl	Min
		FG-FGA	FG-FGA	FT-FTA	FT-FTA	Off	Def	Tot							
00	Wagner, Ahmad	r	0-2	0-0	2-4	2	4	6	2	2	4	1	0	0	19
05	Cook, Tyler	r	4-4	0-0	4-7	2	4	6	1	12	3	0	0	1	21
55	Garza, Luka	c	6-6	0-0	4-8	1	4	5	1	16	1	1	3	0	18
03	Bohannon, Jordan	g	4-10	4-7	0-0	0	1	1	1	12	6	0	0	0	21
04	Moss, Isaiah	g	5-7	4-6	0-0	0	1	1	2	14	1	1	0	1	13
01	Dailey, Maishe		3-5	1-2	3-3	1	1	2	1	10	1	3	0	0	18
02	Nunge, Jack		2-4	0-1	6-7	1	3	4	1	10	0	2	1	4	19
11	Rose, Charlie		0-0	0-0	0-0	0	0	0	1	0	0	0	0	0	3
15	Kriener, Ryan		2-3	0-0	0-1	0	1	1	3	4	2	3	2	0	14
20	Till, Riley		0-0	0-0	0-0	0	1	1	0	0	0	1	0	1	5
24	Ellingson, Brady		3-5	3-5	0-0	0	1	1	0	9	4	1	0	0	28
25	Uhl, Dom		0-1	0-1	1-2	0	3	3	2	1	0	2	1	0	8
35	Pemsl, Cordell		2-5	0-0	1-3	1	4	5	4	5	1	2	0	0	13
	Team					2	0	2							
Totals			31-52	12-22	21-35	10	28	38	19	95	23	17	7	8	200
FG % 1st Half: 19-31		61.3%	2nd half: 12-21		57.1%	Game: 31-52		59.6%	Deadball						
3FG % 1st Half: 7-14		50.0%	2nd half: 5-8		62.5%	Game: 12-22		54.5%	Rebounds						
FT % 1st Half: 7-14		50.0%	2nd half: 14-21		66.7%	Game: 21-35		60.0%	7						

Officials: Glenn Mayborg, Lewis Garrison, Brooks Wells
Technical fouls: Chicago State-None. Iowa-None.
Attendance: 12100

Score by periods	1st	2nd	Total
Chicago State	27	35	62
Iowa	52	43	95

	In	Off	2nd	Fast	Bench
Points	Paint	T/O	Chance	Break	
CSU	30	14	8	14	22
IOWA	30	15	17	5	39

Last FG - CSU 2nd-00:14, IOWA 2nd-00:24.
Largest lead - CSU by 2 1st-19:39, IOWA by 40 2nd-09:36.
CSU led for 00:45. IOWA led for 38:54. Game was tied for 00:21.

Score tied - 0 times.
Lead changed - 1 time.

Game 3 - Iowa 85, Grambling State 74

Official Basketball Box Score -- Game Totals -- Final Statistics Grambling State vs Iowa

11/16/17 7:00 p.m. at Carver-Hawkeye Arena - Iowa City, IA

Grambling State 74 • 0-2

#	Player	Total		3-Ptr		Rebounds			PF	TP	A	TO	Blk	Stl	Min
		FG-FGA	FG-FGA	FT-FTA	FT-FTA	Off	Def	Tot							
11	Mpoyo, Axel	r	8-18	1-1	4-4	5	1	6	1	21	2	1	1	2	35
32	Jackson, DeVante	r	0-2	0-1	0-0	0	1	1	3	0	1	0	0	0	15
01	Smith, Jr., Ivy	g	3-7	1-1	0-0	1	1	2	4	7	8	1	0	0	30
04	Gaston, Anthony	g	6-14	4-10	0-0	2	1	3	4	16	4	1	0	1	37
05	Thomas, Shirmane	g	2-6	1-3	0-0	1	4	5	3	5	2	3	0	1	25
02	Ribeiro, Nigel		5-9	2-3	0-0	0	0	0	2	12	2	0	0	1	16
03	Wright, Kareem		0-1	0-1	0-0	0	0	0	0	0	0	0	0	0	2
10	Wilks, Drake		0-2	0-2	0-0	0	0	0	1	0	0	1	0	0	6
12	Jackson, Bobby		0-2	0-0	0-0	2	4	6	3	0	0	1	1	1	14
23	Wol, Diting Diing		0-0	0-0	0-0	0	0	0	0	0	0	1	0	1	4
24	Jones, Dontae		5-7	1-2	2-2	0	2	2	4	13	0	2	0	0	16
	Team					2	0	2							
Totals			29-68	10-24	6-6	13	14	27	25	74	19	11	2	7	200
FG % 1st Half: 14-32		43.8%	2nd half: 15-36		41.7%	Game: 29-68		42.6%	Deadball						
3FG % 1st Half: 5-10		50.0%	2nd half: 5-14		35.7%	Game: 10-24		41.7%	Rebounds						
FT % 1st Half: 2-2		100.0	2nd half: 4-4		100.0	Game: 6-6		100.0	0						

Iowa 85 • 3-0

#	Player	Total		3-Ptr		Rebounds			PF	TP	A	TO	Blk	Stl	Min
		FG-FGA	FG-FGA	FT-FTA	FT-FTA	Off	Def	Tot							
00	Wagner, Ahmad	r	0-0	0-0	1-2	0	1	1	0	1	1	2	1	1	12
05	Cook, Tyler	r	4-6	0-0	7-8	4	3	7	4	15	1	3	1	1	29
55	Garza, Luka	c	6-9	0-1	1-4	2	7	9	3	13	2	2	3	2	28
03	Bohannon, Jordan	g	1-7	1-4	9-10	1	1	2	2	12	7	1	0	2	28
04	Moss, Isaiah	g	4-9	3-6	4-4	0	2	2	3	15	1	0	0	2	30
01	Dailey, Maishe		1-2	1-2	0-0	0	0	0	0	3	1	0	0	0	7
02	Nunge, Jack		6-8	3-5	2-4	1	6	7	0	17	2	0	1	0	27
15	Kriener, Ryan		2-2	0-0	0-0	1	0	1	1	4	1	1	0	0	11
24	Ellingson, Brady		1-3	0-2	0-0	0	2	2	0	3	1	0	0	0	15
35	Pemsl, Cordell		0-0	0-0	3-4	1	1	2	1	3	1	3	0	0	13
	Team					0	3	3							
Totals			25-46	8-20	27-36	10	26	36	14	85	20	13	6	8	200
FG % 1st Half: 12-22		54.5%	2nd half: 13-24		54.2%	Game: 25-46		54.3%	Deadball						
3FG % 1st Half: 6-14		42.9%	2nd half: 2-6		33.3%	Game: 8-20		40.0%	Rebounds						
FT % 1st Half: 13-18		72.2%	2nd half: 14-18		77.8%	Game: 27-36		75.0%	6						

Officials: Keith Kimble, Edwin Young, John Floyd
Technical fouls: Grambling State-None. Iowa-None.
Attendance: 10540

Score by periods	1st	2nd	Total
Grambling State	35	39	74
Iowa	43	42	85

	In	Off	2nd	Fast	Bench
Points	Paint	T/O	Chance	Break	
GRAMMB	30	21	12	6	25
IOWA	30	12	13	2	29

Last FG - GRAMMBB 2nd-00:31, IOWA 2nd-02:49.
Largest lead - GRAMMBB by 3 2nd-10:58, IOWA by 13 2nd-02:49.
GRAMMB led for 01:14. IOWA led for 32:41. Game was tied for 06:05.

Score tied - 7 times.
Lead changed - 4 times.

Game 2 - Iowa 92, Alabama State 58

Official Basketball Box Score -- Game Totals -- Final Statistics Alabama State vs Iowa

11/12/17 3:00 p.m. at Carver-Hawkeye Arena - Iowa City, IA

Alabama State 58 • 0-2

#	Player		Total		3-Ptr		Rebounds			PF	TP	A	TO	Blk	Stl	Min
			FG-FGA	FG-FGA	FT-FTA	Off	Def	Tot								
14	Jones, Ed	f	2-8	0-1	1-1	1	1	2	5	5	0	0	1	0	23	
24	Johnsen, Brandon	f	6-8	0-0	1-4	0	7	7	3	13	0	1	4	2	34	
03	Davis, Gene	g	3-6	2-2	0-1	1	1	2	1	8	2	4	0	0	21	
05	Ewuoso, Tobi	g	6-14	0-0	1-2	4	6	10	4	13	4	1	0	2	32	
12	Gee, Reginald	g	5-12	2-4	3-3	3	5	8	0	15	0	1	0	0	26	
02	Johnson, Micah		1-1	0-0	0-0	0	1	1	1	2	2	3	0	0	7	
10	Ross, Jacoby		0-3	0-3	0-0	0	0	0	0	0	1	1	0	0	12	
11	Rogers, Austin		0-2	0-1	0-0	0	0	0	2	0	0	1	0	0	12	
13	Deneus, Fredens		0-0	0-0	0-0	0	0	0	0	0	0	0	0	0	2	
15	Pichardo, Fausto		0-1	0-0	0-0	0	0	0	4	0	0	1	0	0	5	
21	Wright, Marice		1-4	0-1	0-0	4	2	6	1	2	1	0	1	1	15	
30	LeFloire, Terrance		0-4	0-2	0-0	1	0	1	1	0	0	2	0	0	7	
52	Rogers, Steve		0-1	0-0	0-0	0	0	0	0	0	0	1	0	0	4	
	Team					1	0	1	2			1				
	Totals		24-64	4-14	6-11	15	23	38	22	58	10	17	6	5	200	
	FG % 1st Half:	10-34	29.4%	2nd half:	14-30	46.7%	Game:	24-64	37.5%						Deadball	
3FG	% 1st Half:	1-8	12.5%	2nd half:	3-6	50.0%	Game:	4-14	28.6%						Rebounds	
FT	% 1st Half:	1-4	25.0%	2nd half:	5-7	71.4%	Game:	6-11	54.5%						0	

Game 5 - South Dakota State 80, Iowa 72

Official Basketball Box Score -- Game Totals -- Final Statistics

Iowa vs South Dakota State
11/21/17 Noon at Cayman Island Classic

Iowa 72 • 3-2

#	Player	Total		3-Ptr		Rebounds			PF	TP	A	TO	Blk	Stl	Min
		FG-FGA	FG-FGA	FT-FTA	FT-FTA	Off	Def	Tot							
00	Wagner, Ahmad	f	5-6	1-1	0-0	2	1	3	3	11	1	1	0	1	17
00	Cook, Tyler	f	4-10	0-0	3-4	1	5	6	5	11	1	1	2	0	28
55	Garza, Luka	f	2-7	0-2	0-3	2	8	10	1	4	1	0	1	0	28
03	Bohannon, Jordan	g	2-5	2-5	1-2	1	1	2	3	7	7	1	0	0	32
04	Moss, Isaiah	g	8-16	2-7	0-0	0	2	2	1	18	3	4	0	2	32
01	Dailey, Maishe	g	0-2	0-2	0-0	0	0	0	0	0	0	0	0	0	5
02	Nunge, Jack	g	5-5	2-2	2-4	1	1	2	2	14	1	2	0	1	25
15	Kriener, Ryan	g	2-2	1-1	0-0	0	1	1	1	5	0	3	0	0	10
20	Till, Riley	g	0-0	0-0	0-0	0	0	0	0	0	0	0	0	0	0+
24	Ellingson, Brady	g	0-1	0-1	0-0	0	1	1	0	0	0	2	0	0	9
25	Uhl, Dom	g	0-0	0-0	0-0	0	0	0	0	0	0	0	0	0	2
35	Pemsl, Cordell	g	0-1	0-0	2-2	0	3	3	1	2	2	1	0	0	12
Team						2	3	5							
Totals			28-55	8-21	8-15	9	26	35	17	72	16	15	3	4	200
FG % 1st Half: 14-33		42.4%	2nd half: 14-22		63.6%	Game: 28-55		50.9%	Deadball						
3FG % 1st Half: 3-11		27.3%	2nd half: 5-10		50.0%	Game: 8-21		38.1%	Rebounds						
FT % 1st Half: 2-2		100.0	2nd half: 6-13		46.2%	Game: 8-15		53.3%							

South Dakota State 80 • 4-2

#	Player	Total		3-Ptr		Rebounds			PF	TP	A	TO	Blk	Stl	Min
		FG-FGA	FG-FGA	FT-FTA	FT-FTA	Off	Def	Tot							
23	Reed Tellinghuisen	f	4-12	2-4	5-5	0	3	3	3	15	2	0	0	0	36
24	Mike Daum	f	4-11	1-3	1-2	1	2	3	2	10	4	4	0	1	31
45	Ian Theisen	f	2-2	1-1	0-0	2	7	9	4	5	0	0	0	2	20
02	Tevin King	g	7-13	1-3	1-2	2	5	7	0	16	3	0	0	5	33
03	Chris Howell	g	0-4	0-0	0-0	0	0	0	0	1	1	0	0	0	11
00	Brandon Key	g	1-2	0-0	0-0	0	2	2	1	2	0	2	0	1	7
01	Skyler Flatten	g	0-1	0-0	0-0	0	0	0	0	0	0	0	0	0	6
05	David Jenkins Jr.	g	7-12	3-7	6-7	1	2	3	2	23	0	1	0	0	28
25	Lane Severyn	g	2-4	2-2	3-3	2	1	3	3	9	0	1	1	0	28
Team						2	0	2							
Totals			27-61	10-20	16-19	10	22	32	15	80	10	11	1	9	200
FG % 1st Half: 12-30		40.0%	2nd half: 15-31		48.4%	Game: 27-61		44.3%	Deadball						
3FG % 1st Half: 4-9		44.4%	2nd half: 6-11		50.0%	Game: 10-20		50.0%	Rebounds						
FT % 1st Half: 8-8		100.0	2nd half: 8-11		72.7%	Game: 16-19		84.2%							

Officials: Ron Groover, Steve Olsen, Rob Kuenenon
Technical fouls: Iowa-None. South Dakota State-None.
Attendance: 1275

Score by periods	1st	2nd	Total
Iowa	33	39	72
South Dakota State	36	44	80

Points	In	Off	2nd	Fast	Bench
IOWA	28	15	6	7	21
SDSU	26	25	11	7	34

Last FG - IOWA 2nd-00:13, SDSU 2nd-02:08.
Largest lead - IOWA by 6 1st-18:16, SDSU by 9 2nd-00:42.
IOWA led for 09:22. SDSU led for 26:25. Game was tied for 04:13.

Score tied - 10 times.
Lead changed - 9 times.

Game 7 - Virginia Tech 79, Iowa 55

Official Basketball Box Score -- Game Totals -- Final Statistics

Iowa vs Virginia Tech
11/28/17 9:00 PM at Cassell Coliseum, Blacksburg, Va.

Iowa 55 • 4-3

#	Player	Total		3-Ptr		Rebounds			PF	TP	A	TO	Blk	Stl	Min
		FG-FGA	FG-FGA	FT-FTA	FT-FTA	Off	Def	Tot							
00	Wagner, Ahmad	*	1-3	0-0	0-0	1	1	2	1	2	0	1	0	0	12
03	Bohannon, Jordan	*	4-12	4-8	0-0	0	2	2	1	12	3	2	0	0	36
04	Moss, Isaiah	*	1-6	0-2	0-0	0	2	2	2	2	1	4	0	0	22
00	Cook, Tyler	*	6-10	0-0	4-6	1	8	9	3	16	1	2	2	0	29
55	Garza, Luka	*	2-6	0-0	0-2	2	2	4	2	4	0	0	1	0	14
01	Dailey, Maishe	g	2-5	0-2	0-0	0	0	0	1	4	0	2	0	0	12
02	Nunge, Jack	g	2-4	0-1	0-0	2	4	6	1	4	0	1	0	1	20
15	Kriener, Ryan	g	0-1	0-0	0-0	0	0	0	3	0	0	0	0	2	5
24	Ellingson, Brady	g	0-2	0-2	0-0	0	0	0	2	0	0	0	1	1	7
35	Pemsl, Cordell	g	2-8	0-0	2-2	7	7	14	1	6	6	0	1	0	21
51	Baer, Nicholas	g	2-9	1-5	0-0	1	3	4	2	5	0	2	0	1	22
Team						1	0	1							
Totals			22-66	7-20	6-10	15	29	44	20	55	11	14	5	5	200
FG % 1st Half: 15-29		51.7%	2nd half: 7-37		18.9%	Game: 22-66		33.3%	Deadball						
3FG % 1st Half: 4-8		50.0%	2nd half: 1-12		8.3%	Game: 5-20		25.0%	Rebounds						
FT % 1st Half: 4-4		100.0	2nd half: 2-6		33.3%	Game: 6-10		60.0%							

Virginia Tech 79 • 6-1

#	Player	Total		3-Ptr		Rebounds			PF	TP	A	TO	Blk	Stl	Min
		FG-FGA	FG-FGA	FT-FTA	FT-FTA	Off	Def	Tot							
04	N. Alexander-Walker	*	1-4	1-2	2-2	0	4	4	2	5	1	2	2	0	22
05	Justin Robinson	*	2-8	0-1	0-0	2	5	7	2	4	6	3	0	2	30
10	Justin Bibbs	*	4-13	2-7	4-4	0	3	3	1	14	2	1	0	0	28
13	Ahmed Hill	*	6-13	3-9	3-5	1	6	7	2	18	2	0	0	1	30
24	Kerry Blackshear Jr.	*	2-3	0-1	3-4	3	7	10	3	7	0	1	1	0	17
01	Tyrie Jackson	g	0-0	0-0	0-0	0	2	2	0	0	1	0	0	0	5
06	Wabissa Bede	g	0-0	0-0	0-0	0	1	1	0	0	0	0	0	0	2
11	Devin Wilson	g	1-1	0-0	1-2	0	0	0	1	3	1	1	0	1	18
14	P.J. Horne	g	6-7	0-0	4-6	2	0	2	2	16	0	0	0	0	21
15	Chris Clarke	g	3-8	1-3	5-5	1	2	3	0	12	2	1	1	2	25
21	Nick Fullard	g	0-0	0-0	0-0	0	0	0	0	0	0	0	0	0	1
22	Justin Ammerman	g	0-1	0-0	0-0	0	0	0	0	0	0	0	0	0	1
Team						0	1	1							
Totals			25-58	7-23	22-28	9	31	40	13	79	15	10	4	6	200
FG % 1st Half: 11-27		40.7%	2nd half: 14-31		45.2%	Game: 25-58		43.1%	Deadball						
3FG % 1st Half: 5-12		41.7%	2nd half: 2-11		18.2%	Game: 7-23		30.4%	Rebounds						
FT % 1st Half: 11-15		73.3%	2nd half: 11-13		84.6%	Game: 22-28		78.6%							

Officials: Roger Ayers, Lee Cassell, Pat Driscoll
Technical fouls: Iowa-TEAM. Virginia Tech-None.
Attendance: 7101
Big Ten/ACC Challenge

Score by periods	1st	2nd	Total
Iowa	38	17	55
Virginia Tech	38	41	79

Points	In	Off	2nd	Fast	Bench
IOWA	30	3	13	0	19
VT	36	12	13	12	31

Last FG - IOWA 2nd-02:35, VT 2nd-02:08.
Largest lead - IOWA by 5 1st-15:52, VT by 27 2nd-04:35.
IOWA led for 11:34, VT led for 24:40. Game was tied for 03:46.

Score tied - 6 times.
Lead changed - 7 times.

Game 6 - Iowa 95, UAB 85

Official Basketball Box Score -- Game Totals -- Final Statistics

Iowa vs UAB
11/22/17 Noon at Cayman Island Classic

Iowa 95 • 4-2

#	Player	Total			3-Ptr			Rebounds			PF	TP	A	TO	Blk	Stl	Min
		FG-FGA	FG-FGA	FT-FTA	FT-FTA	Off	Def	Tot									
02	Nunge, Jack	f	0-3	0-1	0-0	1	2	3	2	0	3	0	0	0	0	14	
05	Cook, Tyler	f	8-11	0-0	13-16	1	5	6	4	29	1	3	0	0	0	35	
55	Garza, Luka	f	6-8	0-0	2-3	2	5	7	4	14	1	1	3	0	0	29	
03	Bohannon, Jordan	g	9-12	6-8	6-6	0	1	1	1	30	4	2	0	1	1	35	
04	Moss, Isaiah	g	5-11	1-2	1-2	0	2	2	2	12	4	1	0	1	1	32	
01	Dailey, Maishe	g	1-2	1-1	4-4	0	2	2	1	7	1	0	0	0	0	11	
15	Kriener, Ryan	g	1-1	0-0	0-0	0	1	1	4	2	0	2	0	0	0	20	
24	Ellingson, Brady	g	0-1	0-1	0-0	0	0	0	0	0	0	1	0	1	1	6	
25	Uhl, Dom	g	0-0	0-0	0-0	0	0	0	0	0	0	1	0	0	0	2	
35	Pemsl, Cordell	g	0-1	0-0	1-4	0	5	5	0	1	4	0	1	0	0	16	
Team			30-50	8-13	27-35	4	25	29	18	95	18	11	4	3	200		
Totals																	
FG % 1st Half: 15-27		55.6%	2nd half: 15-23		65.2%	Game: 30-50		60.0%	Deadball Rebounds								
3FG % 1st Half: 4-7		57.1%	2nd half: 4-6		66.7%	Game: 8-13		61.5%	3								
FT % 1st Half: 15-18		83.3%	2nd half: 12-17		70.6%	Game: 27-35		77.1%									

Game 9 - Indiana 77, Iowa 64

Official Basketball Box Score -- Game Totals -- Final Statistics

Iowa vs Indiana

12/04/17 8:00 p.m. at Simon Skjodt Assembly Hall

Iowa 64 • 4-5, 0-2

#	Player	Total		3-Ptr		Rebounds			PF	TP	A	TO	Blk	Stl	Min
		FG-FGA	FG-FGA	FT-FTA	FT-FTA	Off	Def	Tot							
02	Nunge, Jack	f	4-8	2-4	2-2	1	5	6	3	12	1	0	1	1	26
05	Cook, Tyler	f	4-8	1-1	0-0	4	1	5	3	9	0	3	0	1	14
55	Garza, Luka	f	3-4	0-0	0-2	1	2	3	2	6	1	1	0	0	15
03	Bohannon, Jordan	g	2-8	2-6	1-2	0	4	4	1	7	4	5	0	0	29
04	Moss, Isaiah	g	1-5	0-1	0-0	0	4	4	0	2	1	2	0	0	17
00	Wagner, Ahmad	g	2-8	0-1	0-0	4	0	4	4	4	0	1	0	1	20
01	Dailey, Maishe	g	1-7	1-4	0-0	0	5	5	0	3	4	0	0	0	21
24	Ellingson, Brady	g	6-9	3-4	1-2	0	1	1	1	16	4	0	1	1	24
25	Uhl, Dom	g	0-1	0-0	0-0	0	0	0	0	0	0	1	0	0	2
35	Pemsl, Cordell	g	1-4	0-0	0-1	0	2	2	2	2	1	2	1	1	18
51	Baer, Nicholas	g	1-3	1-3	0-0	0	3	3	4	3	1	3	3	1	14
Team						4	1	5							
Totals			25-65	10-24	4-9	14	28	42	20	64	17	18	6	6	200

FG % 1st Half: 9-31 29.0% 2nd half: 16-34 47.1% Game: 25-65 38.5%
 3FG % 1st Half: 6-14 42.9% 2nd half: 4-10 40.0% Game: 10-24 41.7%
 FT % 1st Half: 2-5 40.0% 2nd half: 2-4 50.0% Game: 4-9 44.4%

Indiana 77 • 5-4, 1-1

#	Player	Total		3-Ptr		Rebounds			PF	TP	A	TO	Blk	Stl	Min
		FG-FGA	FG-FGA	FT-FTA	FT-FTA	Off	Def	Tot							
13	Morgan, Juwan	f	6-9	0-1	3-4	4	6	10	3	15	0	1	1	2	29
20	Davis, DeRon	f	5-11	0-0	3-4	4	2	6	0	13	1	2	4	2	18
01	Aljami Durham	g	3-7	1-3	0-0	1	1	2	3	7	0	1	0	1	22
02	Newkirk, Josh	g	2-5	1-1	1-2	2	5	7	0	6	1	1	0	2	28
04	Johnson, Robert	g	2-9	1-6	4-4	0	7	7	1	9	3	2	0	1	32
03	Smith, Justin	g	0-4	0-0	0-0	1	1	2	0	0	1	1	1	0	7
10	Jager, Johnny	g	0-0	0-0	0-0	0	0	0	0	0	0	0	0	0	1
11	Green, Devonte	g	4-8	2-4	2-2	1	1	2	2	12	4	2	0	1	25
15	McRoberts, Zach	g	1-2	0-0	0-0	1	1	2	2	2	1	0	0	1	12
21	McSwain Jr., Freddie	g	0-1	0-0	0-0	0	2	2	2	0	1	0	0	0	4
22	Moore, Clifton	g	0-1	0-0	0-0	0	0	0	1	0	0	0	0	0	2
30	Hartman, Collin	g	4-9	3-6	2-2	0	5	5	2	13	2	0	0	1	20
35	Priller, Tim	g	0-0	0-0	0-0	0	0	0	0	0	0	0	0	0	0+
Team						2	0	2							
Totals			27-66	8-21	15-23	16	31	47	16	77	14	10	6	11	200

FG % 1st Half: 14-33 42.4% 2nd half: 13-33 39.4% Game: 27-66 40.9%
 3FG % 1st Half: 5-13 38.5% 2nd half: 3-8 37.5% Game: 8-21 38.1%
 FT % 1st Half: 8-11 72.7% 2nd half: 7-12 58.3% Game: 15-23 65.2%

Officials: Bo Boroski, Gene Statero, Keith Kimble

Technical fouls: Iowa-None. Indiana-None.

Attendance: 17222

Score by periods	1st	2nd	Total
Iowa	26	38	64
Indiana	41	36	77

	Points	In	Off	2nd	Fast	Bench
Iowa	26	26	10	12	7	28
IND	36	22	12	15	15	27

Last FG - IOWA 2nd-00:19, IND 2nd-03:06.
 Largest lead - IOWA by 3 1st-19:41, IND by 22 2nd-03:06.
 IOWA led for 04:06. IND led for 34:52. Game was tied for 01:02.

Score tied - 3 times.
 Lead changed - 9 times.

Game 11 - Iowa 91, Southern 60

Official Basketball Box Score -- Game Totals -- Final Statistics

Southern vs Iowa

12/10/17 4 p.m. at Carver-Hawkeye Arena - Iowa City, IA

Southern 60 • 2-8, 0-0

#	Player	Total		3-Ptr		Rebounds			PF	TP	A	TO	Blk	Stl	Min
		FG-FGA	FG-FGA	FT-FTA	FT-FTA	Off	Def	Tot							
02	Emanuel Sheperd	f	0-4	0-0	2-2	3	3	6	2	2	1	1	1	0	22
12	Jared Sam	f	3-10	0-0	5-6	2	8	10	2	11	1	1	0	1	36
03	Eddie Reese	g	3-9	1-5	1-2	1	4	5	0	8	1	3	0	1	26
04	Chris Thomas	g	4-10	1-3	1-2	2	1	3	3	10	0	1	0	1	26
10	Jamar Sandifer	g	1-6	0-2	0-0	1	4	5	4	2	0	0	0	0	15
00	Richard Lee	g	1-5	0-3	0-0	0	2	2	2	2	0	0	0	0	8
01	LaQuentin Collins	g	0-3	0-1	2-2	0	1	1	0	2	0	1	0	0	14
14	Aaron Ray	g	4-7	1-2	3-4	0	0	0	4	12	0	0	0	1	21
22	Shaquille Benson	g	3-7	0-0	1-2	5	1	6	1	7	0	0	1	0	15
28	DeRias Johnson	g	2-8	0-5	0-0	1	1	2	1	4	1	1	0	0	10
44	Mubashar Ali	g	0-1	0-0	0-0	0	1	1	3	0	1	1	0	0	7
Team						1	3	4							
Totals			21-70	3-21	15-20	16	29	45	22	60	4	11	2	4	200

FG % 1st Half: 10-33 30.3% 2nd half: 11-37 29.7% Game: 21-70 30.0%
 3FG % 1st Half: 1-8 12.5% 2nd half: 2-13 15.4% Game: 3-21 14.3%
 FT % 1st Half: 10-14 71.4% 2nd half: 5-6 83.3% Game: 15-20 75.0%

Iowa 91 • 5-6, 0-2

#	Player	Total		3-Ptr		Rebounds			PF	TP	A	TO	Blk	Stl	Min
		FG-FGA	FG-FGA	FT-FTA	FT-FTA	Off	Def	Tot							
02	Nunge, Jack	f	2-5	1-2	6-6	0	2	2	1	11	2	1	4	0	20
05	Cook, Tyler	f	3-5	0-0	2-2	0	4	4	4	8	0	1	2	0	17
51	Baer, Nicholas	f	1-3	1-2	1-3	1	2	3	2	4	2	1	0	1	12
03	Bohannon, Jordan	g	1-6	0-3	2-2	0	3	3	1	4	5	0	0	1	25
04	Moss, Isaiah	g	4-10	4-9	0-0	1	1	2	0	12	2	0	0	1	21
00	Wagner, Ahmad	g	0-0	0-0	1-2	0	3	3	3	1	0	1	0	0	11
01	Dailey, Maishe	g	3-9	3-6	0-0	2	2	4	0	9	2	0	0	0	21
11	Rose, Charlie	g	0-1	0-1	0-0	0	1	1	0	0	0	0	0	0	2
15	Kriener, Ryan	g	3-6	0-1	0-0	0	3	3	0	6	2	1	1	2	12
20	Till, Riley	g	0-2	0-2	0-0	0	0	0	1	0	0	0	0	0	4
24	Ellingson, Brady	g	2-4	0-0	0-0	0	1	1	0	8	1	0	0	0	15
25	Uhl, Dom	g	0-0	0-0	0-0	0	1	1	0	0	0	0	0	0	4
30	McCaffery, Connor	g	1-1	1-1	2-3	0	3	3	0	5	4	1	0	1	17
55	Garza, Luka	g	7-10	1-1	8-10	6	7	13	3	23	2	1	1	0	19
Team						0	3	3							
Totals			28-63	13-32	22-28	10	36	46	15	91	22	7	8	6	200

FG % 1st Half: 12-29 41.4% 2nd half: 16-34 47.1% Game: 28-63 44.4%
 3FG % 1st Half: 7-15 46.7% 2nd half: 6-17 35.3% Game: 13-32 40.6%
 FT % 1st Half: 10-13 76.9% 2nd half: 12-15 80.0% Game: 22-28 78.6%

Officials: Mike Eades, Kelly Pfeifer, John Gaffney

Technical fouls: Southern-None. Iowa-Cook, Tyler.

Attendance: 11397

Score by periods	1st	2nd	Total
Southern	31	29	60
Iowa	41	50	91

	Points	In	Off	2nd	Fast	Bench
Iowa	28	24	11	13	6	27
SOUTHE	34	14	17	12	52	

Last FG - SOUTHERN 2nd-00:46, IOWA 2nd-02:51.
 Largest lead - SOUTHERN by 6 1st-08:28, IOWA by 35 2nd-01:46.
 SOUTHERN led for 05:38. IOWA led for 31:41. Game was tied for 02:41.

Game 10 - Iowa State 84, Iowa 78

Official Basketball Box Score -- Game Totals -- Final Statistics

Iowa vs Iowa State

12/07/17 7:01 p.m. at Hilton Coliseum - Ames, Iowa

Iowa 78 • 4-6

#	Player		Total		3-Ptr		Rebounds			PF	TP	A	TO	Blk	Stl	Min
			FG	FGA	FG	FGA	FT	FTA	Off							
02	Nunge, Jack	*	7-14	1-5	1-3	4	4	8	4	16	4	0	1	0	23	
03	Bohannon, Jordan	*	7-13	5-10	0-0	0	1	1	3	19	2	4	0	0	31	
04	Moss, Isaiah	*	2-8	0-4	0-0	0	2	2	0	4	1	1	1	0	17	
05	Cook, Tyler	*	1-5	0-2	0-2	4	4	8	2	2	5	3	0	0	25	
24	Ellingson, Brady	*	3-11	1-6	0-1	0	4	4	1	7	5	2	0	2	30	
00	Wagner, Ahmad		1-1	0-0	0-0	0	1	1	0	2	0	1	1	0	5	
01	Dailey, Maishe		2-4	2-3	0-0	0	6	6	1	6	0	1	0	0	18	
15	Kriener, Ryan		1-4	0-1	0-0	2	1	3	1	2	0	0	0	0	6	
35	Pemsl, Cordell		5-6	0-0	0-0	4	4	8	1	10	3	1	0	0	17	
51	Baer, Nicholas		3-7	2-5	0-0	5	2	7	4	8	2	2	0	0	21	
55	Garza, Luka		1-1	0-0	0-2	1	3	4	2	2	1	2	0	0	7	
	Team					0	1	1			1					
Totals			33-74	11-36	1-8	20	33	53	19	78	23	18	3	2	200	

Game 13 - Iowa 92, Southern Utah 64

Official Basketball Box Score -- Game Totals -- Final Statistics
Southern Utah vs Iowa
12/19/17 8:05 p.m. at Carver-Hawkeye Arena - Iowa City, IA

Southern Utah 64 • 6-5, 0-0

#	Player	Total		3-Ptr		Rebounds			PF	TP	A TO Blk Stl				Min
		FG-FGA	FG-FGA	FT-FTA	FT-FTA	Off	Def	Tot			A	TO	Blk	Stl	
10	Calloway, Jacob	f	3-6	2-4	0-2	1	1	2	2	8	2	3	0	2	18
34	Musoko, Christian	f	2-2	0-0	0-0	0	1	1	4	4	0	1	0	0	15
04	Marin, Dre	f	3-8	0-3	0-0	0	6	6	1	6	3	3	0	1	34
12	Cohee, Jaden	g	5-14	1-4	1-2	1	5	6	0	12	5	2	0	0	34
14	McGee, James	g	2-7	2-7	0-0	0	1	1	3	6	4	1	0	0	31
02	Better, Brandon	g	3-11	2-6	4-4	0	0	0	4	12	1	0	0	0	17
05	Lyons, Jordan	g	0-0	0-0	0-0	0	0	0	0	0	1	0	0	0	9
15	Aytes, Jamal	g	4-9	0-0	0-0	0	3	3	3	8	0	1	0	0	15
22	Madunic, Ivan	g	1-2	1-2	2-4	0	5	5	4	5	1	1	0	3	16
23	Johnson, Matthew	g	0-0	0-0	0-0	0	0	0	1	0	0	0	0	0	2
44	Swallow, Joel	g	1-2	0-0	1-2	1	1	2	0	3	0	0	0	0	9
Team						0	3	3							
Totals			24-61	8-26	8-14	3	26	29	22	64	17	12	0	6	200
FG % 1st Half: 12-33		36.4%	2nd half: 12-28		42.9%	Game: 24-61		39.3%	Deadball Rebounds						
3FG % 1st Half: 5-16		31.3%	2nd half: 3-10		30.0%	Game: 8-26		30.8%							
FT % 1st Half: 2-6		33.3%	2nd half: 6-8		75.0%	Game: 8-14		57.1%							

Iowa 92 • 7-6, 0-2

#	Player	Total		3-Ptr		Rebounds			PF	TP	A TO Blk Stl				Min
		FG-FGA	FG-FGA	FT-FTA	FT-FTA	Off	Def	Tot			A	TO	Blk	Stl	
02	Nunge, Jack	f	4-5	0-1	1-2	0	4	4	0	9	4	1	1	0	21
05	Cook, Tyler	f	7-12	0-0	2-4	1	6	7	2	16	1	0	1	0	22
51	Baer, Nicholas	f	2-4	0-2	1-1	3	7	10	1	5	2	2	1	2	21
03	Bohannon, Jordan	g	1-7	1-4	0-0	1	4	5	2	3	7	2	0	0	29
04	Moss, Isaiah	g	6-14	3-8	1-1	1	2	3	2	16	1	1	0	2	24
00	Wagner, Ahmad	g	0-0	0-0	0-0	0	0	0	0	0	0	0	0	0	1
01	Dailey, Maishe	g	3-6	2-4	0-0	0	3	3	0	8	2	1	0	1	18
11	Rose, Charlie	g	0-1	0-1	0-0	0	1	1	0	0	1	1	0	0	2
15	Kriener, Ryan	g	2-3	0-0	1-2	1	3	4	0	5	3	1	0	1	10
20	Till, Riley	g	1-1	0-0	0-0	0	0	0	1	2	0	0	0	0	3
24	Ellingson, Brady	g	1-1	0-0	1-1	0	0	0	0	3	0	0	0	0	3
25	Uhl, Dom	g	0-0	0-0	0-0	0	1	1	0	0	1	0	1	0	3
30	McCaffery, Connor	g	0-1	0-1	0-0	0	1	1	0	2	0	0	0	0	15
35	Pemsl, Cordell	g	0-3	0-0	2-2	0	4	4	1	8	0	1	0	1	9
55	Garza, Luka	g	5-9	0-1	7-8	3	2	5	1	17	1	2	2	0	19
Team						0	0	0							
Totals			35-67	6-22	16-21	10	38	48	11	92	25	12	6	7	200
FG % 1st Half: 17-32		53.1%	2nd half: 18-35		51.4%	Game: 35-67		52.2%	Deadball Rebounds						
3FG % 1st Half: 4-10		40.0%	2nd half: 2-12		16.7%	Game: 6-22		27.3%							
FT % 1st Half: 13-16		81.3%	2nd half: 3-5		60.0%	Game: 16-21		76.2%							

Officials: Gene Steratore, Steve McKunkins, Bill Ek
 Technical fouls: Southern Utah-None. Iowa-None.
 Attendance: 10220

Score by periods	1st	2nd	Total
Southern Utah	31	33	64
Iowa	51	41	92

Last FG - SUU 2nd-01:47, IOWA 2nd-01:12.
 Largest lead - SUU by 1 1st-18:04, IOWA by 30 2nd-03:34.
 SUU led for 00:15. IOWA led for 38:34. Game was tied for 01:11.

Points	In Paint	Off T/O	2nd Chance	Fast Break	Bench
SUU	24	15	3	4	28
IOWA	52	15	13	15	43

Score tied - 0 times.
 Lead changed - 2 times.

Game 15 - Iowa 98, Northern Illinois 75

Official Basketball Box Score -- Game Totals -- Final Statistics
Northern Illinois vs Iowa
12/29/17 7:05 p.m. at Carver-Hawkeye Arena - Iowa City, IA

Northern Illinois 75 • 7-6, 0-0

#	Player	Total		3-Ptr		Rebounds			PF	TP	A TO Blk Stl				Min
		FG-FGA	FG-FGA	FT-FTA	FT-FTA	Off	Def	Tot			A	TO	Blk	Stl	
04	James, Lacey	f	0-1	0-0	1-2	2	2	4	1	1	0	1	0	0	12
42	Bradley, Levi	f	1-8	0-2	0-0	3	0	3	2	2	0	1	0	2	23
00	Thorpe, Dante	g	5-10	1-2	0-0	1	3	4	0	11	1	2	0	0	22
02	Daow, Gaiges	g	5-8	2-4	0-0	1	5	6	1	12	2	3	0	2	23
10	German, Eugene	g	8-15	2-5	2-2	0	3	3	0	20	3	3	0	1	23
05	Thomas, Justin	g	6-11	2-4	2-2	0	2	2	1	16	2	0	0	1	29
11	McCarty, Noah	g	0-1	0-0	0-0	1	0	1	4	0	0	0	0	0	11
12	Demogrontas, A.	g	0-3	0-1	1-2	0	2	2	1	1	3	2	0	1	17
22	Henry-Hayes, Rod	g	1-3	1-3	0-0	0	1	1	0	3	0	0	1	0	14
32	Zelis, Andrew	g	1-3	0-0	0-0	1	0	1	0	2	1	0	0	0	4
33	Hamilton, Owen	g	3-6	0-1	1-2	2	4	6	4	7	1	0	0	1	21
55	Danowski, Brandon	g	0-0	0-0	0-0	0	0	0	0	0	0	0	0	0	1
Team						2	0	2							
Totals			30-69	8-22	7-10	13	22	35	17	75	13	12	1	8	200
FG % 1st Half: 13-33		39.4%	2nd half: 17-36		47.2%	Game: 30-69		43.5%	Deadball Rebounds						
3FG % 1st Half: 3-11		27.3%	2nd half: 5-11		45.5%	Game: 8-22		36.4%							
FT % 1st Half: 3-4		75.0%	2nd half: 4-6		66.7%	Game: 7-10		70.0%							

Iowa 98 • 9-6, 0-2

#	Player	Total		3-Ptr		Rebounds			PF	TP	A TO Blk Stl				Min
		FG-FGA	FG-FGA	FT-FTA	FT-FTA	Off	Def	Tot			A	TO	Blk	Stl	
02	Nunge, Jack	f	3-8	1-4	0-0	1	1	2	0	7	1	1	2	2	21
51	Baer, Nicholas	f	2-3	1-2	0-0	1	1	2	1	5	0	0	0	1	12
05	Cook, Tyler	c	6-7	0-0	5-7	2	1	3	0	17	3	0	0	0	17
03	Bohannon, Jordan	g	2-7	1-5	0-0	0	2	2	0	5	7	0	0	0	21
04	Moss, Isaiah	g	4-7	3-4	0-0	0	1	1	0	11	5	1	0	1	25
00	Wagner, Ahmad	g	0-1	0-1	0-0	1	2	3	2	0	4	0	0	0	11
01	Dailey, Maishe	g	3-3	1-1	1-2	0	0	0	0	8	4	0	0	0	12
11	Rose, Charlie	g	0-0	0-0	0-0	0	0	0	0	0	1	0	0	0	2
15	Kriener, Ryan	g	0-1	0-1	1-2	2	1	3	1	5	2	0	0	0	17
20	Till, Riley	g	0-1	0-1	0-0	0	0	0	0	0	0	0	0	1	2
24	Ellingson, Brady	g	2-4	2-4	0-0	0	2	2	0	6	2	1	0	1	17
25	Uhl, Dom	g	0-0	0-0	0-0	0	0	0	0	0	0	0	0	0	4
35	Pemsl, Cordell	g	4-8	0-0	1-2	0	4	4	2	9	4	1	1	1	23
55	Garza, Luka	g	8-8	3-3	6-8	0	7	7	2	25	1	1	5	0	16
Team						0	6	6							
Totals			36-62	12-26	14-21	7	28	35	8	98	34	8	8	7	200
FG % 1st Half: 20-30		66.7%	2nd half: 16-32		50.0%	Game: 36-62		58.1%	Deadball Rebounds						
3FG % 1st Half: 7-13		53.8%	2nd half: 5-13		38.5%	Game: 12-26		46.2%							
FT % 1st Half: 9-11		81.8%	2nd half: 5-10		50.0%	Game: 14-21		66.7%							

Officials: Paul Szelc, Lamont Simpson, Chris Beaver
 Technical fouls: Northern Illinois-None. Iowa-None.
 Attendance: 14665

Score by periods	1st	2nd	Total
Northern Illinois	32	43	75
Iowa	56	42	98

Last FG - NIU 2nd-00:03, IOWA 2nd-00:27.
 Largest lead - NIU None, IOWA by 32 2nd-11:35.
 NIU led for 00:00. IOWA led for 39:43. Game was tied for 00:17.

Score tied - 0 times.
 Lead changed - 0 times.

Game 14 - Iowa 80, Colorado 73

Official Basketball Box Score -- Game Totals -- Final Statistics
Colorado vs Iowa
12/22/17 8:10 p.m. at Sioux Falls, SD (Sanford Pentagon)

Colorado 73 • 8-4

#	Player	Total	
---	--------	-------	--

Game 17 - Ohio State 92, Iowa 81

Official Basketball Box Score -- Game Totals -- Final Statistics

Ohio State vs Iowa

01/04/18 6 p.m. at Carver-Hawkeye Arena - Iowa City, IA

Ohio State 92 • 12-4, 3-0

#	Player	Total		3-Ptr		Rebounds			PF	TP	A TO Blk Stl				Min
		FG-FGA	FT-FTA	FG-FGA	FT-FTA	Off	Def	Tot			A	TO	Blk	Stl	
01	Tate, Jae'Sean	f	6-12	1-2	5-7	0	7	7	1	18	0	4	1	1	34
33	Bates-Diop, Keita	f	10-17	2-6	5-6	1	12	13	2	27	1	0	2	1	34
34	Wesson, Kaleb	f	4-6	0-0	2-2	2	1	3	5	10	1	0	0	0	19
03	Jackson, C.J.	g	5-10	1-3	1-2	2	0	2	3	12	4	3	0	1	22
15	Williams, Kam	g	5-8	3-6	0-1	0	3	3	1	13	0	1	1	1	26
00	Potter, Micah	g	3-7	0-1	0-0	3	2	5	4	6	0	0	0	0	15
02	Jallow, Musa	g	1-2	0-1	0-0	0	0	0	0	2	3	0	0	1	8
13	Dakich, Andrew	g	1-2	0-0	0-1	1	1	2	2	2	6	0	0	1	26
24	Wesson, Andre	g	0-1	0-1	1-2	0	0	0	3	1	1	1	1	0	12
25	Young, Kyle	g	0-1	0-0	1-2	1	1	2	1	1	0	0	0	0	4
Team						0	1	1							
Totals			35-66	7-20	15-23	10	28	38	22	92	16	9	5	6	200

FG % 1st Half: 18-33 54.5% 2nd half: 17-33 51.5% Game: 35-66 53.0%
 3FG % 1st Half: 5-13 38.5% 2nd half: 2-7 28.6% Game: 7-20 35.0%
 FT % 1st Half: 5-6 83.3% 2nd half: 10-17 58.8% Game: 15-23 65.2%

Iowa 81 • 9-8, 0-4

#	Player	Total		3-Ptr		Rebounds			PF	TP	A TO Blk Stl				Min
		FG-FGA	FT-FTA	FG-FGA	FT-FTA	Off	Def	Tot			A	TO	Blk	Stl	
05	Cook, Tyler	f	7-15	0-0	7-8	6	3	9	3	21	0	1	1	0	27
51	Baer, Nicholas	f	4-7	2-4	0-0	1	1	2	5	10	1	1	1	1	24
55	Garza, Luka	f	4-7	1-3	6-8	2	4	6	2	15	0	0	1	0	26
03	Bohannon, Jordan	g	6-13	1-5	2-2	0	1	1	4	15	10	1	0	0	30
04	Moss, Isaiah	g	3-10	1-2	0-2	2	2	4	2	7	3	2	1	0	21
00	Wagner, Ahmad	g	0-0	0-0	0-1	2	1	3	2	0	1	0	0	0	9
01	Dailey, Maishe	g	4-10	1-2	0-0	0	3	3	0	9	1	0	0	0	23
02	Nunge, Jack	g	1-3	1-1	0-0	1	1	2	1	3	0	2	0	0	8
15	Kriener, Ryan	g	0-0	0-0	0-0	1	1	2	0	0	0	1	1	0	8
24	Ellingson, Brady	g	0-2	0-0	0-0	0	0	0	0	0	0	0	0	0	6
35	Pemsl, Cordell	g	0-1	0-0	1-2	0	5	5	1	1	1	2	0	0	18
Team						0	3	3			1				
Totals			29-68	7-17	16-23	15	25	40	20	81	17	11	5	1	200

FG % 1st Half: 12-29 41.4% 2nd half: 17-39 43.6% Game: 29-68 42.6%
 3FG % 1st Half: 3-7 42.9% 2nd half: 4-10 40.0% Game: 7-17 41.2%
 FT % 1st Half: 5-11 45.5% 2nd half: 11-12 91.7% Game: 16-23 69.6%

Officials: Terry Wymer, Larry Sciroto, Brooks Wells
 Technical fouls: Ohio State-None. Iowa-None.
 Attendance: 10933
 Fouled Out - Ohio State: Wesson (00:43); Iowa: Baer (00:09)

Score by periods	1st	2nd	Total
Ohio State	46	46	92
Iowa	32	49	81

Last FG - OSU 2nd-00:51, Iowa 2nd-00:20.
 Largest lead - OSU by 17 1st-01:20, Iowa by 3 1st-17:58.
 OSU led for 35:08. Iowa led for 01:50. Game was tied for 03:02.

	In	Off	2nd	Fast	Bench
Points	Paint	T/O	Chance	Break	
OSU	42	11	14	8	12
IOWA	26	8	24	2	13

Score tied - 4 times.
 Lead changed - 1 time.

Game 19 - Iowa 104, Illinois 97 (OT)

Official Basketball Box Score -- Game Totals -- Final Statistics

Iowa vs Illinois

01/11/18 7 p.m. at State Farm Center; Champaign, Ill.

Iowa 104 • 10-9, 1-5

#	Player	Total		3-Ptr		Rebounds			PF	TP	A TO Blk Stl				Min
		FG-FGA	FT-FTA	FG-FGA	FT-FTA	Off	Def	Tot			A	TO	Blk	Stl	
05	Cook, Tyler	f	9-14	0-1	3-5	1	12	13	2	21	3	1	1	3	39
51	Baer, Nicholas	f	2-7	2-5	4-6	2	2	4	2	10	2	0	0	1	29
55	Garza, Luka	c	5-8	0-1	9-9	7	4	11	3	19	1	1	1	0	30
03	Bohannon, Jordan	g	7-16	5-12	10-10	0	1	1	1	29	5	4	0	1	41
04	Moss, Isaiah	g	4-11	0-4	4-4	0	2	2	1	12	0	1	0	1	33
00	Wagner, Ahmad	g	0-0	0-0	0-0	0	0	0	1	0	0	1	0	0	2
01	Dailey, Maishe	g	0-1	0-1	2-4	0	3	3	0	2	3	2	1	0	17
02	Nunge, Jack	g	0-0	0-0	0-0	0	0	0	2	0	0	1	0	1	3
15	Kriener, Ryan	g	2-2	0-0	1-2	2	2	4	1	5	0	0	1	1	12
24	Ellingson, Brady	g	1-3	0-0	0-0	0	0	0	0	2	0	3	0	0	12
35	Pemsl, Cordell	g	2-2	0-0	0-0	2	1	3	4	4	0	2	0	0	7
Team						3	1	4			1				
Totals			32-64	7-24	33-40	17	28	45	17	104	14	17	4	8	225

FG % 1st Half: 13-29 44.8% 2nd half: 16-30 53.3% OT: 3-5 60.0% Game: 32-64 50.0%
 3FG % 1st Half: 1-8 12.5% 2nd half: 5-15 33.3% OT: 1-1 100.0% Game: 7-24 29.2%
 FT % 1st Half: 14-14 100.0% 2nd half: 12-15 80.0% OT: 7-11 63.6% Game: 33-40 82.5%

Illinois 97 • 10-8, 0-5

#	Player	Total		3-Ptr		Rebounds			PF	TP	A TO Blk Stl				Min
		FG-FGA	FT-FTA	FG-FGA	FT-FTA	Off	Def	Tot			A	TO	Blk	Stl	
12	Black, Leron	f	8-12	0-0	2-3	2	1	3	5	18	0	0	0	0	18
43	Finke, Michael	f	2-7	0-3	0-0	2	2	4	3	4	2	0	0	1	21
01	Frazier, Trent	g	10-20	7-11	0-1	0	2	2	2	27	3	3	0	1	40
20	Williams, Da'Monte	g	1-3	1-2	1-1	0	2	2	5	4	3	3	0	0	27
24	Alstork, Mark	g	1-3	1-2	0-0	0	1	1	5	3	3	3	1	0	21
02	Nichols, Kipper	g	3-7	1-2	6-6	2	3	5	5	13	2	2	1	1	22
11	Eboigbodin, Greg	g	4-7	0-0	0-1	3	1	4	2	8	2	0	0	0	25
13	Smith, Mark	g	1-5	0-2	0-0	1	1	2	2	2	3	1	0	1	17
23	Jordan, Aaron	g	6-10	4-8	2-2	2	0	2	2	18	4	1	1	1	34
Team						0	1	1			1				
Totals			36-74	14-30	11-14	12	14	26	31	97	22	14	3	5	225

FG % 1st Half: 20-37 54.1% 2nd half: 13-26 50.0% OT: 3-11 27.3% Game: 36-74 48.6%
 3FG % 1st Half: 9-15 60.0% 2nd half: 4-8 50.0% OT: 1-7 14.3% Game: 14-30 46.7%
 FT % 1st Half: 5-6 83.3% 2nd half: 6-8 75.0% OT: 0-0 0.0% Game: 11-14 78.6%

Officials: Paul Szec, Lamont Simpson, Bill Ek
 Technical fouls: Iowa-None. Illinois-None.
 Attendance: 11326

Score by periods	1st	2nd	OT	Total
Iowa	41	49	14	104
Illinois	54	36	7	97

Last FG - IOWA OT-01:45, ILL OT-00:14.
 Largest lead - IOWA by 10 OT-01:12, ILL by 20 1st-03:53.
 IOWA led for 08:42. ILL led for 34:21. Game was tied for 01:57.

	In	Off	2nd	Fast	Bench
Points	Paint	T/O	Chance	Break	
IOWA	38	15	18	4	13
ILL	42	22	16	9	41

Score tied - 5 times.
 Lead changed - 2 times.

Game 18 - Maryland 91, Iowa 73

Official Basketball Box Score -- Game Totals -- Final Statistics

Iowa vs Maryland

01/07/18 8:00 pm at College Park, Md.

Iowa 73 • 9-9 (0-5)

#	Player	Total		3-Ptr		Rebounds			PF	TP	A TO Blk Stl				Min
		FG-FGA	FT-FTA	FG-FGA	FT-FTA	Off	Def	Tot			A	TO	Blk	Stl	
05	Cook, Tyler	f	3-7	0-0	1-4	0	1	1	5	7	1	3	0	1	27
51	Baer, Nicholas	f	3-6	1-2	0-0	4	7	11	2	7	4	0	2	0	28
55	Garza, Luka	f	3-3	0-0	0-0	0	1	1	3	6	0	2	1	0	16
03	Bohannon, Jordan	g	5-13	5-10	2-2	0	2	2	3	17	5	6	0	0	36
04	Moss, Isaiah	g	10-16	4-6	1-1	0	1	1	0	25	2	1	0	1	32
00	Wagner, Ahmad	g	1-2	0-1	0-0	1	1	2	1	2	0	1	0	0	10
01	Dailey, Maishe	g	2-6	1-2	0-1	1	3	4	0	5	3	0	0	0	22
02	Nunge, Jack	g	0-0	0-0	0-0	0	1	1	0	0	0	0	0	0	3
15	Kriener, Ryan	g	1-2	0-0	0-0	0	0	0	3	2	0	1	0	0	5
35	Pemsl, Cordell	g	0-2	0-0	2-2	0	2	2	1	2	2	3	0	0	21
Team						3	0	3							
Totals			28-57	11-21	6-10	9	19	28	20	73	17	17	3	2	200

FG % 1st Half: 16-29 55.2% 2nd half: 12-28 42.9% Game: 28-57 49.1%
 3FG % 1st Half: 7-10 70.0% 2nd half: 4-11 36.4% Game: 11-21 52.4%
 FT % 1st Half: 5-7 71.4% 2nd half: 1-3 33.3% Game: 6-10 60.0%

Maryland 91 • 14-4 (3-2)

#	Player		Total		3-Ptr		Rebounds			PF	TP	A TO Blk Stl				Min
			FG-FGA	FT-FTA	FG-FGA	FT-FTA	Off	Def	Tot			A	TO	Blk	Stl	
04	Kevin Huertler	f	4-9	2-5	2-2	1	5	6	2	12	6	1	0	0	24	
15	Mikhail Cekoovsky	f	5-5	0-0	3-5	1	1	2	3	13	1	5	0	0	33	
23	Bruno Fernando	c	8-11	0-0	5-7	2	5	7	2	21	2	2	1	0	34	
01	Anthony Cowan	g	4-11	0-4	7-9	0	1	1	2	15	7	0	0	1	37	
10	Darryl Morsell	g	6-12	0-1	2-2	2	6	8	3	14	3	1	0	1	31	
05	Dion Wiley		4-5	2-3	0-0	0	2	2	0	10	0	0	0	0	15	
11	Jared Nickens		0-4	0-4	0-0	0	0	0	2	0	0	0	0	0	14	
33	Joshua Tomic		3-3	0-0	0-0	3	1	4	0	6	0	0	0	0	11	
	Team					0	1	1								
Totals			34-60	4-17	19-25	9	22	31	14	91	19	9	1	2	199	

Game 21 - #3 Purdue 87, Iowa 64

Official Basketball Box Score -- Game Totals -- Final Statistics
Purdue vs Iowa
01/20/18 11:01 a.m. at Carver-Hawkeye Arena - Iowa City, IA

Purdue 87 • 19-2, 8-0

#	Player	Total		3-Ptr		Rebounds			PF	TP	A TO Blk Stl				Min
		FG-FGA	FG-FGA	FT-FTA	FT-FTA	Off	Def	Tot							
12	Edwards, Vincent	f	8-11	3-5	0-0	0	3	3	0	19	2	2	2	0	28
44	Haas, Isaac	c	1-1	0-0	1-4	2	1	3	3	3	0	1	1	0	18
40	Edwards, Carsen	f	8-15	6-9	0-0	1	2	3	3	22	8	0	0	2	28
11	Thompson, P.J.	g	5-7	4-6	0-0	1	1	2	2	14	1	0	0	0	22
31	Mathias, Dakota	g	4-8	4-6	0-0	0	5	5	0	12	5	1	0	2	30
14	Cline, Ryan	g	3-6	3-6	0-0	0	0	0	0	9	2	0	0	0	18
15	Luce, Tommy	g	0-1	0-0	0-0	0	0	0	0	0	0	1	0	0	1
20	Eastern, Nojel	g	1-3	0-0	0-0	1	1	2	3	2	2	0	0	0	18
23	Taylor, Jacquil	g	0-1	0-0	0-0	0	0	0	2	0	1	0	0	0	8
24	Eifert, Grady	g	0-2	0-0	0-0	1	2	3	1	0	0	1	0	0	12
32	Haarms, Matt	g	3-4	0-1	0-0	1	3	4	3	6	3	2	2	0	17
Team						1	4	5			2				
Totals			33-59	20-33	1-4	8	22	30	17	87	23	11	5	4	200

FG % 1st Half: 20-29 69.0% 2nd half: 13-30 43.3% Game: 33-59 55.9% Deadball Rebounds 2
 3FG % 1st Half: 11-16 68.8% 2nd half: 9-17 52.9% Game: 20-33 60.6%
 FT % 1st Half: 0-0 0.0% 2nd half: 1-4 25.0% Game: 1-4 25.0%

Iowa 64 • 10-11, 1-7

#	Player	Total		3-Ptr		Rebounds			PF	TP	A TO Blk Stl				Min
		FG-FGA	FG-FGA	FT-FTA	FT-FTA	Off	Def	Tot							
05	Cook, Tyler	f	3-8	0-0	3-4	0	2	2	0	9	1	4	1	1	26
51	Baer, Nicholas	f	3-6	0-2	0-0	5	2	7	0	6	2	0	1	0	26
55	Garza, Luka	f	8-10	2-3	1-2	3	0	3	1	19	2	2	1	1	20
03	Bohannon, Jordan	g	3-9	1-5	2-2	0	2	2	1	9	4	0	0	2	33
04	Moss, Isaiah	g	1-7	1-3	0-0	1	2	3	0	3	5	0	0	0	15
00	Wagner, Ahmad	g	0-1	0-0	0-1	0	0	0	1	0	0	1	0	0	7
01	Dailey, Maishe	g	1-4	1-2	0-3	0	4	4	0	3	1	0	0	0	19
02	Nunge, Jack	g	0-3	0-2	0-0	1	1	2	1	0	2	1	1	2	12
11	Rose, Charlie	g	1-1	0-0	0-0	0	0	0	0	2	0	0	0	0	0+
20	Till, Riley	g	0-0	0-0	0-0	0	0	0	0	0	0	0	0	0	2
24	Ellingson, Brady	g	1-5	1-1	0-0	0	0	0	0	9	0	0	0	0	14
25	Uhl, Dom	g	1-2	0-0	0-0	0	2	2	1	2	1	1	0	0	8
35	Pemsl, Cordell	g	1-3	0-0	0-0	2	4	6	2	2	0	1	0	0	18
Team						1	0	1			1				
Totals			26-59	6-18	6-12	13	19	32	7	64	18	11	4	6	200

FG % 1st Half: 8-32 25.0% 2nd half: 18-27 66.7% Game: 26-59 44.1% Deadball Rebounds 4
 3FG % 1st Half: 2-12 16.7% 2nd half: 4-6 66.7% Game: 6-18 33.3%
 FT % 1st Half: 2-2 100.0% 2nd half: 4-10 40.0% Game: 6-12 50.0%

Officials: Terry Wymer, Larry Sciotto, Bill Ek
 Technical fouls: Purdue-None. Iowa-None.
 Attendance: 14822

Score by periods	1st	2nd	Total
Purdue	51	36	87
Iowa	20	44	64

Points	In	Off	2nd	Fast	Bench
PURDUE	20	21	5	5	17
IOWA	24	10	9	2	18

Last FG - PURDUE 2nd-01:50, IOWA 2nd-00:05.
 Largest lead - PURDUE by 37 2nd-16:22, IOWA by 3 1st-17:50.
 PURDUE led for 36:10. IOWA led for 00:35. Game was tied for 03:15.

Score tied - 2 times.
 Lead changed - 1 time.

Game 23 - Nebraska 98, Iowa 84

Official Basketball Box Score -- Game Totals -- Final Statistics
Iowa vs Nebraska
01/27/18 7:12 p.m. at Pinnacle Bank Arena (Lincoln, Neb.)

Iowa 84 • 11-12, 2-8

#	Player	Total		3-Ptr		Rebounds			PF	TP	A TO Blk Stl				Min
		FG-FGA	FG-FGA	FT-FTA	FT-FTA	Off	Def	Tot							
05	Cook, Tyler	f	11-18	0-0	2-5	5	5	10	3	24	0	1	2	1	35
51	Baer, Nicholas	f	2-6	1-4	0-0	2	2	4	3	5	5	2	1	2	25
55	Garza, Luka	f	2-5	1-3	3-4	1	3	4	5	8	0	1	0	0	18
03	Bohannon, Jordan	g	8-15	6-11	2-2	0	0	0	2	24	7	0	0	1	40
04	Moss, Isaiah	g	1-6	0-1	0-0	1	1	2	1	2	4	1	0	1	18
00	Wagner, Ahmad	g	2-3	0-0	0-0	0	1	1	3	4	0	0	0	0	7
01	Dailey, Maishe	g	1-1	0-0	0-0	0	0	0	0	2	0	1	0	0	10
02	Nunge, Jack	g	1-5	1-2	2-2	1	3	4	1	5	1	1	1	1	22
25	Uhl, Dom	g	0-1	0-0	0-0	1	0	1	2	0	1	0	0	0	7
35	Pemsl, Cordell	g	5-6	0-0	0-1	0	2	2	2	10	2	1	0	0	18
Team						0	0	0			1				
Totals			33-66	9-21	9-14	11	17	28	22	84	20	9	4	6	200

FG % 1st Half: 14-32 43.8% 2nd half: 19-34 55.9% Game: 33-66 50.0% Deadball Rebounds 1
 3FG % 1st Half: 4-9 44.4% 2nd half: 5-12 41.7% Game: 9-21 42.9%
 FT % 1st Half: 2-5 40.0% 2nd half: 7-9 77.8% Game: 9-14 64.3%

Nebraska 98 • 16-8, 7-4

#	Player	Total		3-Ptr		Rebounds			PF	TP	A TO Blk Stl				Min
		FG-FGA	FG-FGA	FT-FTA	FT-FTA	Off	Def	Tot							
14	Copeland, Isaac	f	8-11	4-5	3-6	4	7	11	1	23	2	0	1	1	31
15	Roby, Isaiah	f	5-10	1-1	6-8	3	5	8	3	17	2	1	3	2	30
05	Watson Jr., Glynn	g	0-3	0-0	4-4	0	3	3	1	4	4	2	0	1	33
13	Gill, Anton	g	1-3	1-3	0-0	0	1	1	1	3	1	3	0	0	21
24	Palmer Jr., James	g	7-12	3-6	11-14	0	2	2	1	28	5	3	0	1	34
11	Taylor, Evan	g	4-5	1-1	0-0	0	3	3	3	9	3	1	0	0	23
12	Allen, Thomas	g	1-3	1-3	0-0	0	0	0	0	3	0	0	0	0	9
23	Tshimanga, Jordy	g	4-5	0-0	3-4	4	4	8	4	11	1	1	0	0	19
Team						0	1	1							
Totals			30-52	11-19	27-36	11	26	37	14	98	18	11	4	5	200

FG % 1st Half: 15-27 55.6% 2nd half: 15-25 60.0% Game: 30-52 57.7% Deadball Rebounds 3
 3FG % 1st Half: 5-11 45.5% 2nd half: 6-8 75.0% Game: 11-19 57.9%
 FT % 1st Half: 13-16 81.3% 2nd half: 14-20 70.0% Game: 27-36 75.0%

Officials: D.J. Carstensen, Pat Driscoll, Donnie Eppley
 Technical fouls: Iowa-None. Nebraska-None.
 Attendance: 15952
 ACTUAL ATTENDANCE: 15268

Score by periods	1st	2nd	Total
Iowa	34	50	84
Nebraska	48	50	98

Points	In	Off	2nd	Fast	Bench
IOWA	42	18	8	6	21
NEB	48	12	10	6	23

Last FG - IOWA 2nd-00:12, NEB 2nd-01:03.
 Largest lead - IOWA by 5 1st-16:54, NEB by 17 2nd-01:03.
 IOWA led for 02:19. NEB led for 35:45. Game was tied for 01:56.

Score tied - 2 times.
 Lead changed - 2 times.

Game 22 - Iowa 85, Wisconsin 67

Official Basketball Box Score -- Game Totals -- Final Statistics
Wisconsin vs Iowa
01/23/18 6:01 p.m. at Carver-Hawkeye Arena - Iowa City, IA

Wisconsin 67 • 10-11, 3-5

#	Player	Total		3-Ptr		Rebounds			PF	TP	A TO Blk Stl				Min
		FG-FGA	FG-FGA	FT-FTA	FT-FTA	Off	Def	Tot							
21	Iverson, Khalil	f	7-16	0-3	3-5	1	6	7	0	17	4	2	1	1	31
22	Happ, Ethan	f	8-14	0-0	5-5	2	8	10	5	21	5	4	0	3	30
35	Reuvers, Nate	f	1-7	0-0	3-4	3	1	4	2	5	2	0	0	0	25
01	Pritzl, Brevin	g	2-8	1-6	0-0	0	1	1	5	5	2	1	0	1	25
34	Davison, Brad	g	2-10	2-6	0-0	1	1	2	3	6	2	3	0	2	31
02	Ford, Aleem	g	1-2	1-1	0-0	0	1	1	1	3	0	0	0	0	20
05	Moesch, Aaron	g	0-0	0-0	0-0	0	0	0	0	0	0	0	0	0	4
15	Thomas, Charles	g	5-5	0-0	0-0	2	3	5	3	10	0	0	0	0	17
20	Shlundt, T.J.	g	0-1	0-1	0-0	0	0	0	1	0	0	0	0	0	10
25	Illikainen, Alex	g	0-2	0-1	0-0	0	0	0	0	0	0	0	0	0	7
Team						1	1	2							
Totals			26-65	4-18	11-14	10	22	32	20	67	15	10	1	7	200

FG % 1st Half: 12-31 38.7% 2nd half: 14-34 41.2% Game: 26-65 40.0% Deadball Rebounds 1
 3FG % 1st Half: 2-7 28.6% 2nd half: 2-11 18.2% Game: 4-18 22.2%
 FT % 1st Half: 2-5 40.0% 2nd half: 9-9 100.0% Game: 11-14 78.6%

Iowa 85 • 11-11, 2-7

#	Player		Total		3-Ptr		Rebounds			PF	TP					Min
			FG-FGA	FG-FGA	FT-FTA	Off	Def	Tot	A			TO	Blk	Stl		
05	Cook, Tyler	f	8-13	0-0	1-2	3	2	5	2	17	1	2	0	1	24	
51	Baer, Nicholas	f	2-8	1-6	0-0	1	2	3	4	5	2	0	1	1	23	
55	Garza, Luka	f	6-9	1-1	4-6	4	12	16	3	17	0	1	1	1	28	
03	Bohannon, Jordan	g	5-12	1-6	2-2	0	3	3	1	13	11	2	0	1	38	
04	Moss, Isaiah	g	5-12	3-4	2-2	0	3	3	0	15	4	1	0	3	30	
00	Wagner, Ahmad		1-1	0-0	1-2	1	0	1	2	3	0	0	0	0	14	
01	Dailey, Maishe		1-2	0-1	0-0	0	3	3	0	2	1	1	0	0	12	
02	Nunge, Jack		1-1	0-0	0-0	0	0	0	1	2	0	0	0	0	2	
35	Pemsl, Cordell		2-2	0-0	7-8	1	6	7	4	11	1	3	1	0	29	
Team						0	0	0								
Totals			31-60	6-18	17-22	10	31	41	17	85	20	11	3	7	200	
FG % 1st Half: 15-32 46.9% 2nd half: 16-28 57.1% Game: 31-60 51.7% Deadball																
3FG % 1st Half: 3-10 30.0% 2nd half: 3-8 37.5% Game: 6-18 33.3% Rebounds																
FT % 1st Half: 4-6 66.7% 2nd half: 13-16 81.3% Game: 17-22 77.3% 2																

Game 25 - Penn State 82, Iowa 58

Official Basketball Box Score -- Game Totals -- Final Statistics
Iowa vs Penn State
02/03/18 6 p.m. at University Park, Pa. (Bryce Jordan Ctr)

Iowa 58 • 12-13, 3-9

#	Player		Total		3-Ptr		Rebounds			PF	TP	A TO Blk Stl			Min
			FG-FGA	FG-FGA	FT-FTA	Off	Def	Total							
05	Cook, Tyler	f	8-12	0-0	3-6	2	4	6	3	19	1	2	0	0	31
51	Baer, Nicholas	f	1-4	0-3	0-0	3	3	6	1	2	0	0	1	1	21
55	Garza, Luka	f	3-13	0-2	7-9	2	4	6	2	13	0	2	0	1	24
03	Bohannon, Jordan	g	1-3	1-3	0-0	0	0	0	1	3	3	3	0	1	24
04	Moss, Isaiah	g	1-6	0-1	2-2	0	1	1	0	4	1	0	0	0	21
00	Wagner, Ahmad		0-0	0-0	0-0	0	0	0	0	0	0	0	0	0	4
01	Dailey, Maishe		2-4	0-1	0-0	0	1	1	4	4	0	3	0	1	26
02	Nunge, Jack		2-7	0-0	0-0	2	0	2	1	4	0	0	0	0	22
25	Uhl, Dom		0-0	0-0	0-0	1	2	3	0	0	2	0	0	0	8
35	Pemsl, Cordell		3-6	0-0	3-5	1	2	3	2	9	0	3	0	0	19
	Team					1	1	2							
Totals			21-55	1-10	15-22	12	18	30	14	58	7	13	1	4	200

FG % 1st Half: 12-30 40.0% 2nd half: 9-25 36.0% Game: 21-55 38.2%
 3FG % 1st Half: 1-3 33.3% 2nd half: 0-7 0.0% Game: 1-10 10.0%
 FT % 1st Half: 3-5 60.0% 2nd half: 12-17 70.6% Game: 15-22 68.2%

Penn State 82 • 16-9, 6-6

#	Player		Total		3-Ptr		Rebounds				PF	TP	A TO Blk Stl				Min
			FG-FGA	FG-FGA	FT-FTA	Off	Def	Total	PF	TP			A	TO	Blk	Stl	
11	Stevens, Lamar	f	8-18	0-3	1-2	2	4	6	3	17	2	3	4	1	36		
24	Watkins, Mike	f	9-10	0-0	1-2	2	8	10	3	19	0	1	1	2	30		
10	Carr, Tony	g	6-13	2-4	2-2	1	5	6	2	16	3	3	0	0	35		
23	Reaves, Josh	g	4-5	0-0	3-4	1	1	2	3	11	5	1	0	1	20		
33	Garner, Shep	g	3-8	3-7	0-0	0	2	2	2	9	0	1	0	0	30		
01	Zemgulis, Deivis		0-0	0-0	0-0	0	0	0	0	0	0	0	0	0	1		
04	Bostick, Nazeer		2-5	0-1	0-0	1	3	4	2	4	1	0	0	1	23		
05	Wheeler, Jamari		1-3	0-0	0-0	1	2	3	2	2	1	0	0	0	12		
21	Harrar, John		1-1	0-0	0-0	0	0	0	0	2	0	0	0	0	2		
44	Moore, Julian		1-1	0-0	0-0	1	0	1	2	2	1	0	1	0	11		
	Team					2	1	3									
Totals			35-64	5-15	7-10	11	26	37	19	82	13	11	6	5	200		

FG % 1st Half: 20-34 58.8% 2nd half: 15-30 50.0% Game: 35-64 54.7%
 3FG % 1st Half: 4-8 50.0% 2nd half: 1-7 14.3% Game: 5-15 33.3%
 FT % 1st Half: 3-4 75.0% 2nd half: 4-6 66.7% Game: 7-10 70.0%

Officials: D.J. Carstensen, Paul Szelc, Kelly Pfeifer
 Technical fouls: Iowa-None. Penn State-None.
 Attendance: 10394

Score by periods	1st	2nd	Total
Iowa	28	30	58
Penn State	47	35	82

Points	In	Off	2nd	Fast	Bench
IOWA	Paint	T/O	Chance	Break	
PSU	30	15	13	2	17
	50	15	18	11	10

Last FG - IOWA 2nd-01:55, PSU 2nd-00:40.
 Largest lead - IOWA by 3 1st-19:23, PSU by 25 2nd-04:20.
 IOWA led for 01:50. PSU led for 36:16. Game was tied for 01:54.

Score tied - 2 times.
 Lead changed - 3 times.

Game 27 - #14 Ohio State 82, Iowa 64

Official Basketball Box Score -- Game Totals -- Final Statistics
Iowa vs Ohio State
02/10/18 6:00 p.m. at Columbus, Ohio (Value City Arena)

Iowa 64 • 12-15, 3-11 B1G

#	Player		Total		3-Ptr		Rebounds			PF	TP	A			Min	
			FG	FGA	FG	FGA	FT	FTA	Off			Def	Tot	To		Blk
00	Wagner, Ahmad	f	1-2	0-0	0-0		0	1	1	3	2	0	0	0	13	
05	Cook, Tyler	f	4-9	0-0	0-0		0	4	4	2	8	1	4	0	26	
55	Garza, Luka	f	4-9	0-1	0-0		2	2	4	3	8	1	1	2	24	
03	Bohannon, Jordan	g	4-11	3-8	0-0		0	1	1	1	11	5	2	0	36	
04	Moss, Isaiah	g	2-7	1-3	2-2		1	2	3	1	7	0	0	1	20	
01	Dailey, Maishe		0-5	0-3	1-2		1	0	1	1	1	1	1	0	13	
02	Nunge, Jack		6-12	1-4	5-5		3	2	5	0	18	1	0	0	21	
15	Kriener, Ryan		1-1	0-0	0-1		0	1	1	2	2	0	0	0	10	
24	Ellingson, Brady		0-0	0-0	0-0		0	1	1	2	0	0	0	0	7	
25	Uhl, Dom		0-0	0-0	0-0		0	1	1	0	0	0	1	0	2	
35	Pemsl, Cordell		2-2	0-0	0-0		1	0	1	1	4	1	1	0	12	
51	Baer, Nicholas		1-1	1-1	0-0		1	2	3	2	3	2	2	1	16	
	Team						1	2	3							
Totals			25-59	6-20	8-10		10	19	29	18	64	12	12	4	2	200

FG % 1st Half: 14-28 50.0% 2nd half: 11-31 35.5% Game: 25-59 42.4%
 3FG % 1st Half: 2-9 22.2% 2nd half: 4-11 36.4% Game: 6-20 30.0%
 FT % 1st Half: 2-3 66.7% 2nd half: 6-7 85.7% Game: 8-10 80.0%

Ohio State 82 • 22-5, 13-1 B1G

#	Player		Total		3-Ptr		Rebounds			PF	TP	A			Min
			FG	FGA	FT	FTA	Off	Def	Tot			To	Blk	Stl	
01	Tate, Jae'Sean	f	5-8	1-2	0-2	1	3	4	1	11	4	0	0	1	26
24	Wesson, Andre	f	1-6	1-4	0-0	0	0	0	2	3	3	2	0	1	30
33	Bates-Diop, Keita	f	4-9	3-7	3-4	0	8	8	2	14	4	0	0	1	26
34	Wesson, Kaleb	f	5-8	0-0	8-11	5	2	7	3	18	0	1	2	1	24
03	Jackson, C.J.	g	5-7	3-4	1-1	0	2	2	2	14	5	1	0	1	26
00	Potter, Micah		4-7	0-1	2-2	1	4	5	2	10	0	0	1	0	14
02	Jallow, Musa		2-3	0-1	0-0	1	2	3	1	4	0	0	0	1	19
13	Dakich, Andrew		2-4	1-2	1-1	0	2	2	1	6	1	2	0	2	21
14	Lane, Joey		0-2	0-1	0-0	0	0	0	1	0	0	1	0	0	3
25	Young, Kyle		1-1	0-0	0-0	0	1	1	1	2	1	1	0	0	7
45	Lehmann, Matt		0-0	0-0	0-0	0	1	1	1	0	0	1	0	0	2
43	Fulton, Connor		0-0	0-0	0-0	0	0	0	0	0	0	0	0	0	2
	Team					0	0	0				1			
Totals			29-55	9-22	15-21	8	25	33	17	82	18	10	3	8	200

FG % 1st Half: 14-25 56.0% 2nd half: 15-30 50.0% Game: 29-55 52.7%
 3FG % 1st Half: 6-10 60.0% 2nd half: 3-12 25.0% Game: 9-22 40.9%
 FT % 1st Half: 8-12 66.7% 2nd half: 7-9 77.8% Game: 15-21 71.4%

Officials: Gene Steratore, Lamont Simpson, Rob Riley
 Technical fouls: Iowa-None. Ohio State-None.
 Attendance: 18809

Score by periods	1st	2nd	Total
Iowa	32	32	64
Ohio State	42	40	82

Points	In	Off	2nd	Fast	Bench
IOWA	Paint	T/O	Chance	Break	
OSU	32	12	15	3	28
	38	18	11	8	22

Last FG - IOWA 2nd-00:09, OSU 2nd-02:11.
 Largest lead - IOWA by 3 1st-09:59, OSU by 29 2nd-06:36.
 IOWA led for 03:17. OSU led for 35:47. Game was tied for 00:56.

Score tied - 1 time.
 Lead changed - 5 times.

Game 26 - #4 Michigan State 96, Iowa 93

Official Basketball Box Score -- Game Totals -- Final Statistics
Michigan State vs Iowa
02/06/18 8:05 p.m. at Carver-Hawkeye Arena - Iowa City, IA

Michigan State 96 • 23-3, 11-2

#	Player	Total		3-Ptr		Rebounds			PF	TP	A TO Blk Stl			Min	
		FG-FGA	FG-FGA	FT-FTA	Off	Def	Total								
02	Jackson Jr., Jaren	f	4-5	1-1	2-2	1	4	5	3	11	2	1	2	0	19
44	Ward, Nick	f	7-9	0-0	3-4	2	2	4	4	17	0	0	0	1	12
01	Langford, Joshua	g	5-9	1-2	4-4	0	1	1	1	15	2	4	0	0	30
05	Winston, Cassius	g	2-7	1-3	4-4	0	3	3	1	9	8	2	1	0	23
22	Bridges, Miles	g	8-14	2-5	7-9	0	4	4	2	25	4	1	0	1	32
11	Nairn Jr., Lourawls		1-1	0-0	0-0	0	0	0	1	2	2	1	0	0	17
20	McQuaid, Matt		2-5	2-5	2-2	0	0	0	1	8	0	0	0	0	22
23	Tillman, Xavier		0-2	0-0	0-0	1	1	2	1	0	0	1	1	0	7
25	Goins, Kenny		3-4	1-1	0-0	1	8	9	3	7	2	0	0	1	25
34	Schilling, Gavin		0-1	0-0	2-4	1	2	3	2	2	0	0	0	0	13
	Team					1	2	3							
Totals			32-57	8-17	24-29	7	27	34	19	96	20	10	4	3	200

FG % 1st Half: 16-27 59.3% 2nd half: 16-30 53.3% Game: 32-57 56.1%
 3FG % 1st Half: 4-8 50.0% 2nd half: 4-9 44.4% Game: 8-17 47.1%
 FT % 1st Half: 12-13 92.3% 2nd half: 12-16 75.0% Game: 24-29 82.8%

Iowa 93 • 12-14, 3-10

#	Player		Total		3-Ptr		Rebounds			PF	TP	A			Min
			FG-FGA	FG-FGA	FT-FTA	Off	Def	Total	To			Blk	Stl		
05	Cook, Tyler	f	11-22	0-0	4-8	1	2	3	3	26	4	0	1	1	37
51	Baer, Nicholas	f	1-4	0-2	0-0	0	3	3	4	2	4	0	1	2	21
55	Garza, Luka	f	4-8	0-1	1-1	2	1	3	2	9	3	0	0	0	22
03	Bohannon, Jordan	g	6-12	5-8	0-0	0	5	5	4	17	6	0	0	0	32
04	Moss, Isaiah	g	3-8	1-3	4-5	2	2	4	3	11	4	1	0	0	27
00	Wagner, Ahmad		1-1	0-0	0-1	0	0	0	0	2	0	0	0	0	4
01	Dailey, Maishe		5-7	3-5	0-0	0	0	0	2	13	1	2	0	1	17
02	Nunge, Jack		1-3	0-1	0-0	1	1	2	0	2	2	2	0	1	15
15	Kriener, Ryan		0-0	0-0	0-0	0	0	0	1	0	0	1	0	0	2
24	Ellingson, Brady		0-0	0-0	0-0	0	0	0	0	0	0	0	0	0	4
35	Pemsl, Cordell		4-4	0-0	3-4	2	5	7	3	11	2	0	1	1	19
	Team					2	1	3				2			
Totals			36-69	9-20	12-19	10	20	30	22	93	26	8	3	6	200

Game 29 - Indiana 84, Iowa 82

Official Basketball Box Score -- Game Totals -- Final Statistics

Indiana vs Iowa

02/17/18 1:05 p.m. at Carver-Hawkeye Arena - Iowa City, IA

Indiana 84 • 16-12, 9-7

#	Player	Total		3-Ptr		Rebounds			PF	TP	A	TO	Blk	Stl	Min
		FG-FGA	FG-FGA	FT-FTA	Off	Def	Tot								
13	Morgan, Juwan	f	5-9	1-2	1-1	1	1	2	4	12	1	3	0	0	27
21	McSwain Jr., Freddie	f	2-5	0-0	0-0	1	1	2	3	4	2	1	0	1	16
04	Johnson, Robert	g	10-14	9-12	0-1	0	3	3	0	29	4	1	0	1	38
11	Green, Devonte	g	7-10	4-5	0-0	1	3	4	1	18	6	1	0	1	31
15	McRoberts, Zach	g	1-3	0-2	0-0	0	2	2	2	2	1	0	0	0	24
01	Aljami Durham		0-1	0-1	0-0	0	0	0	1	0	2	0	0	1	12
02	Newkirk, Josh		2-5	0-1	0-0	0	2	2	1	4	1	3	1	0	15
03	Smith, Justin		5-7	0-0	5-7	1	2	3	5	15	1	1	0	1	20
30	Hartman, Collin		0-3	0-1	0-0	0	1	1	2	0	5	0	1	2	17
	Team					0	0	0							
	Totals		32-57	14-24	6-9	4	15	19	19	84	23	10	2	7	200
FG % 1st Half: 17-32 53.1%		2nd half: 15-25 60.0%	Game: 32-57 56.1%		Deadball										
3FG % 1st Half: 6-12 50.0%		2nd half: 8-12 66.7%	Game: 14-24 58.3%		Rebounds										
FT % 1st Half: 2-2 100.0		2nd half: 4-7 57.1%	Game: 6-9 66.7%		1										

Iowa 82 • 12-17, 3-13

#	Player	Total		3-Ptr		Rebounds			PF	TP	A	TO	Blk	Stl	Min
		FG-FGA	FG-FGA	FT-FTA	Off	Def	Tot								
02	Nunge, Jack	f	2-3	2-2	0	5	5	1	8	1	2	2	1	21	
05	Cook, Tyler	f	9-15	0-0	10-12	5	5	10	3	28	4	5	1	2	35
55	Garza, Luka	f	6-8	1-1	4-4	2	1	3	1	17	3	1	0	0	29
03	Bohannon, Jordan	g	3-12	2-10	2-2	0	3	3	2	10	7	2	0	1	36
04	Moss, Isaiah	g	2-4	1-3	0-0	0	1	1	0	5	0	2	0	0	18
00	Wagner, Ahmad		1-1	0-0	0-0	2	1	3	2	2	1	0	0	0	12
01	Dailey, Maishe		2-2	2-2	1-2	0	1	1	1	7	0	3	0	0	13
15	Kriener, Ryan		0-0	0-0	0-0	0	0	0	3	0	0	0	0	2	6
24	Ellingson, Brady		0-0	0-0	0-0	0	0	0	0	0	1	1	0	0	6
35	Pemsl, Cordell		1-1	0-0	0-0	0	1	1	0	2	1	0	0	0	7
51	Baer, Nicholas		1-3	1-2	0-0	1	3	4	2	3	2	1	0	0	17
	Team					0	2	2							
	Totals		27-49	9-21	19-22	10	23	33	15	82	20	17	3	6	200
FG % 1st Half: 17-24 70.8%		2nd half: 10-25 40.0%	Game: 27-49 55.1%		Deadball										
3FG % 1st Half: 5-9 55.6%		2nd half: 4-12 33.3%	Game: 9-21 42.9%		Rebounds										
FT % 1st Half: 6-8 75.0%		2nd half: 13-14 92.9%	Game: 19-22 86.4%		0										

Officials: Larry Sciroto, Paul Szelc, Bill Ek
 Technical fouls: Indiana-None. Iowa-None.
 Attendance: 15229
 Fouled Out - Indiana: Smith (01:50)

Score by periods	1st	2nd	Total
Indiana	42	42	84
Iowa	45	37	82

	In	Off	2nd	Fast	Bench
Points	Paint	T/O	Chance	Break	
IND	34	18	7	7	19
IOWA	30	14	14	7	14

Last FG - IND 2nd-00:49, IOWA 2nd-02:14.
 Largest lead - IND by 13 2nd-11:06, IOWA by 13 1st-13:41.
 IND led for 14:44. IOWA led for 21:20. Game was tied for 03:56.

Score tied - 7 times.
 Lead changed - 3 times.



IOWA HAWKEYE BASKETBALL
Iowa Combined Team Statistics (as of Feb 17, 2018)
Conference games only

RECORD:	OVERALL	HOME	AWAY	NEUTRAL
ALL GAMES	3-13	2-6	1-7	0-0
CONFERENCE	3-13	2-6	1-7	0-0
NON-CONFERENCE	0-0	0-0	0-0	0-0

##	Player	gp-gs	min	avg	Total		3-Point		F-Throw		Rebounds				pf	dq	a	to	blk	stl	pts	avg
					fg-fga	fg%	3fg-fga	3fg%	ft-fa	ft%	off	def	tot	avg								
05	Cook, Tyler	16-16	479	29.9	110-202	.545	1-3	.333	56-86	.651	40	76	116	7.3	41	1	26	41	9	15	277	17.3
03	Bohannon, Jordan	16-16	551	34.4	72-170	.424	48-115	.417	33-34	.971	0	33	33	2.1	31	0	91	36	0	12	225	14.1
55	Garza, Luka	16-15	367	22.9	70-130	.538	6-22	.273	43-56	.768	38	51	89	5.6	39	1	17	19	10	5	189	11.8
04	Moss, Isaiah	16-16	378	23.6	51-133	.383	18-47	.383	22-25	.880	8	29	37	2.3	16	0	31	20	4	10	142	8.9
35	Pemsl, Cordell	16-0	278	17.4	34-54	.630	0-0	.000	22-32	.688	11	52	63	3.9	31	0	19	23	3	3	90	5.6
51	Baer, Nicholas	16-12	363	22.7	32-76	.421	15-47	.319	7-13	.538	28	42	70	4.4	36	1	31	16	17	12	86	5.4
02	Nunge, Jack	16-4	214	13.4	23-60	.383	9-24	.375	11-11	1.000	15	21	36	2.3	19	0	12	14	11	7	66	4.1
01	Dailey, Maishe	16-0	262	16.4	25-63	.397	11-28	.393	4-14	.286	2	31	33	2.1	11	0	21	18	1	5	65	4.1
24	Ellingson, Brady	11-0	102	9.3	11-23	.478	4-6	.667	1-2	.500	0	4	4	0.4	5	0	9	6	1	1	27	2.5
11	Rose, Charlie	1-0	0	0.0	1-1	1.000	0-0	.000	0-0	.000	0	0	0	0.0	0	0	0	0	0	0	2	2.0
15	Kriener, Ryan	10-0	71	7.1	8-13	.615	1-1	1.000	1-3	.333	7	6	13	1.3	13	0	5	6	3	4	18	1.8
00	Wagner, Ahmad	15-1	126	8.4	10-21	.476	0-2	.000	1-5	.200	10	6	16	1.1	22	0	3	5	0	1	21	1.4
25	Uhl, Dom	7-0	32	4.6	1-5	.200	0-0	.000	0-0	.000	2	5	7	1.0	4	0	4	3	0	0	2	0.3
20	Till, Riley	1-0	2	2.0	0-0	.000	0-0	.000	0-0	.000	0	0	0	0.0	0	0	0	0	0	0	0	0.0
Team											19	15	34		2		9					
Total.....		16	3225		448-951	.471	113-295	.383	201-281	.715	180	371	551	34.4	270	3	269	216	59	75	1210	75.6
Opponents.....		16	3224		492-984	.500	153-358	.427	202-281	.719	157	369	526	32.9	291	8	292	164	55	107	1339	83.7

TEAM STATISTICS	IOWA	OPP	Date	Opponent	Score	Att.
SCORING	1210	1339	*	12/02/17	PENN STATE	L 73-77 12805
Points per game	75.6	83.7	*	12/04/17	at Indiana	L 64-77 17222
Scoring margin	-8.1	-	*	01/02/18	MICHIGAN	L 68-75 11363
FIELD GOALS-ATT	448-951	492-984	*	01/04/18	OHIO STATE	L 81-92 10933
Field goal pct	.471	.500	*	01/07/18	at Maryland	L 73-91 13352
3 POINT FG-ATT	113-295	153-358	*	01/11/18	at Illinois	Wot 104-97 11326
3-point FG pct	.383	.427	*	01/17/18	at Rutgers	L 64-80 4002
3-pt FG made per game	7.1	9.6	*	01/20/18	PURDUE	L 64-87 14822
FREE THROWS-ATT	201-281	202-281	*	01/23/18	WISCONSIN	W 85-67 11563
Free throw pct	.715	.719	*	01/27/18	at Nebraska	L 84-98 15952
F-Throws made per game	12.6	12.6	*	01/30/18	MINNESOTA	W 94-80 10371
REBOUNDS	551	526	*	02/03/18	at Penn State	L 58-82 10394
Rebounds per game	34.4	32.9	*	02/06/18	MICHIGAN STATE	L 93-96 11350
Rebounding margin	+1.6	-	*	02/10/18	at Ohio State	L 64-82 18809
ASSISTS	269	292	*	02/14/18	at Michigan	L 59-74 10173
Assists per game	16.8	18.3	*	02/17/18	INDIANA	L 82-84 15229
TURNOVERS	216	164	# = Cayman Islands Classic, George Town, Cayman Islands			
Turnovers per game	13.5	10.3	% = The Hy-Vee Classic, Des Moines, Iowa			
Turnover margin	-3.2	-	+ = Played in Sioux Falls, South Dakota			
Assist/turnover ratio	1.2	1.8	^ = Big Ten Tournament, New York City			
STEALS	75	107	* = Conference game			
Steals per game	4.7	6.7				
BLOCKS	59	55				
Blocks per game	3.7	3.4				
ATTENDANCE	98436	101230				
Home games-Avg/Game	8-12304	8-12654				
Neutral site-Avg/Game	-	0-0				

Score by Periods	1st	2nd	OT	Totals
Iowa	536	660	14	1210
Opponents	690	642	7	1339

IOWA HAWKEYE BASKETBALL
Iowa Combined Team Statistics (as of Feb 17, 2018)
All games

RECORD:	OVERALL	HOME	AWAY	NEUTRAL
ALL GAMES	12-17	8-6	1-9	3-2
CONFERENCE	3-13	2-6	1-7	0-0
NON-CONFERENCE	9-4	6-0	0-2	3-2

##	Player	gp-gs	min	avg	Total		3-Point		F-Throw		Rebounds				pf	dq	a	to	blk	stl	pts	avg
					fg-fga	fg%	3fg-fga	3fg%	ft-fa	ft%	off	def	tot	avg								
05	Cook, Tyler	29-29	797	27.5	173-305	.567	1-7	.143	107-159	.673	64	130	194	6.7	75	2	47	67	19	19	454	15.7
03	Bohannon, Jordan	29-29	919	31.7	121-284	.426	81-190	.426	61-68	.897	3	59	62	2.1	50	0	155	57	0	18	384	13.2
55	Garza, Luka	29-22	604	20.8	120-216	.556	11-35	.314	82-121	.678	68	114	182	6.3	67	1	33	33	31	11	333	11.5
04	Moss, Isaiah	29-29	686	23.7	109-265	.411	43-113	.381	46-52	.885	12	51	63	2.2	40	0	56	39	6	21	307	10.6
02	Nunge, Jack	29-11	472	16.3	62-133	.466	19-52	.365	34-44	.773	30	52	82	2.8	34	0	31	29	24	19	177	6.1
35	Pemsl, Cordell	28-0	481	17.2	63-108	.583	0-0	.000	43-67	.642	36	101	137	4.9	47	0	45	38	10	6	169	6.0
51	Baer, Nicholas	23-17	493	21.4	48-119	.403	21-69	.304	9-18	.500	44	69	113	4.9	49	1	43	26	20	24	126	5.5
01	Dailey, Maishe	29-0	470	16.2	53-121	.438	26-62	.419	19-33	.576	6	53	59	2.0	15	0	39	26	1	8	151	5.2
24	Ellingson, Brady	24-1	275	11.5	28-68	.412	15-38	.395	2-4	.500	0	17	17	0.7	8	0	28	15	2	7	73	3.0
15	Kriener, Ryan	23-0	230	10.0	29-54	.537	2-6	.333	4-11	.364	16	26	42	1.8	38	1	24	19	7	12	64	2.8
30	McCaffery, Connor	4-0	53	13.3	2-3	.667	1-2	.500	3-4	.750	0	4	4	1.0	2	0	7	4	0	2	8	2.0
00	Wagner, Ahmad	26-7	244	9.4	19-39	.487	2-6	.333	5-15	.333	21	23	44	1.7	36	0	16	15	2	5	45	1.7
11	Rose, Charlie	7-0	14	2.0	3-6	.500	0-3	.000	0-0	.000	1	2	3	0.4	1	0	2	2	0	0	6	0.9
25	Uhl, Dom	15-0	65	4.3	2-8	.250	0-1	.000	1-4	.250	4	12	16	1.1	6	0	6	7	2	0	5	0.3
20	Till, Riley	8-0	22	2.8	1-5	.200	0-4	.000	0-0	.000	0	1	1	0.1	2	0	0	1	0	2	2	0.3
Team											31	41	72		3		10					
Total.....		29	5825		833-1734	.480	222-588	.378	416-600	.693	336	755	1091	37.6	473	5	532	388	124	154	2304	79.4
Opponents.....		29	5824		839-1814	.463	245-656	.373	354-493	.718	298	667	965	33.3	560	11	470	328	84	204	2277	78.5

TEAM STATISTICS	IOWA	OPP	Date	Opponent	Score	Att.
SCORING	2304	2277	11/10/17	CHICAGO STATE	w 95-62	12100
Points per game	79.4	78.5	11/12/17	ALABAMA STATE	w 92-58	11637
Scoring margin	+0.9	-	11/16/17	GRAMBLING STATE	w 85-74	10540
FIELD GOALS-ATT	833-1734	839-1814	# 11/20/17	vs Louisiana	L 71-80	1200
Field goal pct	.480	.463	# 11/21/17	vs South Dakota State	L 72-80	1275
3 POINT FG-ATT	222-588	245-656	11/22/17	vs UAB	w 95-85	1020
3-point FG pct	.378	.373	11/28/17	at Virginia Tech	L 55-79	7101
3-pt FG made per game	7.7	8.4	* 12/02/17	PENN STATE	L 73-77	12805
FREE THROWS-ATT	416-600	354-493	* 12/04/17	at Indiana	L 64-77	17222
Free throw pct	.693	.718	12/07/17	at Iowa State	L 78-84	14384
F-Throws made per game	14.3	12.2	12/10/17	SOUTHERN	w 91-60	11397
REBOUNDS	1091	965	% 12/16/17	vs Drake	w 90-64	13828
Rebounds per game	37.6	33.3	12/19/17	SOUTHERN UTAH	w 92-64	10220
Rebounding margin	+4.3	-	+ 12/22/17	vs Colorado	w 80-73	3250
ASSISTS	532	470	12/29/17	NORTHERN ILLINOIS	w 98-75	14665
Assists per game	18.3	16.2	* 01/02/18	MICHIGAN	L 68-75	11363
TURNOVERS	388	328	* 01/04/18	OHIO STATE	L 81-92	10933
Turnovers per game	13.4	11.3	* 01/07/18	at Maryland	L 73-91	13352
Turnover margin	-2.1	-	* 01/11/18	at Illinois	Wot 104-97	11326
Assist/turnover ratio	1.4	1.4	* 01/17/18	at Rutgers	L 64-80	4002
STEALS	154	204	* 01/20/18	PURDUE	L 64-87	14822
Steals per game	5.3	7.0	* 01/23/18	WISCONSIN	w 85-67	11563
BLOCKS	124	84	* 01/27/18	at Nebraska	L 84-98	15952
Blocks per game	4.3	2.9	* 01/30/18	MINNESOTA	w 94-80	10371
ATTENDANCE	168995	143288	* 02/03/18	at Penn State	L 58-82	10394
Home games-Avg/Game	14-12071	10-12272	* 02/06/18	MICHIGAN STATE	L 93-96	11350
Neutral site-Avg/Game	-	5-4115	* 02/10/18	at Ohio State	L 64-82	18809
			* 02/14/18	at Michigan	L 59-74	10173
			* 02/17/18	INDIANA	L 82-84	15229

Score by Periods	1st	2nd	OT	Totals
Iowa	1076	1214	14	2304
Opponents	1116	1154	7	2277

= Cayman Islands Classic, George Town, Cayman Islands
 % = The Hy-Vee Classic, Des Moines, Iowa
 + = Played in Sioux Falls, South Dakota
 ^ = Big Ten Tournament, New York City
 * = Conference game