

Dec. 28, 2004**Air Force vs. #17/19 Iowa****Carver-Hawkeye Arena****Iowa Hawkeyes (10-1)**

							Pts.	Reb.	FG%	FT%
44	Greg Brunner	F	6-7	240	Jr.	Charles City, IA (Charles City)	12.7	7.2	.547	.694
34	Erek Hansen	C	6-11	210	Jr.	Bedford, TX (Kirkwood, IA CC)	9.3	3.4	.500	.667
1	Adam Haluska	G	6-5	210	So.	Carroll, IA (Carroll)	13.7	3.8	.495	.804
2	Jeff Horner	G	6-3	185	Jr.	Mason City, IA (Mason City)	15.6	5.1	.482	.805
3	Pierre Pierce	G	6-4	195	Jr.	Westmont, IL (Westmont)	16.3	5.5	.449	.472

Air Force Falcons (6-4)

21	Jacob Burttschi	F	6-6	225	So.	Chickasha, OK (Putnam City)	6.6	3.3	.510	.667
45	Nick Welch	C	6-8	210	Jr.	Fort Worth, TX (L.D. Bell)	12.9	3.6	.553	.605
5	Matt McCraw	G	6-2	185	So.	Lakewood, CA (Mayfair)	7.8	1.9	.490	.941
11	Tim Keller	G	6-3	185	Sr.	Austin, TX (Anderson)	7.3	2.8	.391	.476
15	Antoine Hood	G	6-4	205	Jr.	Sugar Land, TX (Clements)	11.8	3.5	.394	.793

THE SETTING

Iowa (10-1) will host the Air Force Academy (6-4) Tuesday, Dec. 28 as the Hawkeyes close the non-conference portion of the season with a pair of home games. Game time is 7:05 p.m. in Carver-Hawkeye Arena (15,500).

Iowa improved to 10-1 with an 83-53 win over Texas Tech Dec. 21 at the United Center in Chicago. Air Force has been idle since a 66-59 overtime loss at Lamar on Dec. 13.

ON THE AIR

Radio: Iowa games are broadcast on the Hawkeye Radio Network. Gary Dolphin handles the play-by-play with color commentator Bob Hansen.

Television: ESPN Regional will carry the game to a network of stations that includes KGAN Cedar Rapids, KDSM Des Moines, KCAU Sioux City and KLJB. Larry Morgan and Mac McCausland will call the action.

IOWA HISTORY

Iowa has played 2,321 games since beginning basketball in 1902. Overall Iowa's record is 1,385-935 (.597). That includes an 864-303 (.740) record in home games, a 521-633 (.451) record in games away from Iowa City, a 657-644 (.505) mark in Big Ten games and a 270-77 (.779) record in Carver-Hawkeye Arena.

IOWA IN CARVER-HAWKEYE ARENA

Iowa has compiled a 270-77 (.779) record in Carver-Hawkeye Arena. Iowa is 127-64 (.665) in Big Ten games and 143-13 (.917) in non-Big Ten games. Iowa has drawn over five million fans for men's basketball games since the arena opened in 1983. Iowa has posted a 62-22 (.738) home record under Coach Steve Alford, including a 40-4 (.909) mark in non-conference home games.

IN THE RANKINGS

Iowa is ranked 17th by the Associated Press and the Hawkeyes are 19th in the ESPN/USA Today coaches poll. Iowa began the season receiving no votes in either poll.

HORNER IN THE BIG TEN

Junior guard Jeff Horner leads the Big Ten Conference in three statistical categories and ranks among the top eight players in the league in seven categories.

Horner is first in the league in three-point field goals per game (3.0), three-point percentage (.508) and assist/turnover ratio (+3.2). Horner is second in assists (6.6), third in steals (2.0), seventh in scoring (15.6) and eighth in free throw percentage (80.5%).

Schedule/Results**Record: 10-1**

Nov. 10	Upper Iowa (exb.)	W	84-43
Nov. 14	Laval Univ. (exb.)	W	85-77
Nov. 19	Western Illinois	W	85-62
* Nov. 22	#11 Louisville	W	76-71
* Nov. 23	#13 Texas	W	82-80
* Nov. 24	#11 North Carolina	L	92-106
Nov. 30	at Drake	W	91-75
# Dec. 3	Centenary	W	88-53
# Dec. 4	UNC Greensboro	W	83-58
Dec. 7	Northern Iowa	W	76-73
Dec. 10	Iowa State	W	70-63
Dec. 18	Western Carolina	W	88-75
& Dec. 21	Texas Tech	W	83-53
Dec. 28	Air Force, 7:05 p.m.		
Dec. 31	Saint Louis, 7:05 p.m.		
Jan. 5	Michigan, 8:05 p.m.		
Jan. 8	at Ohio State, 11:07 a.m.		
Jan. 15	Minnesota, 1:32 p.m.		
Jan. 20	at Illinois, 6:05 p.m.		
Jan. 22	Purdue, 1:32 p.m.		
Jan. 26	at Northwestern, 7:05 p.m.		
Jan. 29	Indiana, 4:05 p.m.		
Feb. 5	Michigan State, 1:32 p.m.		
Feb. 9	at Wisconsin, 7:05 p.m.		
Feb. 12	Northwestern, 7:05 p.m.		
Feb. 16	at Purdue, 7:05 p.m.		
Feb. 19	Illinois, 11:17 a.m.		
Feb. 23	at Minnesota, 7:05 p.m.		
Feb. 26	at Penn State, 11:17 a.m.		
Mar. 2	Ohio State, 7:05 p.m.		
Mar. 5/6	at Michigan, TBA		
Mar. 10-13	Big Ten Tournament		

* - EA Sports Maui Invitational
- Gazette Hawkeye Challenge
& - at United Center, Chicago, IL

All times listed are Central Time

Coach Steve Alford

Steve Alford (pronounced ALL-ford) is in his sixth season as the head coach at the University of Iowa and his 14th season as a college head coach. Alford holds a career record of 255-149 (.631), including a 99-72 (.579) record at Iowa, a 78-29 (.729) record in four seasons (1992-95) at Div. III Manchester College and a four-year record (1996-99) of 78-48 (.619) at Southwest Missouri State. Alford ranks fifth among Iowa's head basketball coaches in career wins and he is 34-46 (.425) in Big Ten games. Alford is 8-5 in the NCAA Tournament (3-2 in Div. I and 5-3 in Div. III) and 2-4 in the NIT.



Alford led Iowa to the 2001 Big Ten Conference Tournament title and into the second round of the NCAA Tournament in his second season with the Hawkeyes. Iowa earned a return trip to the title game of the Big Ten Conference Tournament in 2002 and advanced to the NIT in post-season play in 2002, 2003 and 2004. The Hawkeyes set a Big Ten Conference Tournament record with seven straight wins over two seasons (2001-2002) before a last-second loss in the first round of the 2003 tournament. Alford's record in the event is 8-4 in his five seasons.

Alford led Southwest Missouri State to the NCAA Sweet 16 in 1999 and in 1995 Manchester advanced to the NCAA championship game before suffering its first defeat of the season.

Alford is a 1987 graduate of Indiana, where he led the Hoosiers to the 1987 NCAA title. Alford was a member of the 1984 U. S. Olympic team that earned the Gold Medal and he was the 26th player selected in the NBA Draft following his senior season. Alford played four seasons in the NBA before beginning his coaching career.

At Indiana, Alford started 120 of 125 games in four seasons. He served as team captain in 1987 when the Hoosiers were 30-4. Steve concluded his college career as Indiana's all-time scoring leader with 2,438 points and he holds the Indiana record for career steals with 178. He was a consensus first team All-American and the Big Ten MVP as a senior.

Alford is a member of the Manchester College M Association Hall of Fame and the Indiana University Athletics Hall of Fame. In 2001 he was named one of the "Top 50 Athletes" in the history of the state of Indiana and was selected as a member of the 15-man Indiana University all-Century team. A year ago he was one of five players selected to ESPN's Big Ten Conference Silver Anniversary team, honoring Big Ten players from the past 25 seasons.

Alford has not coached against the Air Force or Falcon Coach Chris Mooney.

IOWA OFF TO FAST START

With 10 wins in 11 games, Iowa has matched the 2000-01 Hawkeyes for the best start of a season under Coach Steve Alford. Iowa, in 2001, posted a 10-1 mark to start the season and ended the year with a 23-12 overall record. Iowa began the 1998-99 season with a 13-1 record.

Iowa Quick Facts

Location:	Iowa City, IA
Founded:	1847
Enrollment:	29,697
President:	David Skorton
Athletic Director:	Bob Bowlsby
Conference:	Big Ten
Home Arena:	Carver-Hawkeye (15,500)
All-Time Record:	1,385-936 (.597)
All-Time Big Ten Record:	657-644 (.505)
NCAA Appearances:	20
NCAA Tournament Record:	27-22
Head Coach:	Steve Alford
Record At Iowa:	99-72, .579 (6th season)
Career Record:	255-149, .631 (14th season)
Big Ten Record:	34-46 (.425)
Associate Head Coach:	Craig Neal (Georgia Tech)
Assistant Coaches:	Greg Lansing (South Dakota) Brian Jones (Northern Iowa)
Dir. of Basketball Operations:	Rich Walker (Bowling Green)
Trainer:	John Streif
Sports Information:	Phil Haddy/Steve Roe
Sports Info. Telephone:	319-335-9411
Sports Info. FAX:	319-335-9417
Internet Address:	www.hawkeyesports.com

The current seven-game win streak is the second longest for an Iowa team under Alford, as the Hawkeyes opened the 2000-01 season with nine straight wins. The Hawkeyes also had six-game win streaks in 2003-04 and 2001-02.

Iowa has won as many as 11 non-conference games (not including post-season wins) six times since earning 12 non-conference victories during the 1988-89 season.

ALFORD NEAR 100 HAWKEYE WINS

Iowa Coach Steve Alford collected career victory number 250 as a head coach with the 88-53 win over Centenary. His career mark stands at 255-149.

Alford has a 99-72 record at Iowa, moving into fifth place on the Iowa list for coaching victories.

Iowa's top four coaches in career wins include Tom Davis (269), Lute Olson (168), Rollie Williams (139) and Bucky O'Connor (114). Following is a list of Alford's significant victories:

No.	Opponent, result	Date
1	Manchester 82, Denison 63	12/29/91
50	Manchester 87, Huntington 63	11/22/94
100	SW MO State 75, NW State 73	12/10/96
150	SW MO State 89, Wichita State 58	1/31/99
200	Iowa 78, Iowa State 53	12/8/01
250	Iowa 88, Centenary 53	12/03/04

Iowa Basketball Roster

No.	Name	Pos.	Ht.	Wt.	Yr.	Hometown (High School)	The Latest Scoop
1	Adam Haluska	G	6-5	210	So.	Carroll, IA (Carroll)	21 points & 6 rebounds vs. TX Tech
2	** Jeff Horner	G	6-3	185	Jr.	Mason City, IA (Mason City)	7 points and 6 assists vs. TX Tech
3	** Pierre Pierce	G	6-4	195	Jr.	Westmont, IL (Westmont)	15 pts., 5 reb. & 4 assists vs. TX Tech
4	J.R. Angle	G/F	6-7	205	Fr.	Franklin, IN (Indian Creek)	2 points & 2 rebounds in win over Cent.
5	Alex Thompson	F	6-9	215	Fr.	Ames, IA (Ames)	4 points & 5 rebounds vs. TX Tech
13	Justin Wieck	F	6-6	185	Jr.	North Liberty, IA (Kirkwood, IA CC)	Two points vs. North Carolina
15	* Jack Brownlee	G	6-0	165	Sr.	Ft. Dodge, IA (Kirkwood, IA CC)	3 points in win over Centenary
20	Ryan Kennedy	F	6-7	210	Jr.	Des Moines, IA (Roosevelt)	Joined team as a walk-on this fall
23	Doug Thomas	F	6-8	245	Jr.	Pasadena, CA (Southeastern, IA CC)	6 rebounds & 6 points vs. TX Tech
25	Carlton Reed	G	6-4	180	Fr.	Waterloo, IA (East)	4 points & one assist vs. TX Tech
34	* Erik Hansen	C	6-11	210	Jr.	Bedford, TX (Kirkwood, IA CC)	9 pts., 6 rebs. and 6 blocks vs. TX Tech
35	* Mike Henderson	G	6-2	190	So.	Waterloo, IA (East)	8 points and 3 rebounds vs. TX Tech
44	** Greg Brunner	F	6-7	245	Jr.	Charles City, IA (Charles City)	9 points & 8 rebounds vs. TX Tech
53	Seth Gorney	C	7-0	245	Fr.	Vandalia, OH (Butler)	2 rebounds vs. TX Tech

MEDIA SCHEDULE CHANGES

Iowa's practice time over the holiday break changes from the normal time frame, forcing a change in Coach Alford's media conferences during that time.

Iowa's practice time during the break is 11:30 a.m. to 2:30 p.m. The media gatherings scheduled for Jan. 3 and Jan. 13 will be held after practice at 3 p.m. Hawkeye players will be available on those days from the conclusion of practice until 3 p.m. Thanks for your cooperation in these schedule changes.

AIR FORCE COACH CHRIS MOONEY

Chris Mooney is in his first year as a college head coach, leading the Falcons to a 6-4 mark during the early portion of the season. Mooney spent the last two seasons as an assistant at Air Force, the last two as associate head coach. He is the fourth youngest head coach in Division I.

Mooney joined the staff at Air Force after serving as head coach at Beaver College (PA) for two seasons and he has also served as a head coach on the high school level.

As a member of the staff at Air Force, Mooney helped the Falcons lead the nation in scoring defense in 2002-03 (57.0) and 2003-04 (50.9). Air Force last season posted a 22-7 mark, making its first trip to the NCAA Tournament since 1962.

Mooney earned his degree from Princeton in 1994, where he started all 107 games during his career and served two seasons as team captain. Mooney helped Princeton win two Ivy League titles. He earned Rookie of the Year honors in his first season and all-conference honors the following three seasons.

Mooney has not coached against Iowa or Hawkeye Coach Steve Alford.

THE SERIES

Iowa and Air Force are meeting for the first time.

IOWA, AIR FORCE NOTES

- Iowa's all-time record against current members of the Mountain West Conference is 8-9, with Air Force and San Diego State the only current members of the league Iowa has not met at least once.

- Air Force junior Nick Welch earned honorable mention all-American honors a year ago and he was the co-Player of the Year in the Mountain West Conference.
- Air Force associate head coach Mike McKee played at Lehigh University during his college career, which concluded in 1994. He was a starter that season when Iowa defeated Lehigh 104-77 in Iowa City. McKee had five points, six assists and four rebounds in the loss to Iowa.
- Iowa holds a 16-5 record against teams from Colorado, having played Colorado (4-3), Colorado State (2-2), Denver (7-0), Colorado College (2-0) and Regis University (1-0).

IOWA STOPS TEXAS TECH

Iowa used a solid defensive performance in taking an 83-53 win over Texas Tech Dec. 21 at the United Center in Chicago. Tech came into the game as one of the top scoring teams in the nation, averaging 87 points in its first seven outings. The Hawkeyes held Tech to 20 points while building a 32-20 halftime margin and pulled away from the start of the second stanza.

Iowa held Texas Tech to 35.7% shooting from the field, and the Red Raiders made just 25% of their three-point shots. The Hawkeyes won the rebounding battle, 47-35, outscored Tech 40-26 in the paint and held Tech to six fast break points and two second chance points. Tech was guilty of 21 turnovers.

Adam Haluska scored eight straight points as Iowa took a 10-3 advantage in the opening minutes as Iowa built their first half advantage with Haluska and forward Greg Brunner in foul trouble. Iowa scored the first five points of the second half and Tech was never closer than 14 points the rest of the way.

Haluska continued his scoring pace in the second half, leading all scorers with 21 points, matching a career-high, and he added six rebounds. Pierre Pierce added 15 points and five rebounds and Brunner collected nine points and a game-high eight rebounds.

The Hawkeyes received solid play from center Erik Hansen, who had nine points, six rebounds and six blocked shots, and the Hawkeye reserves added 22 points and 17 rebounds. Mike Henderson scored nine points, Doug Thomas added six points and six rebounds and Alex Thompson collected five rebounds.

AIR FORCE FALLS AT LAMAR

Air Force has been idle since a 66-59 overtime loss at Lamar Dec. 13. The Falcons rallied from a 24-19 halftime deficit to force the extra period, but were outscored 16-9 in the extra session. Lamar shot 66.7% from the field and made 7-10 free throws in the overtime, compared to just 28.6% shooting by Air Force.

The Falcons were led by Nick Welch with 20 points, while Antoine Hood added 13 and Jacob Nurtschi had five rebounds.

HAWKEYES AMONG LEADERS

Iowa ranks 10th in the nation in assists per game (18.6) and blocked shots per game (6.7), 12th in three-point field goal percentage (42%), 18th in winning percentage (.909) and 19th in scoring (83.1).

Individually, Erik Hansen is third in blocked shots (4.0) and Jeff Horner is 15th in assists per game (6.3) and 21st in three-pointers per game (3.2).

HAWKEYES ADD TO THE ROSTER

Ryan Kennedy (6-7, 210) is a sophomore forward who has joined the Iowa basketball team as a walk-on. Kennedy attended Roosevelt High School in Des Moines as a prep.

Kennedy earned honorable mention all-conference recognition as a prep senior, serving as team captain and earning team MVP honors.

ANOTHER STRONG SCHEDULE

As has been the case in recent years, the Iowa schedule is very demanding. Six of Iowa's first 11 games have been against teams that advanced to post-season play a year ago. Iowa has posted a 5-1 record in those games, including a 4-1 record vs. teams that were in the 2004 NCAA Tournament. Iowa's final two non-conference opponents, Air Force (NCAA) and Saint Louis (NIT) were also in post-season play last year.

Iowa took part in the EA Sports Maui Invitational early in the season, defeating #11 Louisville and #13 Texas, while falling to #11 North Carolina. The non-conference slate so far has also included Northern Iowa, Iowa State and Texas Tech, teams that participated in post-season play a year ago.

Iowa will play 16 games against teams that advanced to post-season play a year ago.

NO TREYS ALLOWED

In the 70-63 win over Iowa State, Iowa held the Cyclones without a three-point basket as ISU missed all six of its attempts. That marks the first time an Iowa opponent did not make at least one three-point basket since early in the 2001-02 season, when Iowa State missed all eight of its three-point attempts in a 78-53 loss to Iowa in Ames.

Iowa Results on Dec. 28

22 wins, 4 losses

1949	* Oregon	W	81-54
1950	Loyola (IL)	W	61-56
1951	Oregon	W	86-72
1956	DePaul#	L	72-73
1957	Cornell (NY)	W	73-68
1959	NYU	W	80-75
1960	California####	W	83-80
1961	Pennsylvania	W	72-64
1963	Louisiana State	L	81-92
1964	USC	W	71-65
1966	* Wichita State	W	94-76
1967	Tennessee#	W	64-59
1974	Wake Forest	L	71-92
1982	James Madison	W	47-45
1984	Arkansas	W	71-52
1985	Boston University	W	76-71
1986	Portland	W	84-65
1990	Hawaii-Hilo	W	78-65
1991	South Florida	L	78-85
1992	* Texas Southern	W	91-70
1995	Colorado	W	100-85
1997	* Bucknell	W	91-52
1999	Drake##	W	83-76
2000	Detroit-Mercy	W	69-68
2001	* Mercer	W	77-43
2002	Tulsa	W	67-63

* - - at Iowa City

HAWKEYES SET TOURNEY RECORDS

As a team, Iowa set two Gazette Hawkeye Challenge tournament records and tied a third, in the win over UNC Greensboro. The Hawkeyes set a tournament record and tied their own school record with 12 blocked shots. That record was set earlier this season in a loss to North Carolina. Iowa also shot 57.9% (11-19) from three-point range to set a tournament record and the 11 three-point field goals tied a tournament mark.

COMPARING THE STATS

	Iowa (10-1)	USAF (6-4)
Scoring	83.1	57.7
Scoring Defense	69.9	49.2
FG%	.482	.435
FG% Defense	.415	.450
FT%	.684	.665
3-PT FG%	.420	.347
3-PT FG% Defense	.372	.321
Rebound Margin	+1.2	-3.0
Assists	18.6	12.2
TO Margin	+3.0	+5.1
Steals Margin	+1.3	+7.1

HOME, AWAY COMPARISONS

In its six home games, Iowa has outscored its opponents by an 81.7-64.0 margin, shooting 48.9% from the field while holding its opponent to 39.2% shooting. Iowa's opponents hold a 38.2-37.7 rebounding advantage.

In five games away from Carver-Hawkeye Arena, Iowa holds an 84.8-77.0 scoring advantage. The Hawkeyes are shooting 47.3% from the field while opponents are shooting 44.1% and Iowa holds a 39.8-36.6 rebounding advantage. Following are statistical comparisons for the season:

	All Games	Big Ten	Home Games	Away Games	IA Wins	IA Losses
Record	10-1	0-0	6-0	4-1	10-0	0-1
Pts	83.1	---	81.7	84.8	82.2	92.0
Opp. Pts	69.9	---	64.0	77.0	66.3	106.0
FG%	.482	---	.489	.473	.476	.547
FG Def.	.415	---	.392	.441	.401	.527
3-PT%	.420	---	.425	.416	.399	.583
3-pt. Def.	.372	---	.350	.396	.351	.588
FT%	.684	---	.689	.680	.681	.714
REB	38.6	---	37.7	39.8	39.0	35.0
AST	18.6	---	20.3	16.6	18.6	19.0
TO	14.8	---	13.3	16.6	14.1	22.0
STL	9.0	---	9.5	8.4	9.2	7.0
BLK	6.7	---	6.2	7.4	6.2	12.0

HAWKEYES SET BLOCK RECORD

Iowa set its second single-game record of the season in a loss to North Carolina and tied that record in a win over North Carolina-Greensboro. The Hawkeyes blocked 12 shots in each of those two games, and junior center Ereik Hansen led the way in both games with five each. The previous record of 11 blocked shots was set in an 80-65 win at Drake on Jan. 4, 1993.

IOWA SETS FREE THROW MARK

Iowa set school and Carver-Hawkeye Arena records in its opening win over Western Illinois by making all 20 of its free throw attempts. Six Hawkeyes contributed to the record, with Pierre Pierce and Ereik Hansen each making four.

The previous best for a perfect free throw percentage (18-18) came in a win at Indiana in 1979. The previous record for Carver-Hawkeye Arena was 94.7%, when Iowa made 18-19 attempts vs. Wisconsin in 2001.

NEW FACES CONTRIBUTE EARLY

Several new faces have been big contributors in Iowa's first 11 games. The newcomers are averaging 24.7 points and 12.5 rebounds per outing.

Junior college transfer Doug Thomas scored 14 points and led Iowa with nine rebounds in the opening win over Western Illinois, and he added 10 rebounds vs. UNC Greensboro. Thomas added eight points and five rebounds vs. North Carolina and he had six rebounds in the win over Texas.

Sophomore Adam Haluska has scored in double figures in eight of 11 games, including a career-high 21 points vs. Drake and Texas Tech 20 in a home win over Iowa State.

Big Ten Standings

	Big Ten			All Games		
	W	L	PCT	W	L	PCT
Illinois	0	0	.000	11	0	1.000
Iowa	0	0	.000	10	1	.909
Ohio State	0	0	.000	9	2	.818
Michigan State	0	0	.000	7	2	.778
Wisconsin	0	0	.000	6	2	.750
Minnesota	0	0	.000	7	3	.700
Michigan	0	0	.000	6	5	.545
Northwestern	0	0	.000	5	5	.500
Penn State	0	0	.000	5	5	.500
Purdue	0	0	.000	3	5	.375
Indiana	0	0	.000	2	6	.250

Thursday, Dec. 23

UNC-Greensboro at Wisconsin

Monday, Dec. 27

Delaware State at Northwestern

Western Carolina at Wisconsin

Tuesday, Dec. 28

Air Force at Iowa, 7:05 p.m., ESPN Plus

Ball State at Indiana

New Hampshire at Ohio State

Valparaiso vs. Penn State at ASU Hoops Classic

Wednesday, Dec. 29

Delaware State at Michigan

UNC-Asheville at Michigan State

UNC-Greensboro at Minnesota

Penn State at ASU Hoops Classic

Alabama at Wisconsin

Thursday, Dec. 30

Illinois at Las Vegas Classic

Baylor at Purdue

UNC-Asheville at Michigan

Texas-Pan American at Northwestern

St. Joseph's at Ohio State

Friday, Dec. 31

Saint Louis at Iowa, 7:05 p.m., ESPN Plus

Illinois at Las Vegas Classic

Oral Roberts at Indiana

UNC-Asheville at Michigan

Texas-Pan American at Northwestern

St. Joseph's at Ohio State

Saturday, Jan. 1

Coppin State at Minnesota

Sunday, Jan. 2

Furman at Indiana

Texas A&M at Penn State

Eastern Illinois at Purdue

National Rankings

Rankings of 12/20/04

ESPN/USA Today	Associated Press
1. Illinois	1. Illinois
2. Kansas	2. Kansas
3. Oklahoma State	3. Oklahoma State
4. Wake Forest	4. North Carolina
5. North Carolina	5. Wake Forest
6. Duke	6. Duke
7. Pittsburgh	7. Syracuse
8. Syracuse	8. Kentucky
9. Georgia Tech	9. Georgia Tech
10. Kentucky	10. Pittsburgh
11. Connecticut	11. Connecticut
12. Texas	12. Washington
13. North Carolina State	13. Gonzaga
14. Alabama	14. Arizona
15. Arizona	15. Texas
16. Cincinnati	16. North Carolina State
17. Washington	17. IOWA
18. Louisville	18. Louisville
19. IOWA	19. Alabama
20. Michigan State	20. George Washington
21. Maryland	21. Mississippi State
22. George Washington	22. Cincinnati
23. Gonzaga	23. Michigan State
24. Mississippi State	24. Maryland
25. Virginia	25. Virginia

In the win at Drake, freshman Carlton Reed scored 14 points, while freshman Alex Thompson five rebounds in the win over Texas Tech.

Newcomers contributed 31 points and 13 rebounds in the opening win, 37 points and 11 rebounds vs. North Carolina, 39 points and 15 rebounds in the win at Drake, 22 points and 15 rebounds vs. Centenary and 27 points and 19 rebounds vs. UNC Greensboro.

TWO STRAIGHT OVER RANKED TEAMS

Iowa's back-to-back wins over Louisville and Texas marks the second time Iowa has won consecutive games against ranked opponents under Coach Steve Alford. The Hawkeyes, during the 2002-03 season, defeated 20th-ranked Michigan State 68-64 and 8th-ranked Illinois 68-61.

IOWA VS. RANKED FOES

Steve Alford has posted a 17-24 record against ranked opponents as Iowa's head coach. Iowa, this season, has defeated 11th-ranked Louisville 76-71 and 13th-ranked Texas 82-80, with a loss to 11th-ranked North Carolina. Those three games were at the Maui Invitational.

Alford's Hawkeye teams are 5-8 when playing teams ranked in the top 10, including wins over top-ranked Connecticut (70-68 in 1999-00), 2nd-ranked Missouri (83-65 in 2001-02), 5th-ranked Ohio State (67-64 in 1999-00), 7th-ranked Illinois (78-62 in 2000-01) and 8th-ranked Illinois (68-61 in 2002-03). The

eight losses to top 10 teams have been once to top-ranked (Duke, 2001-02), once to 3rd-ranked (Illinois, 2000-01), twice to 4th-ranked (Michigan State, 1999-00 and 2000-01), twice to 5th-ranked (Tennessee, 2000-01 and Missouri, 2001-02), once to 9th-ranked (Kentucky, 2000-01) and once to 10th-ranked (Illinois, 2002).

In the 41 games against ranked teams, Alford and his Iowa team are 6-7 in home games, 8-8 at neutral sites and 3-9 when playing ranked teams in their home arena.

IOWA VS. RANKED TEAMS

These are Iowa's most recent wins vs. nationally ranked opponents:

At Home: 71-61 over 24th-ranked Purdue, 1/7/04
On the Road: 67-63 over 20th-ranked Tulsa, 12/28/02
Neutral Court: **82-80 over 13th-ranked Texas, 11/23/04,**
at EA Sports Maui Invitational

HANSEN ON BLOCKS CHART

Junior center Ereik Hansen has collected 40 blocked shots in just 10 games, moving among Iowa's leaders in blocks for a season and career. A year ago Hansen blocked 40 shots in 22 games. The 40 blocks rank 10th best for a single season and his 80 career blocks ranks ninth among Iowa's career leaders. Hansen had a career-best seven blocked shots vs. Iowa State and he blocked seven shots in the win over Texas Tech. He has blocked five or more shots in five of the 10 games he has played, and he is averaging 9.3 points and 3.4 rebounds while shooting 50% from the field. He had a career-high 14 points vs. Northern Iowa and he had 11 points and six rebounds vs. Texas. Following is a list of Iowa's single season and career leaders in blocked shots:

Single-Season Blocked Shots

1.	121	Acie Earl (4.0 avg.), 1992
2.	106	Acie Earl (3.3 avg.), 1991
3.	88	Acie Earl (2.8 avg.), 1993
4.	79	Greg Stokes (2.5 avg.), 1983
5.	62	Greg Stokes (1.9 avg.), 1985
6.	58	Greg Stokes (2.1 avg.), 1984
7.	52	Michael Payne (1.7 avg.), 1983
8.	50	Acie Earl (1.8 avg.), 1990
9.	41	Ryan Bowen (1.3 avg.), 1998
10.	40	Ereik Hansen (4.0), 2005
	40	Ereik Hansen (1.8 avg.), 2004

Career Blocked Shots

1.	365	Acie Earl (3.1 avg.), 1990-93
2.	229	Greg Stokes (1.9 avg.), 1982-85
3.	124	Ryan Bowen (1.0 avg.), 1995-98
4.	120	Michael Payne (1.0 avg.), 1982-85
5.	92	Glen Worley (0.7 avg.), 2001-04
	92	J.R. Koch (0.7 avg.), 1996-99
7.	90	Jared Reiner (0.8 avg.), 2001-04
8.	84	Guy Rucker (0.9 avg.), 1997-99
9.	80	Ereik Hansen (2.5 avg.), 2004-pr.
10	73	Gerry Wright (0.8 avg.), 1985-87

HORNER OFF TO FAST START

Junior guard Jeff Horner is off to a fast start through 11 games, ranking among national leaders in assists and three-point field goals while averaging 15.6 points per game. Horner is averaging 6.3 assists, 5.1 rebounds and 2.1 steals per game. Horner had a career-high 27 points in the win over Texas and he led the Maui Invitational in scoring with 63 points in three games. He added 21 points, eight rebounds and six assists in a win at Drake.

Horner made 15-23 three-point attempts in the three games in Hawaii, moving into Iowa's top 10 in both three-pointers and three-point attempts. Horner was named Big Ten Player of the Week for his play in Maui. The honor is the second of Horner's career, as he earned it last Feb. 9 after leading Iowa to a double-overtime win at Indiana.

He added his first career scoring and assist double-double in the win over UNC Greensboro with 14 points and a career-best 11 assists. He added 16 points and nine rebounds in the win over Northern Iowa. Horner scored Iowa's final five points in the last 95 seconds against the Panthers and he added 12 points and seven assists in a win over Iowa State. He is shooting 48.2% from the field, 50.8% from three-point range and 80.5% from the free throw line. Horner was named to the all-tournament team at the Maui Invitational and he was co-MVP (with teammate Pierre Pierce) of Iowa's Gazette Hawkeye Challenge.

HORNER AMONG CAREER LEADERS

Junior guard Jeff Horner has moved into Iowa's top 10 lists in three-point field goals and three-point attempts and assists. Following are Iowa's career leaders in those categories:

3-pt. Field Goals

1.	226	Chris Kingsbury, 1994-96
2.	214	Kent McCausland, 1996-99
3.	193	Brody Boyd, 2001-04
4.	161	Dean Oliver, 1998-01
5.	139	Jeff Horner, 2003-pr.
	139	Luke Recker, 2001-02
7.	136	B.J. Armstrong, 1986-89
8.	131	Jeff Moe, 1985-88
9.	121	Jim Bartels, 1991-95
10.	113	Jess Settles, 1994-99

3-pt. Field Goal Attempts

1.	645	Chris Kingsbury, 1994-96
2.	544	Brody Boyd, 2001-04
3.	472	Kent McCausland, 1996-99
4.	465	Dean Oliver, 1998-01
5.	374	James Moses, 1989-92
6.	366	Jeff Horner, 2003-pr.
7.	332	Luke Recker, 2001-02
8.	324	Jim Bartels, 1991-95
9.	321	Jess Settles, 1994-99
10.	314	Jeff Moe, 1985-88

Iowa Signs Two for '05-'06

Guard Tony Freeman and forward Kurt Looby have signed national letters of intent to join the Iowa basketball program for the 2005-06 season.

Freeman, from St. Joseph's High School in Westchester, IL, is a 5-11 point guard who averaged 18 points and four assists per game as a junior, leading St. Joseph's to a 24-6 overall record under Coach Gene Pingatore. His father played at Indiana in 1987 when the Hoosiers won the NCAA title.

"We had targeted a guard in our recruiting, and we found a perfect fit with Tony," said Iowa Coach Steve Alford. "His father (Tony, Sr.), and I played together one season at Indiana. He's a product of a great program in the Chicago area. Tony is a fierce competitor and will be a great addition to our program."

Looby is a 6-10, 210-pound forward from Tyler (TX) Community College and is a native of St. John's, Antigua. Alford compares him to current Hawkeye Erek Hansen.

"Kurt is similar to Erek in that he adds size in a very athletic body," said Alford. "He's a true shot blocker and runs the floor well. He comes from a very good junior college program and has the potential to be an outstanding college player as he develops."

Looby has played organized basketball for just two years. He moved into the starting line-up at Tyler late in his freshman season.

Looby is coached at Tyler by Mike Marques, who formerly coached at both Marshalltown Community College and Indian Hills Community College in Iowa. Marques was the junior college coach of former Hawkeye players Jacob Jaacks, Jason Price and Chauncey Leslie.

Assists

1.	575	Andre Woolridge (5.9 avg.), 1995-97
2.	561	Dean Oliver (4.5 avg.), 1998-01
3.	517	B.J. Armstrong (4.0 avg.), 1986-89
4.	480	Ronnie Lester (4.8 avg.), 1977-80
5.	358	Mon'ter Glasper (2.9 avg.), 1993-96
6.	352	Kenny Arnold (3.2 avg.), 1979-82
7.	339	Andre Banks (2.9 avg.), 1983-86
8.	336	Jeff Horner (4.4 avg.), 2003-pr.
9.	335	Kevin Boyle (2.8 avg.), 1979-82
10.	325	Steve Carfino (2.8 avg.), 1981-84

HORNER & PIERCE HIT TRIPLE FIGURES, AGAIN

Jeff Horner and Pierre Pierce, both juniors, are the only two players in Iowa basketball history to record over 200 points, 100 rebounds and 100 assists twice during their career, and, they are the only players to accomplish the feat as freshmen.

Following is the list of players who have reached these totals in a single season:

Player, year	Points	Rebounds	Assists
Kenny Arnold, 1980	444	114	142
Bobby Hansen, 1983	476	166	114
Michael Payne, 1985	220	235	102
Bill Jones, 1988	442	203	101
Andre Woolridge, 1996	419	103	193
Dean Oliver, 1999	357	106	136
Pierre Pierce, 2002	248	114	114
Jeff Horner, 2003	255	137	140
Pierre Pierce, 2004	468	164	107
Jeff Horner, 2004	377	155	123

PIERCE WELL BALANCED

Junior guard Pierre Pierce is proving to be a very versatile player through Iowa's first 11 games. Pierce is averaging 16.3 points, 4.2 assists and 5.5 rebounds per game and he leads the team with 30 steals. He has scored in double figures in all 11 games, has at least six assists in four games and five or more rebounds in eight games.

Pierce made a three-point basket in the final minute to lead Iowa in a win over Texas, scoring 18 points vs. the Longhorns and 16 points vs. Louisville in Iowa's first two games of the Maui Invitational. He added 15 points, five rebounds, four assists and two steals in a win over Texas Tech. Pierce was named co-MVP (along with teammate Jeff Horner) of Iowa's Gazette Hawkeye Challenge.

BRUNNER WORKING THE BOARDS

Junior forward Greg Brunner is Iowa's top returning rebounder and he is averaging 7.2 rebounds this season. Brunner, who ranked second in the Big Ten in rebounding last season, had a season-best 13 rebounds in the win over Iowa State and 11 vs. Western Carolina. He had 10 rebounds vs. Louisville, nine vs. UNC Greensboro and eight in wins over Texas and Texas Tech. Brunner has scored in double figures in nine games, with a season-high of 23 in the win over Northern Iowa. He is shooting 54.7% from the field and 69.4% from the foul line. He was named to the all-tournament team of Iowa's Gazette Hawkeye Challenge.

HALUSKA HITS NEW HIGH

Sophomore Adam Haluska scored a career-high 21 points in wins over Texas Tech and Drake as he has scored in double figures in nine of 11 games. Playing against his former school, he added 20 points in a win over Iowa State, hitting 4-8 treys. Haluska had 19 points in the loss to North Carolina and 17 points vs. UNC Greensboro. He matched his career-high of four assists in the win over Northern Iowa and played an outstanding defensive game.

In his first season at Iowa, Haluska is shooting 49.5% from the field and 80.4% from the free throw line while averaging 13.7 points and 3.8 rebounds per game.

Iowa in Big Ten Statistics

Category	All Games	
	Stat	Rank
Blocked Shots	6.7	1st
3-Pt. FG Percentage	.420	1st
Steals	9.0	2nd
Scoring Offense	83.1	2nd
Assists	18.6	2nd
Turnover Margin	+3.0	3rd
Ast./TO Ratio	1.3	3rd
3-Pt. FG Per Game	7.9	4th
Scoring Margin	+13.2	4th
FG %	.482	5th
FT Percentage	.684	6th
FG% Defense	.415	6th
Rebounding Margin	+1.2	7th
3-PT FG Defense	.372	9th
Scoring Defense	69.9	11th

INDIVIDUAL STATISTICS

Category	Player	All Games	
		Stat	Rank
Steals	Pierre Pierce	2.7	1st
	Jeff Horner	2.0	3rd
Blk. Shots	Erek Hansen	4.0	1st
	Greg Brunner	1.2	9th
3-pt. FG Per Game	Jeff Horner	3.0	1st
	Adam Haluska	2.0	T11th
3-pt. FG%	Jeff Horner	.508	1st
	Adam Haluska	.431	9th
Assists	Jeff Horner	6.6	2nd
	Pierre Pierce	4.2	5th
Ast/TO Ratio	Jeff Horner	+3.2	1st
	Pierre Pierce	+1.1	13th
Scoring	Pierre Pierce	16.3	4th
	Jeff Horner	15.6	7th
	Adam Haluska	13.7	16th
Rebounding	Greg Brunner	12.7	20th
	Greg Brunner	7.2	4th
	Pierre Pierce	5.5	14th
Free Throw %	Jeff Horner	.805	8th
	Adam Haluska	.804	9th
FG Percentage	Greg Brunner	.547	13th

THOMAS HELPS ON THE GLASS

Junior Doug Thomas is making a major contribution to Iowa's rebounding efforts, as he is fourth on the team with an average of 4.8 per game. Thomas had nine rebounds in his first game as a Hawkeye and added a season-best 10 in a win over UNC Greensboro. Thomas had six points and six rebounds in the win over Texas Tech. Thomas is averaging 4.6 points while shooting 58.1% from the field and 75% from the foul line.

1,000 POINT POSSIBILITIES

Iowa has three players, all juniors, who could reach the 1,000 point plateau this season. Pierre Pierce has scored 895 points, Jeff Horner has 804 and Greg Brunner has 690. Some notes on Iowa's 1,000-Point Club include:

- 35 Hawkeye players have scored over 1,000 points, the most recent being Glen Worley last season
- The last Hawkeye to reach 1,000 points in three seasons was Dean Oliver in 2000
- Iowa has had three 1,000-point scorers on the roster in the same season on three occasions. Jess Settles, Kenyon Murray and Chris Kingsbury in 1996, Roy Marble, B.J. Armstrong and Jeff Moe in 1988 and Marble, Armstrong and Ed Horton in 1989

LEADING THE TEAM

Following is the number of times a player has led Iowa in scoring, rebounding, assists and steals this season. If two or more players tied for the team lead, all have been credited for that game:

Player	Scoring	Rebounding	Assists	Steals
Greg Brunner	1	5		1
Adam Haluska	5	1		2
Mike Henderson				
Jeff Horner	3	3	8	3
Pierre Pierce	4		4	7
Doug Thomas		3		

OFF THE BENCH

The Iowa reserves are averaging 16 points and 10.5 rebounds per game, compared to 18.9 points and 10.3 rebounds for the opponent reserves. Iowa is 4-0 when the reserves outscore the opponent's reserves and 6-1 when the opponent reserves score more points.

Iowa is 5-0 when the Hawkeye reserves have more rebounds than the opponent reserves, 5-0 when the opponent reserves have more rebounds and 0-1 when rebounding by the reserves is even. Following is a game-by-game comparison with opponents:

Opponent	Iowa		Opponent	
	Pts.	Rebs.	Pts.	Rebs.
Western Illinois	19	15	23	8
Louisville (n)	8	6	21	8
Texas (n)	7	8	27	10
North Carolina (n)	22	9	30	9
at Drake	26	7	18	13
Centenary	33	19	15	13
UNC Greensboro	15	14	9	6
Northern Iowa	4	6	8	2
Iowa State	4	3	7	14
W. Carolina	16	11	33	19
Texas Tech (n)	22	17	17	12
Totals	176	115	208	113
Average	16.0	10.5	18.9	10.3

CRUNCH TIME FREE THROWS

Iowa has made 24-32 (75%) free throws in the final four minutes of its four games that have been decided by 10 points or less. Iowa's opponents in those games have made 15-21 (71.4%) free throw attempts in the final four minutes. Iowa is 4-0 in those games. Following are Iowa's individual attempts:

Mike Henderson	4-4	1.000
Jeff Horner	11-14	.786
Adam Haluska	5-7	.714
Greg Brunner	4-6	.667
Pierre Pierce	0-1	.000
Iowa	24-32	.750
Opponents	15-21	.714

SCORING BY HALVES

Iowa has outscored its opponents 420-353 in the first half and 494-416 in the second half. Iowa has led at halftime in eight of 11 games and the Hawkeyes have outscored their opponent in the second half in nine games.

REACHING DOUBLE FIGURES

Following are Iowa's number of double figure games in scoring and rebounding, both for the 2004-05 season and for their career:

	Points		Rebounds	
	'04-05	Career	'04-05	Career
Jack Brownlee	0	0	0	0
Greg Brunner	9	32	3	13
Erek Hansen	4	4	0	0
Adam Haluska	8	23	0	0
Mike Henderson	0	0	0	0
Jeff Horner	9	40	0	3
Pierre Pierce	11	48	0	1
Carlton Reed	1	1	0	0
Doug Thomas	1	1	1	1

STARTING LINE-UPS

Iowa has used two starting line-ups in its 11 games. Following is Iowa's record by line-up, with the most recent starting unit in bold:

Brunner, Hansen, Haluska, Horner, Pierce	9-1
(WIU, Louisville, Texas, UNC, Centenary, UNCG, UNI, ISU, WCU, TTU)	
Brunner, Thomas, Haluska, Horner, Pierce	1-0
(at Drake)	

HAWKEYE TIDBITS

- Iowa's contest at Drake was the only true road game for the Hawkeyes in non-conference play. Iowa played three neutral site games at the EA Sports Maui Invitational and played Texas Tech at the United Center in Chicago.
- Iowa has had four players or more score in double figures in nine of 11 games, with a season-best six players in the win over Western Illinois. Iowa is 1-0 when six players score in double figures, 1-0 when five players score 10 points or more, 6-1 when four reach double figures and 2-0 when two are in double figures.

- Iowa has four players averaging between 12.7 and 16.3 points per game and four players averaging between 4.8 and 7.2 rebounds per outing.
- Iowa is 8-0 when leading at halftime and 2-1 when trailing at intermission.
- Iowa is 5-1 when controlling the opening tip and 5-0 when not controlling the tip.
- Iowa is 4-0 in games decided by 10 points or less, and has not played an overtime game.
- Under Steve Alford, Iowa is 30-6 when shooting at least 50% from the field, including 5-1 this season.
- North Carolina and Northern Iowa are the only Iowa opponents to shoot over 50% from the field this season. Last season, Iowa was 0-5 when its opponent shot at least 50% from the field.

NO THREE-POINTERS

Since the three-point shot became part of the college game, Iowa has played 14 games in which it has failed to make a three-point attempt. Iowa had made at least one three-point basket in 53 straight games before missing all five attempts in a 71-61 home win over Purdue last season. The five three-point attempts are the fewest attempted by a Steve Alford team at Iowa.

Following is a list of those games, in which Iowa has posted an 11-3 record. During the 1982-83 season, when the three-point shot was first added, the number of three-point attempts in some games is unavailable.

Date	Opponent	3-pt.	Result
1/7/04	Purdue	0-5	W, 71-61
2/13/02	Penn State	0-9	L, 65-71
12/8/92	Northern Iowa	0-5	W, 64-44
12/6/91	Army	0-8	W, 74-39
12/12/88	Jackson State	0-3	W, 86-71
12/19/87	Iowa State	0-7	L, 100-102
2/10/83	Purdue	0-1	W, 55-46
12/29/82	Seton Hall	0	W, 85-63
12/28/82	James Madison	0	W, 55-47
12/18/82	UCLA	0	L, 66-75
12/11/82	Southern Cal	0	W, 66-55
12/8/82	Marquette	0	W, 87-66
12/3/82	Navy	0	W, 76-65
11/27/82	Brigham Young	0	W, 91-80

SEEKING FIVE STRAIGHT IN '05

Iowa is seeking a fifth straight winning season, a streak that would match the second longest consecutive winning seasons record in Iowa basketball history. Iowa's longest streak of consecutive winning seasons is seven, from 1950 through 1956. Pops Harrison, Bucky O'Connor and Rollie Williams all coached the Hawkeyes during those years. Only a 10-10 record in 1949 kept Iowa from 13 consecutive winning seasons (1944-56).

Lute Olson coached Iowa to five straight winning seasons from 1979-83, George Raveling and Tom Davis combined to coach Iowa to winning seasons from 1985-89 and Davis coached Iowa to winning seasons from 1995-99.

TRI-CAPTAINS NAMED FOR 2005

Iowa's tri-captains for the season include juniors Greg Brunner, Jeff Horner and Pierre Pierce. Pierce, a native of Westmont, IL, started all 29 games a year ago, leading the team in scoring (16.1) while averaging 5.7 rebounds per game. Brunner, a native of Charles City, started 26 of 29 games. His 8.2 rebounds per game were a team best and ranked second in the Big Ten. Horner, a Mason City native, has started all 69 games over the past three seasons. He led the team in assists in each of the last two seasons while also averaging 13 points and 5.3 rebounds last year.

THE RETURNING CAST

Iowa returns three starters and six lettermen from 2004. Those six returning lettermen last season scored over 1,200 points and totaled over 600 rebounds. The six players, in 2004, scored 60.1% of Iowa's points, had 56.9% of the rebounds, 67.5% of the assists, 64.4% of the blocked shots and 45.2% of the steals.

In 29 games, a sophomore led Iowa in scoring 26 times and a sophomore was the top rebounder in 22 games. The Hawkeyes return their statistical leader from last season in all categories, with the exception of steals (Brody Boyd).

The 13-man squad includes one senior, six juniors, two sophomores and four freshmen. The roster includes eight Iowans, plus one player from California, Illinois, Indiana, Ohio and Texas.

NEWCOMERS GAIN ATTENTION

Iowa's class of newcomers includes seven players. That list includes juniors Doug Thomas and Justin Wieck, sophomore Adam Haluska and freshmen J.R. Angle, Seth Gorney, Carlton Reed and Alex Thompson.

The group is ranked the second best incoming class in the Big Ten and 20th in the nation by Hoop Scoop in the June issue of *Basketball Times*.

Street and Smith's ranks the group as the top incoming class in the Big Ten and names Thompson on the all-Midwest team on its list of Top 10 Freshman.

Lindy's rates the incoming class as 14th best nationally and lists Haluska fourth among its top 10 transfers.

Athlon Sport's also lists Haluska among the top transfers in the nation and rates the overall class fourth best in the Big Ten.

NOTES FROM A YEAR AGO

- Iowa is one of four Big Ten teams to post a winning season in each of the last four years, joining Illinois, Michigan State and Wisconsin. Iowa advanced to post-season play for the fourth straight season a year ago.
- Iowa's 9-7 Big Ten record earned a fourth place finish in the conference race, a feat that was accomplished despite the fact that Iowa lost an average of 30 points and 17 rebounds from the team that posted a 9-4 record through its first 13 games of the season.

- Iowa collected four Big Ten road wins in 2004 and seven in the last two seasons. In Big Ten play, only Illinois (six) and Michigan State (five) won more road games a year ago as Iowa won at Indiana, Purdue, Ohio State and Minnesota. The Hawkeyes won three road games in 2003. Under Steve Alford, Iowa has won at least three Big Ten road games in three of five seasons.
- Iowa ranked second in the Big Ten, for all games, in five statistical categories, including scoring offense, field goal defense, three-point field goal percentage, rebounding margin and assists per game.
- Iowa's single-game bests in 2003-04 included Pierre Pierce with 28 points vs. Michigan in the Big Ten Tournament, a career-high. Greg Brunner had 14 rebounds in the double-overtime win at Indiana, also a career-high. Jeff Horner had a then career-high nine assists in the win over Drake and 2004 Brody Boyd had seven steals in Iowa's win over Northern Illinois.

IOWA IN TOURNAMENT PLAY

Iowa has fared well while taking part in regular-season tournaments over the past 23 years. In that time Iowa has won the Great Alaska Shootout (1986-87), the Cal-Irvine Anteater Classic (1986-87), the Maui Classic (1987-88), the San Juan Thanksgiving Shootout (1992-93), the San Juan Christmas Shootout (1997-98), the Big Ten Conference Tournament in 2001 and its own invitational 22 times.

In addition, Iowa was runner-up in the 1985-86 Far West Classic, the 1987-88 All-College Tournament, the 1988-89 Chaminade Classic, the 1991-92 Tampa Tribune Holiday Invitational, the 1994-95 Rainbow Classic, the 1995-96 Great Alaska Shootout, the 1999-00 Coaches vs. Cancer Classic, the 2001-02 Guardians Classic, the 2002 Big Ten Conference Tournament and the 2004 Maui Invitational.

IOWA IN THE NCAA TOURNAMENT

Iowa made its 20th appearance in the NCAA Tournament in 2001, defeating Creighton 69-56 in the opening round of the East regional before falling to second-seeded Kentucky 92-79 in the second round. Iowa, which earned the Big Ten's automatic bid, was seeded seventh in the East.

The Hawkeyes hold an overall record of 27-22 in the tournament, advancing to the Final Four in 1955 (fourth), 1956 (second) and 1980 (fourth). Iowa has advanced to at least the second round in its last 10 tournament appearances, last losing in the first round in 1986. Iowa reached the regional championship in 1987 and lost in the regional semi-final in 1988 and 1999.

INFORMATION ON THE WEB

Iowa basketball information is available on the University of Iowa's website, hawkeyesports.com. Once you have entered the website, you may obtain game notes, game stories and box scores from all games throughout the season, plus team and individual cumulative stats. Members of the media who wish to have this information forwarded via e-mail throughout the season may do so by contacting the Iowa Sports Information office with your e-mail address.

IOWA PHOTOS AVAILABLE

Up-to-date head shots of all Iowa players and coaches, plus a 2004-05 team photo, are available on the internet at pics.hawkeyebasketball.com. Contact the Iowa Sports Information office if you are in need of additional photos.

HIGH SPEED CONNECTIONS

For members of the media who cover Iowa home games on a regular basis, high speed connections are available in Carver-Hawkeye Arena. The cost is \$150 per data port for the entire season, or \$25 per game. If you are interested, or need further information, contact Liz Knight at the University of Iowa ITS office at (319) 335-2920.

WEEKLY NEWS CONFERENCES

Following is a list of dates for basketball press conferences with Coach Steve Alford. They are held in the Press Room at Carver-Hawkeye Arena, beginning at 11:30 a.m. Players are available for interviews at approximately noon, following the sessions with Coach Alford. Daily practice begins at 12:30 p.m. while school is in session.

During the holiday break the times for the press conferences will be 3 p.m., following practice. Players will be available after practice at approximately 2:30 p.m. This affects the press conferences scheduled for Jan. 3 and 13. Here are the news conference dates:

January	Mon, 3rd	Thu, 13th	Tue, 18th	Mon, 24th	
February	Thu, 3rd	Mon, 7th	Mon, 14th	Mon, 21st	Mon, 28th
March	Mon, 7th				

IN-SEASON TELE-CONFERENCES

Following is a list of tele-conference dates with Coach Steve Alford. Each call will begin at 10:30 a.m. CT. If you are interested in joining any of the tele-conferences, please contact the Iowa Sports Information Office for details. Here are the tele-conference dates:

December	Mon, 27th	Thu, 30th	
January	Fri, 7th	Fri, 21st	Fri, 28th
February	Fri, 11th	Fri, 18th	Fri, 25th

BIG TEN TELECONFERENCES

The Big Ten Conference office has scheduled tele-conferences with men's basketball coaches each week during the Big Ten portion of the 2004-05 season. The tele-conferences are held each Monday from 9-11 a.m. CT and are scheduled through March 7. The weekly calls begin Monday, Jan. 3. The calls will be available for play-back for 24 hours. Contact the Big Ten office or the Iowa Sports Information office for the tele-conference and play-back phone numbers. Following is the coaches order of appearance:

9:00	Mike Davis, Indiana	10:00	Tom Izzo, Michigan State
9:10	Steve Alford, Iowa	10:10	Bo Ryan, Wisconsin
9:20	Dan Monson, Minnesota	10:20	Tommy Amaker, Michigan
9:30	Bill Carmody, Northwestern	10:30	Thad Matta, Ohio State
9:40	Ed DeChellis, Penn State	10:40	Bruce Weber, Illinois
9:50	Gene Keady, Purdue	10:50	Player of the Week

HALK TALK WITH STEVE ALFORD

Fans of the University of Iowa basketball program may join Iowa Coach Steve Alford and radio announcer Gary Dolphin each week during the season for the "Hawk Talk with Steve Alford" radio call-in show. The show takes place each week at Carlos O'Kelly's Mexican Café in Iowa City. The show airs from 6-7:30 p.m. on the following dates: Jan. 3, 10, 17, 24, 31; Feb. 7, 14, 21, 28; and Mar. 7.

HIGHLIGHTS AND SOUND BITES ON SATELLITE

Sound bites with coaches and athletes from Iowa's winter sports teams are available each week throughout the winter. The video sound bites are available from 3:30-3:45 p.m. CT and include all winter sports, including men's and women's basketball and wrestling. The satellite coordinates are ANIK F1, C-6 (c-band). The highlights will be available each Wednesday from Jan. 5 through March 16.

IOWA ON THE TUBE

Every Iowa game throughout the 2004-05 will be televised. Iowa appeared on national cable television (ESPN and ESPN2) in three games in the Maui Invitational and the Dec. 21 game vs. Texas Tech was a national cable telecast on ESPN2. Iowa games not selected for national coverage will be televised regionally by ESPN Plus, while several conference games are scheduled to be carried throughout the Big Ten Conference viewing area as part of the Big Ten regional network agreement with ESPN Plus.



HY-VEE CY-HAWK SERIES

Iowa leads the inaugural Hy-Vee Cy-Hawk Series 9-4. Iowa recorded a 17-10 football victory, an 89-80 win in women's basketball, a 214-85 win in women's swimming and diving and a 70-63 win in men's basketball. Iowa State has posted a 6-1 women's soccer victory and a 19-16 wrestling victory.

A point system tracks each institution's performance and will culminate in one institution winning the annual trophy for the Hy-Vee Cy-Hawk Series. Intercollegiate athletic teams from Iowa and Iowa State will square off in head-to-head competition nine different times during the 2004-05 academic year. The competition this year is in men's basketball, women's basketball, wrestling, women's gymnastics, women's soccer, softball and women's swimming and diving. Additional points will be available for each school to secure based on successful performance in the classroom by its student-athletes. Listed below are the remaining events:

Jan. 28	W. Gymnastics	2 points
Feb. 19	W. Gymnastics	2 points
Apr. 19	Softball	2 points

Two points for an institution if the student-athlete graduation rate for all student-athletes is greater than the national average for all student-athletes.

AFTER THIS

Iowa's final non-conference contest is Dec. 31 when the Hawkeyes host Saint Louis at 7:05 p.m. The Hawkeyes open Big Ten play Jan. 5, hosting Michigan, and travel to Ohio State Jan. 8.

Iowa Hawkeyes
Iowa Hawkeyes Season Box Score (as of Dec 21, 2004)
All games

RECORD:	OVERALL	HOME	AWAY	NEUTRAL
ALL GAMES.....	(10-1)	(6-0)	(1-0)	(3-1)
CONFERENCE.....	(0-0)	(0-0)	(0-0)	(0-0)
NON-CONFERENCE.....	(10-1)	(6-0)	(1-0)	(3-1)

				---TOTAL---		---3-PTS---		----REBOUNDS----																	
##	Player	GP-GS	Min--Avg	FG-FGA	Pct	3FG-FGA	Pct	FT-FTA	Pct	Off	Def	Tot	Avg	PF	FO	A	TO	Blk	Stl	Pts	Avg				
03	Pierce, Pierre.....	11-11	342 31.1	70-156	.449	14-45	.311	25-53	.472	13	48	61	5.5	26	0	46	43	7	30	179	16.3				
02	Horner, Jeff.....	11-11	378 34.4	53-110	.482	33-65	.508	33-41	.805	8	48	56	5.1	18	0	73	23	0	22	172	15.6				
01	Haluska, Adam.....	11-11	303 27.5	46-93	.495	22-51	.431	37-46	.804	3	39	42	3.8	21	1	19	12	1	10	151	13.7				
44	Brunner, Greg.....	11-11	312 28.4	52-95	.547	2-10	.200	34-49	.694	26	53	79	7.2	34	2	27	25	13	14	140	12.7				
34	Hansen, Erek.....	10-10	236 23.6	37-74	.500	3-5	.600	16-24	.667	20	14	34	3.4	30	1	5	17	40	2	93	9.3				
35	Henderson, Mike....	11-0	183 16.6	16-37	.432	3-7	.429	20-30	.667	6	14	20	1.8	13	0	16	13	1	6	55	5.0				
23	Thomas, Doug.....	11-1	168 15.3	18-31	.581	0-0	.000	15-20	.750	18	35	53	4.8	34	1	5	11	6	3	51	4.6				
25	Reed, Carlton.....	11-0	116 10.5	12-25	.480	7-15	.467	11-14	.786	2	8	10	0.9	6	0	5	5	0	5	42	3.8				
05	Thompson, Alex.....	10-0	96 9.6	8-22	.364	0-0	.000	1-4	.250	9	10	19	1.9	10	0	5	2	4	4	17	1.7				
04	Angle, J.R.....	7-0	16 2.3	3-8	.375	2-5	.400	0-0	.000	1	4	5	0.7	1	0	1	5	0	0	8	1.1				
15	Brownlee, Jack....	5-0	9 1.8	1-4	.250	1-4	.250	0-0	.000	0	0	0	0.0	0	0	1	1	0	1	3	0.6				
13	Wieck, Justin.....	6-0	11 1.8	0-1	.000	0-0	.000	2-2	1.000	0	1	1	0.2	1	0	1	1	1	0	2	0.3				
53	Gorney, Seth.....	7-0	30 4.3	0-0	.000	0-0	.000	1-2	.500	3	5	8	1.1	5	0	1	3	1	2	1	0.1				
TEAM.....										16	21	37	3.4	0			2								
Total.....		11	2200	316-656	.482	87-207	.420	195-285	.684	125	300	425	38.6	199	5	205	163	74	99	914	83.1				
Opponents.....		11	2200	282-680	.415	71-191	.372	134-203	.660	142	270	412	37.5	236	-	159	196	36	85	769	69.9				

SCORE BY PERIODS:	1st	2nd	Total
Iowa Hawkeyes.....	420	494	- 914
Opponents.....	353	416	- 769

DEADBALL REBOUNDS:	OFF	DEF	TOTAL
Iowa Hawkeyes.....	35	0	35
Opponents.....	25	0	25

Iowa Hawkeyes
Iowa Hawkeyes Overall Team Statistics (as of Dec 21, 2004)
All games

TEAM STATISTICS	IOWA	OPP
-----	-----	-----
SCORING.....	914	769
Points per game.....	83.1	69.9
Scoring margin.....	+13.2	-
FIELD GOALS-ATT.....	316-656	282-680
Field goal pct.....	.482	.415
3 POINT FG-ATT.....	87-207	71-191
3-point FG pct.....	.420	.372
3-pt FG made per game..	7.9	6.5
FREE THROWS-ATT.....	195-285	134-203
Free throw pct.....	.684	.660
REBOUNDS.....	425	412
Rebounds per game.....	38.6	37.5
Rebounding margin.....	+1.2	-
ASSISTS.....	205	159
Assists per game.....	18.6	14.5
TURNOVERS.....	163	196
Turnovers per game.....	14.8	17.8
Turnover margin.....	+3.0	-
Assist/turnover ratio..	1.3	0.8
STEALS.....	99	85
Steals per game.....	9.0	7.7
BLOCKS.....	74	36
Blocks per game.....	6.7	3.3
WINNING STREAK.....	7	-
Home win streak.....	6	-
ATTENDANCE.....	65267	21738
Home games-Avg/Game....	6-10878	1-7062
Neutral site-Avg/Game..	-	4-3669
SCORE BY PERIODS:	1st 2nd	Total
-----	-----	-----
Iowa Hawkeyes.....	420 494	- 914
Opponents.....	353 416	- 769

Dec. 28, 2004
Game-By-Game Results
Includes 11 Games
Overall: 10-1;
Big Ten: 0-0;
Home: 6-0;
Away: 1-0;
Neutral: 3-1

Date	Opponent	Result	Attend.	Top Scorer	Top Rebounder
Nov. 19	Western Illinois	W, 85-62	10,004	Pierre Pierce, 16	Doug Thomas, 9
% Nov. 22	Louisville (n)	W, 76-71	2,500	Jeff Horner, 18	Greg Brunner, 10
% Nov. 23	Texas (n)	W, 82-80	2,500	Jeff Horner, 27	Greg Brunner, 8
% Nov. 24	North Carolina (n)	L, 92-106	2,500	Adam Haluska, 19	Jeff Horner, 9
Nov. 30	at Drake	W, 91-75	7,062	Haluska/Horner, 21	Haluska/Horner, 8
* Dec. 3	Centenary	W, 88-53	9,711	Pierre Pierce, 19	Doug Thomas, 7
* Dec. 4	UNC-Greensboro	W, 83-58	10,680	Haluska/Pierce, 17	Doug Thomas, 10
Dec. 7	Northern Iowa	W, 76-73	10,349	Greg Brunner, 23	Jeff Horner, 9
Dec. 10	Iowa State	W, 70-63	15,312	Adam Haluska, 20	Greg Brunner, 13
Dec. 18	Western Carolina	W, 88-75	9,211	Pierre Pierce, 21	Greg Brunner, 11
^ Dec. 21	Texas Tech (n)	W, 83-53	7,176	Adam Haluska, 21	Greg Brunner, 8
Dec. 28	Air Force				
Dec. 31	Saint Louis				
Jan. 5	Michigan				
Jan. 8	at Ohio State				
Jan. 15	Minnesota				
Jan. 20	at Illinois				
Jan. 22	Purdue				
Jan. 26	at Northwestern				
Jan. 29	Indiana				
Feb. 5	Michigan State				
Feb. 9	at Wisconsin				
Feb. 12	Northwestern				
Feb. 16	at Purdue				
Feb. 19	Illinois				
Feb. 23	at Minnesota				
Feb. 26	at Penn State				
Mar. 2	Ohio State				
Mar. 5-6	at Michigan				
# Mar. 10-13	at Big Ten Tournament, Chicago				

% - - EA Sports Maui Invitational, Maui, Hawaii

* - - Gazette Hawkeye Challenge, Iowa City, IA

^ - - at United Center, Chicago, IL

& - - Big Ten Conference Tournament, Chicago, IL

Attendance Summary	Games	Totals	Average
Home	6	65,267	10,878
Away	1	7,062	7,062
Neutral	4	14,676	3,669
Totals	11	87,005	7,910



Includes 11 Games

at Iowa
Air Force
at Iowa
Saint Louis
at Iowa
Michigan
Iowa
at Ohio State

Dec. 28, 2004**Season & Career Bests****Includes 11 Games****Season Bests**

Player	Points	Rebounds	Assists	Blocks	Steals
J.R. Angle	3 vs. W. IL	2 at Drake/Centenary	1 vs. Centenary		
Jack Brownlee	3 vs. Centenary		1 vs. N. Carolina		1 vs. W. IL
Greg Brunner	23 vs. Northern IA	13 vs. Iowa State	5 vs. W. Carolina	3 vs. UNC/UNCG	3 vs. Iowa State
Seth Gorney	1 vs. Centenary	2 vs. UNC/Cent.	1 vs. Centenary	1 vs. N. Carolina	1 vs. W. IL/Cent.
Adam Haluska	21 at Drake/TX Tech	8 at Drake	4 vs. Northern IA	1 vs. Greensboro	2, four times
Erek Hansen	14 vs. Northern IA	6, three times	1, twice	7 vs. Iowa State	1 vs. UNC/WCU
Mike Henderson	8, three times	4 vs. Centenary	3 vs. three teams	1 vs. Centenary	1, six times
Jeff Horner	27 vs. Texas	9 vs. N. Carolina/UNI	11 vs. Greensboro		7 vs. W. IL
Pierre Pierce	21 vs. W. Carolina	8 vs. ISU/WCU	7 vs. Texas	2, twice	5 vs. Centenary/ISU
Carlton Reed	14 at Drake	3 vs. Greensboro	1, five times		3 vs. W. Carolina
Doug Thomas	14 vs. W. IL	10 vs. Greensboro	1, five times	1, six times	1, three times
Alex Thompson	5 vs. W. Carolina	5 vs. Texas Tech	1, four times	2 vs. Centenary	1, four times
Justin Wieck	2 vs. N. Carolina	1 vs. W. Carolina	1 vs. W. IL	1 vs. Centenary	

Career Bests

Player	Points	Rebounds	Assists
J.R. Angle	3 vs. Western IL/N. Carolina	2 at Drake	1 vs. Centenary
Jack Brownlee	3 vs. Centenary	2, UNC-Asheville, '04	1, at IA St./Ohio St./PSU, '04
Greg Brunner	26, Louisville, '04	14, at Indiana, '04	5, vs. E. Illinois, '04/W. Carolina
Seth Gorney	1 vs. Centenary	2 vs. N. Carolina	1 vs. Centenary
Adam Haluska	21 at Drake/Texas Tech	11, ARK-Pine Bluff, '03	4, four times, last vs. TX Tech
Erek Hansen	14 vs. Northern Iowa	7, at Northwestern, '04	2, Wisconsin, '04/Northern IA
Mike Henderson	8, three times, last vs. TX Tech	4 vs. Centenary	5, UNC-Asheville, '04
Jeff Horner	27 vs. Texas	11, Illinois, '03	11 vs. Greensboro
Pierre Pierce	28 vs. Michigan, '04	10, Minnesota, '04	8, Michigan, '04
Carlton Reed	14 at Drake	3 vs. Greensboro	1 vs. five teams
Doug Thomas	14 vs. Western IL	10 vs. Greensboro	1, five times, last vs. TX Tech
Alex Thompson	5 vs. Western Carolina	5 vs. Texas Tech	1, five times, last vs. TX Tech
Justin Wieck	2 vs. N. Carolina	1 vs. Western Carolina	1 vs. Western IL

NOTE: Career bests occurred in 2004-05 unless otherwise noted.

Dec. 28, 2004

Individual Points/Rebounds

Includes 11 Games

	A N G L E	B R O W N E E	B R U N N E R	G O R N E Y	H A L U S E K A	H A N S E N S O N	H E N D E R S O N	H O R N E R E	P I E R C E	R E E D	T H O M A S	T H O M A S	W I C K
Western Illinois	3-1	0-0	10#4	0-1	14#1	13#2	5-3	10#4	16#3	0-1	14-9	0-0	0-0
% Louisville (n)	DNP	DNP	13#10	DNP	14#3	7#6	6-2	18#5	16#6	0-1	2-3	0-0	DNP
% Texas (n)	DNP	DNP	17#8	DNP	2#5	11#6	2-1	27#4	18#7	2-0	3-6	0-1	DNP
% North Carolina (n)	3-0	0-0	12#2	0-2	19#3	8#1	4-1	18#9	13#5	5-0	8-5	0-1	2-0
at Drake	0-2	DNP	8#4	0-0	21#8	INJ	8-1	21#8	15#4	14-1	0#1	4-3	DNP
* Centenary	2-2	3-0	14#6	1-2	8#2	5#1	8#4	9#4	19#5	7-1	8-7	4-3	0-0
* UNC-Greensboro	0-0	0-0	12#9	0-0	17#5	8#2	5-0	14#3	17#6	6-3	4-10	0-1	0-0
Northern Iowa	DNP	DNP	23#4	DNP	5#0	14#3	2-3	16#9	14#4	0-0	2-3	DNP	DNP
Iowa State	DNP	DNP	11#13	DNP	20#3	8#3	2-0	12#6	15#8	0-0	2-1	0-2	DNP
Western Carolina	0-0	DNP	11#11	0-1	10#6	10#4	5-2	20#2	21#8	4-2	2-2	5-3	0-1
^ Texas Tech (n)	0-0	0-0	9#8	0-2	21#6	9#6	8-3	7#2	15#5	4-1	6-6	4-5	0-0
Air Force													
Saint Louis													
Michigan													
at Ohio State													
Minnesota													
at Illinois													
Purdue													
at Northwestern													
Indiana													
Michigan State													
at Wisconsin													
Northwestern													
at Purdue													
Illinois													
at Minnesota													
at Penn State													
Ohio State													
at Michigan													
& Big Ten Conference Tournament													

% - - EA Sports Maui Invitational, Maui, Hawaii

* - - Gazette Hawkeye Challenge, Iowa City, IA

^ - - at United Center, Chicago, IL

& - -Big Ten Conference Tournament, Chicago, IL

- - Denotes starting line-up

Dec. 28, 2004**The Last Time . . .****Includes 11 Games**

The Last Time a Player . . .***Had 30 or more points***

Iowa - - 31, Luke Recker at Missouri, 12/15/01

Opponent - - 34, Marcus Taylor, Michigan State, 3/02/02

Made at least 90% of his FGA (10 att.)

Iowa - - .909 (9-10), Luke Recker vs. Purdue, 3/07/02

Opponent - - .900 (9-10), Willie Simms, Wisconsin, 1/11/90

Made 100% of his FTA (10 att.)

Iowa - - 1.000 (11-11), Luke Recker vs. Minnesota, 2/09/02

Opponent - - 1.000 (10-10), Nick Smith, Illinois, 1/17/04

Had 15 or more rebounds

Iowa - - 17, Jared Reiner at Indiana, 3/01/03

Opponent - - 16, Jackson Vroman, Iowa State, 1/21/04

Had 10 or more assists

Iowa - - 10, Jeff Horner vs. Western Carolina, 12/18/04

Opponent - - 10, Bernard Robinson, Jr., Michigan, 3/12/04

Had 5 or more blocks

Iowa - - 6, Erik Hansen vs. Texas Tech, 12/21/04

Opponent - - 7, Jeff Newton, Indiana, 3/9/02

Had 5 or more steals

Iowa - - 5, Pierre Pierce vs. Iowa State, 12/10/04

Opponent - - 6, Lonnie Randolph, Drake, 11/30/04

The Last Time A Team . . .***Scored 100 or more points***

Iowa - - 107 vs. UNC-Asheville, 11/23/03

Opponent - - 106, North Carolina, 11/24/04

Scored 40 or fewer points

Iowa - - 39 vs. Indiana, 1/10/49

Opponent - - 37, Puerto Rico-Mayaguez, 12/21/97

Won an overtime game

Iowa - - 84-82 (2 OT) at Indiana, 2/7/04

Opponent - - 91-88 (1 OT), at Indiana, 3/1/03

Made at least 60% of its FGA (20 att.)

Iowa - - .600 (27-45) at Northwestern, 1/9/02

Opponent - - .615 (24-39), Wisconsin, 3/5/99

Made at least 50% of its 3-pt. FGA (8 att.)

Iowa - - .556 (10-18) vs. Northern Iowa, 12/7/04

Opponent - - .500 (12-24), Western Carolina, 12/18/04

Made at least 90% of its FTA (10 att.)

*Iowa - - 1.000 (20-20) vs. Western Illinois, 11/19/04

Opponents - - .909 (10-11), Northern Iowa, 12/10/02

*** - - School Record**

Dec. 28, 2004**Iowa's Record When . . .****Includes 11 Games**

When playing at home:	6-0	When leading at the half:	8-0	When wearing White:	4-0
When playing on the road:	1-0	When trailing at the half:	2-1	When wearing Black:	2-1
When playing on a neutral court:	3-1	When tied at the half:	0-0	When wearing Gold:	4-0
When Iowa scores 100 points or more:	0-0	Iowa field goal percentage at home:	177-362	.489	
When Iowa scores 90-99 points:	1-1	Iowa field goal percentage on road:	139-294	.473	
When Iowa scores 80-89 points:	6-0	Iowa 3-point percentage at home:	45-106	.425	
When Iowa scores 70-79 points:	3-0	Iowa 3-point percentage on road:	42-101	.416	
When Iowa scores under 70 points:	0-0	Iowa free throw percentage at home:	91-132	.689	
		Iowa free throw percentage on road:	104-153	.680	
When opponent scores 100 points or more:	0-1	On Sunday:	0-0		
When opponent scores 90-99 points:	0-0	On Monday:	1-0		
When opponent scores 80-89 points:	1-0	On Tuesday:	4-0		
When opponent scores 70-79 points:	4-0	On Wednesday:	0-1		
When opponent scores 60-69 points:	2-0	On Thursday:	0-0		
When opponent scores fewer than 60 points:	3-0	On Friday:	3-0		
		On Saturday:	2-0		
When Iowa shoots at least 50% from the field:	5-1	On CBS:	0-0		
When Iowa shoots less than 50% from the field:	5-0	On ESPN:	1-1		
When opponent shoots at least 50% from the field:	1-1	On ESPN2:	2-0		
When opponent shoots less than 50% from the field:	9-0	On ESPN Plus:	6-0		
When Iowa has higher FG% than opponent:	7-1	On Opponent Network:	1-0		
When opponent has higher FG%:	2-0	No Television:	0-0		
When FG% is equal:	1-0				
When Iowa outrebounds opponent:	5-1	Most Points, First Half:	52 at Drake		
When opponent has more rebounds:	4-0	Fewest Points, First Half:	32 vs. W. Car./TX Tech		
When rebounds are equal:	1-0	Most Points Allowed, First Half:	59 by North Carolina		
		Fewest Points Allowed, First Half:	20 by Texas Tech		
When Iowa shoots at least 80% from the line:	1-0	Most Points, Second Half:	56 vs. Western Carolina		
When Iowa shoots less than 80% from the line:	9-1	Fewest Points, Second Half:	36 vs. Iowa State		
When opponent shoots at least 80% from the line:	1-0	Most Points Allowed, Second Half:	50 by Western Carolina		
When opponent shoots less than 80% from the line:	9-1	Fewest Points Allowed, Second Half:	27 by Centenary		
When Iowa shoots more free throws than opponent:	10-1				
When opponent shoots more free throws:	0-0	Largest Halftime Advantage:	17 vs. W. Ill./at Drake		
When free throws attempts are equal:	0-0	Largest Halftime Deficit:	19 vs. North Carolina		
When Iowa has higher FT% than opponent:	5-0				
When opponent has higher FT%:	5-1				
When FT% is equal:	0-0				
When Iowa shoots at least 50% from three-point range:	4-1				
When Iowa shoots less than 50% from three-point range:	6-0				
When opponent shoots at least 50% from three-point range:	2-1				
When opponent shoots less than 50% from three-point range:	8-0				
When Iowa has a higher three-point FG% than opponent:	8-0				
When opponent has a higher three-point FG%:	2-1				
When three-point FG% is equal:	0-0				
When Iowa has more assists than opponent:	7-0				
When opponent has more assists:	1-1				
When assists are equal:	2-0				
When Iowa has fewer turnovers than opponent:	9-0				
When opponent has fewer turnovers:	0-1				
When turnovers are equal:	1-0				
When Iowa has more steals than opponent:	7-0				
When opponent has more steals:	3-1				
When steals are equal:	0-0				

Dec. 28, 2004**Season Highs & Lows****Includes 11 Games****Individual Highs**

Points:	27	Jeff Horner vs. Texas
Field Goals:	10 (13 att.)	Greg Brunner vs. Northern Iowa
Field Goal Attempts:	18	(7 made), Pierre Pierce vs. Texas; (6 made), Pierce vs. Iowa State
Field Goal Percentage (8 att.):	.769 (10-13)	Greg Brunner vs. Northern Iowa
3-pt. Field Goals:	6	(7 att.), Jeff Horner vs. North Carolina; (10 att.), Jeff Horner vs. Texas
3-pt. Field Goal Attempts:	10 (6 made)	Jeff Horner vs. Texas
3-pt. Field Goal Percentage (4 att.):	.857 (6-7)	Jeff Horner vs. North Carolina
Free Throws:	11 (13 att.)	Adam Haluska vs. North Carolina
Free Throw Attempts:	13 (11 made)	Adam Haluska vs. North Carolina
Free Throw Percentage (8 att.):	.900 (9-10)	Adam Haluska at Drake
Rebounds:	13	Greg Brunner vs. Iowa State
Assists:	11	Jeff Horner vs. UNC Greensboro
Blocked Shots:	7	Erek Hansen vs. Iowa State
Steals:	7	Jeff Horner vs. Western Illinois

Team Highs

Iowa	Points	Opponent
92 vs. North Carolina	Field Goals	106 by North Carolina
33 (60 att.) vs. Centenary	FG Attempts	39 (74 att.) by North Carolina
68 (31 made) vs. Texas Tech	FG Percentage	74 (39 made) by UNC; (25 made) by UNCG
.550 (33-60) vs. Centenary	3-pt. Field Goals	.527 (39-74) by North Carolina
14 (24 att.) vs. North Carolina	3-pt. FG Attempts	12 (24 att.) by Western Carolina
24 (9 made) vs. Texas; (14 made) vs. N. Carolina	3-pt. FG Percentage	24 (12 made) by Western Carolina
.583 (14-24) vs. North Carolina	Free Throws	.588 (10-17) by North Carolina
24 (38 att.) vs. Louisville	FT Attempts	20 (29 att.) by Louisville
38 (24 made) vs. Louisville	FT Percentage	29 (20 made) by Louisville
*1,000 (20-20) vs. Western Illinois	Rebounds	.846 (11-13) by Centenary
47 vs. Texas Tech	Blocked Shots	47 by Iowa State
*12 vs. North Carolina & UNC Greensboro	Steals	5 by Drake & Western Carolina
14 vs. Western Illinois	Turnovers	13 by Drake
21 vs. UNC Greensboro	Fouls	26 by Western Illinois
25 vs. Western Illinois		25 by Iowa State & Western Carolina


Team Lows

Iowa	Points	Opponent
70 vs. Iowa State	Field Goals	53 by Centenary & Texas Tech
22 (60 att.) vs. Iowa State	FG Attempts	18 (56 att.) by Centenary
51 (23 made) vs. Louisville	FG Percentage	49 (23 made) by Western Illinois
.367 (22-60) vs. Iowa State	3-pt. Field Goals	.321 (18-56) by Centenary
4 (17 att.) vs. Iowa State	3-pt. FG Attempts	none (6 att.) by Iowa State
15 (8 made) vs. Western Carolina	3-pt. FG Percentage	6 (none made) by Iowa State
.235 (4-17) vs. Iowa State	Free Throws	0.0% (0-6) by Iowa State
6 (11 att.) vs. Northern Iowa	FT Attempts	3 (9 att.) by UNC Greensboro
11 (6 made) vs. Northern Iowa	FT Percentage	9 (3 made) by UNC Greensboro
.545 (6-11) vs. N. Iowa; (18-33) vs. W. Carolina	Rebounds	.333 (3-9) by UNC Greensboro
29 vs. Northern Iowa	Assists	32 by Western Illinois & Centenary
12 at Drake	Blocked Shots	9 by Centenary
2 vs. Northern Iowa	Steals	1 by Northern Iowa
5 vs. Northern Iowa	Turnovers	4 by Texas & Northern Iowa
7 vs. Northern Iowa	Fouls	9 by Northern Iowa
13 vs. Northern Iowa		15 by UNC Greensboro & Northern Iowa

*** - School Record**

4 - - J.R. Angle, G, 6-7, 205, Fr., Franklin, IN (Indian Creek HS)

- Two points and two rebounds in win vs. Centenary
- Two rebounds in win at Drake
- Three points vs. North Carolina
- Three points and one rebound in win over Western Illinois
- Three points and two rebounds in exhibition win over Upper Iowa
- Seven Rebounds and three assists in Blowout
- Two-time Johnson County Player of the Year and two-time NIKE all-American
- Two-time participant in USA Basketball Youth Development Festival
- Three-time all-state selection
- Averaged 27.3 points, 11.5 rebounds and 3.5 assists as a senior



Angle, Game-by-Game

Opp.	S	FG	3-PT	FT	O-D/RE	PF	TP	A	T	B	S	M
Western IL	N	1-2	1-2	0-0	0-1-1	0	3	0	0	0	0	1
Louisville (n)					DNP							
Texas (n)					DNP							
N. Car. (n)	N	1-1	1-1	0-0	0-0-0	0	3	0	0	0	0	2
at Drake	N	0-0	0-0	0-0	1-1-2	0	0	0	0	0	0	3
Centenary	N	1-2	0-1	0-0	0-2-2	1	2	1	1	0	0	5
UNC Greens.	N	0-2	0-1	0-0	0-0-0	0	0	0	1	0	0	2
Northern IA					DNP							
IA State					DNP							
W. Carolina	N	0-1	0-0	0-0	0-0-0	0	0	0	2	0	0	2
TX Tech (n)	N	0-0	0-0	0-0	0-0-0	0	0	0	1	0	0	1
Air Force												
Saint Louis												
Michigan												
at Ohio St.												
Minnesota												
at Illinois												
Purdue												
at N'western												
Indiana												
Mich. State												
at Wisconsin												
N'western												
at Purdue												
Illinois												
at Minnesota												
at Penn State												
Ohio State												
at Michigan												

Career Bests


Points: 3, twice, last vs. North Carolina, 11/24/04
Rebounds: 2, twice, last vs. Centenary, 12/3/04
FGM: 1, twice, last vs. Centenary, 12/3/04
FGA: 2, twice, last vs. Centenary, 12/3/04
FTM:
FTA:
Assists: 1, vs. Centenary, 12/3/04
Steals:
Blocks:
Minutes: 5, vs. Centenary, 12/3/04

Career Statistics

YEAR	G/GS	FG-A	PCT	3-PT	PCT	FT-A	PCT	O-D-RB	AVG	PF-DI	AS	TO	BK	ST	PTS	AVG
Fresh.	7/0	3-8	.375	2-5	.400	0-0	.000	1-4-5	0.7	1-0	1	5	0	0	8	1.1

***15 - - Jack Brownlee, G, 6-0, 165, Sr., Ft. Dodge, IA (Kirkwood, IA CC)**

- Three points in win vs. Centenary
- One assist vs. North Carolina
- Two points and an assist in exhibition win over Upper Iowa
- Four points and three assists in Blow-out
- Two points and one assist in home win over Penn State
- One point, a steal and one assist vs. Ohio State
- Two points and an assist at Iowa State
- One rebound vs. UW-Green Bay
- Two rebounds vs. UNC-Asheville
- Averaged 12 points, five assists and three rebounds per game as a sophomore for a Kirkwood team that finished one game from advancing to the national tournament



Brownlee, Game-by-Game

Opp.	S	FG	3-PT	FT	O-D/RE	PF	TP	A	T	B	S	M
Western IL	N	0-0	0-0	0-0	0-0-0	0	0	0	1	0	1	3
Louisville (n)					DNP							
Texas (n)					DNP							
N. Car. (n)	N	0-2	0-2	0-0	0-0-0	0	0	1	0	0	0	2
at Drake					DNP							
Centenary	N	1-2	1-2	0-0	0-0-0	0	0	0	0	0	0	2
UNC Greens.	N	0-0	0-0	0-0	0-0-0	0	0	0	0	0	0	1
Northern IA					DNP							
IA State					DNP							
W. Carolina					DNP							
TX Tech (n)	N	0-0	0-0	0-0	0-0-0	0	0	0	0	0	0	1
Air Force												
Saint Louis												
Michigan												
at Ohio St.												
Minnesota												
at Illinois												
Purdue												
at N'western												
Indiana												
Mich. State												
at Wisconsin												
N'western												
at Purdue												
Illinois												
at Minnesota												
at Penn State												
Ohio State												
at Michigan												

Career Bests


Points:	3, vs. Centenary, 12/3/04
Rebounds:	2, vs. UNC-Asheville, 11/23/03
FGM:	1, twice, last vs. Centenary, 12/3/04
FGA:	2, twice, last vs. Centenary, 12/3/04
FTM:	1, vs. Ohio State, 1/24/04
FTA:	2, vs. Ohio State, 1/24/04
Assists:	1, twice, last vs. Penn State, 1/31/04
Steals:	1, twice, last vs. Western Illinois, 11/19/04
Blocks:	
Minutes:	5, vs. UNC-Asheville, 11/23/03

Career Statistics

YEAR	G/GS	FG-A	PCT	3-PT	PCT	FT-A	PCT	O-D-RB	AVG	PF-DI	AS	TO	BK	ST	PTS	AVG
Jun.	12/0	2-6	.333	0-3	.000	1-2	.500	1-2-3	0.2	5-0	3	4	0	1	5	0.4
Sen.	5/0	1-4	.250	1-4	.250	0-0	.000	0-0-0	0.0	0-0	1	1	0	1	3	0.6
Career	17/0	3-10	.300	1-7	.143	1-2	.500	1-2-3	0.2	5-0	4	5	0	2	8	0.5

****44 - - Greg Brunner, F, 6-7, 245, Jr., Charles City, IA (Charles City HS)**

- Nine points and eight rebounds in win over Texas Tech
- 11 points, 11 rebounds and five assists in win over W. Carolina
- 11 points, 13 rebounds, three assists and three steals in win over Iowa State
- 23 points, four rebounds, two assists and two steals in win over Northern Iowa
- 12 points, nine rebounds, three blocks and three assists in win over UNC Greensboro
- 14 points, six rebounds and two blocked shots in win vs. Centenary
- Eight points, four rebounds and two blocked shots in win at Drake
- 12 points, four assists and three blocked shots vs. North Carolina
- 17 points, eight rebounds and four assists in win over Texas
- 13 points, 10 rebounds and three assists in win over Louisville
- 10 points and four rebounds in win over Western Illinois
- 2003-04 Academic All-Big Ten
- Ranked second in the Big Ten in rebounds for all games (8.2) and league games only (8.6) in '04



Brunner, Game-by-Game

Opp.	S	FG	3-PT	FT	O-D/RE	PF	TP	A	T	B	S	M
Western IL	Y	4-6	0-0	2-2	2-2-4	3	10	1	1	0	0	27
Louisville (n)	Y	5-8	0-1	3-4	2-8-10	5	13	3	1	0	2	30
Texas (n)	Y	5-12	0-2	7-9	3-5-8	4	17	4	3	0	1	34
N. Car. (n)	Y	5-8	0-0	2-2	0-2-2	3	12	4	2	3	1	21
at Drake	Y	3-7	0-1	2-3	3-1-4	5	8	1	3	2	1	28
Centenary	Y	6-7	0-0	2-4	2-4-6	1	14	1	1	2	1	21
UNC-Greens.	Y	5-8	0-0	2-2	3-6-9	2	12	3	4	3	1	31
Northern IA	Y	10-13	2-3	1-3	2-2-4	3	23	2	5	0	2	33
IA State	Y	3-10	0-2	5-8	4-9-13	2	11	3	1	0	3	35
W. Carolina	Y	3-8	0-1	5-8	3-8-11	3	11	5	2	2	2	30
TX Tech (n)	Y	3-8	0-0	3-4	2-6-8	3	9	0	2	1	0	22
Air Force												
Saint Louis												
Michigan												
at Ohio St.												
Minnesota												
at Illinois												
Purdue												
at N' western												
Indiana												
Mich. State												
at Wisconsin												
N' western												
at Purdue												
Illinois												
at Minnesota												
at Penn State												
Ohio State												
at Michigan												

Career Bests


Points:	26, vs. Louisville, 11/29/03
Rebounds:	14, at Indiana, 2/7/04
FGM:	10, twice, last vs. Northern Iowa, 12/7/04
FGA:	16 at Indiana, 2/7/04
FTM:	7, vs. Texas, 11/23/04
FTA:	9, vs. Texas, 11/23/04
Assists:	5, twice, last vs. W. Carolina, 12/18/04
Steals:	3, vs. Iowa State, 12/10/04
Blocks:	4, vs. Michigan, 3/12/04
Minutes:	45, at Indiana, 2/7/04

Career Statistics

YEAR	G/GS	FG-A	PCT	3-PT	PCT	FT-A	PCT	O-D-RB	AVG	PF-DI	AS	TO	BK	ST	PTS	AVG
Fresh.	31/23	91-173	.526	7-32	.219	45-77	.584	55-107-162	5.2	78-2	46	52	20	23	234	7.5
Soph.	29/26	123-224	.549	6-17	.353	64-115	.557	80-159-239	8.2	81-3	44	54	32	20	316	10.9
Jun.	11/11	52-95	.547	2-10	.200	34-49	.694	26-53-79	7.2	34-2	27	25	13	14	140	12.7
Career	71/60	266-492	.541	15-59	.254	143-241	.593	161-319-480	6.8	193-7	117	131	65	57	690	9.7

53 - - Seth Gorney, C, 7-0, 245, Fr., Vandalia, OH (Butler HS)

- Two rebounds in win over Texas Tech
- Recorded first career point and had two rebounds in win vs. Centenary
- Two rebounds and a blocked shot vs. North Carolina
- Collected one steal in win over Western Illinois
- Saw first action in exhibition win over Laval
- Suffered badly sprained ankle in pre-season practice and missed Blowout and first exhibition game
- Earned special mention all-state honors as a senior
- Earned first team all-conference and all-Area recognition as a senior
- Averaged 21.4 points and 12 rebounds per game as a senior, shooting 75.3% from the field, in helping team post a 17-7 overall record



Gorney, Game-by-Game

Opp.	S	FG	3-PT	FT	O-D/RE	PF	TP	A	T	B	S	M
Western IL	N	0-0	0-0	0-0	0-1-1	0	0	0	1	0	1	3
Louisville (n)					DNP							
Texas (n)					DNP							
N. Car.(n)	N	0-0	0-0	0-0	1-1-2	2	0	0	1	1	0	5
at Drake	N	0-0	0-0	0-0	0-0-0	0	0	0	0	0	0	4
Centenary	N	0-0	0-0	1-2	1-1-2	2	1	1	0	0	1	8
UNC Greens.	N	0-0	0-0	0-0	0-0-0	0	0	0	0	0	0	2
Northern IA					DNP							
IA State					DNP							
W. Carolina	N	0-0	0-0	0-0	1-0-1	0	0	0	1	0	0	6
TX Tech (n)	N	0-0	0-0	0-0	0-2-2	1	0	0	0	0	0	2
Air Force												
Saint Louis												
Michigan												
at Ohio St.												
Minnesota												
at Illinois												
Purdue												
at N' western												
Indiana												
Mich. State												
at Wisconsin												
N' western												
at Purdue												
Illinois												
at Minnesota												
at Penn State												
Ohio State												
at Michigan												

Career Bests


Points:	1, vs. Centenary, 12/3/04
Rebounds:	2, three times, last vs. Texas Tech, 12/21/04
FGM:	
FGA:	
FTM:	1, vs. Centenary, 12/3/04
FTA:	2, vs. Centenary, 12/3/04
Assists:	1, vs. Centenary, 12/3/04
Steals:	1, twice, last vs. Centenary, 12/3/04
Blocks:	1, vs. North Carolina, 11/24/04
Minutes:	5, vs. North Carolina, 11/24/04

Career Statistics

YEAR	G/GS	FG-A	PCT	3-PT	PCT	FT-A	PCT	O-D-RB	AVG	PF-DI	AS	TO	BK	ST	PTS	AVG
Fresh.	7/0	0-0	.000	0-0	.000	1-2	.500	3-5-8	1.1	5-0	1	3	1	2	1	0.1

1 - - Adam Haluska,, G, 6-5, 210, So., Carroll, IA (Carroll HS)

- Matched career-high with 21 points vs. Texas Tech, plus six rebounds, two assists and two steals
- 10 points, six rebounds and three assists vs. Western Carolina
- 20 points, three rebounds and two assists in win over Iowa State
- Four assists in win over N. Iowa
- 17 points and five rebounds in win over UNC Greensboro
- Eight points and two rebounds in win vs. Centenary
- Career-high 21 points, along with eight rebounds, vs. Drake
- 19 points (11-13 FTs) and two steals vs. North Carolina
- 14 points and three rebounds in win over Louisville
- Five rebounds and two steals in win over Texas
- 14 points and two assists in win over Western Illinois
- Missed first exhibition game and Blowout due to injury
- Averaged 10.2 points and 3.8 rebounds on Big Ten team that posted a 3-2 record on 2004 summer tour



Haluska, Game-by-Game

Opp.	S	FG	3-PT	FT	O-D/RE	PF	TP	A	T	B	S	M
Western IL	Y	5-9	2-5	2-2	0-1-1	2	14	2	1	0	1	27
Louisville (n)	Y	3-8	1-3	7-9	0-3-3	3	14	0	3	0	0	31
Texas (n)	Y	1-5	0-3	0-0	0-5-5	2	2	0	0	0	2	25
N. Car. (n)	Y	3-7	2-5	11-13	0-3-3	2	19	1	2	0	2	27
at Drake	Y	5-10	2-5	9-10	0-8-8	0	21	2	0	0	2	38
Centenary	Y	3-9	2-6	0-0	1-1-2	2	8	1	1	0	0	18
UNC-Greens.	Y	7-11	3-5	0-0	1-4-5	1	17	2	4	1	1	27
Northern IA	Y	2-4	1-2	0-1	0-0-0	1	5	4	0	0	0	28
IA State	Y	7-13	4-8	2-2	0-3-3	5	20	2	0	0	0	32
W. Carolina	Y	3-8	2-6	2-4	1-5-6	1	10	3	1	0	0	28
TX Tech (n)	Y	7-9	3-3	4-5	0-6-6	2	21	2	0	0	2	22
Air Force												
Saint Louis												
Michigan												
at Ohio St.												
Minnesota												
at Illinois												
Purdue												
at N' western												
Indiana												
Mich. State												
at Wisconsin												
N' western												
at Purdue												
Illinois												
at Minnesota												
at Penn State												
Ohio State												
at Michigan												

Career Bests


Points:	21, twice, last vs. Texas Tech, 12/21/04
Rebounds:	11, vs. Arkansas Pine Bluff, 12/8/02
FGM:	8, vs. Binghamton, 12/8/02
FGA:	15, vs. Boston College, 12/1/02
FTM:	11, vs. North Carolina, 11/24/04
FTA:	13, vs. North Carolina, 11/24/04
Assists:	4, three times , last vs. Northern IA, 12/7/04
Steals:	3, twice, last vs. Nebraska, 1/25/03
Blocks:	2, twice, last vs. Wichita State, 3/19/03
Minutes:	40, vs. Kansas State, 2/22/03

Career Statistics

YEAR	G/GS	FG-A	PCT	3-PT	PCT	FT-A	PCT	O-D-RB	AVG	PF-DI	AS	TO	BK	ST	PTS	AVG
Fresh.	31/31	103-259	.398	40-119	.336	38-50	.760	21-91-112	3.6	83-2	30	39	13	23	284	9.2
Soph.	11/11	46-93	.495	22-51	.431	37-46	.804	3-39-42	3.8	21-1	19	12	1	10	151	13.7
Career	42/42	149-352	.423	62-170	.365	75-96	.781	24-130-154	3.7	104-3	49	51	14	33	435	10.4

***34 - - Erek Hansen, C, 6-11, 210, Jr., Bedford, TX (Kirkwood, IA CC)**

- Nine points, six rebounds and six blocked shots in win over Texas Tech
- 10 points, four rebounds and two blocks in win over Western Carolina
- Eight points, three rebounds and a career high seven blocked shots in win over Iowa State
- Career high 14 points, three rebounds, two blocks and two assists in win over Northern Iowa
- Eight points and tied a career-high with five blocked shots in win over UNC Greensboro
- Five points and two blocked shots in win vs. Centenary
- Missed win at Drake due to injury suffered in practice
- Matched career-high with five blocked shots vs. North Carolina, while scoring eight points
- 11 points, six rebounds and four blocked shots in win over Texas
- Seven points, six rebounds and career-high five blocked shots in win over Louisville
- Career-high 13 points, two rebounds and two blocks vs. Western Illinois
- 13 points, 15 rebounds and six blocked shots in Blowout
- Season total of 40 blocked shots in 2004 ranks 10th-best for a single season at Iowa
- Led the Big Ten with 2.5 blocked shots per game in league play and ranked second (1.8) for all games



Hansen, Game-by-Game

Opp.	S	FG	3-PT	FT	O-D/RE	PF	TP	A	T	B	S	M
Western IL	Y	4-8	1-1	4-4	1-1-2	1	13	0	1	2	0	22
Louisville (n)	Y	3-6	0-0	1-3	2-4-6	2	7	1	3	5	0	22
Texas (n)	Y	4-10	0-1	3-4	3-3-6	3	11	0	3	4	0	29
N. Car.(n)	Y	4-5	0-0	0-0	1-0-1	5	8	0	1	5	1	15
at Drake					INJ							
Centenary	Y	2-4	0-0	1-2	0-1-1	2	5	1	1	2	0	19
UNC Greens.	Y	3-7	0-0	2-3	2-0-2	3	8	0	1	5	0	23
Northern IA	Y	6-9	1-2	1-2	1-2-3	3	14	2	0	2	0	30
IA State	Y	3-8	0-0	2-2	2-1-3	3	8	0	1	7	0	28
W. Carolina	Y	5-10	0-0	0-0	2-2-4	4	10	0	2	2	1	19
TX Tech (n)	Y	3-7	1-1	2-4	6-0-6	4	9	1	4	6	0	29
Air Force												
Saint Louis												
Michigan												
at Ohio St.												
Minnesota												
at Illinois												
Purdue												
at N'western												
Indiana												
Mich. State												
at Wisconsin												
N'western												
at Purdue												
Illinois												
at Minnesota												
at Penn State												
Ohio State												
at Michigan												

Career Bests

Points:	14, vs. Northern Iowa, 12/7/04
Rebounds:	7, at Northwestern, 3/3/04
FGM:	6, vs. Northern Iowa, 12/7/04
FGA:	10, twice, last vs. W. Carolina, 12/18/04
FTM:	4 vs. Western Illinois, 11/19/04
FTA:	4, three times, last vs. Texas, 11/23/04
Assists:	2, twice, last vs. Northern Iowa, 12/7/04
Steals:	1, four times, last vs. W. Carolina, 12/18/04
Blocks:	7, vs. Iowa State, 12/10/04
Minutes:	30, vs. Northern Iowa, 12/7/04

Career Statistics

YEAR	G/GS	FG-A	PCT	3-PT	PCT	FT-A	PCT	O-D-RB	AVG	PF-DI	AS	TO	BK	ST	PTS	AVG
Soph.	22/0	22-53	.415	0-0	.000	2-8	.250	18-28-46	2.1	43-1	7	16	40	2	46	2.1
Jun.	10/10	37-74	.500	3-5	.600	16-24	.667	20-14-34	3.4	30-1	5	17	40	2	93	9.3
Career	32/10	59-127	.465	3-5	.600	18-32	.563	38-42-80	2.5	73-2	12	33	80	4	139	4.3

***35 - - Mike Henderson, G, 6-2, 190, So., Waterloo, IA (East HS)**

- Eight points and three rebounds in win over Texas Tech
- Five points, three assists and two rebounds vs. Western Carolina
- Two points in win over Iowa State
- Two points, three rebounds and three assists in win over Northern Iowa
- Five points in win over UNC Greensboro
- Matched career-high with eight points and had four rebounds in win vs. Centenary
- Matched career-high with eight points in win at Drake
- Four points and one steal vs. North Carolina
- Six points, three assists and two rebounds in win over Louisville
- Five points and three rebounds in win over Western Illinois
- Nine points and three assists in exhibition win over Laval
- 11 points, four rebounds and three steals in exhibition win over Upper Iowa



Henderson, Game-by-Game

Opp.	S	FG	3-PT	FT	O-D/RE	PF	TP	A	T	B	S	M
Western IL	N	2-5	1-2	0-0	1-2-3	2	5	1	3	0	0	14
Louisville (n)	N	1-3	0-0	4-6	1-1-2	2	6	3	0	0	1	19
Texas (n)	N	0-2	0-1	2-2	0-1-1	0	2	0	1	0	1	19
N. Car. (n)	N	1-4	1-1	1-4	0-1-1	0	4	1	2	0	1	15
at Drake	N	3-3	0-0	2-2	0-1-1	4	8	0	2	0	1	14
Centenary	N	2-6	0-0	4-6	1-3-4	1	8	3	0	1	1	23
UNC Greens.	N	2-2	1-1	0-0	0-0-0	1	5	1	1	0	0	14
Northern IA	N	1-3	0-0	0-0	1-2-3	0	2	3	0	0	0	15
IA State	N	0-1	0-0	2-2	0-0-0	1	2	0	1	0	0	15
W. Carolina	N	1-4	0-1	3-4	0-2-2	1	5	3	2	0	0	19
TX Tech (n)	N	3-4	0-1	2-4	2-1-3	1	8	1	1	0	1	16
Air Force												
Saint Louis												
Michigan												
at Ohio St.												
Minnesota												
at Illinois												
Purdue												
at N' western												
Indiana												
Mich. State												
at Wisconsin												
N' western												
at Purdue												
Illinois												
at Minnesota												
at Penn State												
Ohio State												
at Michigan												

Career Bests


Points:	8, four times, last vs. Texas Tech, 12/21/04
Rebounds:	5 vs. UW-Green Bay, 12/2/03
FGM:	4 vs. Purdue, 1/7/04
FGA:	6 vs. UNC-Asheville, 11/23/03
FTM:	4 vs. Louisville, 11/22/04
FTA:	6, twice, last vs. Centenary, 12/3/04
Assists:	5 vs. UNC-Asheville, 11/23/03
Steals:	2 vs. Drake, 11/25/03
Blocks:	1 vs. Centenary, 12/3/04
Minutes:	23, vs. Centenary, 12/3/04

Career Statistics

YEAR	G/GS	FG-A	PCT	3-PT	PCT	FT-A	PCT	O-D-RB	AVG	PF-DI	AS	TO	BK	ST	PTS	AVG
Fresh.	10/0	11-29	.379	0-1	.000	10-19	.526	4-14-18	1.8	11-0	13	8	0	6	32	3.2
Soph.	11/0	16-37	.432	3-7	.429	20-30	.667	6-14-20	1.8	13-0	16	13	1	6	55	5.0
Career	21/0	27-66	.409	3-8	.375	30-49	.612	10-28-38	1.8	24-0	29	21	1	12	87	4.1

****2 - - Jeff Horner, G, 6-3, 185, Jr., Mason City, IA (Mason City HS)**

- Seven points and six assists in win over Texas Tech
- 20 points and 10 assists vs. Western Carolina, for second straight double-double
- 12 points, six rebounds and seven assists in win over Iowa State
- 16 points, nine rebounds, three assists and one steal in win over Northern Iowa
- Co-MVP of Iowa's Gazette Hawkeye Challenge
- 14 points and a career-high 11 assists in win over UNC Greensboro
- Recorded nine points, seven assists, four rebounds and two steals in win vs. Centenary
- Big Ten Player of the Week for his play in Maui Inv.
- 21 points, eight rebounds, six assists and two steals vs. Drake
- Named to all-Tournament team at Maui Invitational
- Led Maui Invitational in scoring with 63 points in three games and tied for second with 17 assists
- 18 points, nine rebounds and five assists vs. North Carolina
- Career-high 27 points in win over Texas, plus six assists and four rebounds
- 18 points, five rebounds, six assists and four steals in win over Louisville
- 10 points, seven steals, six assists and no turnovers in win over Western Illinois



Horner, Game-by-Game

Opp.	S	FG	3-PT	FT	O-D/RE	PF	TP	A	T	B	S	M
Western IL	Y	3-9	2-6	2-2	2-2-4	2	10	6	0	0	7	33
Louisville (n)	Y	5-9	3-6	5-8	2-3-5	2	18	6	3	0	4	39
Texas (n)	Y	8-15	6-10	5-6	2-2-4	3	27	6	2	0	1	39
N. Car.(n)	Y	6-8	6-7	0-0	0-9-9	1	18	5	5	0	2	34
at Drake	Y	6-13	3-8	6-8	1-7-8	4	21	6	3	0	2	37
Centenary	Y	3-5	0-1	3-3	0-4-4	1	9	7	2	0	2	31
UNC Greens.	Y	5-9	4-6	0-0	1-2-3	1	14	11	3	0	3	34
Northern IA	Y	5-12	4-8	2-2	0-9-9	1	16	3	1	0	1	36
IA State	Y	2-6	0-2	8-10	0-6-6	2	12	7	2	0	0	31
W. Carolina	Y	7-10	4-5	2-2	0-2-2	0	20	10	1	0	1	31
TX Tech (n)	Y	3-14	1-6	0-0	0-2-2	1	7	6	1	0	1	33
Air Force												
Saint Louis												
Michigan												
at Ohio St.												
Minnesota												
at Illinois												
Purdue												
at N' western												
Indiana												
Mich. State												
at Wisconsin												
N' western												
at Purdue												
Illinois												
at Minnesota												
at Penn State												
Ohio State												
at Michigan												

Career Bests

Points:	27, vs. Texas, 11/23/04
Rebounds:	11, vs. Illinois, 1/15/03
FGM:	8, twice, last vs. Texas, 11/23/04
FGA:	17, at Iowa State, 1/21/04
FTM:	10, at Minnesota, 1/13/04
FTA:	11, twice, last at Minnesota, 1/13/04
Assists:	11, vs. UNC Greensboro, 12/4/04
Steals:	7, vs. Western Illinois, 11/19/04
Blocks:	1, seven times, last at Purdue, 3/6/04
Minutes:	49, at Indiana, 2/7/04

Career Statistics

YEAR	G/GS	FG-A	PCT	3-PT	PCT	FT-A	PCT	O-D-RB	AVG	PF-DI	AS	TO	BK	ST	PTS	AVG
Fresh.	31/31	79-238	.332	41-148	.277	56-73	.767	22-115-137	4.4	64-0	140	77	5	40	255	8.2
Soph.	29/29	107-243	.440	65-153	.425	98-114	.860	16-139-155	5.3	58-1	123	75	3	38	377	13.0
Jun.	11/11	53-110	.482	33-65	.508	33-41	.805	8-48-56	5.1	18-0	73	23	0	22	172	15.6
Career	71/71	239-591	.404	139-366	.380	187-228	.820	46-302-348	4.9	140-1	336	175	8	100	804	11.3

****3 - - Pierre Pierce, G, 6-4, 195, Jr., Westmont, IL (Westmont HS)**

- 15 points, five rebounds, four assists and two steals in win over Texas Tech
- 21 points, eight rebounds, four steals and three assists vs. W. Carolina
- 15 points, eight rebounds and tied a career high with five steals in win over Iowa State
- 14 points, four rebounds, five assists and two steals in win over N. Iowa
- Co-MVP of Iowa's Gazette Hawkeye Challenge
- 17 points, six rebounds and five assists in win over UNC Greensboro
- 19 points, five rebounds and a career-high five steals in win vs. Centenary
- 15 points, four rebounds and three steals in win at Drake
- Tied for second in Maui Inv. with 17 assists in three games
- 13 points, six assists and five rebounds vs. North Carolina
- 18 points, seven rebounds, seven assists and four steals in win over Texas
- 16 points, six rebounds and four assists in win over Louisville
- 16 points, six assists and three rebounds in win over Western Illinois
- 23 points, five rebounds and five steals in exhibition win over Laval
- 19 points and eight assists in exhibition win over Upper Iowa



Pierce, Game-by-Game

Opp.	S	FG	3-PT	FT	O-D/RE	PF	TP	A	T	B	S	M
Western IL	Y	6-15	0-3	4-4	2-1-3	2	16	6	5	1	3	32
Louisville (n)	Y	5-15	2-6	4-8	2-4-6	4	16	4	3	0	1	34
Texas (n)	Y	7-18	3-7	1-6	2-5-7	3	18	7	2	0	4	34
N. Car/ (n)	Y	5-11	3-6	0-3	0-5-5	2	13	6	5	2	0	28
at Drake	Y	7-12	1-3	0-2	1-3-4	3	15	2	8	0	3	31
Centenary	Y	8-13	1-5	2-5	1-4-5	3	19	3	3	0	5	22
UNC Greens.	Y	7-17	1-4	2-3	0-6-6	2	17	5	3	1	1	30
Northern IA	Y	5-12	2-3	2-3	1-3-4	1	14	5	1	0	2	36
IA State	Y	6-18	0-4	3-4	3-5-8	1	15	1	4	1	5	37
W. Carolina	Y	8-11	1-1	4-10	1-7-8	3	21	3	5	0	4	24
TX Tech (n)	Y	6-14	0-3	3-6	0-5-5	2	15	4	4	2	2	34
Air Force												
Saint Louis												
Michigan												
at Ohio St.												
Minnesota												
at Illinois												
Purdue												
at N' western												
Indiana												
Mich. State												
at Wisconsin												
N' western												
at Purdue												
Illinois												
at Minnesota												
at Penn State												
Ohio State												
at Michigan												

Career Bests

Points:	28 vs. Michigan, 3/12/04
Rebounds:	10 vs. Minnesota, 2/28/04
FGM:	10 three times, last vs. Michigan, 3/12/04
FGA:	18, four times, last vs. Iowa State, 12/10/04
FTM:	13 vs. Purdue, 1/7/04
FTA:	16 vs. Purdue, 1/7/04
Assists:	8 vs. Michigan, 2/14/04
Steals:	5, twice, last vs. Iowa State, 12/10/04
Blocks:	3 vs. Ohio State, 1/24/04
Minutes:	47 at Indiana, 2/7/04

Career Statistics

YEAR	G/GS	FG-A	PCT	3-PT	PCT	FT-A	PCT	O-D-RB	AVG	PF-DI	AS	TO	BK	ST	PTS	AVG
Fresh.	35/32	93-222	.419	5-30	.167	57-93	.613	40-74-114	3.3	60-0	114	71	9	30	248	7.1
Soph.	29/29	174-364	.478	12-47	.255	108-188	.574	49-115-164	5.7	71-1	107	116	10	27	468	16.1
Jun.	11/11	70-156	.449	14-45	.311	25-53	.472	13-48-61	5.5	26-0	46	43	7	30	179	16.3
Career	75/72	337-742	.454	31-122	.254	190-334	.569	102-237-339	4.5	157-1	267	230	26	87	895	11.9

25 - - Carlton Reed, G, 6-4, 180, Fr., Waterloo, IA (East HS)

- Four points in win over Texas Tech
- Four points, three steals and two rebounds vs. Western Carolina
- One assist in win over Iowa State
- Six points and a career-high three rebounds in win over UNC Greensboro
- Seven points in win vs. Centenary
- Career-high 14 points in win at Drake
- Five points, one assist and one steal vs. North Carolina
- Two points in win over Texas
- 11 points in exhibition win over Laval
- 10 points and four steals in exhibition win over Upper Iowa
- 19 points in Blowout
- Selected as "Mr. Iowa Basketball" by the Iowa Newspaper Association as a senior and named Gatorade Iowa Player of the Year



Reed, Game-by-Game

Opp.	S	FG	3-PT	FT	O-D/RE	PF	TP	A	T	B	S	M
Western IL	N	0-2	0-2	0-0	0-1-1	0	0	1	0	0	0	8
Louisville (n)	N	0-0	0-0	0-0	1-0-1	0	0	0	0	0	0	4
Texas (n)	N	1-1	0-0	0-0	0-0-0	0	2	0	0	0	0	3
N. Car. (n)	N	1-2	1-2	2-2	0-0-0	1	5	1	0	0	1	13
at Drake	N	4-6	2-4	4-4	0-1-1	1	14	0	2	0	1	23
Centenary	N	2-4	1-1	2-2	0-1-1	0	7	0	0	0	0	18
UNC Greens.	N	2-4	2-2	0-2	0-3-3	1	6	0	2	0	0	11
Northern IA	N	0-0	0-0	0-0	0-0-0	1	0	0	0	0	0	5
IA State	N	0-1	0-1	0-0	0-0-0	1	0	1	0	0	0	5
W. Carolina	N	1-2	1-1	1-2	1-1-2	1	4	1	1	0	3	13
TX Tech (n)	N	1-3	0-2	2-2	0-1-1	0	4	1	0	0	0	13
Air Force												
Saint Louis												
Michigan												
at Ohio St.												
Minnesota												
at Illinois												
Purdue												
at N' western												
Indiana												
Mich. State												
at Wisconsin												
N' western												
at Purdue												
Illinois												
at Minnesota												
at Penn State												
Ohio State												
at Michigan												

Career Bests


Points: 14 at Drake, 11/30/04
Rebounds: 3, vs, UNC Greensboro, 12/4/04
FGM: 4 at Drake, 11/30/04
FGA: 6 at Drake, 11/30/04
FTM: 4 at Drake, 11/30/04
FTA: 4 at Drake, 11/30/04
Assists: 1, five times, last vs. Texas Tech, 12/21/04
Steals: 3 vs. Western Carolina, 12/18/04
Blocks:
Minutes: 23 at Drake, 11/30/04

Career Statistics

YEAR	G/GS	FG-A	PCT	3-PT	PCT	FT-A	PCT	O-D-RB	AVG	PF-DI	AS	TO	BK	ST	PTS	AVG
Fresh.	11/0	12-25	.480	7-15	.467	11-14	.786	2-8-10	0.9	6-0	5	5	0	5	42	3.8

23 - - Doug Thomas, F, 6-8, 245, Jr., Pasadena, CA (Southeastern, IA CC)

- Six points and six rebounds in win over Texas Tech
- Two points and two rebounds in win over Western Carolina
- Two points and one rebound in win over Iowa State
- Two points and three rebounds in win over Northern Iowa
- Four points and a career-high 10 rebounds in win over UNC Greensboro
- Eight points and seven rebounds in win vs. Centenary
- Eight points and five rebounds vs. North Carolina
- Six rebounds and three points in win over Texas
- Three rebounds and two points in win over Louisville
- 14 points (4-4 FGs, 6-6 FTs) and nine rebounds in win over Western Illinois
- 12 points in exhibition win over Laval
- 16 points and eight rebounds in exhibition win over Upper Iowa



Thomas, Game-by-Game

Opp.	S	FG	3-PT	FT	O-D/RE	PF	TP	A	T	B	S	M
Western IL	N	4-4	0-0	6-6	2-7-9	3	14	1	0	0	0	21
Louisville (n)	N	1-2	0-0	0-0	1-2-3	4	2	1	0	1	0	14
Texas (n)	N	0-1	0-0	3-6	3-3-6	4	3	0	0	1	0	14
N. Car. (n)	N	3-4	0-0	2-2	2-3-5	5	8	0	4	1	0	21
at Drake	Y	0-1	0-0	0-0	0-1-1	2	0	1	0	1	0	9
Centenary	N	3-5	0-0	2-3	2-5-7	1	8	0	0	0	1	15
UNC Greens.	N	1-2	0-0	2-2	3-7-10	2	4	1	2	1	1	17
Northern IA	N	1-4	0-0	0-0	1-2-3	3	2	0	0	0	0	17
IA State	N	1-1	0-0	0-1	0-1-1	2	2	0	1	0	0	16
W. Carolina	N	1-1	0-0	0-0	0-2-2	4	2	0	2	0	0	10
TX Tech (n)	N	3-6	0-0	0-0	4-2-6	4	6	1	2	1	1	14
Air Force												
Saint Louis												
Michigan												
at Ohio St.												
Minnesota												
at Illinois												
Purdue												
at N' western												
Indiana												
Mich. State												
at Wisconsin												
N' western												
at Purdue												
Illinois												
at Minnesota												
at Penn State												
Ohio State												
at Michigan												

Career Bests

Points:	14 vs. Western Illinois, 11/19/04
Rebounds:	9 vs. Western Illinois, 11/19/04
FGM:	4 vs. Western Illinois, 11/19/04
FGA:	6 vs. Texas Tech, 12/21/04
FTM:	6 vs. Western Illinois, 11/19/04
FTA:	6, twice, last vs. Texas, 11/23/04
Assists:	1, four times, last vs. Texas Tech, 12/21/04
Steals:	1, twice, last vs. Texas Tech, 12/21/04
Blocks:	1, four times, last vs. Texas Tech, 12/21/04
Minutes:	21, twice, last vs. North Carolina, 11/24/04

Career Statistics

YEAR	G/GS	FG-A	PCT	3-PT	PCT	FT-A	PCT	O-D-RB	AVG	PF-DI	AS	TO	BK	ST	PTS	AVG
Jun.	11/1	18-31	.581	0-0	.000	15-20	.750	18-35-52	4.8	34-1	5	11	6	3	51	4.6

5 - - Alex Thompson, F, 6-9, 215, Fr., Ames, IA (Ames HS)

- Four points and five rebounds in win over Texas Tech
- Five points, three rebounds and one assist vs. Western Carolina
- Two rebounds in win over Iowa State
- Four points, three rebounds and career-high two blocked shots in win vs. Centenary
- Four points, three rebounds and a blocked shot in win at Drake
- One rebound and one steal vs. North Carolina
- Four points and six rebounds in exhibition win over Upper Iowa
- Named to Iowa Newspaper Association and Des Moines Register Class 4-A first all-state team as a senior
- Member of 19 and under AAU team that won national title following senior season



Thompson, Game-by-Game

Opp.	S	FG	3-PT	FT	O-D/RE	PF	TP	A	T	B	S	M
Western IL	N	0-1	0-0	0-0	0-0-0	1	0	1	0	0	1	8
Louisville (n)	N	0-0	0-0	0-0	0-0-0	3	0	0	1	0	0	3
Texas (n)	N	0-2	0-0	0-0	1-0-1	1	0	0	0	0	0	7
N. Car. (n)	N	0-1	0-0	0-1	1-0-1	2	0	0	0	0	1	15
at Drake	N	2-4	0-0	0-0	0-3-3	1	4	0	1	1	0	13
Centenary	N	2-3	0-0	0-0	1-2-3	0	4	1	0	2	1	16
UNC Greens.	N	0-1	0-0	0-0	0-0-0	0	0	1	0	0	0	7
Northern IA					DNP							
IA State	N	0-2	0-0	0-0	2-0-2	0	0	0	0	0	0	1
W. Carolina	N	2-5	0-0	1-3	2-1-3	2	5	1	0	0	0	15
TX Tech (n)	N	2-3	0-0	0-0	2-3-5	0	4	1	0	0	1	11
Air Force												
Saint Louis												
Michigan												
at Ohio St.												
Minnesota												
at Illinois												
Purdue												
at N' western												
Indiana												
Mich. State												
at Wisconsin												
N' western												
at Purdue												
Illinois												
at Minnesota												
at Penn State												
Ohio State												
at Michigan												

Career Bests


Points:	5 vs. Western Carolina, 12/18/04
Rebounds:	5 vs. Texas Tech, 12/21/04
FGM:	2, four times, last vs. Texas Tech, 12/21/04
FGA:	5 vs. Western Carolina, 12/18/04
FTM:	1 vs. Western Carolina, 12/18/04
FTA:	3 vs. Western Carolina, 12/18/04
Assists:	1, four times, last vs. Texas Tech, 12/21/04
Steals:	1, four times, last vs. Texas Tech, 12/21/04
Blocks:	2 vs. Centenary, 12/3/04
Minutes:	16 vs. Centenary, 12/3/04

Career Statistics

YEAR	G/GS	FG-A	PCT	3-PT	PCT	FT-A	PCT	O-D-RB	AVG	PF-DI	AS	TO	BK	ST	PTS	AVG
Fresh.	10/0	8-22	.364	0-0	.000	1-4	.250	9-10-19	1.9	10-0	5	2	4	4	17	1.7

13 - - Justin Wieck, F, 6-6, 185, Jr., North Liberty, IA (Kirkwood, IA CC)

- One rebound in win over Western Carolina
- One blocked shot in win vs. Centenary
- Two points vs. North Carolina
- One assist in win over Western ILL
- Two rebounds in exhibition win over Upper Iowa
- Four points and seven rebounds in Blowout
- Enjoyed successful two-year stint at Kirkwood Community College in Cedar Rapids, IA, helping that school place fourth in the nation among Division II junior colleges
- Named to the all-tournament team at national tournament after averaging 16 points and seven rebounds
- Earned all-state honors at West HS in Iowa City, helping prep team earn third place finish in state tournament as a senior



Wieck, Game-by-Game

Opp.	S	FG	3-PT	FT	O-D/RE	PF	TP	A	T	B	S	M
Western IL	N	0-0	0-0	0-0	0-0-0	0	0	1	0	0	0	1
Louisville (n)					DNP							
Texas (n)					DNP							
N. Car. (n)	N	0-0	0-0	2-2	0-0-0	0	2	0	0	0	0	2
at Drake					DNP							
Centenary	N	0-0	0-0	0-0	0-0-0	1	0	0	0	1	0	2
UNC Greens.	N	0-0	0-0	0-0	0-0-0	0	0	0	0	0	0	1
Northern IA					DNP							
IA State					DNP							
W. Carolina	N	0-1	0-0	0-0	0-1-1	0	0	0	1	0	0	3
TX Tech (n)	N	0-0	0-0	0-0	0-0-0	0	0	0	0	0	0	2
Air Force												
Saint Louis												
Michigan												
at Ohio St.												
Minnesota												
at Illinois												
Purdue												
at N' western												
Indiana												
Mich. State												
at Wisconsin												
N' western												
at Purdue												
Illinois												
at Minnesota												
at Penn State												
Ohio State												
at Michigan												

Career Bests

Points: 2 vs. North Carolina, 11/24/04
Rebounds: 1 vs. Western Carolina, 12/18/04
FGM:
FGA: 1 vs. Western Carolilna, 12/18/04
FTM: 2 vs. North Carolina, 11/24/04
FTA: 2 vs. North Carolina, 11/24/04
Assists: 1 vs. Western Illinois, 11/19/04
Steals:
Blocks: 1 vs. Centenary, 12/3/04
Minutes: 2, three times, last vs. Texas Tech, 12/21/04

Career Statistics

YEAR	G/GS	FG-A	PCT	3-PT	PCT	FT-A	PCT	O-D-RB	AVG	PF-DI	AS	TO	BK	ST	PTS	AVG
Jun.	6/0	0-1	.000	0-0	.000	2-2	1.000	0-1-1	0.2	1-0	1	1	1	0	2	0.3

2004-05 Iowa Game Summaries

(1) IOWA 85, WESTERN ILLINOIS 62 November 19, 2004, Carver-Hawkeye Arena, Iowa City, IA

Iowa set a school record from the free throw line and used a solid defensive performance to open the season with an 85-62 win over Western Illinois in Iowa City. The Hawkeyes made all 20 of their free throw attempts in the game to establish a single-game record and a Carver-Hawkeye Arena record. The previous best by an Iowa team was 18-18 in a single game.

The Hawkeyes started slowly, leading by just 12-9 after five minutes and by just a single point, 17-16 with nine minutes left in the first half. Six straight points gave Iowa a 23-16 advantage and the led by at least five the rest of the way, building the advantage to 41-24 by halftime.

Iowa shot 47.5% from the field, but just 33.3% from three-point range, while Western Illinois shot 46.9% from the field. The Leathernecks won the rebounding battle by a 32-31 margin. Iowa collected 14 steals and scored 38 points off Western turnovers.

Iowa's balanced attack on offense featured six players in double figures. Pierre Pierce led the way with 16 points, while Doug Thomas and Adam Haluska scored 14, Erik Hansen 13 and Greg Brunner and Jeff Horner added 10 each. Thomas led Iowa with nine rebounds, Horner and Pierce each collected six assists and Horner added a career-high seven steals.

WESTERN ILLINOIS - - 62

Name	FG	3-PT	FT	RB	PF	TP	A	TO	BK	S	MN
Cepeda	4-6	1-2	2-4	4	3	11	1	1	0	0	23
Oguns	4-6	0-0	0-0	2	1	8	0	3	0	1	23
Baez	5-8	1-1	4-6	8	1	15	4	7	1	2	33
Lewis	1-4	0-1	0-0	5	3	2	1	2	0	0	25
Koster	1-4	1-2	0-0	3	2	3	0	4	0	0	14
Jackson	3-8	0-2	2-2	2	4	8	2	2	0	1	22
McFarland	0-0	0-0	1-2	1	0	1	0	2	0	1	3
Schmit	1-1	0-0	0-0	0	0	2	0	0	0	1	3
Okeson	0-3	0-2	0-0	0	0	0	1	1	0	1	13
Gray	1-4	1-4	1-2	4	2	4	1	1	0	0	19
Genslinger	0-1	0-0	0-0	0	0	0	0	0	0	0	3
Blalock	0-0	0-0	0-0	1	0	0	0	1	0	0	3
Kentle	3-3	0-0	2-2	0	2	8	0	0	1	1	9
Lasek	0-1	0-0	0-0	0	2	0	1	0	1	0	7
Team				2				2			
Totals	23-49	4-14	12-18	32	20	62	11	26	3	8	200
	FG%: .469	3PT%: .286	FT%: .667								

IOWA - - 85

Name	FG	3-PT	FT	RB	PF	TP	A	TO	BK	S	MN
Brunner	4-6	0-0	2-2	4	3	10	1	1	0	0	27
Hansen	4-8	1-1	4-4	2	1	13	0	1	2	0	22
Haluska	5-9	2-5	2-2	1	2	14	2	1	0	1	27
Horner	3-9	2-6	2-2	4	2	10	6	0	0	7	33
Pierce	6-15	0-3	4-4	3	2	16	6	5	1	3	32
Angle	1-2	1-2	0-0	1	0	3	0	0	0	0	1
Thompson	0-1	0-0	0-0	0	1	0	1	0	0	1	8
Wieck	0-0	0-0	0-0	0	0	0	1	0	0	0	1
Brownlee	0-0	0-0	0-0	0	0	0	0	1	0	1	3
Thomas	4-4	0-0	6-6	9	3	14	1	0	0	0	21
Reed	0-2	0-2	0-0	1	0	0	1	0	0	0	8
Henderson	2-5	1-2	0-0	3	2	5	1	3	0	0	14
Gorney	0-0	0-0	0-0	1	0	0	0	1	0	1	3
Team				2							
Totals	29-61	7-21	20-20	31	16	85	20	13	3	14	200
	FG%: .475	3PT%: .333	FT%: .100								

Score by Periods:

Western Illinois	24	38	62
Iowa	41	44	85

Attendance: 10,004

(2) IOWA 76, LOUISVILLE 71 November 23, 2004, Lahaina Civic Center, Maui, HI

Iowa rallied from a 37-33 halftime deficit to score a 76-71 win over 11th-ranked Louisville in the first round of the EA Sports Maui Invitational.

The Cardinals increased their advantage to as many as six points in the second half, leading 48-42 with 11:36 remaining. Iowa took the lead for good at 51-50 with 10:03 to play on a three-point basket by Jeff Horner. The Hawkeyes led by as many as 11 points on two occasions in the final three minutes. Iowa's defense held the Cardinals without a field goal for just under nine minutes as the Hawkeyes rallied in the final 10 minutes of the contest.

Iowa shot 55% from the field in the second half, while Louisville shot just 26.7% over the final 20 minutes. For the game Iowa shot 45.1% from the field, 37.5% from three-point range and 63.2% from the foul line. Iowa won the rebounding battle by a 38-35 margin.

Horner scored 18 points to lead Iowa's scoring, while also adding five rebounds, six assists and four steals. Pierre Pierce had 16 points and six rebounds, Adam Haluska added 14 points and Greg Brunner scored 13 points and led both teams with 10 rebounds. Erik Hansen contributed seven points, six rebounds and five blocked shots, contributing to Iowa's defensive effort in the second half.

IOWA - - 76

Name	FG	3-PT	FT	RB	PF	TP	A	TO	BK	S	MN
Brunner	5-8	0-1	3-4	10	5	13	3	1	0	2	34
Hansen	3-6	0-0	1-3	6	2	7	1	3	5	0	22
Haluska	3-8	1-3	7-9	3	3	14	0	3	0	0	31
Horner	5-9	3-6	5-8	5	2	18	6	3	0	4	39
Pierce	5-15	2-6	4-8	6	4	16	4	3	0	1	34
Thompson	0-0	0-0	0-0	0	3	0	0	1	0	0	3
Thomas	1-2	0-0	0-0	3	4	2	1	0	1	0	14
Reed	0-0	0-0	0-0	1	0	0	0	0	0	0	4
Henderson	1-3	0-0	4-6	2	2	6	3	0	0	1	19
Team				2				2			
Totals	23-51	6-16	24-38	38	25	76	18	16	6	8	200
	FG%: .451	3PT%: .375	FT%: .632								

LOUISVILLE - - 71

Name	FG	3-PT	FT	RB	PF	TP	A	TO	BK	S	MN
Myles	1-5	0-0	10-14	8	4	12	0	4	1	1	22
Palacios	2-6	0-2	1-3	6	1	5	0	2	0	1	30
Garcia	5-11	1-5	6-8	4	1	17	4	4	1	3	39
O'Bannon	3-9	1-6	1-2	2	4	8	4	1	0	0	29
Dean	3-6	2-4	0-0	0	5	8	2	1	0	0	23
Wade	0-0	0-0	0-0	0	0	0	0	0	0	0	1
Jenkins	1-1	1-1	0-0	1	1	3	1	2	0	0	10
Gianiny	3-8	2-5	0-0	2	3	8	1	2	0	1	20
George	4-7	0-0	2-2	5	5	10	0	1	1	0	26
Team				7							
Totals	22-53	7-23	20-29	35	24	71	12	17	3	6	200
	FG%: .415	3PT%: .304	FT%: .690								

Score by Periods:

Iowa	33	43	76
Louisville	37	34	71

Attendance: 2,500

2004-05 Iowa Game Summaries

(3) IOWA 82, TEXAS 80 November 23, 2004, Lahaina Civic Center, Maui, HI

For the second straight night, Iowa rallied from a halftime deficit to win in Maui, scoring an 82-80 win over 13th-ranked Texas.

Pierre Pierce connected on a three-point basket with 44 seconds remaining to give Iowa a 79-78 advantage and Jeff Horner added three free throws as Iowa held off the Longhorns. Horner gave Iowa it's final advantage with seven seconds left before Longhorn P.J. Tucker missed a 10-foot shot with one second remaining.

Iowa trailed 38-37 at intermission, but led most of the second half before a Tucker basket gave Texas a 78-76 lead with 1:01 remaining.

Horner led Iowa with a career-high 27 points, including six three-point baskets, and he added six assists and four rebounds. Pierce scored 18 and added seven rebounds, seven assists and four steals. Greg Brunner had 17 points and eight rebounds and Ereik Hansen collected 11 points, six rebounds and four blocked shots. The rebounding was even (42-42) and Iowa had just 11 turnovers while collecting nine steals.

TEXAS - - 80

Name	FG	3-PT	FT	RB	PF	TP	A	TO	BK	S	MN
Tucker	2-5	0-0	0-0	10	4	4	1	1	0	0	24
Buckman	7-12	2-4	2-6	11	4	18	3	4	1	1	29
Aldridge	0-3	0-0	2-2	3	4	2	0	3	0	0	19
Gibson	4-10	3-6	3-5	2	4	14	6	5	0	0	36
Taylor	6-14	2-6	1-2	3	2	15	0	1	0	2	29
Dowell	0-1	0-0	0-0	0	0	0	0	0	0	0	2
Paulino	2-3	0-0	0-0	1	0	4	0	0	0	0	16
Harris	4-6	3-4	1-1	3	1	12	2	1	0	1	22
Klotz	3-7	1-1	4-6	6	5	11	1	1	1	0	23
Team				3							
Totals	28-61	11-21	13-22	42	24	80	13	16	2	4	200
	FG%: .459		3PT%: .524					FT%: .591			

IOWA - - 82

Name	FG	3-PT	FT	RB	PF	TP	A	TO	BK	S	MN
Brunner	5-12	0-2	7-9	8	4	17	4	3	0	1	30
Hansen	4-10	0-1	3-4	6	3	11	0	3	4	0	29
Haluska	1-5	0-3	0-0	5	2	2	0	0	0	2	25
Horner	8-15	6-10	5-6	4	3	27	6	2	0	1	39
Pierce	7-18	3-7	1-6	7	3	18	7	2	0	4	34
Thompson	0-2	0-0	0-0	1	1	0	0	0	0	0	7
Thomas	0-1	0-0	3-6	6	4	3	0	0	1	0	14
Reed	1-1	0-0	0-0	0	0	2	0	0	0	0	3
Henderson	0-2	0-1	2-2	1	0	2	0	1	0	1	19
Team				4							
Totals	26-66	9-24	21-33	42	20	82	17	11	5	9	200
	FG%: .394		3PT%: .375					FT%: .636			

Score by Periods:

Texas		38	42	80
Iowa		37	45	82

Attendance: 2,500

(4) NORTH CAROLINA 106, IOWA 92 November 24, 2004, Lahaina Civic Center, Maui, HI

After consecutive wins over ranked opponents, Iowa lost to 11th-ranked North Carolina 106-92 in the championship game of the EA Sports Maui Invitational.

The Tar Heels shot 57.9% from the field in the opening half, building a 59-40 halftime advantage. Iowa fought through severe foul problems from the start, as Greg Brunner and Ereik Hansen had three fouls in the first half and four others had two fouls in the first 20 minutes.

The Hawkeyes played better in the second half, shooting 65.4% from the field in the final 20 minutes. Iowa made 54.7% of its field goal attempts in the game, shot 58.3% from three-point range and won the rebounding battle, 35-33. North Carolina forced 22 Iowa turnovers, a season-high for the Hawkeyes, while turning 12 steals into several easy baskets.

Iowa's balanced attack was led by Adam Haluska, who had a career-high 19 points. Jeff Horner scored 18, Pierre Pierce added 13 and Brunner scored 12, all in the second half. Horner led Iowa with nine rebounds and Pierce added six assists.

IOWA - - 92

Name	FG	3-PT	FT	RB	PF	TP	A	TO	BK	S	MN
Brunner	5-8	0-0	2-2	2	3	12	4	2	3	1	21
Hansen	4-5	0-0	0-0	1	5	8	0	1	5	1	15
Haluska	3-7	2-5	11-13	3	2	19	1	2	0	2	27
Horner	6-8	6-7	0-0	9	1	18	5	5	0	0	34
Pierce	5-11	3-6	0-2	5	2	13	6	5	2	0	28
Angle	1-1	1-1	0-0	0	0	3	0	0	0	0	2
Thompson	0-1	0-0	0-1	1	2	0	0	0	0	1	15
Wieck	0-0	0-0	2-2	0	0	2	0	0	0	0	2
Brownlee	0-2	0-2	0-0	0	0	0	1	0	0	0	2
Thomas	3-4	0-0	2-2	5	5	8	0	4	1	0	21
Reed	1-2	1-2	2-2	0	1	5	1	0	0	1	13
Henderson	1-4	1-1	1-4	1	0	4	1	2	0	1	15
Gorney	0-0	0-0	0-0	2	2	0	0	1	1	0	5
Team				6							
Totals	29-53	14-24	20-28	35	23	92	19	22	12	7	200
	FG%: .547		3PT%: .583					FT%: .714			

NORTH CAROLINA - - 106

Name	FG	3-PT	FT	RB	PF	TP	A	TO	BK	S	MN
Williams	8-12	2-4	0-1	3	2	18	4	2	0	0	23
May	5-13	0-0	6-7	6	3	16	3	2	1	0	26
Felton	5-9	2-3	1-4	5	3	13	9	1	0	4	28
Manuel	2-6	0-0	3-3	1	3	7	2	0	0	2	23
McCants	8-14	3-4	3-4	1	3	22	2	1	1	2	27
Scott	3-6	3-5	0-0	3	2	9	0	0	0	1	18
Terry	0-0	0-0	0-0	0	0	0	0	0	0	0	1
Thomas	1-1	0-0	0-0	1	2	2	2	1	0	0	8
Everett	0-1	0-0	0-0	1	1	0	0	1	0	0	2
Miller	0-0	0-0	0-0	0	0	0	0	0	0	0	2
Williams	3-7	0-1	5-5	4	3	11	1	1	1	3	21
Grant	0-0	0-0	0-0	0	0	0	0	1	0	0	2
Noel	4-4	0-0	0-0	3	1	8	0	1	1	0	15
Hooker	0-0	0-0	0-0	0	0	0	0	0	0	0	2
Sanders	0-1	0-0	0-0	2	0	0	0	0	0	0	2
Team				3							
Totals	39-74	10-17	18-24	33	23	106	23	11	4	12	200
	FG%: .527		3PT%: .588					FT%: .750			

Score by Periods:

Iowa	40	52	92
North Carolina	59	47	106

Attendance: 2,500

2004-05 Iowa Game Summaries

(5) IOWA 91, DRAKE 75 November 30, 2004, Knapp Center, Des Moines, IA

Iowa used a strong shooting performance and solid play from its reserves in taking a 91-75 win over Drake in Des Moines. The Hawkeyes used a 12-0 scoring run late in the first half to gain control, building a 52-35 halftime advantage. The Hawkeyes shot 58.8% from the field, 50% from three-point range and 83.3% from the free throw line in the opening half. The Hawkeyes played without center Erik Hansen, who missed the game with a bruised hip.

Iowa maintained its advantage throughout the second half as Drake was never able to get closer than 10 points. Iowa ended the game shooting 53.6% from the field, compared to 42% for the Bulldogs, who made just 6-22 (27.3%) of their three-point attempts.

The Hawkeye reserves scored 26 points, with freshman Carlton Reed scoring a career-high 14. Mike Henderson matched his career-high with eight points as the two guards combined to make 7-9 field goals and 6-6 free throws.

Jeff Horner and Adam Haluska led the Iowa attack with 21 points and eight rebounds apiece. Pierre Pierce added 15 points and Greg Brunner scored eight.

IOWA - - 91

Name	FG	3-PT	FT	RB	PF	TP	A	TO	BK	S	MN
Thomas	0-1	0-0	0-0	1	2	0	1	0	1	0	9
Brunner	3-7	0-1	2-3	4	5	8	1	3	2	1	28
Haluska	5-10	2-5	9-10	8	0	21	2	0	0	2	38
Horner	6-13	3-8	6-8	8	4	21	6	3	0	2	37
Pierce	7-12	1-3	0-2	4	3	15	2	8	0	3	31
Angle	0-0	0-0	0-0	2	0	0	0	0	0	0	3
Thompson	2-4	0-0	0-0	3	1	4	0	1	1	0	13
Reed	4-6	2-4	4-4	1	1	14	0	2	0	1	23
Henderson	3-3	0-0	2-2	1	4	8	0	2	0	1	14
Gorney	0-0	0-0	0-0	0	0	0	0	0	0	0	4
Team				5							
Totals	30-56	8-21	23-29	37	20	91	12	19	4	10	200
	FG%: .536		3PT%: .381					FT%: .793			

DRAKE - - 75

Name	FG	3-PT	FT	RB	PF	TP	A	TO	BK	S	MN
Korver	6-12	4-8	2-2	6	5	18	2	0	0	1	29
Eggers	1-4	0-2	0-0	1	5	2	2	2	0	3	20
Keita	11-17	0-0	1-4	7	4	23	0	2	5	1	26
Randolph	2-9	0-2	4-6	4	2	8	8	7	0	6	30
Brooks	2-7	0-2	2-2	3	1	6	3	1	0	1	30
Bryant	0-2	0-2	0-0	1	0	0	0	0	0	0	12
Tracy	0-1	0-0	0-0	0	0	0	0	2	0	0	4
Heemskerk	6-9	1-2	1-5	9	0	14	0	0	0	1	22
Houston	0-3	0-1	1-2	0	3	1	0	3	0	0	10
Richie	1-4	1-3	0-0	3	3	3	0	2	0	0	15
Bancroft	0-1	0-0	0-0	0	0	0	0	0	0	0	2
Team				4							
Totals	29-69	6-22	11-21	38	23	75	15	19	5	13	200
	FG%: .420		3PT%: .273					FT%: .524			

Score by Periods:			Attendance: 7,062
Iowa	52	39	91
Drake	35	40	75

(6) IOWA 88, CENTENARY 53 December 3, 2004, Carver-Hawkeye Arena, Iowa City, IA

The shooting percentages told the story as Iowa raced past Centenary College 88-53 in the first round of the Gazette Hawkeye Challenge. Iowa shot 55% from the field in the contest, compared to 32.1% for the visitors, collecting 33 made field goals to just 18 for Centenary.

Iowa shot 60% from the field in the opening half, but the Hawkeyes were also guilty of seven turnovers in the first half and held a 38-26 halftime advantage, despite holding Centenary to 29.6% shooting. Iowa took better care of the basketball in the second half, committing just two turnovers, while shooting 51.4% from the field and sinking 11-15 (73.3%) free throws.

The Iowa defense collected 12 steals while forcing 15 Centenary turnovers and the Hawkeye blocked eight shots. Iowa won the rebounding battle by a 40-32 margin.

Pierre Pierce scored 19 points to lead the team in scoring, and he also added five rebounds, three assists and five steals. Greg Brunner added 14 points and six rebounds and Jeff Horner had nine points and seven assists. Doug Thomas came off the bench to contribute eight points and seven rebounds and Mike Henderson added eight points and three assists.

CENTENARY - - 53

Name	FG	3-PT	FT	RB	PF	TP	A	TO	BK	S	MN
MacLies	7-12	1-2	6-6	6	1	21	0	2	1	2	30
Williams	0-1	0-0	0-0	3	1	0	0	0	0	0	11
Hamilton	4-15	3-7	1-2	1	3	12	2	4	0	1	26
Taylor	0-2	0-1	0-0	0	1	0	0	0	0	0	17
Moragne	1-4	1-3	2-2	4	2	5	3	3	0	0	29
Tillman	2-9	0-3	2-3	3	2	6	0	2	0	0	31
Jackson	0-1	0-0	0-0	0	0	0	0	0	0	0	2
Hopkins	3-5	1-3	0-0	5	3	7	3	1	0	2	22
Tolefree	1-2	0-0	0-0	0	3	2	0	0	0	0	9
Lowe	0-1	0-0	0-0	4	0	0	1	1	0	0	11
Maxwell	0-4	0-0	0-0	1	4	0	0	2	1	1	12
Team				5							
Totals	18-56	6-19	11-13	32	20	53	9	15	2	6	200
	FG%: .321		3PT%: .316					FT%: .846			

IOWA - - 88

Name	FG	3-PT	FT	RB	PF	TP	A	TO	BK	S	MN
Brunner	6-7	0-0	2-4	6	1	14	1	1	2	1	21
Hansen	2-4	0-0	1-2	1	2	5	1	1	2	0	19
Haluska	3-9	2-6	0-0	2	2	8	1	1	0	0	18
Horner	3-5	0-1	3-3	4	1	9	7	2	0	2	31
Pierce	8-13	1-5	2-5	5	3	19	3	3	0	5	22
Angle	1-2	0-1	0-0	2	1	2	1	1	0	0	5
Thompson	2-3	0-0	0-0	3	0	4	1	0	2	1	16
Wieck	0-0	0-0	0-0	0	1	0	0	0	1	0	2
Brownlee	1-2	1-2	0-0	0	0	3	0	0	0	0	2
Thomas	3-5	0-0	2-3	7	1	8	0	0	0	1	15
Reed	2-4	1-1	2-2	1	0	7	0	0	0	0	18
Henderson	2-6	0-0	4-6	4	1	8	3	0	1	1	23
Gorney	0-0	0-0	1-2	2	2	1	1	0	0	1	8
Totals	33-60	5-16	17-27	40	15	88	19	9	8	12	200
	FG%: .550		3PT%: .313					FT%: .630			

Score by Periods:			Attendance: 9,711
Centenary	26	27	53
Iowa	38	50	88

2004-05 Iowa Game Summaries

(7) IOWA 83, UNC GREENSBORO 58 December 4, 2004, Carver-Hawkeye Arena, Iowa City, IA

Solid shooting and a strong defensive effort helped Iowa overcome 21 turnovers as the Hawkeyes defeated UNC Greensboro 83-58 in the championship game of the Gazette Hawkeye Challenge. Iowa shot 50.8% from the field in the win, including a tournament-record 57.9% (11-19) from three-point range. The 11 three-point baskets tied a tournament record and the Hawkeyes tied their own school record with 12 blocked shots. Iowa also held Greensboro to 33.8% shooting and forced 22 turnovers.

A three-point basket by Jeff Horner gave Iowa a 5-2 advantage three minutes into the contest and the Hawkeyes never trailed. Greensboro had closed to within 33-25 with three minutes to play in the first half before Iowa scored the final eight points of the period for a 41-25 halftime advantage.

Even while improving their shooting to 44.1% from the field in the second half, the visitors could get no closer than nine points in the final 20 minutes. For the second straight game, Iowa held its opponent to under 35% shooting from the field.

Four Hawkeyes scored in double figures, with Pierre Pierce and Adam Haluska each scoring 17 to lead the way. Horner added 14 and Greg Brunner 12. Junior Doug Thomas came off the bench to lead Iowa with 10 rebounds, while Brunner added nine and Horner added a career-best 11 assists.

UNC GREENSBORO - - 58

Name	FG	3-PT	FT	RB	PF	TP	A	TO	BK	S	MN
Gross	6-13	1-2	0-2	3	1	13	1	0	0	2	30
Burrell	4-14	0-0	1-2	13	4	9	2	6	0	2	36
Hines	7-12	0-0	0-1	10	3	14	1	5	3	2	29
Johnson	0-1	0-0	2-2	2	1	2	2	3	0	0	24
Hickman	4-14	3-7	0-2	4	1	11	2	2	0	3	30
Wilson	0-1	0-1	0-0	0	3	0	0	1	0	0	6
Bristow	1-8	0-3	0-0	0	0	2	2	1	0	3	14
Oleksiak	2-4	1-3	0-0	0	1	5	0	3	0	0	14
Beckford	1-7	0-1	0-0	6	1	2	1	0	1	0	21
Everette	0-0	0-0	0-0	0	0	0	0	0	0	0	2
Moore	0-0	0-0	0-0	0	0	0	0	0	0	0	1
Team				4				1			
Totals	25-74	5-17	3-9	42	15	58	11	22	4	12	200
	FG%: .338	3PT%: .294	FT%: .333								

IOWA - - 83

Name	FG	3-PT	FT	RB	PF	TP	A	TO	BK	S	MN
Brunner	5-8	0-0	2-2	9	2	12	3	4	3	1	31
Hansen	3-7	0-0	2-3	2	3	8	0	1	5	0	23
Haluska	7-11	3-5	0-0	5	1	17	2	4	1	1	27
Horner	5-9	4-6	0-0	3	1	14	11	3	0	3	34
Pierce	7-17	1-4	2-3	6	2	17	5	3	1	1	30
Angle	0-2	0-1	0-0	0	0	0	0	1	0	0	2
Thompson	0-1	0-0	0-0	1	0	0	1	0	1	0	7
Wieck	0-0	0-0	0-0	0	0	0	0	0	0	0	1
Brownlee	0-0	0-0	0-0	0	0	0	0	0	0	0	1
Thomas	1-2	0-0	2-2	10	2	4	1	2	1	1	17
Reed	2-4	2-2	0-2	3	1	6	0	2	0	0	11
Henderson	2-2	1-1	0-0	0	1	5	1	1	0	0	14
Gorney	0-0	0-0	0-0	0	0	0	0	0	0	0	2
Team				4							
Totals	32-63	11-19	8-12	43	13	83	24	21	12	7	200
	FG%: .508	3PT%: .579	FT%: .667								

Score by Periods:

UNC Greensboro	25	33	58
Iowa	41	42	83

Attendance: 10,680

(8) IOWA 76, NORTHERN IOWA 73 December 7, 2004, Carver-Hawkeye Arena, Iowa City, IA

Iowa led nearly the entire game, but had to hold off a Northern Iowa rally in the final six minutes to take a 76-73 win in Iowa City. The Hawkeyes trailed 9-4 early in the contest and the game was tied three times before a three-point basket by Pierre Pierce gave Iowa a 16-13 advantage seven minutes into the game. The Hawkeyes led by as many as 13 in the opening half before taking a 40-32 halftime advantage.

The Panthers hit eight of their first 11 field goal attempts in the second half, but Iowa also shot well and built the advantage back to 13 points with 9:28 remaining. Iowa still held a 70-61 lead with 5:50 left when UNI rallied. The Panthers closed to within one point with 34 seconds to play and had a shot for the lead after Iowa missed a free throw. The Hawkeyes came up with a defensive stop in the final 10 seconds and Jeff Horner connected on two free throws with 4.5 seconds remaining for the final margin. A final desperation shot by the Panthers at the buzzer was off the mark.

Both teams shot 52.6% (30-57) from the field, but Iowa had a 10-8 advantage in three-point baskets and a 6-5 advantage from the foul line. UNI won the rebounding battle by a 33-29 margin, but Iowa was guilty of just seven turnovers.

Forward Greg Brunner led Iowa's attack with 23 points, hitting 10-13 field goals. Horner added 16 points and Pierce and Erik Hansen each scored 14. Horner led Iowa with nine rebounds and Pierce added five assists.

NORTHERN IOWA - - 73

Name	FG	3-PT	FT	RB	PF	TP	A	TO	BK	S	MN
Stout	6-11	0-2	3-5	7	3	15	0	1	0	1	37
Coleman	8-12	0-0	0-2	11	0	16	5	2	1	2	38
Crawford	3-8	3-6	0-1	5	4	9	1	1	0	1	35
Jacobson	10-16	3-4	2-2	4	0	25	5	2	0	0	38
McKowen	0-0	0-0	0-0	1	3	0	3	2	0	0	15
Little	0-2	0-2	0-0	0	2	0	0	0	0	0	7
Foster	2-6	1-4	0-0	0	1	5	2	0	0	0	13
Schmit	1-2	1-2	0-0	2	0	3	3	0	0	0	13
Godfreed	0-0	0-0	0-0	0	2	0	0	0	0	0	4
Team				3				1			
Totals	30-57	8-20	5-10	33	15	73	19	9	1	4	200
	FG%: .526	3PT%: .400	FT%: .500								

IOWA - - 76

Name	FG	3-PT	FT	RB	PF	TP	A	TO	BK	S	MN
Brunner	10-13	2-3	1-3	4	3	23	2	5	0	2	33
Hansen	6-9	1-2	1-2	3	3	14	2	0	2	0	30
Haluska	2-4	1-2	0-1	0	1	5	4	0	0	0	28
Horner	5-12	4-8	2-2	9	1	16	3	1	0	1	36
Pierce	5-12	2-3	2-3	4	1	14	5	1	0	2	36
Thomas	1-4	0-0	0-0	3	3	2	0	0	0	0	17
Reed	0-0	0-0	0-0	0	1	0	0	0	0	0	5
Henderson	1-3	0-0	0-0	3	0	2	3	0	0	0	15
Team				3							
Totals	30-57	10-18	6-11	29	13	76	19	7	2	5	200
	FG%: .526	3PT%: .556	FT%: .545								

Score By Periods:

Northern Iowa	32	41	73
Iowa	40	36	76

Attendance: 10,349

2004-05 Iowa Game Summaries

(9) IOWA 70, IOWA STATE 63 December 10, 2004, Carver-Hawkeye Arena, Iowa City, IA

Iowa won its fifth straight game with a 70-63 decision over Iowa State Dec. 10 in Iowa City. The Hawkeyes never trailed in the contest and held on at the end after ISU had pulled to within one, 61-60, with just over two minutes to play. Greg Brunner scored on a driving lay-up for a three point advantage and two free throws by Adam Haluska gave Iowa a 65-60 cushion with 40 seconds remaining. Brunner sealed the win with a steal and a free throw with 12 seconds to play and Jeff Horner added two free throws for the final margin with seven seconds to play.

The game was tied three times in the first half before Iowa went to the break with a 34-32 advantage. Iowa then scored the first seven points of the second half and went on to lead by as many as 11 points with 10 minutes remaining before Iowa State rallied at the end.

Both teams shot less than 40% from the field. Iowa shot just 23.5% (4-17) from three-point range, but the Cyclones failed to connect on any of their six three-point attempts. Iowa held a 22-17 advantage at the free throw line, but ISU won the rebounding battle, 47-39. Iowa came up with eight steals while forcing 16 ISU turnovers and the Haswkeyes had just 10 turnovers and blocked eight shots.

Haluska led Iowa's balanced scoring attack with 20 points, including 4-8 treys. Pierre Pierce added 15 points, Horner scored 12 and Brunner 11. Brunner led both teams with 13 rebounds, Horner contributed seven assists, Hansen added a career-best seven blocked shots and Pierce came up with five steals.

IOWA STATE - - 63

Name	FG	3-PT	FT	RB	PF	TP	A	TO	BK	S	MN
Faulkner	0-2	0-0	2-2	6	4	2	0	2	0	1	22
Homan	9-17	0-0	7-10	11	4	25	2	0	1	0	38
Stinson	5-15	0-1	4-4	6	5	14	3	6	1	1	28
Carr	0-1	0-1	0-0	0	0	0	0	1	0	0	6
Blalock	7-19	0-2	1-2	6	2	15	4	4	0	1	37
Neal	0-2	0-2	2-2	5	1	2	1	0	0	0	22
Clark	0-0	0-0	0-0	3	1	0	1	1	0	0	14
Staple	0-1	0-0	0-0	0	33	0	0	0	0	0	9
Davis	1-3	0-0	1-2	5	5	3	0	2	0	1	12
George	1-2	0-0	0-0	1	0	2	0	0	2	1	12
Team				4							
Totals	23-62	0-6	17-22	47	25	63	11	16	4	5	200
	FG%: .371		3PT%: .000								FT%: .773

IOWA - - 70

Name	FG	3-PT	FT	RB	PF	TP	A	TO	BK	S	MN
Brunner	3-10	0-2	5-8	13	2	11	3	1	0	3	35
Hansen	3-8	0-0	2-2	3	3	8	0	1	7	0	28
Haluska	7-13	4-8	2-2	3	5	10	2	0	0	0	32
Horner	2-6	0-2	8-10	6	2	12	7	2	0	0	31
Pierce	6-18	0-4	3-4	8	1	15	1	4	1	5	37
Thompson	0-2	0-0	0-0	2	0	0	0	0	0	0	1
Thomas	1-1	0-0	0-1	1	2	2	0	1	0	0	16
Reed	0-1	0-1	0-0	0	1	0	1	0	0	0	5
Henderson	0-1	0-0	2-2	0	1	2	0	1	0	0	15
Team				3							
Totals	22-60	4-17	22-29	39	17	70	14	10	8	8	200
	FG%: .367		3PT%: .235								FT%: .759

Score by Periods:

Iowa State	32	31	63
Iowa	34	36	70

Attendance: 15,312

(10) IOWA 88, WESTERN CAROLINA 75 December 18, 2004, Carver-Hawkeye Arena, Iowa City, IA

Iowa controlled the action in the early going of both the first and second half in taking an 88-75 win in Iowa City. The Hawkeyes build a 23-5 advantage after 12 minutes before the visitors closed to within 32-25 at intermission. Iowa held Western to 25% field goal shooting in the opening 20 minutes while forcing 14 turnovers.

Iowa built the advantage back to 14 points in the first five minutes of the second half and led by as many as 24 points with six minutes to play. Western Carolina found its shooting touch in the second half, shooting 45.9% from the field and 62.5% from three-point range. For the game the visitors hit 12-12 treys.

Jeff Horner led Iowa's second half scoring surge, hitting all six of his field goal attempts, including three three-pointers. The Hawkeyes shot 61.3% from the field in the second half and made 6-9 three-pointers after the midway point.

Iowa shot 50.8% from the field for the game, including 53.3% from three-point range. The Hawkeyes also had 26 assists and forced 24 WCU turnovers.

Pierre Pierce led Iowa with 21 points, eight rebounds and four steals, while Horner added 20 points and 10 assists. Greg Brunner had 11 points and 11 rebounds and Erik Hansen and Adam Haluska each added 10 points.

WESTERN CAROLINA - - 75

Name	FG	3-PT	FT	RB	PF	TP	A	TO	BK	S	MN
Muirhead	4-10	2-2	3-4	3	4	13	1	4	0	2	26
Nlandu	1-4	0-0	0-0	2	4	2	2	3	0	0	17
Berghoefer	7-15	0-0	4-7	11	2	18	0	3	1	2	31
Russell	0-2	0-1	0-0	2	4	0	1	2	1	1	18
Greathouse	3-8	3-7	0-0	0	4	9	5	2	0	1	26
Outing	1-3	0-0	2-2	3	2	4	0	2	0	1	8
Hopkins	4-12	3-8	2-2	3	1	13	7	3	0	2	25
Brempong	1-8	0-2	0-0	9	4	2	0	3	2	2	23
McKenna	1-1	1-1	0-0	0	0	3	0	1	0	1	3
Woodyard	3-6	3-3	2-2	4	0	11	2	1	1	1	23
Team				6							
Totals	25-69	12-24	13-17	43	25	75	18	24	5	12	200
	FG%: .362		3PT%: .500								FT%: .765

IOWA - - 88

Name	FG	3-PT	FT	RB	PF	TP	A	TO	BK	S	MN
Brunner	3-8	0-1	5-8	11	3	11	5	2	2	2	30
Hansen	5-10	0-0	0-0	4	4	10	0	2	2	1	19
Haluska	3-8	2-6	2-4	6	1	10	3	1	0	0	28
Horner	7-10	4-5	2-2	2	0	20	10	1	0	1	31
Pierce	8-11	1-1	4-10	8	3	21	3	5	0	4	24
Angle	0-1	0-0	0-0	0	0	0	0	2	0	0	2
Thompson	2-5	0-0	1-3	3	2	5	1	0	0	0	15
Wieck	0-1	0-0	0-0	1	0	0	0	1	0	0	3
Thomas	1-1	0-0	0-0	2	4	2	0	2	0	0	10
Reed	1-2	1-1	1-2	2	1	4	1	1	0	3	13
Henderson	1-4	0-1	3-4	2	1	5	3	2	0	0	19
Gorney	0-0	0-0	0-0	1	0	0	0	1	0	0	6
Team				2							
Totals	31-61	8-15	18-33	44	19	88	26	20	4	11	200
	FG%: .508		3PT%: .533								FT%: .545

Score by Periods:

Western Carolina	25	50	75
Iowa	32	56	88

Attendance: 15,312

2004-05 Iowa Game Summaries

(11) IOWA 83, TEXAS TECH 53 December 21, 2004, United Center, Chicago, IL

Iowa used a solid defensive performance in taking an 83-53 win over Texas Tech at the United Center in Chicago. Tech came into the game as one of the top scoring teams in the nation, averaging 87 points in its first seven outings. The Hawkeyes held Tech to 20 points while building a 32-20 halftime margin and pulled away from the start of the second stanza.

Iowa held Texas Tech to 35.7% shooting from the field, and the Red Raiders made just 25% of their three-point shots. The Hawkeyes won the rebounding battle, 47-35, outscored Tech 40-26 in the paint and held Tech to six fast break points and two second chance points. Tech was guilty of 21 turnovers.

Adam Haluska scored eight straight points as Iowa took a 10-3 advantage in the opening minutes as Iowa built their first half advantage with Haluska and forward Greg Brunner in foul trouble. Iowa scored the first five points of the second half and Tech was never closer than 14 points the rest of the way.

Haluska continued his scoring pace in the second half, leading all scorers with 21 points, matching a career-high, and he added six rebounds. Pierre Pierce added 15 points and five rebounds and Brunner collected nine points and a game-high eight rebounds.

The Hawkeyes received solid play from center Erek Hansen, who had nine points, six rebounds and six blocked shots, and the Hawkeye reserves added 22 points and 17 rebounds.

TEXAS TECH - - 53

Name	FG	3-PT	FT	RB	PF	TP	A	TO	BK	S	MN
Giles	1-8	0-0	0-2	6	1	2	1	4	1	0	17
Marshall	3-9	1-4	0-0	4	3	7	1	1	0	0	22
Dora	0-3	0-1	0-0	2	2	0	1	0	0	0	16
Zeno	4-10	0-0	3-4	2	3	11	2	4	1	1	34
Jackson	5-9	1-1	5-5	4	2	16	7	2	0	1	31
Coffman	0-0	0-0	0-0	0	1	0	0	3	0	0	9
Ross	2-6	0-1	0-1	3	4	4	0	1	0	0	24
Ogden	0-1	0-1	0-0	1	0	0	1	0	0	0	4
White	1-2	0-0	1-2	2	1	3	4	2	0	0	16
Ofoegbu	0-1	0-0	2-2	0	1	2	0	2	0	0	5
Sulagic	4-7	0-0	0-2	6	4	8	0	2	1	1	22
Team				5							
Totals	20-56	2-8	11-18	35	22	53	17	21	3	3	200
	FG%: .357		3PT%: .250					FT%: .611			

IOWA - - 83

Name	FG	3-PT	FT	RB	PF	TP	A	TO	BK	S	MN
Haluska	7-9	3-3	4-5	6	2	21	2	0	0	2	22
Brunner	3-8	0-0	3-4	8	3	9	0	2	1	0	22
Hansen	3-7	1-1	2-4	6	4	9	1	4	6	0	29
Horner	3-14	1-6	0-0	2	1	7	6	1	0	1	33
Pierce	6-14	0-3	3-6	5	2	15	4	4	2	2	34
Angle	0-0	0-0	0-0	0	0	0	0	1	0	0	1
Thompson	2-3	0-0	0-0	5	0	4	1	0	0	1	11
Wieck	0-0	0-0	0-0	0	0	0	0	0	0	0	2
Brownlee	0-0	0-0	0-0	0	0	0	0	0	0	0	1
Thomas	3-6	0-0	0-0	6	4	6	1	2	1	1	14
Reed	1-3	0-2	2-2	1	0	4	1	0	0	0	13
Henderson	3-4	0-1	2-4	3	1	8	1	1	0	1	16
Gorney	0-0	0-0	0-0	2	1	0	0	0	0	0	2
Team				3							
Totals	31-68	5-16	16-25	47	18	83	17	15	10	8	200
	FG%: .456		3PT%: .313					FT%: .640			

Score by Periods:

Texas Tech	20	33	53
Iowa	32	51	83

Attendance: 7,176