

**December 23, 2006****Texas Southern at Iowa****Carver-Hawkeye Arena****Iowa Hawkeyes (6-6)**

						<b>Pts.</b>	<b>Reb.</b>	<b>FG%</b>	<b>FT%</b>
34	Tyler Smith	F	6-7	219	Fr.	Pulaski, TN (Hargrave Military)	14.6	4.7	.477 .659
44	Cyrus Tate	F	6-8	240	So.	Chicago, IL (Northeast, NE CC)	4.4	4.1	.413 .714
53	Seth Gorney	F	7-0	245	Jr.	Vandalia, OH (Butler)	6.0	4.0	.559 .857
1	Adam Haluska	G	6-5	210	Sr.	Carroll, IA (Carroll)	19.3	4.3	.407 .927
35	Mike Henderson	G	6-3	200	Sr.	Waterloo, IA (East)	3.8	0.8	.375 .700

**Texas Southern (3-6)**

00	Chris Moore	F	6-8	210	Sr.	Lancaster, TX (Lancaster)	11.8	6.9	.434 .645
15	Jacques Jones	F	6-7	200	Jr.	Houston, TX (Hightower)	13.8	5.2	.523 .786
24	Leonta Matthews	F	6-6	200	Sr.	Las Vegas, NV (Eastern Utah CC)	6.4	4.0	.391 .667
33	Jacob Johnson	F	6-6	220	Sr.	Fontana, CA (San Bernadino Valley CC)	4.5	2.1	.412 .421
11	Dominique White	G	6-1	180	Jr.	Champaign, IL (Barton Co., KS CC)	4.2	2.2	.375 .722

**THE SETTING**

Iowa (6-6) meets Texas Southern (3-6) Saturday, Dec. 23 in the second of four straight home games. Game time is 12:05 p.m. in Carver-Hawkeye Arena (15,500). Iowa is seeking win No. 300 in Carver-Hawkeye Arena.

Iowa defeated Georgia State 101-59 Wednesday in Carver-Hawkeye Arena. The Hawkeyes have won four of their last six games. Texas Southern defeated Texas-Arlington 95-81 Wednesday evening at home.

**ON THE AIR**

**Radio:** Iowa games are broadcast on the Hawkeye Radio Network. Gary Dolphin handles the play-by-play, along with color commentator Bob Hansen. The Hawkeye Radio Network coverage includes a 60-minute pre-game show.

**Television:** ESPN Regional will carry the game to a network of stations that includes KGAN Cedar Rapids, KDSM Des Moines, KWQC Quad Cities, KYOU Ottumwa, CSS, Mid-Atlantic Sports Network, Baltimore, MD (tape delayed), Cox-Northeast in Providence, RI, Metro Sports, Kansas City, MO, and cable systems throughout the state of Iowa, including Council Bluffs-Omaha, Rochester-Mason City and Sioux City. The game will be aired on cable systems in Waco, TX and New Orleans, LA and can also be viewed as part of ESPN's Full Court package. Larry Morgan and Mac McCausland will call the action.

**IOWA HISTORY**

Iowa has played 2,389 games since beginning basketball in 1902. Overall Iowa's record is 1,427-962 (.597). That includes an 893-307 (.744) record in home games, a 534-655 (.449) record in games away from Iowa City, a 675-658 (.506) mark in Big Ten games and a 299-81 (.787) record in Carver-Hawkeye Arena.

**IOWA IN CARVER-HAWKEYE ARENA**

Iowa has compiled a 299-81 (.787) record in Carver-Hawkeye Arena. Iowa is 140-67 (.676) in Big Ten games and 159-14 (.919) in non-Big Ten games. Iowa has drawn over 5.4 million fans for men's basketball games since the arena opened in 1983. Iowa has posted a 91-26 (.778) home record under Coach Steve Alford, including a 56-5 (.918) mark in non-conference home games. Iowa has won 23 of its last 24 home games. Two of the five non-conference home losses came in the National Invitation Tournament.

**DEC. 30 START TIME CHANGED**

Iowa's home game vs. Cornell University on Saturday, Dec. 30 will have a 12:05 start time. Originally scheduled for 7:05 p.m., the game time has been moved to avoid a conflict with the Iowa football team's appearance in the 2006 Alamo Bowl. The Hawkeyes will meet Texas in the Alamo Bowl at 3:30 p.m. on Dec. 30.

***Schedule/Results*****Record: 6-6**

Nov. 13	The Citadel	W	75-53
* Nov. 17	Toledo	W	78-65
* Nov. 19	Alabama	L	60-72
* Nov. 20	Villanova	L	60-89
Nov. 25	at Arizona State	L	64-67
Nov. 29	at Virginia Tech	L	65-69
+ Dec. 1	TX-Pan American	W	62-46
+ Dec. 2	Coppin State	W	83-67
Dec. 5	Northern Iowa	L	55-57
Dec. 8	Iowa State	W	77-59
Dec. 16	at Drake	L	59-75
Dec. 20	Georgia State		

**Dec. 23 Texas Southern, 12:05 pm**

Dec. 30	Cornell, 12:05 pm
Jan. 4	Michigan State, 8:05 pm
Jan. 10	at Illinois, 7:05 pm
Jan. 13	Minnesota, 3:37 pm
Jan. 16	at Indiana, 6:05 pm CT
Jan. 20	at Ohio State, 7:05 pm CT
Jan. 24	Penn State, 7:05 pm
Jan. 28	Wisconsin, 12:05 pm
Jan. 31	at Michigan, 7:05 pm CT
Feb. 3	Indiana, 1:05 pm
Feb. 7	at Minnesota, 7:05 pm
Feb. 10	at Wisconsin, 1:05 pm
Feb. 14	Northwestern, 7:05 pm
Feb. 17	at Mich. State, 1:32 pm, CT
Feb. 21	Purdue, 8:05 pm
Feb. 27-28	at Penn State, TBA
Mar. 3	Illinois, TBA
Mar. 8-11	Big Ten Tournament

\* - - Paradise Jam

+ - - Hawkeye Challenge, Iowa City

**All times listed are Central Time**

## ***Coach Steve Alford***

Steve Alford (pronounced ALL-ford) is in his eighth season as head coach at the University of Iowa and his 16th season as a college head coach. Alford holds a career record of 297-175 (.629), including a 141-98 (.590) record at Iowa, a 78-29 (.729) record in four seasons (1992-95) at Div. III Manchester College and a four-year record (1996-99) of 78-48 (.619) at Southwest Missouri State.



Alford ranks third among Iowa's head basketball coaches in career wins. Alford's 296 career victories are the most in the nation among all head coaches who are 42-years old or younger.

Alford has posted a 13-5 record in the Big Ten Conference Tournament, leading the Hawkeyes to the tournament title in both 2001 and 2006. His total wins and winning percentage in the event rank tops among all Big Ten coaches. Alford is 52-60 (.464) in Big Ten games after leading Iowa to a second place finish (11-5) in the 2006 regular season. Alford is 8-7 in the NCAA Tournament (3-4 in Div. I and 5-3 in Div. III) and 2-4 in the NIT.

Alford is the only Iowa coach to lead his Hawkeye teams to six consecutive winning seasons. Iowa has advanced to post-season action in each of the past six years and the Hawkeyes have won 20 or more games in three of his seven seasons. Alford led Iowa into the second round of the 2001 NCAA Tournament in his second season and the Hawkeyes returned to the NCAA Tournament in 2005 and 2006. Iowa advanced to the NIT in 2002, 2003 and 2004.

Alford led Southwest Missouri State to the NCAA Sweet 16 in 1999 and in 1995 Manchester advanced to the NCAA championship game before suffering its first defeat of the season.

Alford is a 1987 graduate of Indiana, where he led the Hoosiers to the 1987 NCAA title. Alford was a member of the 1984 U. S. Olympic team that earned the Gold Medal and he was the 26th player selected in the NBA Draft following his senior season. Alford played four seasons in the NBA before beginning his coaching career.

At Indiana, Alford started 120 of 125 games in four seasons. He served as team captain in 1987 when the Hoosiers were 30-4. Steve concluded his college career as Indiana's all-time scoring leader with 2,438 points and he holds the Indiana record for career steals with 178. He was a consensus first team All-American and the Big Ten MVP as a senior.

Alford is a member of the Manchester College M Association Hall of Fame and the Indiana University Athletics Hall of Fame. In 2001 he was named one of the "Top 50 Athletes" in the history of the state of Indiana and was selected as a member of the 15-man Indiana University all-Century team. In 2004 he was one of five players selected to ESPN's Big Ten Conference Silver Anniversary team.

Alford is 2-0 vs. Texas Southern, but has not coached against Coach Ronnie Courtney.

## ***Iowa Quick Facts***

<b>Location:</b>	Iowa City, IA
<b>Founded:</b>	1847
<b>Enrollment:</b>	29,697
<b>President:</b>	Gary Fethke
<b>Athletic Director:</b>	Gary Barta
<b>Conference:</b>	Big Ten
<b>Home Arena:</b>	Carver-Hawkeye (15,500)
<b>All-Time Record:</b>	1,427-962 (.597)
<b>All-Time Big Ten Record:</b>	675-658 (.506)
<b>NCAA Appearances:</b>	22
<b>NCAA Tournament Record:</b>	27-24

<b>Head Coach:</b>	Steve Alford
<b>Record At Iowa:</b>	141-98, .590 (8th season)
<b>Career Record:</b>	297-175, .629 (16th season)
<b>Big Ten Record:</b>	52-60 (.464)
<b>Big Ten Tournament Record:</b>	13-5 (2 titles)
<b>Associate Head Coach:</b>	Craig Neal (Georgia Tech)
<b>Assistant Coaches:</b>	Tim Buckley (Bemidji State) Billy Garrett (Indianapolis)
<b>Dir. of Basketball Operations:</b>	Paul Weir (York Univ.)
<b>Graduate Assistant:</b>	Justin Wieck (Iowa)
<b>Basketball Administrator:</b>	Jerry Strom (Concordia Col.)
<b>Trainer:</b>	John Streif
<b>Sports Information:</b>	Phil Haddy/Steve Roe
<b>Sports Info. Telephone:</b>	319-335-9411
<b>Sports Info. FAX:</b>	319-335-9417
<b>Internet Address:</b>	<a href="http://www.hawkeyesports.com">www.hawkeyesports.com</a>

### **REPORT CARDS GOOD FOR ADMISSION**

Elementary, junior high and high school fans of Iowa's men's basketball team can gain free admission to Iowa's home game this weekend against Texas Southern by presenting a copy of their progress report or report card to receive a free game ticket.

Elementary students must present a copy of their most recent report card or "progress report". Junior high and high school students can gain free admission by presenting a copy of their most recent report card with at least one "A" grade.

The cards need to be presented at any of the athletic ticket office windows Saturday. The students must be accompanied by an adult, who must have purchased a full-priced ticket. The student tickets may also be exchanged in advance at the Athletic Ticket Office in Carver-Hawkeye Arena.

Those students who present a copy of their progress report or report card Saturday will have a chance to win a home computer system from Best Buy. That drawing will be held Jan. 14 when the Hawkeye women's basketball team hosts Michigan State.

### **ALFORD THIRD IN CAREER WINS**

Coach Steve Alford has collected 141 victories as Iowa's head coach, a total that ranks third on Iowa's list of coaches in career wins. With Iowa's win over Iowa State, Alford moved past Rollie Williams (139) for third place on Iowa's career win list behind Tom Davis (269) and Lute Olson (168).

## **Iowa Basketball Roster**

No.	Name	Pos.	Ht.	Wt.	Yr.	Hometown High School/CC	The Latest Scoop
0	Josh Crawford	C	6-10	200	Fr.	Long Beach, CA (Wilson)	2 points & one rebound vs. Georgia State
1	** Adam Haluska	G	6-5	210	Sr.	Carroll, IA (Carroll)	36 points & 4 assists at Georgia State
2	# David Palmer	C	6-9	240	So.	Antioch, TN (Oak Hill Academy)	Will redshirt as a transfer from Seton Hall
3	Drew Adams	G	6-1	185	So.	Bloomington, IN (South)	One rebound vs. Georgia State
4	* J.R. Angle	G/F	6-7	208	So.	Franklin, IN (Indian Creek)	4 points & two steals vs. Georgia State
11	* Tony Freeman	G	6-1	190	So.	Maywood, IL (St. Joseph's)	12 points and two assists vs. Georgia State
14	Brett Wessels	G	6-3	190	So.	Bettendorf, IA (Bettendorf)	3 points & 2 rebounds vs. Alabama
15	Dan Bohall	G	6-4	193	Fr.	Sioux City, IA (East)	6 points in Black and Gold Blowout
24	Justin Johnson	G	6-6	190	Jr.	Tyler, TX (Tyler, TX CC)	8 points & 6 rebounds vs. Georgia State
34	Tyler Smith	F	6-7	210	Fr.	Pulaski, TN (Hargrave Military Aca.)	15 points & 5 rebounds vs. Georgia State
35	*** Mike Henderson	G	6-3	200	Sr.	Waterloo, IA (East)	Career-high nine assists vs. Georgia State
44	Cyrus Tate	F	6-8	240	So.	Chicago, IL (Northeast, NE CC)	6 points & 9 rebounds vs. Coppin State
52	Kurt Looby	F/C	6-10	210	Jr.	St. John's, Antigua (Tyler, TX CC)	6 points & 12 rebounds vs. Georgia State
53	** Seth Gorney	C	7-0	245	Jr.	Vandalia, OH (Butler)	8 points & 5 rebounds vs. Georgia State

Davis coached the Hawkeyes from 1987-99, Olson was the Iowa coach from 1975-83 and Williams coached the Hawkeyes from 1930-42 and in 1950-51. Following is a list of Alford's significant career victories:

No.	Opponent, result	Date
1	Manchester 82, Denison 63	12/29/91
50	Manchester 87, Huntington 63	11/22/94
100	SW MO State 75, NW State 73	12/10/96
150	SW MO State 89, Wichita State 58	1/31/99
200	Iowa 78, Iowa State 53	12/08/01
250	Iowa 88, Centenary 53	12/03/04
256	Iowa 73, Air Force 63	12/28/04
	(No. 100 as Iowa's head coach)	
<b>297</b>	<b>Iowa 101, Georgia State 59</b>	<b>12/16/06</b>

### **TSU COACH RONNIE COURTNEY**

Ronnie Courtney is in his sixth season as a college head coach, all at Texas Southern. Courtney has posted a 65-88 record.

Courtney led Texas Southern to the SWAC tournament title in 2003, earning a spot in the NCAA Tournament play-in game, where the Tigers lost in overtime to UNC-Asheville.

Courtney joined the Texas Southern staff after a highly successful career as a high school coach in the state of Texas. As the head coach at Fort Bent Willowridge HS Courtney led his team to back-to-back Class 5-A state titles and he has been recognized by USA Today as National Coach of the Year. He has been named Greater Houston Area Coach of the Year three times. His career record as a high school coach is 237-120.

Courtney played both football and basketball at McMurry University, serving as a basketball team captain for two seasons.

Courtney has not coached against Iowa or Hawkeye Coach Steve Alford.

### **THE SERIES**

Iowa holds a 4-0 series advantage, with all previous meetings taking place in Iowa City. The teams last met early in the 1999-00 season, with Iowa taking a 73-51 win in the first round of the Hawkeye Challenge. Iowa also defeated the Tigers in November, 1990, December, 1992 and December, 1995. Here are the series results:

11/24/90	W	80-64	12/16/95	W	110-67
12/28/92	W	91-70	123//99	W	73-51

### **IOWA, TSU NOTES**

- Iowa is 8-0 all-time against current members of the Southwestern Athletic Conference. Along with four wins over Texas Southern, the Hawkeyes have played Alabama State (1-0), Grambling State (1-0), Jackson State (1-0) and Mississippi Valley State (1-0).
- Iowa and Texas Southern have played one common opponent. The Hawkeyes lost to Alabama 72-60 on a neutral site in the semi-finals of the Paradise Jam. Texas Southern dropped a 74-44 contest at Alabama.
- Along with one win over Texas Southern as Iowa's head coach, Steve Alford's Southwest Missouri State team defeated the Tigers 77-47 in Springfield early in the 1998-99 season.

### **HALUSKA GET CAREER BEST**

Senior Adam Haluska scored a career-best 36 points in the recent win over Georgia State. Haluska made 13-19 field goals, including 6-11 three-point attempts, and added 4-4 free throws. Along with his scoring, Haluska added four assists and two steals in just 28 minutes of action. Haluska had 31 points earlier this season in a win over Coppin State. Haluska has scored 1,173 points in three seasons at Iowa and ranks 22nd in career scoring.

The 36 points matches the most scored by an Iowa player in Carver-Hawkeye Arena. Iowa's Rob Griffin scored 36 points in a win over Penn State on March 4, 2000. The arena record is 45 points by Washington State's Brian Quinnett vs. Loyola-Marymount on Dec. 5, 1986. Carver-Hawkeye Arena opened in January, 1983.



## **HENDERSON RETURNS TO ACTION**

Senior guard Mike Henderson, who missed Iowa's first seven games after suffering a hand injury in practice on Oct. 30, saw his first action of the season in Iowa's win over Coppin State. Henderson suffered a fracture to the pinkie finger on his right hand and underwent surgery two days later. Henderson had the cast removed Nov. 27 before playing eight minutes vs. Coppin State and 11 minutes vs. Northern Iowa. Henderson scored eight points in 15 minutes vs. Iowa State and played 26 minutes in the loss at Drake. He returned to the starting line-up for the first time vs. Georgia State and had a career-high nine assists and eight points.

Henderson started all 34 games a year ago. He averaged 7.6 points and 3.9 rebounds per outing while shooting 46.4% from three-point range. He earned the team "Most Improved Award" at the conclusion of the season.

As a junior Henderson scored in double figures in 11 games. He matched a career-high with 17 points in a win at Purdue and scored 16 points vs. Michigan State in the Big Ten Tournament and in a home win over Penn State. Henderson added 15 points and seven rebounds in an early season win over ninth-ranked Kentucky as Iowa was 11-0 when he scored in double figures.

## **IOWA NOTES**

- As a team, Iowa leads the Big Ten Conference and ranks 15th in the nation in free throw percentage, making 75% (141-188) of its attempts. Individually, Adam Haluska is shooting 92.7% (51-55) from the line to rank 21st.
- Iowa completed a five-game road swing in November that saw the Hawkeyes travel nearly 8,000 miles while competing in the Paradise Jam in St. Thomas, Virgin Islands, along with playing single games at Arizona State and Virginia Tech. Iowa has played in four different time zones (Atlantic, Eastern, Central, Mountain). This marks the first time since early in the 2000-01 season that Iowa has played five straight games away from home. Like this season, that five-game stretch in 2000-01 also included three games at a neutral site (Rainbow Classic). Iowa's longest consecutive road game streak under Steve Alford occurred in 1999-00 when the Hawkeyes played at Northern Iowa, Iowa State, Missouri and Drake, winning two of the four.
- Iowa has already played opponents from six of the stronger leagues in the nation, including the Atlantic Coast (Virginia Tech), Big East (Villanova), Big 12 (Iowa State), Missouri Valley (Drake & Northern Iowa), Pac-10 (Arizona State) and Southeastern (Alabama).
- Senior guard Adam Haluska has started all 110 games in his career, a streak that ranks as the longest in the nation among current players.
- Senior guard Adam Haluska was recently named one of 50 candidates named to the pre-season Watch List for the Naismith Award, which goes annually to the Player of the Year.
- With 18 points in Iowa's loss to Villanova, Adam Haluska became the 39th Hawkeye player to surpass 1,000 career points. Haluska is in his third season at Iowa and has 1,173 points to rank 22nd on Iowa's career list. His career total, including one season at Iowa State, stands at 1,457.
- Freshman Tyler Smith was named to the all-tournament team at the Paradise Jam. Smith scored in double figures in all three games. He led Iowa to its win over Toledo on the first round, collecting 28 points, six rebounds and five assists. Smith added 19 points in the loss to 10th-ranked Alabama and 13 points in the loss to Villanova.

## ***History & Record Book Online***

Iowa's History and Record Book, the supplement to the 2006-07 basketball media guide, is available online at [hawkeyesports.com](http://hawkeyesports.com), the official website of the University of Iowa athletic department. After opening the Iowa website, click on Men's Basketball at the top of the page under "The Hawkeyes". Once at the basketball site, click on the History and Record Book on the right side of the page under the Stats and More heading. Copies of the History and Record Book are also available through the UI Sports Information office.

## **IOWA WIN'S HAWKEYE CHALLENGE**

Iowa once again claimed the title of its own Hawkeye Challenge, defeating Texas-Pan American 62-46 in the first round and Coppin State 83-67 in the title game. Iowa has won its own invitational 24 times in the 25 year history of the event.

Senior guard Adam Haluska claimed Most Valuable Player honors, while junior Justin Johnson and freshman Tyler Smith were also named to the all-tournament team.

## **SMITH AMONG FRESHMAN LEADERS**

Iowa's Tyler Smith ranks high among freshmen in the Big Ten. He is third in scoring (14.6) and assists (3.1), fourth in rebounding (4.7) and steals (1.3), 13th in field goal percentage (.477) and 16th in free throw percentage (.659) and three-point field goal percentage (.250).

## **HAWKEYE TIDBITS**

- Four Hawkeye opponents (Alabama, Villanova, Arizona State, Drake) have shot better than 50% from the field. In 34 games a year ago, Iowa allowed just three opponents to shoot as well as 50% from the field. Those were road games at Michigan State, Purdue and Minnesota, with Iowa losing two of the three. Iowa is 4-12 over the past four seasons when its opponent shoots 50% or better from the field.
- Iowa is 2-0 when scoring 80 points or more, 3-0 when scoring between 70-80 points, 1-4 when scoring between 60-70 points and 0-2 when scoring less than 60 points.
- Iowa is 4-1 when holding its opponent to less than 60 points, 2-2 when holding its opponent between 60-70 points and 0-3 when the opponent scores over 70 points.
- Iowa is 5-2 when collecting more assists than the opponent and 1-4 when the opponent has more assists.
- Iowa is 5-4 when having fewer turnovers than its opponent and 1-2 when the opponent has fewer turnovers.
- Iowa is 3-3 when collecting more steals than its opponent, 1-3 when the opponent has more steals and 2-0 when steals are equal.
- Iowa has had four players score in double figures in one game (Toledo) and three players score in double figures in eight games. Iowa is 1-0 when four reach double figures, 4-4 with three score in double figures and 0-3 with two players in double figures.
- Iowa is 6-2 when leading at halftime and 0-4 when trailing at intermission.
- Iowa is 2-3 when controlling the opening tip and 4-3 when not controlling the tip.
- Iowa is 0-3 in games decided by 10 points or less and 0-3 in games decided by five points or less.

### OVERCOMING DEFICITS

The biggest deficit Iowa has overcome to get a victory is six points, that vs. Toledo.

The biggest deficit overcome by an Iowa opponent is 13 points, that by Northern Iowa.

### SCORING BY HALVES

Iowa has outscored its opponents 394-342 in the first half and 445-436 in the second half. Iowa has led at halftime in seven games and the Hawkeyes have outscored their opponent in the second half in eight games.

### IOWA SHOOTS PAST GEORGIA STATE

Iowa used a solid shooting performance and a strong all-around game in defeating Georgia State 101-59 in Iowa City. A three-point basket by Adam Haluska gave Iowa a 17-15 advantage with 12:30 left in the opening half, and the Hawkeyes were in control from there. Haluska's basket began a 13-2 scoring run that gave Iowa a 27-15 lead with nine minutes remaining. He added another three-pointer in the final seconds to give Iowa its biggest advantage, 49-29, at the break. The Hawkeyes scored the first seven points of the second half and were never threatened, leading by as many as 50 points in the late stages.

Iowa played well in nearly every phase of the game. The Hawkeyes shot 52.9% from the field, including 52.4% (11-21) from three-point range. Iowa held Georgia State to 34.5% shooting and won the rebounding battle 44-35. Iowa also forced 25 turnovers and collected 26 assists.

Haluska led Iowa with a career-best 36 points, hitting 13-19 field goals, 6-11 three-pointers and all four of his free throws. The 36 points matches the highest scoring total by an Iowa player in Carver-Hawkeye Arena, which opened in 1983. He added four assists and two steals.

Freshman Tyler Smith added 15 points, five rebounds, five assists and two steals. Tony Freeman added 12 points and Kurt Looby led both teams with 12 rebounds. Mike Henderson, in his first start of the year, added eight points and a career-best nine assists.

### TEXAS SOUTHERN TOPS UTA

Texas Southern shot 52.5% from the field and scored a season-high 95 points to take a 95-81 home win over Texas-Arlington Wednesday. The Tigers started fast, shooting 55.9% from the field in the first half while taking a 45-35 lead at intermission. Texas Southern held Texas-Arlington to 35.1% shooting from the field and held a 49-37 rebounding advantage. The visitors made just 9-38 three-point attempts.

Jacques Jones led Texas Southern with 26 points and eight rebounds, connecting on 11-16 field goals and 4-6 free throws. Reserve Sollie Norwood added 21 points and eight rebounds. Forward Chris Moore contributed 13 points and nine rebounds and guard Dominique White had 13 points, six assists and five rebounds.

## *Big Ten Standings*

	Big Ten			All Games		
	W	L	PCT	W	L	PCT
Michigan	0	0	.000	11	1	.917
Wisconsin	0	0	.000	11	1	.917
Ohio State	0	0	.000	10	1	.909
Illinois	0	0	.000	11	2	.846
Michigan State	0	0	.000	11	2	.846
Purdue	0	0	.000	9	2	.818
Indiana	0	0	.000	7	3	.700
Northwestern	0	0	.000	7	3	.700
Penn State	0	0	.000	7	4	.636
<b>Iowa</b>	<b>0</b>	<b>0</b>	<b>.000</b>	<b>6</b>	<b>6</b>	<b>.500</b>
Minnesota	0	0	.000	5	7	.417

#### **Thursday, December 21**

Idaho State at Illinois

Northwestern at San Juan Shootout

#### **Friday, December 22**

IUPUI vs. Indiana (Indianapolis, IN)

Minnesota at Nevada-Las Vegas

Texas A&M-Corpus Christi at Purdue

#### **Saturday, December 23**

**Texas Southern at Iowa, 12:05 p.m., ESPN Regional**

Michigan at UCLA

Wisconsin-Green Bay at Michigan State

Ohio State at Florida

Maine at Penn State

Pacific at Wisconsin

#### **Wednesday, December 27**

Loyola, MD at Northwestern

Gardner-Webb at Wisconsin

#### **Thursday, December 28**

Army at Michigan

Purdue at Indiana State

#### **Friday, December 29**

Illinois at Xavier

### COMPARING THE STATS

	Iowa (6-6)	TSU (3-6)
Scoring	69.9	62.8
Scoring Defense	64.8	79.2
FG%	.438	.411
FG% Defense	.428	.427
FT%	.750	.638
3-PT FG%	.395	.273
3-PT FG% Defense	.361	.338
Rebound Margin	-0.5	-1.3
Assists	16.0	11.6
TO Margin	+2.3	-5.4
Steals Margin	+1.0	-4.9

### **HALUSKA NAMED CAPTAIN**

Senior Adam Haluska is Iowa's 2006-07 team captain. Haluska is a native of Carroll, IA who has started every game for the Hawkeyes over the past three seasons. A year ago he earned third team all-Big Ten recognition.

Haluska averaged 13.9 points and 4.7 rebounds last season. He has scored 1,457 career points, including 1,173 with the Hawkeyes. He was named the tournament MVP in Iowa's Hawkeye Challenge after scoring 31 points and collecting nine rebounds and nine assists in the title game. His 36 points in a win over Georgia State match the most ever scored by an Iowa player in Carver-Hawkeye Arena.

Through 12 games Haluska ranks among Big Ten leaders in six statistical categories, including free throw percentage (1st), three-point field goals per game (2nd), scoring (3rd), steals (8th), assists (14th) and assist/turnover ratio (12th).

### **EARLY SEASON HONORS FOR HALUSKA**

Senior guard Adam Haluska has earned recognition for his action on and off the floor. Following are Haluska's early season honors:

- Named the recipient of the 2006-07 Anson Mount Scholar/Athlete Award. The award is presented by Playboy Magazine and recognizes a student-athlete who excels in the classroom and on the court. The magazine will donate \$5,000 to the University of Iowa general scholarship fund.
- Named to pre-season all-Big Ten team, as selected by vote of media representatives attending Big Ten Conference Basketball Media Day.
- One of 50 players named to the pre-season Watch List for the John R. Wooden all-America team.
- One of 50 players named to the pre-season Watch List for the Naismith Award, which goes each year to the national Player of the Year.
- Named Most Valuable Player in Iowa's Hawkeye Challenge, collecting 31 points, nine rebounds and nine assists in the title game. He had eight points, five rebounds, four rebounds and three steals in an opening round win over Texas-Pan American.

Haluska earned academic all-America honors last season and is a two-time academic all-Big Ten honoree. He earned third team all-Big Ten honors a year ago after averaging 13.9 points and 4.7 rebounds per game. He ranks among Iowa's career leaders in three-point field goals and three point attempts:

#### **Three-Point Field Goals**

1. 262, Jeff Horner, 2003-06
2. 226, Chris Kingsbury, 1994-96
3. 214, Kent McCausland, 1996-99
4. 193, Brody Boyd, 2001-04
5. 161, Dean Oliver, 1998-01
6. **159, Adam Haluska, 2005-pr.**
7. 139, Luke Recker, 2001-02
8. 136, B.J. Armstrong, 1986-89
9. 131, Jeff Moe, 1985-88
10. 121, Jim Bartels, 1991-95

## ***Iowa In Big Ten Statistics***

Category	All Games	
	Stat	Rank
Free Throw %	.750	1st
3-Pt. FG Per Game	7.5	3rd
3-Pt. Field Goal %	.395	4th
Steals	7.5	5th
Assists	16.0	5th
Ast./TO Ratio	1.1	5th
Turnover Margin	+2.3	6th
Scoring Offense	69.9	7th
Scoring Margin	+5.1	8th
Rebounding Margin	-0.5	9th
Blocked Shots	3.0	9th
Scoring Defense	64.8	10th
Field Goal %	.438	10th
3-PT FG Defense	.361	11th
FG% Defense	.428	11th

### **INDIVIDUAL STATISTICS**

Category	Player	Stat	Rank
Free Throw %	Adam Haluska	.927	1st
3-pt. FG %	Justin Johnson	.520	2nd
3-pt. FG Per Game	Adam Haluska	3.1	2nd
	Justin Johnson	2.2	T9th
Blk. Shots	Kurt Looby	1.9	T3rd
Scoring	Adam Haluska	19.3	3rd
	Tyler Smith	14.6	10th
Assists	Tony Freeman	4.2	9th
	Tyler Smith	3.3	T12th
	Adam Haluska	3.2	14th
Ast/TO Ratio	Tony Freeman	1.56	9th
	Adam Haluska	1.41	12th
	Tyler Smith	1.05	15th
Steals	Adam Haluska	1.4	T8th
	Tyler Smith	1.3	10th
Rebounds	Kurt Looby	5.3	20th

### **Three-Point Field Goal Attempts**

1. 713, Jeff Horner, 2003-06
2. 645, Chris Kingsbury, 1994-96
4. 544, Brody Boyd, 2001-04
3. 472, Kent McCausland, 1996-99
5. 465, Dean Oliver, 1998-01
6. **434, Adam Haluska, 2005-pr.**
7. 374, James Moses, 1989-92
8. 332, Luke Recker, 2001-02
9. 324, Jim Bartels, 1991-95
10. 321, Jess Settles, 1994-99



### REACHING DOUBLE FIGURES

Following are Iowa's number of double figure games in scoring and rebounding, both for the 2006-07 season and for their career:

	Points		Rebounds	
	'06-07	Career	'06-07	Career
Tony Freeman	6	7	0	0
Seth Gorney	3	4	0	0
Adam Haluska	9	78	1	1
Mike Henderson	11	14	0	0
Justin Johnson	3	3	0	0
Kurt Looby	2	2	2	2
Tyler Smith	10	10	0	0
Cyrus Tate	1	1	0	0

### IOWA RECORD BY CONFERENCE

Iowa has played one team each from the Atlantic Coast, Big East, Big 12, Mid-American, Mid-Eastern, Pac-10, Southern, Southeastern and Southwestern Athletic conferences, two teams from the Missouri Valley and one independent. Following is a breakdown of Iowa's record by conference:

Atlantic Coast	0-1	Missouri Valley	0-2
Big East	0-1	Pacific 10	0-1
Big 12	1-0	Southern	1-0
Colonial Athletic	1-0	Southeastern	0-1
Mid-American	1-0	Southwestern Ath.	0-0
Mid-Eastern	1-0	Independent	1-0

### CRUNCH TIME FREE THROWS

Iowa is 2-3 from the free throw line in the final four minutes of its three games that have been decided by 10 points or less. Iowa's opponents in those games have made 16-26 free throw attempts in the final four minutes. Iowa is 0-3 in games decided by 10 points or less. Following are Iowa's individual attempts:

Kurt Looby	2-2	1.000
Cyrus Tate	0-1	.000
<b>Iowa</b>	<b>2-3</b>	<b>.667</b>
<b>Opponents</b>	<b>16-26</b>	<b>.615</b>

### THE HAWKEYE ROSTER

The Iowa roster includes 14 players. One of those players, David Palmer, will redshirt as a transfer from another Division I program. The squad includes two seniors, three juniors, six sophomores and three freshmen. Nine of the players are in their first year with the Iowa program.

Along with the four Iowans on the roster, there are two players from Illinois, Indiana and Tennessee and one from California, Ohio and Texas and St. John's, Antigua.

### THE RETURNING CAST

Iowa returns two starters and five lettermen from 2006. The returning starters include seniors Adam Haluska and Mike Henderson, who each started all 34 games last season. Haluska was a third team all-Big Ten selection and an academic all-American.

## *Hawkeyes Add Three Recruits*

Iowa basketball has signed three recruits, all high school seniors, to join the program next season.

Those players include guard Dairese Gary from Concord HS in Elkhart, IN, forward Jake Kelly from Carmel HS in Carmel, IN and forward Jarryd Cole from Winnetonka HS in Kansas City, MO.

Gary (6-1, 205) has been in the starting line-up at Concord since his freshman season. As a junior, he averaged 22.3 points, four rebounds and two assists per game and was team captain. He has scored 896 career points heading into his final season after averaging 11 points a game as a sophomore.

Gary was a unanimous first team all-conference selection in the Northern Lakes Conference after earning honorable mention recognition as a sophomore. He was named to all-area and all-sectional teams and selected to the Indiana Junior All-Stars.

Gary helped a veteran Concord team post a 22-2 record his sophomore season, winning the sectional title. With a young team a year ago Concord posted an 11-10 record. In summer action, Gary has played with the Indiana Elite AAU team each of the past three summers.

Cole (6-7, 240), a native of Gladstone, MO, averaged 19 points and 14 rebounds per game as a junior at Winnetonka HS and is regarded as a relentless rebounder. He attended Iowa's Elite Camp this summer and had a solid summer with his Kansas City area AAU team.

Kelly (6-5, 175) is considered to be an outstanding shooter. He averaged 11.3 points, 4.9 rebounds and 2.3 assists as a prep junior. He made a solid impression at the Adidas Superstar Camp last spring and continued to shine throughout the summer.

Kelly helped his prep team post a 17-7 mark a year ago, shooting 51.2% from the field, 35% from three-point range and 81.8% from the free throw line. He was a first team all-conference selection and was named to the Indiana Junior All-Stars. He has earned pre-season all-state recognition heading into his senior season.

Iowa has just two seniors on its 2006-07 roster in guards Adam Haluska and Mike Henderson.

With just five players returning from a year ago, Iowa returns 38.8% of its scoring, 27.9% of its rebounding, 40.8% of its assists and 41.8% of its steals. Iowa's returning players shot 42.9% from the field, 34.9% from three-point range and 77.4% from the free throw line.

### HALUSKA OVER 1,000 POINTS

Guard Adam Haluska heads into his final season as Iowa's most honored player, both on the court and off. Along with earning third team all-Big Ten honors a year ago, Haluska is a two-time academic all-Big Ten honoree and a year ago he was recognized as an academic all-American.

Haluska has scored 20 or more points in six of 12 games, including a career-high 36 points vs. Georgia State and 31 vs. Coppin State. Haluska has raised his career scoring total to 1,457, including 1,173 in three seasons at Iowa. His 185 three-point field goals attempts last season rank sixth best at Iowa. He ranks sixth in career three-point field goals (159) and career attempts (434).

Haluska began the season with 29 points in the win over The Citadel, matching his career high. He also added five rebounds and six assists. Haluska scored 24 points in close road losses at Arizona State and Virginia Tech and had 21 points and seven rebounds at Drake.

He added 18 points vs. Villanova and increased his consecutive free throw streak to 21 (including three last season) before missing his final attempt vs. Villanova. He is shooting 92.7% (51-55) from the free throw line to rank 21st in the nation in free throw percentage.

Haluska has started all 110 games he has played in his career. His consecutive starts streak ranks as the longest in the nation among all Division I players, according to STATS -- Chicago.

### **HENDERSON NUMBERS IMPROVED**

Guard Mike Henderson played a key role in Iowa's 2006 success, improving his numbers in several categories from his sophomore season while earning the team "Most Improved Award". Henderson matched his career scoring high with 17 points in the win at Purdue. Henderson led Iowa in a home win over Penn State, collecting 16 points while connecting on 6-7 field goals and 3-4 free throws.

Henderson missed the first seven games of this season with a hand injury before returning to see limited action in Iowa's last five games. He scored eight points in 15 minutes in the win over Iowa State and played 26 minutes at Drake. Henderson returned to the starting line-up in a win over Georgia State, scoring eight points while collecting a career-best nine assists in a season-best 30 minutes of action.

Henderson, last season, averaged 7.6 points and 3.9 rebounds per outing, improving his shooting to 48.7%. In Big Ten games only, he ranked sixth in league field goal percentage (54.9%). Henderson scored in double figures in 11 games after scoring 10 or more points just three times in his first two seasons.

### **SMITH STEPS FORWARD IN PARADISE**

Freshman Tyler Smith, who had just two points in his first college game, led Iowa with 28 points in a win over Toledo in the first round of the Paradise Jam. Smith connected on 11-17 field goal attempts and 5-8 free throws. He also led Iowa with five assists and collected six rebounds in 32 minutes of action.

Smith had another solid outing in a semi-final loss to Alabama, collecting 19 points, six rebounds, four assists and two steals in 37 minutes. Against Villanova, he added 12 points and three rebounds and he added 12 points, five assists, four rebounds and two steals at Arizona State. Smith had 12 points, five rebounds, four steals and three assists vs. Texas-Pan American and 16 points and seven rebounds vs. Coppin State. Smith led Iowa with 20 points (9-15 FGs) and added six rebounds vs. Northern Iowa and he added 16 points and a career-best six assists in the win over Iowa State. He added 16 points and five rebounds in a loss at Drake and 15 points, five rebounds, five assists and two steals in a win over Georgia State.

Smith was named to the Paradise Jam all-tournament team and the Hawkeye Challenge all-tournament team. He is averaging 14.6 points, 4.7 rebounds and 3.3 assists per game.

## ***Iowa Results on Dec. 23***

### **18 Wins, 6 Losses**

1915	* Iowa Wesleyan	W	55-6
1929	Marquette	L	19-29
1935	Western Michigan	L	35-48
1936	Millikin	W	37-30
1937	Toledo	L	39-59
1940	Detroit	W	37-35
1953	* Colorado	W	78-72
1957	* Oregon State#	W	77-67
1961	* Nevada-Reno	W	88-46
1962	Kentucky	L	69-94
1964	* North Dakota	W	106-65
1966	* California	W	72-62
1968	* Creighton	W	100-73
1970	* Hardin-Simmons	W	90-77
1971	* Nebraska	W	86-77
1974	* San Jose State###	L	103-105
1976	* Drake	W	82-69
1977	UNLV	L	84-85
1983	* Drake	W	66-43
1987	* Pan American	W	110-64
1992	Eastern Michigan	W	103-66
1996	* Missouri	W	88-77
1997	Puerto Rico-Mayaguez	W	96-37
2004	Texas Tech	W	83-53

\* - - at Iowa City # - - overtime

### **FREEMAN SOLID AT THE POINT**

Guard Tony Freeman had a solid first season with the Hawkeyes a year ago and had a career high 11 assists and six rebounds in the opening game this season. He added a career-best eight rebounds in the win over Toledo and added 16 points, four rebounds and three assists against Alabama. He led Iowa with five assists vs. Villanova and added 11 points (4-5 FGs, 2-2 FTs) against Virginia Tech. Freeman collected 10 points and five assists in the win over Texas-Pan American and six points and five assists vs. Coppin State. He scored 11 points and added four rebounds and four assists vs. Northern Iowa. Freeman led Iowa with three steals in the win over Iowa State and he added 11 points and five assists. He scored 12 points (3-4 treys) in a win over Georgia State. He is averaging 8.3 points and 4.2 assists per game.

### **JOHNSON LEADS FROM LONG RANGE**

Junior guard Justin Johnson is making his mark in his first season with the Hawkeye program, as he currently ranks second in the Big Ten in three-point field goal percentage. Johnson has started six games, averaging 7.3 points and 2.8 rebounds per game while shooting 52% (26-50) from three-point range. He made 4-5 three-point shots in the loss at Drake, including three straight in a one-minute span in the second half. Johnson added eight points, six rebounds and four assists in the win over Georgia State.



Johnson contributed nine points and six rebounds at Virginia Tech and he led the team with 14 points and five rebounds in a win over Texas-Pan American. Johnson added 13 points, five rebounds and four assists in Iowa's win over Coppin State and was named to the Hawkeye Challenge all-tournament team.

### **A STITCH IN TIME**

Junior Justin Johnson has taken over the team lead in stitches. Johnson was cut above the right eye in the late stages of the game at Drake and had to get three stitches. Freshman Tyler Smith had two stitches after suffering a cut during Iowa's win over Coppin State in the Hawkeye Challenge.

### **LOOBY HITS THE BOARDS**

After sitting out last season as a redshirt, junior Kurt Looby began to prove that his hard work from a year ago will pay dividends. Looby led Iowa with 14 rebounds in the win over The Citadel and added three blocked shots as well. After playing just two minutes in the first half against Toledo, he ended the game with 13 points and nine rebounds, all in the second half. Looby added 13 points, seven rebounds and three blocked shots vs. Villanova and he added six points, four rebounds and three blocked shots vs. Virginia Tech. Looby had 12 rebounds to go with six points, four blocked shots and two steals in the win over Georgia State. He led the team with six rebounds in a win over Iowa State and added five points and two steals. Looby leads Iowa in rebounding (5.3) and blocked shots (1.9) and is scoring 4.9 points per game.

He is a native of St. John's Antigua. His mother, Olivet, was able to visit the Virgin Islands to attend the Paradise Jam, seeing her son play college basketball for the first time.

### **GORNEY ADDS TO THE MIDDLE**

Junior center Seth Gorney started for the first time in his career against The Citadel and responded with 10 points, two rebounds and three steals, matching his career scoring high. Gorney hit 4-7 field goals and 2-2 free throws in 25 minutes. Gorney added 10 points (4-6 FGs) and five rebounds vs. Toledo and he had 10 points and three assists in the loss to Alabama. He added eight points and four rebounds in a win over Texas-Pan American and added eight points and a team-high nine rebounds vs. Northern Iowa. Gorney added six points and four rebounds in the win over Iowa State, he had five rebounds vs. Drake and eight points and five rebounds in a win over Georgia State. He is averaging six points and four rebounds per game while shooting 55.9% from the field and 85.7% from the free throw line.

### **LEADING THE TEAM**

Following is the number of times a player led Iowa in scoring, rebounding, assists and steals. If two or more players tied for the team lead, all have been credited for that game:

## ***Hy-Vee Cy-Hawk Series***

Iowa currently leads the third annual Hy-Vee Cy-Hawk Series 11-4. Iowa has been victorious in women's soccer (1-0, OT), football (27-17), wrestling (24-6), men's basketball (77-59) and women's swimming and diving (181.5-117.5), while Iowa State won volleyball (3-2) and women's basketball (80-74) events.

The University of Iowa captured the inaugural Cy-Hawk Series in 2005 registering a 13-8 margin of victory. Iowa State evened the competition with its 13-8 triumph in 2006.

The nine-sport series awards two points (except football, which is worth three) to the winning school in each head-to-head match-up between the two institutions. Additionally, two points are awarded to an institution if the graduation rate of its student-athletes is greater than the national average as reported each fall by the NCAA. Iowa has earned the academic points in both 2005 and 2006, whereas Iowa State has failed to earn the extra points. Iowa garnered a 69% graduation rate in 2005, which was seven points higher than the national average of 62 percent.

For the first time in three years, volleyball was added to the competitive slate between the two schools. A new total of 21 points is up for grabs in 2006-07.

A commemorative Hy-Vee Cy-Hawk Series Cup, which stands 31 inches tall and weighs 19 pounds, is displayed on the winning team's campus for an entire year after a victory. Replica cups are also presented as "traveling trophies" for individual victorious teams in the head-to-head competition.

Here is the Hy-Vee Cy-Hawk Series schedule for 2006-07:

<b>Date</b>	<b>Event</b>	<b>Site/Result</b>
8/26	Volleyball (2 points)	L, 3-2
9/12	Soccer (2 points)	W, 1-0 (OT)
9/16	Football (3 points)	W, 27-17
11/30	Women's Basketball (2 points)	L, 80-74
12/3	Wrestling (2 points)	W, 24-6
12/8	Men's Basketball (2 points)	W, 77-59
12/8	Women's Swim. & Diving (2 pts.)	W, 181.5-117.5
3/4	Women's Gymnastics (2 points)	Iowa City
3/23	Women's Gymnastics (2 points)	Ames
4/3	Softball (2 points)	Iowa City

### **Academic Opportunities**

Two points for an institution if the student-athlete graduation rate for all student-athletes is greater than the national average for all student-athletes, according to the annual graduation rate report issued each September/October by the NCAA.

<b>Player</b>	<b>Scoring</b>	<b>Rebounding</b>	<b>Assists</b>	<b>Steals</b>
J.R. Angle		1		1
Tony Freeman			5	2
Seth Gorney		1		2
Adam Haluska	8	1	2	5
Mike Henderson			1	
Justin Johnson	1	1		1
Kurt Looby		5		2
Tyler Smith	3	3	5	7
Cyrus Tate		3		

### OFF THE BENCH

The Iowa reserves scored 32 points and had 25 rebounds against Georgia State, compared to 26 points and 16 rebounds for the Panther reserves.

Iowa is 4-3 when the reserves outscore the opponent's reserves, 2-3 when the opponent reserves score more points and 0-0 when the reserve scoring is even.

Iowa is 4-4 when the Hawkeye reserves have more rebounds than the opponent reserves, 2-2 when the opponent reserves have more rebounds and 0-0 when the reserve rebounding is even. Following is a game-by-game comparison with opponents:

Opponent	Iowa		Opponent	
	Pts.	Rebs.	Pts.	Rebs.
The Citadel	19	8	35	9
Toledo (n)	40	15	12	8
Alabama (n)	11	10	2	6
Villanova (n)	8	5	35	14
at Arizona State	17	9	10	4
at Virginia Tech	15	8	20	7
TX-Pan American	18	10	12	8
Coppin State	17	8	10	5
Northern Iowa	21	13	4	7
Iowa State	21	10	28	12
at Drake	16	1	20	11
Georgia State	32	25	26	16
<b>Totals</b>	<b>235</b>	<b>122</b>	<b>214</b>	<b>107</b>
<b>Average</b>	<b>19.6</b>	<b>10.2</b>	<b>17.8</b>	<b>8.9</b>

### IOWA FROM THE FREE THROW LINE

Iowa has made at least 80% of its free throws in three games and at least 70% of its free throws in eight games, with a season-best 83.3% (5-6) vs. Alabama. Iowa has posted a 5-6 record when shooting at least 70% from the free throw line. Following is Iowa's won-loss breakdown based on free throw percentage:

Iowa FT%	W-L	Iowa FT%	W-L
50-59%	0-0	80-89%	1-2
60-69%	1-0	90-100%	0-0
70-79%	4-4		

### STARTING LINE-UPS

Iowa has used five starting line-ups in the first 12 games. Following is Iowa's record by line-up, with the most recent starting unit in bold:

Looby, Gorney, Haluska, Freeman, Johnson (Citadel, Toledo)	2-0
<b>Smith, Tate, Gorney, Haluska, Henderson</b> (GSU)	<b>1-0</b>
Angle, Gorney, Haluska, Freeman, Smith (ISU, Drake)	1-1
Looby, Tate, Smith, Haluska, Johnson (VA Tech, UTPA, CSU, UNI)	2-2
Looby, Gorney, Smith, Haluska, Freeman (Ala, Vill, ASU)	0-3

### IOWA SEEKS SEVENTH STRAIGHT

Iowa, in 2007, is seeking its seventh consecutive winning season. The current streak of six straight ranks as the second longest in the history of Iowa basketball. Iowa's record for consecutive winning seasons is seven, from 1950 through 1956. Pops Harrison, Bucky O'Connor and Rollie Williams all coached the Hawkeyes during those years. Only a 10-10 record in 1949 kept Iowa from 13 consecutive winning seasons (1944-56).

Harrison coached Iowa to five straight winning seasons from 1944-48, Lute Olson coached Iowa to winning seasons from 1979-83, George Raveling and Tom Davis combined to coach Iowa to winning seasons from 1985-89 and Davis coached Iowa to winning seasons from 1995-99. Iowa had five consecutive winning seasons on three occasions, 1979-83, 1985-89 and 1995-99.

Iowa is one of four Big Ten teams to post a winning record in each of the last six seasons, joining Illinois, Michigan State and Wisconsin. Iowa, in 2006, advanced to post-season play for the sixth straight season and returned to the NCAA Tournament for the second straight season.

### IOWA VS. RANKED TEAMS

These are Iowa's most recent wins vs. nationally ranked opponents:

<b>At Home:</b>	59-44 over 25th-ranked Wisconsin, 3/4/06
<b>On the Road:</b>	70-67 over 21st-ranked Indiana, 2/11/06
<b>Neutral Court:</b>	67-60 over 7th-ranked Ohio State, 3/12/06
	In semi-finals of Big Ten Tournament

### IOWA VS. RANKED FOES

Steve Alford has posted a 28-35 record against ranked opponents as Iowa's head coach, including a 10-4 mark in 2005-06. Iowa has played one ranked opponent this season, dropping a 72-60 decision to 10th-ranked Alabama.

The Hawkeyes, last season, defeated seventh-ranked Kentucky (67-63), 21st-ranked North Carolina State (45-42), sixth-ranked Illinois (63-48), 11th-ranked Indiana (73-60), 16th-ranked Ohio State (67-62), 20th-ranked Michigan (94-66), 21st-ranked Indiana (70-67), 16th-ranked Michigan State (66-54), 25th-ranked Wisconsin (59-44) and seventh-ranked Ohio State (67-62). Iowa dropped a 68-59 decision to second-ranked Texas, fell 66-52 at 24th-ranked Wisconsin, was defeated 85-55 at 11th-ranked Michigan State and lost at eighth-ranked Illinois, 71-59.

Alford's Hawkeye teams are 9-15 when playing teams ranked in the top 10, including wins over top-ranked Connecticut (70-68 in 1999-00), second-ranked Missouri (83-65 in 2001-02), fifth-ranked Ohio State (67-64 in 1999-00), sixth-ranked Illinois (63-48 in 2006), seventh-ranked Ohio State (67-60 in 2005-06), seventh-ranked Kentucky (67-63 in 2005-06), seventh-ranked Illinois (78-62 in 2000-01), eighth-ranked Illinois (68-61 in 2002-03) and 10th-ranked Michigan State (71-69 in 2005).

The 15 losses to top 10 teams have been three times to No. 1 (Duke, 2001-02 and Illinois twice in 2004-05), once to second-ranked (Texas, 2005-06), once to third-ranked (Illinois, 2000-01), twice to fourth-ranked (Michigan State, 1999-00 and 2000-01), twice to fifth-ranked (Tennessee, 2000-01 and Missouri, 2001-02), once to eighth-ranked Illinois, 2005-06), once to ninth-ranked (Kentucky, 2000-01) and four times to 10th-ranked (Michigan State, 2000, Illinois, 2002, Michigan State, 2005 and Alabama, 2006-07).

In the 63 games against ranked teams, Alford and his Iowa team are 13-9 in home games, 11-12 at neutral sites and 4-14 when playing ranked teams in their home arena.

### **IOWA PROGRAM REACHES 1,400 WINS**

The Iowa basketball program reached 1,400 wins (now at 1,427) with a 79-46 victory over Texas-San Antonio on Nov. 26, 2005. Iowa is one of 37 NCAA Division I programs with as many as 1,400 wins. Iowa's basketball history includes 72 winning seasons and 24 years in which the Hawkeyes have won 20 or more games. Iowa (with 22) is one of 31 programs to earn more than 20 invitations into the NCAA Tournament.

### **ANOTHER STRONG SCHEDULE**

Playing five of its first six games on the road, Iowa again faces a demanding schedule in 2006-07. After opening the season at home, Iowa participated in the Paradise Jam, defeating Toledo before falling to Alabama and Villanova.

Iowa also played at Arizona State and Virginia Tech in November. The in-state series included home dates with Northern Iowa and Iowa State and a visit to Drake.

Alabama was ranked 10th at the time of its win over Iowa, while Villanova and Virginia Tech were listed among teams receiving votes in the early season rankings.

Iowa will play 17 regular season games against teams that advanced to post-season play a year ago. That includes two games vs. Illinois (NCAA), Indiana (NCAA), Michigan State (NCAA) Wisconsin (NCAA), Penn State (NIT) and Minnesota (NIT) and single games vs. Northern Iowa (NCAA), Ohio State (NCAA) and Michigan (NIT) Alabama (NCAA) and Villanova (NCAA).

### **IOWA ON THE TUBE**

Nearly every Iowa game throughout the 2006-07 season will be televised, with the only exception being the first round of the Paradise Jam in November. Fox Sports televised the semi-finals and third place game of the eight-team tournament.

The majority of Iowa's non-conference games will be televised on ESPN Regional. Games at Drake and Virginia Tech were on ESPNU and the contest at Arizona State was on Fox Sports.

During the Big Ten season, Iowa games vs. Michigan State, Indiana (twice), at Wisconsin and at Penn State will be televised on ESPN. Iowa's home game with Wisconsin can be seen on CBS and the home finale against Illinois could appear on either CBS or ESPN. All other conference games will be on ESPN Regional, while several conference games will be televised throughout the Big Ten Conference viewing area as part of the Big Ten regional network agreement with ESPN.

### **IOWA SCHEDULE NOTES**

- Iowa has reached the title game in 12 of 14 in-season tournaments under Coach Steve Alford. The Hawkeyes have won their own Hawkeye Challenge in each of the eight years. Iowa was second in the Guardians Classic in both 2002 and 2006, second in the Maui Invitational in 2005 and second in the IKON Coaches vs. Cancer Classic in 2000. In the only events Iowa did not advance to the title game, the Hawkeyes placed third in the Rainbow Classic in 2001 and lost in the semi-finals of the 2006 Paradise Jam. Under Alford, Iowa is 28-7 while playing in tournament events during the season, plus 13-5 in the Big Ten Tournament and a combined 3-6 in the NIT and NCAA tournaments.
- Iowa is slated to play two schools which are headed by former University of Iowa presidents. Mary Sue Coleman is the President at the University of Michigan and David Skorton at Cornell University.
- Herb Sendek, the first year coach at Arizona State, was the head coach at North Carolina State a year ago when the Hawkeyes defeated the Wolfpack 45-42 in Iowa City as part of the ACC/Big Ten Challenge.
- Iowa Coach Steve Alford and LaSalle Coach John Giannini met when both were coaching in the NCAA Division III ranks. Alford's Manchester College team defeated Giannini and Rowan University 79-66 in the national semi-final game of the NCAA Tournament. Manchester lost to Wisconsin-Platteville in the title game that season before Alford left to become the head coach at Southwest Missouri State. Giannini led Rowan to the Division III national title the following season.
- Seth Greenberg, now the head coach at Virginia Tech, was the head coach at Long Beach State when Iowa defeated the Forty-Niners 101-79 in the finals of the 1993 Hawkeye Challenge.

### **IOWA HAS STRONG FINISH**

Following is a list of Iowa's accomplishments in 2006:

- Posted 25 wins, which ranks as the second highest total in school history. The Hawkeyes won 30 games in 1987 and 24 games in 1988. The 22 regular season wins tie as the second most in school history. The Hawkeyes won 27 regular season games in 1987 and 22 in both 1988 and 1989.
- Posted 10 wins in 14 games against top 25 teams. Iowa was 3-2 against top 10 teams.
- Prior to tournament play, Iowa was the only Division I team in the nation to record 10 wins against teams that were ranked in the top 25 at the time of the game.
- Posted 11 Big Ten wins, the most for an Iowa team since the 1996-97 team won 12 conference games. The 11 Big Ten wins are the most for Iowa since the Big Ten went to a 16-game league schedule in 1998.
- Won the Big Ten Conference Tournament with three straight wins. Iowa also won the event in 2001 and was second in 2002. Iowa is one of three teams with two tournament titles and Coach Steve Alford is the only Big Ten coach to take three teams to the championship game.
- Earned a tie for second place in the regular season standings. Iowa had not placed as high as second in the regular season since earning a tie for second with a 12-6 record in 1997.
- Earned a third seed in the NCAA Tournament. The three seed is the highest since the Hawkeyes were seeded second in the 1987 event. Iowa was also a three seed in 1981.
- Earned the No. two seed in the Big Ten Tournament. Iowa's previous best seed in the event was fourth in 2004.
- Advanced to the title game of the Big Ten Conference Tournament for the third time since 2001.



- Defeated seven top 25 opponents in Carver-Hawkeye Arena. Iowa set school records for home wins and total wins over ranked opponents last season.
- Completed its first-ever undefeated home season in Carver-Hawkeye Arena, which opened in 1983, and its first undefeated home season since 1966.
- Completed the seventh season in Iowa history with an undefeated home record. Iowa was also undefeated at home in 1902 (3-0), 1926 (9-0), 1945 (11-0), 1948 (12-0), 1950 (6-0) and 1966 (12-0).
- Established a school record 17 home wins in one season. The previous record of 16 was established in 1985.
- Improved its overall home winning streak to 18 games, a streak that ranks longest in the Big Ten and fourth best in the nation.

### **HOME, AWAY COMPARISONS**

In its six home games, Iowa has outscored its opponents by a 75.5-56.8 margin, shooting 45.7% from the field while holding its opponent to 37.7% shooting. Iowa holds a 36.8-36.2 rebounding advantage.

In six games away from Carver-Hawkeye Arena (three neutral site games), Iowa has been outscored 72.8-64.3. The Hawkeyes are shooting 41.7% from the field while opponents are shooting 47.7%. The opponents hold a 33.8-32.2 rebounding margin.

### **IOWA'S STATISTICAL COMPARISONS IN 2006**

	<b>All Games</b>	<b>Big Ten</b>	<b>Home Games</b>	<b>Away Games</b>	<b>IA Wins</b>	<b>IA Losses</b>
Record	6-6	0-0	5-1	1-5	6-0	0-6
Pts	69.9	---	75.5	64.3	79.3	60.5
Opp. Pts	64.8	---	56.8	72.8	58.2	71.5
FG%	.438	---	.457	.417	.470	.404
FG Def.	.428	---	.377	.477	.380	.479
3-PT%	.395	---	.452	.347	.442	.355
3-pt. Def.	.361	---	.281	.448	.305	.440
FT%	.750	---	.745	.756	.750	.750
REB	34.5	---	36.8	32.2	39.7	29.3
AST	16.0	---	19.3	12.7	19.5	12.5
TO	14.4	---	12.3	16.5	13.7	15.2
STL	7.5	---	9.0	6.0	5.3	6.2
BLK	3.0	---	3.0	3.0	3.5	2.5

### **NO THREE-POINTERS**

Since the three-point shot became part of the college game, Iowa has played 14 games in which it has failed to make a three-point attempt. Iowa had made at least one three-point basket in 53 straight games before missing all five attempts in a 71-61 home win over Purdue in 2004. The five three-point attempts are the fewest attempted by a Steve Alford team at Iowa. Iowa's current streak includes at least one three-point basket in 99 straight games.

Following is a list of games in which Iowa did not make a three-point basket (11-3 record). During the 1982-83 season, when the three-point shot was first added, the number of three-point attempts in some games is unavailable.

<b>Date</b>	<b>Opponent</b>	<b>3-pt.</b>	<b>Result</b>
1/7/04	Purdue	0-5	W, 71-61
2/13/02	Penn State	0-9	L, 65-71
12/8/92	Northern Iowa	0-5	W, 64-44
12/6/91	Army	0-8	W, 74-39
12/12/88	Jackson State	0-3	W, 86-71
12/19/87	Iowa State	0-7	L, 100-102
2/10/83	Purdue	0-1	W, 55-46
12/29/82	Seton Hall	0	W, 85-63
12/28/82	James Madison	0	W, 55-47
12/18/82	UCLA	0	L, 66-75
12/11/82	Southern Cal	0	W, 66-55
12/8/82	Marquette	0	W, 87-66
12/3/82	Navy	0	W, 76-65
11/27/82	Brigham Young	0	W, 91-80

### **IOWA AT NEUTRAL SITES**

Iowa is 1-2 in neutral site games this season, with all three games in the Paradise Jam. Iowa's three games in the Paradise Jam are the only neutral site games for the Hawkeyes prior to the 2007 Big Ten Tournament at the United Center in Chicago.

Iowa played six neutral site games in 2005-06, posting a 4-2 record. The Hawkeyes split neutral site games in the Guardians Classic, defeating ninth-ranked Kentucky in the semi-finals before falling to second-ranked Texas in the title game.

Iowa won three straight neutral site games at Conseco Fieldhouse in Indianapolis to claim the 2006 Big Ten Tournament title before falling in the first round of the NCAA Tournament at The Palace of Auburn Hills in Auburn Hills, MI.

### **IOWA IN TOURNAMENT PLAY**

Iowa has fared well while taking part in regular-season tournaments over the past 24 years. In that time Iowa has won the Great Alaska Shootout (1986-87), the Cal-Irvine Anteater Classic (1986-87), the Maui Classic (1987-88), the San Juan Thanksgiving Shootout (1992-93), the San Juan Christmas Shootout (1997-98), the Big Ten Conference Tournament in 2001 and 2006 and its own invitational 24 times.

In addition, Iowa was runner-up in the 1985-86 Far West Classic, the 1987-88 All-College Tournament, the 1988-89 Chaminade Classic, the 1991-92 Tampa Tribune Holiday Invitational, the 1994-95 Rainbow Classic, the 1995-96 Great Alaska Shootout, the 1999-00 Coaches vs. Cancer Classic, the 2001-02 Guardians Classic, the 2005-06 Guardians Classic, the 2002 Big Ten Conference Tournament and the 2004 Maui Invitational.

### **IOWA IN THE NCAA TOURNAMENT**

Iowa made its 22nd appearance in the NCAA Tournament in 2006, falling to Northwestern State in the opening round at The Palace of Auburn Hills. Iowa earned the Big Ten Conference's automatic bid by virtue of claiming the league's tournament title.

The Hawkeyes hold an overall record of 27-24 in the tournament, advancing to the Final Four in 1955 (fourth), 1956 (second) and 1980 (fourth). Iowa reached the regional championship in 1987 and lost in the regional semi-final in 1988 and 1999.

### **COACH ALFORD WITH THE MEDIA**

Following is a list of dates for basketball news conferences and tele-conferences with Steve Alford.

The news conferences will be held in the Press Room at Carver-Hawkeye Arena. Selected players will be available for interviews following the sessions with Coach Alford.

Please be aware that dates and times of the news conferences during winter break (Dec. 18-Jan. 15) may change due practice times and events in the arena. Iowa's practice schedule during the second semester will change, thus changing the times for the media sessions with Coach Alford and players. Following are the news conference dates:

<b>January</b>	Wed, 3rd	Mon, 8th	Mon, 22nd	
<b>February</b>	Mon, 5th	Mon, 12th	Mon, 19th	Mon, 26th
<b>March</b>	Mon, 5th			

### **IN-SEASON TELE-CONFERENCES**

Following is a list of tele-conference dates with Coach Steve Alford. Each call will begin at 10:30 a.m. CT. Members of the media need to contact the UI Sports Information office for the dial in number and other details. Here are the tele-conference dates:

<b>December</b>	Fri, 22nd	Thu, 28th			
<b>January</b>	Fri, 12th	Mon, 15th	Fri, 19th	Fri, 26th	Mon, 29th
<b>February</b>	Fri, 2nd	Fri, 9th	Fri, 16th		
<b>March</b>	Fri, 2nd				

Coach Alford will also be available on the Big Ten tele-conference calls, which take place each Monday during the Big Ten season. More details on the Big Ten time schedule will be available at a later date.

### **BIG TEN TELE-CONFERENCES**

The Big Ten Conference office has scheduled tele-conferences with men's basketball coaches each week during the Big Ten portion of the 2006-07 season. The weekly calls begin January 8.

The tele-conferences are held each Monday from 9-11 a.m. CT and are scheduled through March 5. The calls will be available for play-back for 24 hours.

Contact the Big Ten office or the Iowa Sports Information office for the tele-conference and play-back phone numbers. Following is the coaches order of appearance:

9:00	Kelvin Sampson, Indiana	10:-00	Tom Izzo, Michigan State
<b>9:10</b>	<b>Steve Alford, Iowa</b>	10:10	Bo Ryan, Wisconsin
9:20	Dan Monson, Minnesota	10:20	Tommy Amaker, Michigan
9:30	Bill Carmody, Northwestern	10:30	Thad Matta, Ohio State
9:40	Ed DeChellis, Penn State	10:40	Bruce Weber, Illinois
9:50	Matt Painter, Purdue	10:50	Player of the Week

### **BASKETBALL TICKETS AVAILABLE**

The following is information on Iowa basketball tickets.

Season tickets are available for 2006-07, including general public (\$300), UI faculty and staff (\$243) and UI students (\$85). Single game tickets are available for \$20 and \$25, depending on the date of the game. UI students can purchase single game tickets for \$15 on the day of the game, when available.

There are several options available for fans interested in purchasing tickets for selected games:

- Elementary, junior high and high school fans of Iowa's men's basketball teams can gain free admission to Saturday's Texas Southern game by presenting a copy of their report card to receive a free game ticket. Elementary students must present a copy of their most recent report card or "progress report." Junior high and high school students must present their most recent report card with at least one "A" grade. The cards must be presented at any of the athletic ticket office windows Saturday, or at the ticket office in Carver-Hawkeye Arena prior to Saturday. The students must be accompanied by an adult, who must purchase a full-priced ticket. Those students who present a progress report or report card will also have their name included in a drawing for a home computer system from Best Buy. The drawing for the computer system will be held during the UI women's basketball game Jan. 14 vs. Michigan State.
- A three-game package is available for \$57 that includes games vs. Northern Iowa, Michigan State and Indiana.
- The Big Ten mid-week package is available for \$68 and includes games vs. Michigan State, Penn State, Northwestern and Purdue.
- The Big Ten weekend package includes games vs. Minnesota, Wisconsin, Indiana and Illinois and is available for \$100.
- The pre-Big Ten season package includes both nights of the Hawkeye Challenge and games vs. Iowa State, Texas Southern and Cornell, for \$80.
- The Holiday Special package, which includes games vs. Cornell, Michigan State and Minnesota, is \$54.
- "Youth Basketball Nights" have been set for games vs. Texas Southern, Cornell, Penn State, Northwestern and Purdue. Tickets for students high school age or younger are \$10 for these games.
- Discounted tickets to select home games, earmarked for purchase by groups of 20 or more, are also available for purchase. For information about group ticket packages, fans should call the UI Sports Marketing Office at (319) 335-9431.

Fans interested in obtaining men's basketball tickets can do so at the UI Athletic Ticket Office, located in Carver-Hawkeye Arena, by calling the ticket office at 1-800-IA-HAWKS or by visiting the UI website at [hawkeyesports.com](http://hawkeyesports.com).

### **IOWA INTRODUCES SOLDIERS FIRST PROGRAM**

Coach Steve Alford and the Iowa Hawkeyes have introduced a new program that thanks active members of the U.S. Military for their service to the country by providing them the opportunity to enjoy a home game of the Iowa Hawkeyes with their family and/or friends.

The "Soldiers First" program offers five men or women who are on "active duty" with any branch of the U.S. Military the opportunity to cheer Alford's 2006-07 Iowa squad with three guests.

Ticket requests will be filled on a first-come, first-served basis.

Eligible servicemen and servicewomen can call the UI Sports Marketing Office at (319) 335-9431 to learn more about the "Soldier's First" program. Information and a registration form are also on the home page for men's basketball at [hawkeyesports.com](http://hawkeyesports.com), the official world wide web site of the Iowa Hawkeyes.

### **HAWKEYES LOOKING FOR HEROES**

Is there a hero among you, your friends, your family?

Coach Steve Alford and the Iowa Hawkeyes are looking for heroes, people who have gone above and beyond to help others.

"There are wonderful things being done each day in every community across the state of Iowa by outstanding people," said Hawkeye Coach Steve Alford. "Our basketball staff feels the "Heroes Among Us" program is an easy way to salute the friends and neighbors of ours who are making a difference in the lives of their friends and neighbors."

Nomination forms for the "Heroes Among Us" program are available online at [hawkeyesports.com](http://hawkeyesports.com), the official web site of the Iowa Hawkeyes. Fans can print their nomination form by visiting the men's basketball home page and clicking on the "Heroes Among Us" line under the "Features" heading.

The UI will select one here to be saluted at each Hawkeye home game throughout the remainder of the season. The hero, and the individual who nominated them, will be provided pairs of tickets to the game and a \$10 gift certificate to the Official Iowa Hawk Shop. The hero will also be recognized when they are in attendance.

This marks the second year of the "Heroes Among Us" program, as 15 Iowans were recognized at home games a year ago.

### **HIGHLIGHTS AND SOUND BITES ON SATELLITE**

Sound bites with coaches and athletes from Iowa's winter sports teams are available each Wednesday throughout the winter. The highlights will not be available on Dec. 27 and Jan. 3.

The video sound bites are available from 3:30-3:45 p.m. CT and include all winter sports, including men's and women's basketball and wrestling. The coordinates are satellite IN-TELSAT A-5 (C), transponder 15.

### **IOWA INFORMATION ON THE WEB**

Iowa basketball information is available on the University of Iowa's web site, [hawkeyesports.com](http://hawkeyesports.com). Once you have entered the web site, you may obtain biographical information on Iowa players and coaches, game notes, game stories and box scores from all games throughout the season, plus team and individual cumulative stats and a pdf version of Iowa's History and Record book.

Members of the media who wish to have this information forwarded via e-mail throughout the season may do so by contacting the Iowa Sports Information office with your e-mail address.

### **IOWA PHOTOS AVAILABLE**

Up-to-date head shots of all Iowa players and coaches are available on the internet at [pics.hawkeyebasketball.com](http://pics.hawkeyebasketball.com). Contact the Iowa Sports Information office if you are in need of additional photos.

### **HIGH SPEED CONNECTIONS**

For members of the media who cover Iowa home games on a regular basis, high speed connections are available, at no charge, in the media seating area of Carver-Hawkeye Arena. You are asked to provide your own Ethernet cord. A limited number of phone lines are also available.

Media covering Iowa basketball on a regular basis should have their own telephone line installed.

### **HALK TALK WITH STEVE ALFORD**

Fans of the University of Iowa basketball program may join Iowa Coach Steve Alford and radio announcer Gary Dolphin each week during the season for the "Hawk Talk with Steve Alford" radio call-in show. The show takes place each week at Carlos O'Kelly's Mexican Café in Iowa City from 6 to 7:30 p.m.

The show will take place on the following dates: January 8, 17, 22 and 29; February 5, 12, 19 and 28; March 5 and 12.

### **COMING UP NEXT**


Iowa closes its non-conference schedule by hosting Cornell University on Saturday, Dec. 30 (12:05 p.m.).

The Hawkeyes host Michigan State Thursday, Jan. 4 (8:05 p.m., ESPN) to begin Big Ten Conference play.



**\*3 - - Drew Adams, G, 6-1, 185, Sophomore, Bloomington, IN (Florida CC)**

- Two points and one rebound in win over The Citadel
- Played one season at Florida Community College
- Averaged 14 points and four assists per game
- Shot 40% from three point range and 84% from the free throw line
- Earned first team all-conference, all-area and all-sectional honors as a prep senior
- Holds school record for three-point percentage (49.5%) in a season and ranks second in career three-point percentage (44.5%)
- Ranks among top five in career free throw percentage (80%)
- Team captain and MVP as a senior
- Averaged 14 points and 2.5 assists as a senior, helping team post 17-4 overall record
- Member of AAU team that won six state championships and finished second in the nation.



### Adams, Game-by-Game

Opp.	S	FG	3-PT	FT	O-D-RE	PF	TP	A	T	B	S	M
The Citadel	N	1-1	0-0	0-0	1-0-1	1	2	0	0	0	0	2
Toledo (n)					DNP							
Alabama (n)					DNP							
Villanova (n)	N	0-0	0-0	0-0	0-0-0	0	0	0	0	0	0	2
at AZ State					DNP							
at VA Tech					DNP							
TX-Pan Am.					DNP							
Coppin State					DNP							
Northern IA					DNP							
IA State					DNP							
at Drake					DNP							
GA State	N	0-1	0-0	0-0	0-1-1	0	0	0	1	0	0	2
TX Southern												
Cornell												
Mich. State												
at Illinois												
Minnesota												
at Indiana												
at Ohio State												
Penn State												
Wisconsin												
at Michigan												
Indiana												
at Minnesota												
at Wisconsin												
Northwestern												
at Mich. State												
Purdue												
at Penn State												
Illinois												
Big Ten Tournament												

### Career Bests

**Points:** 2 vs. The Citadel, 11/13/06  
**Rebounds:** 1, twice, last vs. Georgia State, 12/20/06  
**FGM:** 1 vs. The Citadel, 11/13/06  
**FGA:** 1, twice, last vs. Georgia State, 12/20/06  
**FTM:**  
**FTA:**  
**Assists:**  
**Steals:**  
**Blocks:**  
**Minutes:** 2, three times, last vs. Georgia State, 12/20/06

### Career Statistics

YEAR	G/GS	FG-A	PCT	3-PT	PCT	FT-A	PCT	O-D-RB	AVG	PF-DI	AS	TO	BK	ST	PTS	AVG
Soph.	4/0	1-2	.500	0-0	.000	0-0	.000	1-1-2	0.5	1-0	0	1	0	0	2	0.5

**\*4 - - J.R. Angle, G/F, 6-7, 200, Sophomore, Franklin, IN (Indian Creek HS)**

- Four points, two rebounds and two steals in win over Georgia State
- Five points and four rebounds in first career start against Iowa State
- Two points against Northern Iowa
- Career-high eight points and two rebounds in win over Coppin State
- Career-high five rebounds in win over Texas-Pan American
- Tied career-high with five points at Arizona State
- Career-high five points vs. Villanova
- Three rebounds and one steal vs. Alabama in career-best 16 minutes
- Two points and two rebounds in win over The Citadel
- Six points and eight rebounds in Black and Gold Blowout
- Used redshirt and did not see action in 2005-06
- Saw action in 11 games in 2005, with no starts



### Angle, Game-by-Game

Opp.	S	FG	3-PT	FT	O-D-RE	PF	TP	A	T	B	S	M
The Citadel	N	1-2	0-0	0-0	1-1-2	0	2	0	0	0	0	7
Toledo (n)	N	0-1	0-0	0-0	0-1-1	1	0	0	1	0	0	7
Alabama (n)	N	0-2	0-0	0-0	2-1-3	2	0	0	2	0	1	16
Villanova (n)	N	2-2	1-1	0-0	0-0-0	1	5	0	0	0	0	4
at AZ State	N	2-4	1-2	0-0	1-0-1	0	5	0	0	0	0	12
at VA Tech	N	0-1	0-0	0-0	1-0-1	4	0	0	1	0	0	3
TX-Pan Am.	N	0-1	0-1	0-0	1-4-5	1	0	1	0	0	0	12
Coppin State	N	3-4	0-0	2-2	1-1-2	2	8	1	0	0	0	13
Northern IA	N	0-1	0-1	2-2	0-0-0	1	2	0	0	0	1	11
IA State	Y	2-2	1-1	0-0	0-2-2	4	5	0	1	0	1	15
at Drake	Y	0-2	0-0	0-0	0-1-1	3	0	1	1	0	0	18
GA State	N	2-2	0-0	0-0	1-1-2	3	4	0	0	0	2	12
TX Southern												
Cornell												
Mich. State												
at Illinois												
Minnesota												
at Indiana												
at Ohio State												
Penn State												
Wisconsin												
at Michigan												
Indiana												
at Minnesota												
at Wisconsin												
Northwestern												
at Mich. State												
Purdue												
at Penn State												
Illinois												
Big Ten Tournament												

### Career Bests


**Points:** 8 vs. Coppin State, 12/2/06  
**Rebounds:** 5 vs. Texas-Pan American, 12/1/06  
**FGM:** 3 vs. Coppin State, 12/2/06  
**FGA:** 4, twice, last vs. Coppin State, 12/2/06  
**FTM:** 2, twice, last vs. Northern Iowa, 12/5/06  
**FTA:** 2, twice, last vs. Northern Iowa, 12/5/06  
**Assists:** 1, three times, last at Drake, 12/16/06  
**Steals:** 2 vs. Georgia State, 12/20/06  
**Blocks:**  
**Minutes:** 18 at Drake, 12/16/06

### Career Statistics

YEAR	G/GS	FG-A	PCT	3-PT	PCT	FT-A	PCT	O-D-RB	AVG	PF-DI	AS	TO	BK	ST	PTS	AVG
Fresh.	11/0	4-11	.364	2-5	.400	0-0	.000	1-5-6	0.5	2-0	1	6	0	0	10	0.9
Soph.	12/2	12-24	.500	3-6	.500	4-4	1.000	8-12-20	1.7	22-0	3	6	0	5	31	2.6
Career	23/2	16-35	.457	5-11	.455	4-4	1.000	9-17-26	1.1	24-0	4	12	0	5	41	1.8

15 - - Dan Bohall, G, 6-4, 193, Freshman, Sioux City, IA (East HS)

- One steal in win over The Citadel
- One rebound, one assist and one block in exhibition win over Buena Vista
- Six points in Black and Gold Blowout
- Used redshirt and did not see action in 2005-06
- Earned first team all-state honors as a junior and senior
- Two-time first team all-conference and all-district selection
- Named to all-Tournament team at state tournament after helping East place second in state as a senior
- Team captain and MVP as a junior and senior, helping team post 21-4 record in final season
- Averaged 21.6 points, 6.4 rebounds and 4.5 assists per game as a senior, shooting 56% from the field and 79% from the free throw line



### Bohall, Game-by-Game

Opp.	S	FG	3-PT	FT	O-D-RE	PF	TP	A	T	B	S	M
The Citadel	N	0-1	0-0	0-0	0-0-0	1	0	0	0	0	1	2
Toledo (n)					DNP							
Alabama (n)	N	0-0	0-0	0-0	0-0-0	1	0	0	0	0	0	1
Villanova (n)	N	0-1	0-1	0-0	0-0-0	1	0	0	0	0	0	2
at AZ State					DNP							
at VA Tech					DNP							
TX-Pan Am.	N	0-0	0-0	0-2	0-0-0	0	0	0	0	0	0	1
Coppin State					DNP							
Northern IA					DNP							
IA State	N	0-0	0-0	0-0	0-0-0	0	0	0	0	0	0	2
at Drake					DNP							
GA State	N	0-0	0-0	0-0	0-0-0	0	0	0	0	0	0	4
TX Southern												
Cornell												
Mich. State												
at Illinois												
Minnesota												
at Indiana												
at Ohio State												
Penn State												
Wisconsin												
at Michigan												
Indiana												
at Minnesota												
at Wisconsin												
Northwestern												
at Mich. State												
Purdue												
at Penn State												
Illinois												
Big Ten Tournament												

### Career Bests

**Points:**

**Rebounds:**

**FGM:**

**FGA:** 1, twice, last vs. Villanova, 11/20/06

**FTM:**

**FTA:** 2 vs. Texas-Pan American, 12/1/06

**Assists:**

**Steals:** 1 vs. The Citadel, 11/13/06

**Blocks:**

**Minutes:** 4 vs. Georgia State, 12/20/06


### Career Statistics

YEAR	G/GS	FG-A	PCT	3-PT	PCT	FT-A	PCT	O-D-RB	AVG	PF-DI	AS	TO	BK	ST	PTS	AVG
Fresh.	6/0	0-2	.000	0-1	.000	0-2	.000	0-0-0	0.0	3-0	0	0	0	1	0	0.0



0 - - Josh Crawford, C, 6-10, 200, Freshman, Long Beach, CA (Wilson HS)

- Two points in win over Georgia State
- One rebound and one assist vs. Villanova
- One rebound vs. Alabama
- One rebound in win over The Citadel
- Six points in Black and Gold Blowout
- Named to all-conference team as a senior
- Team captain and team MVP as a senior
- Averaged 13.3 points while shooting 49% from the field as a senior
- Averaged 7.7 rebounds and 4.6 blocked shots
- Led prep team in scoring, rebounding and blocked shots
- Ranked first in the conference in blocked shots (111 blocks) and was third in rebounding



## Crawford, Game-by-Game

Opp.	S	FG	3-PT	FT	O-D-RE	PF	TP	A	T	B	S	M
The Citadel	N	0-0	0-0	0-0	0-1-1	0	0	0	0	0	0	1
Toledo (n)					DNP							
Alabama (n)	N	0-0	0-0	0-0	0-1-1	0	0	0	0	0	0	2
Villanova (n)	N	0-0	0-0	0-0	1-0-1	0	0	1	0	0	0	2
at AZ State					DNP							
at VA Tech					DNP							
TX-Pan Am.	N	0-0	0-0	0-0	0-0-0	0	0	0	0	0	0	3
Coppin State					DNP							
Northern IA					DNP							
IA State	N	0-1	0-0	0-0	0-0-0	1	0	0	0	0	0	2
at Drake					DNP							
GA State	N	1-4	0-0	0-1	1-0-1	1	2	0	0	0	0	4
TX Southern												
Cornell												
Mich. State												
at Illinois												
Minnesota												
at Indiana												
at Ohio State												
Penn State												
Wisconsin												
at Michigan												
Indiana												
at Minnesota												
at Wisconsin												
Northwestern												
at Mich. State												
Purdue												
at Penn State												
Illinois												
Big Ten Tournament												

## Career Bests

**Points:** 2 vs. Georgia State, 12/20/06  
**Rebounds:** 1, four times, last vs. Georgia State, 12/20/06  
**FGM:** 1 vs. Georgia State, 12/20/06  
**FGA:** 4 vs. Georgia State, 12/20/06  
**FTM:**  
**FTA:** 1 vs. Georgia State, 12/20/06  
**Assists:** 1 vs. Villanova, 11/20/06  
**Steals:**  
**Blocks:**  
**Minutes:** 4 vs. Georgia State, 12/20/06

## Career Statistics

YEAR	G/GS	FG-A	PCT	3-PT	PCT	FT-A	PCT	O-D-RB	AVG	PF-DI	AS	TO	BK	ST	PTS	AVG
Fresh.	7/0	1-5	.200	0-0	.000	0-1	.000	2-2-4	0.6	2-0	1	0	0	0	2	0.3

*\*11 - - Tony Freeman, G, 6-1, 190, Sophomore, Maywood, IL (St. Joseph's HS)*

- 12 points, three rebounds and two assists in win over Georgia State
- Four points and three assists at Drake
- 11 points, two rebounds, five assists and three steals in win over Iowa State
- 11 points, four rebounds and four assists against Northern Iowa
- Six points and five assists in win over Coppin State
- 10 points, five assists and two steals in win over Texas-Pan American
- 11 points and two assists at VA Tech
- Seven points and five assists vs. Villanova
- Career-high 16 points, four rebounds and three assists vs. Alabama
- Eight rebounds and three assists in win over Toledo
- Career-high 11 assists, along with six rebounds and seven points, in win over The Citadel
- Seven points, four rebounds, seven assists and six steals in exhibition win over Buena Vista
- Averaged 3.4 points and 1.3 rebounds, while playing in 33 games and starting four times in 2006



## Freeman, Game-by-Game

Opp.	S	FG	3-PT	FT	O-D-RE	PF	TP	A	T	B	S	M
The Citadel	Y	3-7	1-3	0-0	1-5-6	1	7	11	3	0	1	32
Toledo (n)	Y	0-5	0-2	2-2	0-8-8	1	2	3	8	0	1	33
Alabama (n)	Y	6-13	4-9	0-0	2-2-4	2	16	3	2	0	1	23
Villanova (n)	Y	2-6	2-4	1-3	0-1-1	3	7	5	4	0	0	31
at AZ State	Y	1-7	1-6	0-0	0-0-0	0	3	2	1	0	2	26
at VA Tech	N	4-5	1-2	2-2	0-2-2	4	11	2	5	0	0	21
TX-Pan Am.	N	4-6	1-2	1-2	0-1-1	2	10	5	1	0	2	25
Coppin State	N	1-6	1-5	3-4	1-1-2	1	6	5	2	0	1	25
Northern IA	N	4-9	3-5	0-0	1-3-4	4	11	4	2	0	1	29
IA State	Y	5-7	1-1	0-0	0-2-2	1	11	5	3	0	3	23
at Drake	Y	2-9	0-5	0-0	0-1-1	1	4	3	0	0	1	28
GA State	N	4-7	3-4	1-1	0-3-3	0	12	2	1	0	0	22
TX Southern												
Cornell												
Mich. State												
at Illinois												
Minnesota												
at Indiana												
at Ohio State												
Penn State												
Wisconsin												
at Michigan												
Indiana												
at Minnesota												
at Wisconsin												
Northwestern												
at Mich. State												
Purdue												
at Penn State												
Illinois												
Big Ten Tournament												

## Career Bests


**Points:** 16 vs. Alabama, 11/19/06  
**Rebounds:** 8 vs. Toledo, 11/17/06  
**FGM:** 6 vs. Alabama, 11/19/06  
**FGA:** 13 vs. Alabama, 11/19/06  
**FTM:** 2, six times, last at VA Tech, 11/29/06  
**FTA:** 4, twice, last vs. Drake, 12/20/05  
**Assists:** 11 vs. The Citadel, 11/13/06  
**Steals:** 3, three times, last vs. Iowa State, 12/8/06  
**Blocks:**  
**Minutes:** 33 vs. Toledo, 11/17/06

## Career Statistics

YEAR	G/GS	FG-A	PCT	3-PT	PCT	FT-A	PCT	O-D-RB	AVG	PF-DI	AS	TO	BK	ST	PTS	AVG
Fresh.	33/4	40-118	.339	21-69	.304	10-16	.625	8-34-42	1.3	42-1	53	55	0	19	111	3.4
Soph.	12/7	36-87	.414	18-48	.375	10-14	.714	5-29-34	2.8	20-0	50	32	0	13	100	8.3
Career	45/11	76-205	.371	39-117	.333	20-30	.667	13-63-76	1.7	62-1	103	87	0	32	211	4.7

**\*\*53 - - Seth Gorney, C, 7-0, 245, Junior, Vandalia, OH (Butler HS)**

- Eight points (4-4 FG's) and five rebounds in win over Georgia State
- Two points and four rebounds at Drake
- Six points and four rebounds in win over Iowa State
- Eight points and a career-high nine rebounds against Northern Iowa
- Eight points and four rebounds in win over Texas-Pan American
- Four points and five rebounds at VA Tech
- Tied career-high with 10 points vs. Alabama, along with three assists and two rebounds
- Tied a career-high with 10 points in win over Toledo, along with five rebounds
- Tied a career-high with 10 points, along with a career-high three steals, in win over The Citadel
- 10 points, 12 rebounds and two steals in exhibition win over Buena Vista
- 11 points, 16 rebounds and two steals while seeing action for both sides in Black and Gold Blowout
- Averaged 5.3 points and 5.8 rebounds on summer tour with Big Ten squad, helping team post 3-1 record in four game tour in Australia.



## Gorney, Game-by-Game

Opp.	S	FG	3-PT	FT	O-D-RE	PF	TP	A	T	B	S	M
The Citadel	Y	4-7	0-0	2-2	1-1-2	0	10	1	2	0	3	25
Toledo (n)	Y	4-6	0-0	2-2	2-3-5	3	10	0	0	1	0	25
Alabama (n)	Y	5-10	0-1	0-0	2-0-2	2	10	3	2	0	2	28
Villanova (n)	Y	1-3	0-0	0-0	1-0-1	2	2	0	0	0	0	14
at AZ State	Y	1-2	0-0	0-0	1-2-3	3	2	2	1	0	0	10
at VA Tech	N	2-3	0-0	0-0	2-3-5	2	4	0	1	0	1	19
TX-Pan Am.	N	3-4	0-0	2-2	0-4-4	1	8	0	0	0	0	23
Coppin State	N	1-1	0-0	0-0	1-2-3	4	2	1	1	0	0	13
Northern IA	N	4-13	0-0	0-0	3-6-9	1	8	0	0	0	1	30
IA State	Y	3-5	0-0	0-0	2-2-4	4	6	1	0	1	1	17
at Drake	Y	1-1	0-0	0-1	2-3-5	4	2	2	1	0	0	19
GA State	Y	4-4	0-0	0-0	1-4-5	3	8	1	1	0	0	16
TX Southern												
Cornell												
Mich. State												
at Illinois												
Minnesota												
at Indiana												
at Ohio State												
Penn State												
Wisconsin												
at Michigan												
Indiana												
at Minnesota												
at Wisconsin												
Northwestern												
at Mich. State												
Purdue												
at Penn State												
Illinois												
Big Ten Tournament												

## Career Bests


**Points:** 10, four times, last vs. Alabama, 11/19/06  
**Rebounds:** 9 vs. Northern Iowa, 12/5/06  
**FGM:** 5, twice, last vs. Alabama, 11/19/06  
**FGA:** 13 vs. Northern Iowa, 12/5/06  
**FTM:** 2, twice, last vs. Toledo, 11/17/06  
**FTA:** 2, twice, last vs. Toledo, 11/17/06  
**Assists:** 3 vs. Alabama, 11/19/06  
**Steals:** 3 vs. The Citadel, 11/13/06  
**Blocks:** 1, five times, last vs. Iowa State, 12/8/06  
**Minutes:** 30 vs. Northern Iowa, 12/5/06

## Career Statistics

YEAR	G/GS	FG-A	PCT	3-PT	PCT	FT-A	PCT	O-D-RB	AVG	PF-DI	AS	TO	BK	ST	PTS	AVG
Fresh.	21/0	5-7	.714	0-0	.000	4-7	.571	8-14-22	1.0	15-0	3	5	1	5	14	0.7
Soph.	22/0	13-21	.619	0-0	.000	1-2	.500	5-17-22	1.0	13-0	3	5	2	1	27	1.2
Jun.	12/8	33-59	.559	0-1	.000	6-7	.857	18-30-48	4.0	29-0	11	9	2	8	72	6.0
Career	55/8	51-87	.586	0-1	.000	11-16	.688	31-61-92	1.7	57-0	17	19	5	14	113	2.1

**\*\*1 - - Adam Haluska, G, 6-5, 210, Senior, Carroll, IA (Carroll HS)**

- Has started all 110 games in his career, a streak that is the longest in the nation among active players
- Career-high 36 points, four assists and two steals in win over Georgia State
- 21 points and seven rebounds at Drake
- 18 points, four rebounds, two blocks and two steals in win over Iowa State
- Nine points, three rebounds and three assists against Northern Iowa
- Named Hawkeye Challenge MVP
- Career-highs with 31 points and nine assists along with nine rebounds in win over Coppin State
- Eight points, five assists, four rebounds and three steals in win over Texas-Pan American
- 24 points (9-17 FGs) and two rebounds at VA Tech
- 24 points, four rebounds and three assists at Arizona State
- 18 points and four rebounds vs. Villanova
- 10 points and five rebounds in win over Toledo
- Matched career-highs with 29 points and six assists, along with five rebounds, in win over The Citadel
- Named to pre-season all-Big Ten team selected by league media
- Named to pre-season Watch List for John R. Wooden all-American team
- Named to pre-season Watch List for the Naismith Award
- Recognized as recipient of 2006 Anson Mount Scholar/Athlete Award by Playboy Magazine, earning a \$5,000 donation to the UI general scholarship fund
- Career point total stands at 1,457, including 1,173 at Iowa



## Haluska, Game-by-Game

Opp.	S	FG	3-PT	FT	O-D-RE	PF	TP	A	T	B	S	M
The Citadel	Y	8-16	6-14	7-7	0-5-5	2	29	6	3	0	1	33
Toledo (n)	Y	2-15	2-8	4-4	1-4-5	3	10	2	5	0	0	38
Alabama (n)	Y	2-13	0-9	0-0	0-4-4	2	4	2	3	0	0	32
Villanova (n)	Y	5-13	1-3	7-8	0-4-4	2	18	1	5	1	1	27
at AZ State	Y	8-17	4-11	4-4	0-4-4	1	24	3	1	0	2	34
at VA Tech	Y	9-17	5-10	1-2	1-1-2	4	24	1	4	1	0	39
TX-Pan Am.	Y	2-10	0-5	4-4	1-3-4	0	8	5	1	0	3	32
Coppin State	Y	10-18	6-12	5-5	4-5-9	3	31	9	1	0	2	37
Northern IA	Y	3-10	1-3	2-2	0-3-3	3	9	3	1	0	2	33
IA State	Y	5-14	2-4	6-7	0-4-4	0	18	1	1	2	2	33
at Drake	Y	5-15	4-10	7-8	1-6-7	2	21	1	2	0	2	36
GA State	Y	13-19	6-11	4-4	1-0-1	0	36	4	0	0	2	28
TX Southern												
Cornell												
Mich. State												
at Illinois												
Minnesota												
at Indiana												
at Ohio State												
Penn State												
Wisconsin												
at Michigan												
Indiana												
at Minnesota												
at Wisconsin												
Northwestern												
at Mich. State												
Purdue												
at Penn State												
Illinois												
Big Ten Tournament												

## Career Bests

<b>Points:</b>	36 vs. Georgia State, 12/20/06
<b>Rebounds:</b>	11 vs. Arkansas-Pine Bluff, 12/8/02
<b>FGM:</b>	13 vs. Georgia State, 12/20/06
<b>FGA:</b>	23 vs. Texas, 11/22/05
<b>FTM:</b>	11 vs. North Carolina, 11/24/04
<b>FTA:</b>	13 vs. North Carolina, 11/24/04
<b>Assists:</b>	9, vs. Coppin State, 12/2/06
<b>Steals:</b>	4 vs. Northwestern, 2/15/05
<b>Blocks:</b>	2, five times, last vs. Iowa State, 12/8/06
<b>Minutes:</b>	51 vs. Minnesota, 1/18/06

## Career Statistics

YEAR	G/GS	FG-A	PCT	3-PT	PCT	FT-A	PCT	O-D-RB	AVG	PF-DI	AS	TO	BK	ST	PTS	AVG
*Fresh.	31/31	103-259	.398	40-119	.336	38-50	.760	21-91-112	3.6	83-2	30	39	13	23	284	9.2
Soph.	33/33	152-318	.478	58-149	.389	105-130	.808	25-106-131	4.0	75-3	52	46	9	35	467	14.2
Jun.	34/34	149-357	.417	64-185	.346	112-132	.848	21-138-159	4.7	61-1	78	68	6	36	474	13.9
Sen.	12/12	72-1777	.407	37-100	.370	51-55	.927	9-43-52	4.3	22-0	38	27	4	17	232	19.3
<b>Career</b>	<b>110/110</b>	<b>476-1111</b>	<b>.428</b>	<b>199-553</b>	<b>.360</b>	<b>306-367</b>	<b>.834</b>	<b>76-378-454</b>	<b>4.1</b>	<b>241-6</b>	<b>198</b>	<b>180</b>	<b>32</b>	<b>111</b>	<b>1457</b>	<b>13.2</b>

\* - - 2002-03 at Iowa State



\*\*\*35 - - Mike Henderson, G, 6-3, 200, Senior, Waterloo, IA (East HS)

- Career-high nine assists along with eight points and four rebounds in first start of season against Georgia State
- Eight points in win over Iowa State
- Two assists against Northern Iowa
- Returned to action vs. Coppin State on December 2
- Suffered fracture to right pinkie finger in practice on Oct. 31 and will miss 3-6 weeks
- 11 points, eight assists and four rebounds in Black and Gold Blowout
- Earned team Most Improved Award in 2006
- Averaged 7.6 points and 3.9 rebounds while starting all 34 games a year ago
- Shot 48.7% from the field, 46.4% from three-point range and 69.9% from the free throw line



### Henderson, Game-by-Game

Opp.	S	FG	3-PT	FT	O-D-RE	PF	TP	A	T	B	S	M
The Citadel					INJ							
Toledo (n)					INJ							
Alabama (n)					INJ							
Villanova (n)					INJ							
at AZ State					INJ							
at VA Tech					INJ							
TX-Pan Am.					INJ							
Coppin State	N	0-3	0-0	1-2	0-0-0	1	1	0	3	0	0	8
Northern IA	N	0-1	0-0	0-0	0-0-0	0	0	2	1	0	0	11
IA State	N	3-5	0-0	2-2	0-0-0	2	8	1	5	0	1	15
at Drake	N	1-3	0-0	0-0	0-0-0	2	2	2	3	0	1	26
GA State	Y	2-4	0-0	4-6	1-3-4	2	8	9	3	0	1	30
TX Southern												
Cornell												
Mich. State												
at Illinois												
Minnesota												
at Indiana												
at Ohio State												
Penn State												
Wisconsin												
at Michigan												
Indiana												
at Minnesota												
at Wisconsin												
Northwestern												
at Mich. State												
Purdue												
at Penn State												
Illinois												
Big Ten Tournament												

### Career Bests

**Points:** 17, twice, last at Purdue, 2/1/06  
**Rebounds:** 8, twice, last vs. Illinois, 1/7/06  
**FGM:** 7 at Purdue, 2/1/06  
**FGA:** 11 vs. Robert Morris, 12/22/05  
**FTM:** 7 vs. Kentucky, 11/21/05  
**FTA:** 9 vs. Kentucky, 11/21/05  
**Assists:** 9 vs. Georgia State, 12/20/06  
**Steals:** 5 at Michigan, 3/5/05  
**Blocks:** 1, three times, last vs. Michigan State, 3/11/06  
**Minutes:** 50 vs. Minnesota, 1/18/06

### Career Statistics

YEAR	G/GS	FG-A	PCT	3-PT	PCT	FT-A	PCT	O-D-RB	AVG	PF-DI	AS	TO	BK	ST	PTS	AVG
Fresh.	10/0	11-29	.379	0-1	.000	10-19	.526	4-14-18	1.8	11-0	13	8	0	6	32	3.2
Soph.	33/14	59-144	.410	5-16	.313	40-61	.656	17-53-70	2.1	55-1	39	59	3	26	163	4.9
Jun.	34/34	91-187	.487	13-28	.464	65-93	.6999	41-93-134	3.9	53-0	68	78	5	38	260	7.6
Jun.	5/1	6-16	.375	0-0	.000	7-10	.700	1-3-4	0.8	7-0	14	15	0	3	19	3.8
<b>Career</b>	<b>82/49</b>	<b>167-376</b>	<b>.444</b>	<b>18-45</b>	<b>.400</b>	<b>122-183</b>	<b>.667</b>	<b>63-163-226</b>	<b>2.8</b>	<b>126-1</b>	<b>134</b>	<b>160</b>	<b>8</b>	<b>73</b>	<b>474</b>	<b>5.8</b>

24 - - Justin Johnson, G, 6-6, 190, Junior, Tyler, TX (Tyler CC)

- Eight points, six rebounds and four assists in win over Georgia State
- 12 points (4-5 3pt FG's) at Drake
- Six points in win over Iowa State
- Named to the Hawkeye Challenge all-tournament team
- 13 points, five rebounds and four assists in win over Coppin State
- Career-high 14 points (4-6 3pt FG's) and five rebounds in win over Texas-Pan American
- Nine points, six rebounds and two assists at VA Tech
- Eight points and four assists at Arizona State
- Six points, three assists and two rebounds vs. Alabama
- Three points and two rebounds in win over Toledo
- Six points and three rebounds in win over The Citadel
- 22 points (4-6 3pt FG's) and four rebounds in exhibition win over Buena Vista



### Career Bests

**Points:** 14 vs. Texas-Pan American, 12/1/06  
**Rebounds:** 6, twice, last vs. Georgia State, 12/20/06  
**FGM:** 5, twice, last vs. Coppin State, 12/2/06  
**FGA:** 11 vs. Texas-Pan American, 12/1/06  
**FTM:** 2 vs. Georgia State, 12/20/06  
**FTA:** 2 vs. Georgia State, 12/20/06  
**Assists:** 4, three times, last vs. Georgia State, 12/20/06  
**Steals:** 2 vs. Coppin State, 12/2/06  
**Blocks:** 1, three times, last vs. Iowa State, 12/8/06  
**Minutes:** 34 vs. Coppin State, 12/2/06

### Johnson, Game-by-Game

Opp.	S	FG	3-PT	FT	O-D-RE	PF	TP	A	T	B	S	M
The Citadel	Y	2-7	2-7	0-0	1-2-3	1	6	0	3	0	0	31
Toledo (n)	Y	1-4	1-1	0-0	1-1-2	1	3	0	0	0	0	20
Alabama (n)	N	2-8	2-7	0-0	0-2-2	1	6	3	0	0	0	22
Villanova (n)	N	0-3	0-1	0-0	0-1-1	2	0	1	1	0	0	23
at AZ State	N	3-5	2-4	0-0	0-2-2	1	8	4	1	1	1	25
at VA Tech	Y	3-4	3-4	0-0	0-6-6	2	9	2	2	0	0	31
TX-Pan Am.	Y	5-11	4-6	0-0	1-4-5	1	14	0	3	0	1	30
Coppin State	Y	5-9	3-6	0-0	2-3-5	1	13	4	5	1	2	34
Northern IA	Y	1-5	1-2	0-0	0-0-0	2	3	0	1	0	0	10
IA State	N	2-5	2-2	0-0	0-1-1	0	6	1	0	1	0	20
at Drake	N	4-5	4-5	0-0	0-0-0	1	12	0	1	0	0	16
GA State	N	2-8	2-5	2-2	2-4-6	2	8	4	0	0	0	23
TX Southern												
Cornell												
Mich. State												
at Illinois												
Minnesota												
at Indiana												
at Ohio State												
Penn State												
Wisconsin												
at Michigan												
Indiana												
at Minnesota												
at Wisconsin												
Northwestern												
at Mich. State												
Purdue												
at Penn State												
Illinois												
Big Ten Tournament												

### Career Statistics

YEAR	G/GS	FG-A	PCT	3-PT	PCT	FT-A	PCT	O-D-RB	AVG	PF-DI	AS	TO	BK	ST	PTS	AVG
Jun.	12/6	30-74	.405	26-50	.520	2-2	1.000	7-26-33	2.8	15-0	19	17	3	4	88	7.3

52 - - Kurt Looby, F/C, 6-10, 210, Junior, St. John's, Antigua (Tyler, TX CC)

- Career-high four blocks along with six points, 12 rebounds and two steals in win over Georgia State
- Five points, six rebounds and two steals in win over Iowa State
- Four rebounds against Northern Iowa
- Four points, two rebounds, two blocks and two steals in win over Texas-Pan American
- Six points, four rebounds and three blocked shots at Virginia Tech
- Six points, two rebounds and two blocked shots at Arizona State
- 13 points (7-8 FTs), seven rebounds and three blocked shots vs. Villanova
- 13 points (5-9 FGs), nine rebounds and two assists in win over Toledo
- Four points, 14 rebounds and three blocks in win over The Citadel
- Nine points, seven rebounds and two blocks in exhibition win over Buena Vista



### Career Bests

**Points:** 13, twice, last vs. Villanova, 11/20/06  
**Rebounds:** 14 vs. The Citadel, 11/13/06  
**FGM:** 5 vs. Toledo, 11/17/06  
**FGA:** 9 vs. Toledo, 11/17/06  
**FTM:** 7 vs. Villanova, 11/20/06  
**FTA:** 8 vs. Villanova, 11/20/06  
**Assists:** 2 vs. Toledo, 11/17/06  
**Steals:** 2, three times, last vs. Georgia State, 12/20/06  
**Blocks:** 4 vs. Georgia State, 12/20/06  
**Minutes:** 30 vs. The Citadel, 11/20/06

### Looby, Game-by-Game

Opp.	S	FG	3-PT	FT	O-D-RE	PF	TP	A	T	B	S	M
The Citadel	Y	2-6	0-0	0-2	1-13-14	1	4	1	1	3	0	27
Toledo (n)	Y	5-9	0-0	3-5	6-3-9	2	13	2	0	1	0	19
Alabama (n)	Y	0-0	0-0	0-0	0-2-2	4	0	2	0	1	2	19
Villanova (n)	Y	3-4	0-0	7-8	2-5-7	2	13	0	0	3	1	30
at AZ State	Y	3-3	0-0	0-0	0-2-2	2	6	0	2	2	0	29
at VA Tech	Y	2-6	0-0	2-3	2-2-4	3	6	0	0	3	0	29
TX-Pan Am.	Y	1-3	0-0	2-4	2-0-2	4	4	0	2	2	2	18
Coppin State	Y	0-2	0-0	0-0	1-0-1	3	0	0	0	2	0	7
Northern IA	Y	0-1	0-0	0-0	0-4-4	0	0	0	0	0	0	14
IA State	N	2-4	0-0	1-2	3-3-6	4	5	0	0	1	2	19
at Drake	N	1-1	0-0	0-0	0-0-0	5	2	1	0	1	1	18
GA State	N	2-6	0-0	2-4	6-6-12	1	6	1	3	4	2	14
TX Southern												
Cornell												
Mich. State												
at Illinois												
Minnesota												
at Indiana												
at Ohio State												
Penn State												
Wisconsin												
at Michigan												
Indiana												
at Minnesota												
at Wisconsin												
Northwestern												
at Mich. State												
Purdue												
at Penn State												
Illinois												
Big Ten Tournament												

### Career Statistics

YEAR	G/GS	FG-A	PCT	3-PT	PCT	FT-A	PCT	O-D-RB	AVG	PF-DI	AS	TO	BK	ST	PTS	AVG
Jun.	12/9	21-45	.467	0-0	.000	17-28	.607	23-40-53	5.3	35-1	7	8	23	10	59	4.9

---

**34 - - Tyler Smith, F, 6-7, 210, Freshman, Pulaski, TN (Hargrave Military Academy)**

---

- 15 points, five rebounds, five assists and two steals in win over Georgia State
- 16 points and five rebounds at Drake
- 16 points, two rebounds and a career-high six assists in win over Iowa State
- 20 points and six rebounds against Northern Iowa
- Named to the Hawkeye Challenge all-tournament team
- 16 points and tied a career-high with seven rebounds in win over Coppin State
- 12 points, five rebounds, three assists and four steals in win over Texas-Pan American
- Seven points, seven rebounds, five assists at two steals at VA Tech
- 12 points, four rebounds and five assists at Arizona State
- 12 points, three rebounds and two steals vs. Villanova
- 19 points, six rebounds, four assists and two steals vs. Alabama
- 28 points (11-17 FGs), six rebounds and five assists in win over Toledo
- 22 points, eight assists and three rebounds while seeing action for both teams in Black and Gold Blowout
- Averaged 20 points, 10 rebounds and just over five assists per game in one year at Hargrave Military Academy
- Ranked as one of the top 50 seniors in the nation as a prep
- Selected as one of the top 10 high school players in the nation when *Street & Smith's* named him a second team selection on the 2004 Boys High School all-America team

**Smith, Game-by-Game**

---

Opp.	S	FG	3-PT	FT	O-D-RE	PF	TP	A	T	B	S	M
The Citadel	N	1-2	0-0	0-0	0-0-0	5	2	3	1	0	0	10
Toledo (n)	N	11-17	1-1	5-8	1-5-6	1	28	5	1	0	0	32
Alabama (n)	Y	7-13	0-2	5-6	3-3-6	2	19	4	2	0	2	37
Villanova (n)	Y	5-12	1-2	1-2	2-1-3	3	12	0	10	1	2	35
at AZ State	Y	6-13	0-2	0-0	1-3-4	2	12	5	5	0	2	37
at VA Tech	Y	2-13	0-3	3-4	1-6-7	4	7	5	2	0	2	32
TX-Pan Am.	Y	6-11	0-0	0-1	3-2-5	2	12	3	3	0	4	30
Coppin State	Y	6-12	0-0	4-5	4-3-7	1	16	2	0	0	0	35
Northern IA	Y	9-15	1-3	1-3	2-4-6	5	20	1	4	0	0	36
IA State	Y	6-15	0-0	4-6	1-1-2	0	16	6	2	0	1	31
at Drake	Y	6-15	1-3	3-5	3-2-5	3	16	0	4	0	1	30
GA State	Y	6-11	0-0	3-4	3-2-5	3	15	5	3	0	2	28
TX Southern												
Cornell												
Mich. State												
at Illinois												
Minnesota												
at Indiana												
at Ohio State												
Penn State												
Wisconsin												
at Michigan												
Indiana												
at Minnesota												
at Wisconsin												
Northwestern												
at Mich. State												
Purdue												
at Penn State												
Illinois												
Big Ten Tournament												

---

**Career Bests**

**Points:** 28 vs. Toledo, 11/17/06  
**Rebounds:** 7, twice, last vs. Coppin State, 12/2/06  
**FGM:** 11 vs. Toledo, 11/17/06  
**FGA:** 17 vs. Toledo, 11/17/06  
**FTM:** 5, twice, last vs. Alabama, 11/19/06  
**FTA:** 8 vs. Toledo, 11/17/06  
**Assists:** 6 vs. Iowa State, 12/8/06  
**Steals:** 4 vs. Texas-Pan American, 12/1/06  
**Blocks:** 1 vs. Villanova, 11/20/06  
**Minutes:** 37, twice, last at Arizona State, 11/25/06

---

**Career Statistics**

YEAR	G/GS	FG-A	PCT	3-PT	PCT	FT-A	PCT	O-D-RB	AVG	PF-DI	AS	TO	BK	ST	PTS	AVG
Fresh.	12/10	71-149	.477	4-16	.250	29-44	.659	24-32-56	4.7	31-2	39	37	1	16	175	14.6



44 - - Cyrus Tate, F, 6-8, 240, Sophomore, Chicago, IL (Northeast, NE CC)

- Two points and two rebounds in win over Georgia State
- Two points, three rebounds, two assists and two steals in win over Iowa State
- Two points and four rebounds against Northern Iowa
- Six points and a career-high nine rebounds in win over Coppin State
- Six points, three rebounds and two steals in win over Texas-Pan American
- Four points, seven rebounds and two assists at VA Tech
- Four points and five rebounds at Arizona State
- Three points and three rebounds vs. Villanova
- Nine points, seven rebounds and two steals in win over Toledo
- 13 points (6-7 FGs) and three rebounds in win over The Citadel
- 11 points, four rebounds and two blocks in exhibition win over Buena Vista



### Tate, Game-by-Game

Opp.	S	FG	3-PT	FT	O-D-RE	PF	TP	A	T	B	S	M
The Citadel	N	6-7	0-0	1-2	0-3-3	2	13	0	0	0	1	18
Toledo (n)	N	3-5	0-0	3-4	3-4-7	3	9	0	3	1	2	18
Alabama (n)	N	1-3	0-0	0-0	0-2-2	4	2	0	0	0	1	12
Villanova (n)	N	1-1	0-0	1-2	1-2-3	2	3	0	1	0	0	23
at AZ State	N	2-3	0-0	0-1	0-5-5	3	4	0	2	0	1	25
at VA Tech	Y	1-4	0-0	2-2	5-2-7	2	4	2	3	1	0	24
TX-Pan Am.	Y	2-3	0-0	2-2	2-1-3	2	6	1	1	0	2	22
Coppin State	Y	2-8	0-0	2-3	2-7-9	1	6	0	0	0	0	28
Northern IA	Y	1-8	0-0	0-0	2-2-4	4	2	1	1	0	0	26
IA State	N	0-3	0-0	2-2	3-0-3	2	2	2	0	1	2	21
at Drake	N	0-0	0-0	0-0	0-1-1	4	0	1	3	0	1	7
GA State	Y	0-1	0-0	2-3	0-2-2	5	2	0	2	0	0	12
TX Southern												
Cornell												
Mich. State												
at Illinois												
Minnesota												
at Indiana												
at Ohio State												
Penn State												
Wisconsin												
at Michigan												
Indiana												
at Minnesota												
at Wisconsin												
Northwestern												
at Mich. State												
Purdue												
at Penn State												
Illinois												
Big Ten Tournament												

### Career Bests


**Points:** 13 vs. The Citadel, 11/13/06  
**Rebounds:** 9 vs. Coppin State, 12/2/06  
**FGM:** 6 vs. The Citadel, 11/13/06  
**FGA:** 8, vs. Coppin State, 12/2/06  
**FTM:** 3 vs. Toledo, 11/17/06  
**FTA:** 5 vs. Toledo, 11/17/06  
**Assists:** 2, twice, last vs. Iowa State, 12/8/06  
**Steals:** 2, twice, last vs. Iowa State, 12/8/06  
**Blocks:** 11, three times, last vs. Iowa State, 12/8/06  
**Minutes:** 28 vs. Coppin State, 12/2/06

### Career Statistics

YEAR	G/GS	FG-A	PCT	3-PT	PCT	FT-A	PCT	O-D-RB	AVG	PF-DI	AS	TO	BK	ST	PTS	AVG
Soph.	12/5	19-46	.413	0-0	.000	15-21	.714	18-31-49	4.1	34-1	7	16	3	9	53	4.4

**14 - - Brett Wessels, G, 6-3, 190, Sophomore, Bettendorf, IA (Bettendorf HS)**

- One rebound and one steal at Arizona State
- Three points and two rebounds vs. Alabama
- Three points, one rebound and one steal in win over Toledo
- Career-high three assists in win over The Citadel
- Three rebounds, five assists and three steals in exhibition win over Buena Vista
- Seven points, three rebounds and three assists in Black and Gold Blowout
- Joined the program as a walk-on
- Saw action in six games as a true freshman



### Wessels, Game-by-Game

Opp.	S	FG	3-PT	FT	O-D-RE	PF	TP	A	T	B	S	M
The Citadel	N	0-1	0-0	0-0	0-1-1	3	0	3	1	0	1	12
Toledo (n)	N	1-2	1-2	0-0	0-1-1	2	3	0	0	0	1	8
Alabama (n)	N	1-2	1-2	0-0	0-2-2	0	3	0	0	0	0	8
Vilanova (n)	N	0-1	0-0	0-0	0-0-0	2	0	0	0	0	0	7
at AZ State	N	0-0	0-0	0-0	1-0-1	0	0	0	0	0	1	2
at VA Tech	N	0-1	0-1	0-0	0-0-0	0	0	0	0	0	1	2
TX-Pan Am.	N	0-0	0-0	0-0	0-0-0	1	0	0	1	0	0	3
Coppin State					DNP							
Northern IA					DNP							
IA State	N	0-0	0-0	0-0	0-0-0	0	0	0	0	0	0	2
at Drake	N	0-0	0-0	0-0	0-0-0	0	0	0	0	0	0	1
GA State	N	0-1	0-1	0-0	0-0-0	2	0	0	0	0	0	5
TX Southern												
Cornell												
Mich. State												
at Illinois												
Minnesota												
at Indiana												
at Ohio State												
Penn State												
Wisconsin												
at Michigan												
Indiana												
at Minnesota												
at Wisconsin												
Northwestern												
at Mich. State												
Purdue												
at Penn State												
Illinois												
Big Ten Tournament												

### Career Bests

**Points:** 3, three times, last vs. Alabama, 11/19/06  
**Rebounds:** 2 vs. Alabama, 11/19/06  
**FGM:** 1, three times, last vs. Alabama, 11/19/07  
**FGA:** 2, twice, last vs. Alabama, 11/19/06  
**FTM:**  
**FTA:**  
**Assists:** 3 vs. The Citadel, 11/13/06  
**Steals:** 1, four times, last at Virginia Tech, 11/29/06  
**Blocks:**  
**Minutes:** 12 vs. The Citadel, 11/13/06

### Career Statistics

YEAR	G/GS	FG-A	PCT	3-PT	PCT	FT-A	PCT	O-D-RB	AVG	PF-DI	AS	TO	BK	ST	PTS	AVG
Fresh.	6/0	1-2	.500	1-2	.500	0-0	.000	0-1-1	0.2	2-0	4	1	0	0	3	0.5
Soph.	10/0	2-8	.250	2-6	.333	0-0	.000	1-4-5	0.5	10-0	3	2	0	4	6	0.6
Career	16/0	3-10	.300	3-8	.375	0-0	.000	1-5-6	0.4	12-0	7	3	0	4	9	0.6

**Iowa Hawkeyes**  
**Iowa Hawkeyes Season Box Score (as of Dec 21, 2006)**  
**All games**

<b>RECORD:</b>	<b>OVERALL</b>	<b>HOME</b>	<b>AWAY</b>	<b>NEUTRAL</b>
<b>ALL GAMES.....</b>	<b>(6-6)</b>	<b>(5-1)</b>	<b>(0-3)</b>	<b>(1-2)</b>
<b>CONFERENCE.....</b>	<b>(0-0)</b>	<b>(0-0)</b>	<b>(0-0)</b>	<b>(0-0)</b>
<b>NON-CONFERENCE.....</b>	<b>(6-6)</b>	<b>(5-1)</b>	<b>(0-3)</b>	<b>(1-2)</b>

##	Player	GP-GS	Min--Avg	---TOTAL---		---3-PTS---		-----REBOUNDS-----										Pts	Avg		
				FG-FGA	Pct	3FG-FGA	Pct	FT-FTA	Pct	Off	Def	Tot	Avg	PF	FO	A	TO			Blk	Stl
01	Haluska, Adam.....	12-12	402 33.5	72-177	.407	37-100	.370	51-55	.927	9	43	52	4.3	22	0	38	27	4	17	232	19.3
34	Smith, Tyler.....	12-10	373 31.1	71-149	.477	4-16	.250	29-44	.659	24	32	56	4.7	31	2	39	37	1	16	175	14.6
11	Freeman, Tony.....	12-7	317 26.4	36-87	.414	18-48	.375	10-14	.714	5	29	34	2.8	20	0	50	32	0	13	100	8.3
24	Johnson, Justin....	12-6	285 23.8	30-74	.405	26-50	.520	2-2	1.000	7	26	33	2.8	15	0	19	17	3	4	88	7.3
53	Gorney, Seth.....	12-8	239 19.9	33-59	.559	0-1	.000	6-7	.857	18	30	48	4.0	29	0	11	9	2	8	72	6.0
52	Looby, Kurt.....	12-9	243 20.3	21-45	.467	0-0	.000	17-28	.607	23	40	63	5.3	35	1	7	8	23	10	59	4.9
44	Tate, Cyrus.....	12-5	236 19.7	19-46	.413	0-0	.000	15-21	.714	18	31	49	4.1	34	1	7	16	3	9	53	4.4
35	Henderson, Mike....	5-1	90 18.0	6-16	.375	0-0	.000	7-10	.700	1	3	4	0.8	7	0	14	15	0	3	19	3.8
04	Angle, J.R.....	12-2	130 10.8	12-24	.500	3-6	.500	4-4	1.000	8	12	20	1.7	22	0	3	6	0	5	31	2.6
14	Wessels, Brett.....	10-0	50 5.0	2-8	.250	2-6	.333	0-0	.000	1	4	5	0.5	10	0	3	2	0	4	6	0.6
03	Adams, Drew.....	4-0	7 1.8	1-2	.500	0-0	.000	0-0	.000	1	1	2	0.5	1	0	0	1	0	0	2	0.5
0	Crawford, Josh.....	7-0	16 2.3	1-5	.200	0-0	.000	0-1	.000	2	2	4	0.6	2	0	1	0	0	0	2	0.3
15	Bohall, Dan.....	6-0	12 2.0	0-2	.000	0-1	.000	0-2	.000	0	0	0	0.0	3	0	0	0	0	1	0	0.0
TEAM.....										23	21	44	3.7	0			3				
Total.....		12	2400	304-694	.438	90-228	.395	141-188	.750	140	274	414	34.5	231	5	192	173	36	90	839	69.9
Opponents.....		12	2400	277-647	.428	79-219	.361	145-228	.636	145	275	420	35.0	212	-	149	201	43	78	778	64.8

<b>SCORE BY PERIODS:</b>	<b>1st</b>	<b>2nd</b>	<b>Total</b>
-----	----	----	----
<b>Iowa Hawkeyes.....</b>	<b>394</b>	<b>445</b>	<b>- 839</b>
<b>Opponents.....</b>	<b>342</b>	<b>436</b>	<b>- 778</b>

<b>DEADBALL REBOUNDS:</b>	<b>OFF</b>	<b>DEF</b>	<b>TOTAL</b>
-----	----	----	----
<b>Iowa Hawkeyes.....</b>	<b>19</b>	<b>3</b>	<b>22</b>
<b>Opponents.....</b>	<b>31</b>	<b>3</b>	<b>34</b>



Iowa Hawkeyes  
Iowa Hawkeyes Overall Team Statistics (as of Dec 21, 2006)  
All games

TEAM STATISTICS	IOWA	OPP
-----	-----	-----
SCORING.....	839	778
Points per game.....	69.9	64.8
Scoring margin.....	+5.1	-
FIELD GOALS-ATT.....	304-694	277-647
Field goal pct.....	.438	.428
3 POINT FG-ATT.....	90-228	79-219
3-point FG pct.....	.395	.361
3-pt FG made per game..	7.5	6.6
FREE THROWS-ATT.....	141-188	145-228
Free throw pct.....	.750	.636
REBOUNDS.....	414	420
Rebounds per game.....	34.5	35.0
Rebounding margin.....	-0.5	-
ASSISTS.....	192	149
Assists per game.....	16.0	12.4
TURNOVERS.....	173	201
Turnovers per game.....	14.4	16.8
Turnover margin.....	+2.3	-
Assist/turnover ratio..	1.1	0.7
STEALS.....	90	78
Steals per game.....	7.5	6.5
BLOCKS.....	36	43
Blocks per game.....	3.0	3.6
WINNING STREAK.....	1	-
Home win streak.....	2	-
ATTENDANCE.....	64725	35181
Home games-Avg/Game....	6-10788	3-9077
Neutral site-Avg/Game..	-	3-2650
SCORE BY PERIODS:	1st 2nd	Total
-----	-----	-----
Iowa Hawkeyes.....	394 445	- 839
Opponents.....	342 436	- 778

**December 23, 2006****Game-By-Game Results****Includes 12 Games****Overall: 6-6;****Big Ten: 0-0;****Home: 5-1;****Away: 0-3;****Neutral: 1-2**

<b>Date</b>	<b>Opponent</b>	<b>Result</b>	<b>Attend.</b>	<b>Top Scorer</b>	<b>Top Rebounder</b>
Nov. 13	The Citadel (n)	W, 75-53	9,120	Adam Haluska, 29	Kurt Looby, 14
% Nov. 17	Toledo (n)	W, 78-65	2,468	Tyler Smith, 28	Kurt Looby, 9
% Nov. 19	Alabama (n)	L, 60-72	2,451	Tyler Smith, 19	Tyler Smith, 6
% Nov. 20	Villanova (n)	L, 60-89	3,032	Adam Haluska, 18	Kurt Looby, 7
Nov. 25	at Arizona State	L, 64-67	10,115	Adam Haluska, 24	Cyrus Tate, 5
Nov. 29	at Virginia Tech	L, 65-69	9,847	Adam Haluska, 24	Smith/Tate, 7
+ Dec. 1	Texas-Pan American	W, 62-46	10,113	Justin Johnson, 14	Smith/Johnson/Angle, 5
+ Dec. 2	Coppin State	W, 83-67	10,844	Adam Haluska, 31	Tate/Haluska, 9
Dec. 5	Northern Iowa	L, 55-57	11,047	Tyler Smith, 20	Seth Gorney, 9
Dec. 8	Iowa State	W, 77-59	14,577	Adam Haluska, 18	Kurt Looby, 6
Dec. 16	at Drake	L, 59-75	7,268	Adam Haluska, 21	Adam Haluska, 7
Dec. 20	Georgia State	W 101-59	9,024	Adam Haluska, 36	Kurt Looby, 12
Dec. 23	Texas Southern				
Dec. 30	Cornell				
* Jan. 4	Michigan State				

**% - - Paradise Jam, St. Thomas, Virgin Islands****+ - - Hawkeye Challenge, Iowa City, IA****\* - - Big Ten Conference Game**

<b>Attendance Summary</b>	<b>Games</b>	<b>Totals</b>	<b>Average</b>
Home	6	64,725	10,786
Away	3	27,230	9,077
Neutral	3	7,951	2,650
<b>Totals</b>	<b>12</b>	<b>99,906</b>	<b>8,326</b>

***Includes 12 Games***

[illegible]



**December 23, 2006****Season & Career Bests****Includes 12 Games****Season Bests**

<b>Player</b>	<b>Points</b>	<b>Rebounds</b>	<b>Assists</b>	<b>Blocks</b>	<b>Steals</b>
Drew Adams	2, Citadel	1, Citadel/GA St.	---	---	---
J.R. Angle	8, Coppin State	5, TX-Pan AM	1, three times	---	2, Georgia State
Dan Bohall	---	---	---	---	1, Citadel
Josh Crawford	2, Georgia State	1, four times	1, Villanova	---	---
Tony Freeman	16, Alabama	8, Toledo	11, Citadel	---	3, Iowa State
Seth Gorney	10, three times	9, UNI	3, Alabama	1, twice	3, Citadel
Adam Haluska	36, Georgia State	9, Coppin State	9, Coppin State	2, Iowa State	3, TX-Pan American
Mike Henderson	8, Iowa St/Georgia St	4, Georgia State	9, Georgia State	---	1, three times
Justin Johnson	14, Texas Pan Amer.	6 at VA Tech/GA St	4, three times	1, AZ St. and IA St.	2, Coppin State
Kurt Looby	13, Toledo/Villanova	14, Citadel	2, three times	4, Georgia State	2, three times
Tyler Smith	28, Toledo	7, VA Tech/Cop. St.	6, Iowa St.	1, Villanova	4, TX-Pan American
Cyrus Tate	13, Citadel	9, Coppin State	2 at VA Tech/ IA St.	1, three times	2, three times
Brett Wessels	3, Toledo/Alabama	2, Alabama	3, Citadel	---	1, four times

**Career Bests**

<b>Player</b>	<b>Points</b>	<b>Rebounds</b>	<b>Assists</b>
Drew Adams	2, Citadel	1, Citadel/Georgia State	
J.R. Angle	8, Coppin State	5, Texas Pan American	1, four times, last at Drake
Dan Bohall			
Josh Crawford	2, Georgia State	1, four times, last vs. GA State	1, Villanova
Tony Freeman	16, Alabama	8, Toledo	11 vs. Citadel
Seth Gorney	10, three times, last vs. Toledo	9 vs. Northern Iowa	3 vs. Alabama
Adam Haluska	36, Georgia State	11 vs. ARK-Pine Bluff, '03	9, Coppin State
Mike Henderson	17, Michigan St., '05	8 vs. Drake/Illinois, '06	9, Georgia State
Justin Johnson	14, Texas Pan American	6 at VA Tech	4 at Arizona State
Kurt Looby	13, Toledo/Villanova	14 vs. Citadel	3, three times
Tyler Smith	28, Toledo	7 at VA Tech/Coppin State	6 vs. Iowa State
Cyrus Tate	13, Citadel	9 vs. Coppin State	2 at VA Tech
Brett Wessels	3, three times, last vs. Alabama	2 vs. Alabama	3 vs. Citadel

***NOTE: Career bests occurred in 2006-07 unless otherwise noted.***

December 23, 2006

Individual Points/Rebounds

Includes 12 Games

	A D A M S	A N G L E	B O H A L L	C R A W F O R D	F R E E M A N	G O R N E Y	H A L U S K A	H E N D E R S O N	J O H N S O N	L O O B Y	S M I T H	T A T E	W E S T L S
The Citadel	2-1	2-2	0-0	0-0	7#6	10#2	29#5	INJ	6#3	4#14	2-0	13-3	0-1
% Toledo (n)	DNP	0-1	DNP	DNP	2#8	10#5	10#5	INJ	3#2	13#9	28-6	9-7	3-1
% Alabama (n)	DNP	0-3	0-0	0-1	16#4	10#2	4#4	INJ	6-2	0#2	19#6	2-2	3-2
% Villanova (n)	0-0	5-0	0-0	0-1	7#1	2#1	18#4	INJ	0-1	13#7	12#3	3-3	0-0
at Arizona State	DNP	5-1	DNP	DNP	3#0	2#3	24#4	INJ	8-2	6#2	12#4	4-5	0-1
at Virginia Tech	DNP	0-1	DNP	DNP	11-2	4-5	24#2	INJ	9#6	6#4	7#7	4#7	0-0
+ Texas-Pan American	DNP	0-5	0-0	0-0	10-1	8-4	8#4	DNP	14#5	4#2	12#5	6#3	0-0
+ Coppin State	DNP	8-2	DNP	DNP	6-2	2-3	31#9	1-0	13#5	0#1	16#7	6#9	DNP
Northern Iowa	DNP	2-0	DNP	DNP	11-4	8-9	9#3	0-0	3#0	0#4	20#6	2#4	DNP
Iowa State	0-0	5#2	0-0	0-0	11#2	6#4	18#4	8-0	6-1	5-6	16#2	2-3	0-0
at Drake	DNP	0#1	DNP	0-0	4#1	2#5	21#7	2-0	12-0	2-0	16#5	0-1	0-0
Georgia State	0-1	4-2	0-0	2-1	12-3	8#5	36#1	8#4	8-6	6-12	15#5	2#2	0-0
Texas Southern													
Cornell													

% - - Paradise Jam, St. Thomas, Virgin Islands

+ - - Hawkeye Challenge, Iowa City, IA

\* - - Big Ten Conference Game

# - - Denotes starting line-up

---

**December 23, 2006****The Last Time . . .****Includes 12 Games**

---

**The Last Time a Player . . .*****Had 30 or more points***

Iowa - - 36, Adam Haluska, vs. Georgia State, 12/20/06

Opponent - - 32, Vedran Vukusic, Northwestern, 1/26/05

***Made at least 90% of his FGA (10 att.)***

Iowa - - .909 (9-10), Luke Recker vs. Purdue, 3/07/02

Opponent - - .900 (9-10), Willie Simms, Wisconsin, 1/11/90

***Made 100% of his FTA (10 att.)***

Iowa - - 1.000 (11-11), Luke Recker vs. Minnesota, 2/09/02

Opponent - - 1.000 (10-10), Vincent Grier, Minnesota, 2/18/06

***Had 15 or more rebounds***

Iowa - - 23, Greg Brunner vs. Minnesota, 1/18/06

Opponent - - 17, Marco Killingsworth, Indiana, 2/11/06

***Had 10 or more assists***

Iowa - - 10, Jeff Horner vs. Ohio State (Big Ten Tournament), 3/12/06

Opponent - - 10, Bernard Robinson, Jr., Michigan, 3/12/04

***Had 5 or more blocks***

Iowa - - 5, Erek Hansen at Indiana, 2/11/06

Opponent - - 5, Lewis Witcher, Virginia Tech, 11/29/06

***Had 5 or more steals***

Iowa - - 5, Jeff Horner vs. Minnesota (Big Ten Tournament), 3/10/06

Opponent - - 5, Vedran Vukusic, Northwestern, 2/12/05

**The Last Time A Team . . .*****Scored 100 or more points***

Iowa - - 101, vs. Georgia State, 12/20/06

Opponent - - 106, North Carolina, 11/24/04

***Scored 40 or fewer points***

Iowa - - 39 vs. Indiana, 1/10/49

Opponent - - 38, Penn State, 3/1/06

***Won an overtime game***

Iowa - - 76-72 (3OT) vs. Minnesota, 1/18/06

Opponent - - 63-67 (1 OT), at Northern Iowa, 12/6/05

***Made at least 60% of its FGA (20 att.)***

Iowa - - .653 (32-44) vs. Michigan, 2/4/06

Opponent - - .615 (24-39), Wisconsin, 3/5/99

***Made at least 50% of its 3-pt. FGA (8 att.)***

Iowa - - .524 (11-21), vs. Georgia State, 12/20/06

Opponent - - .500 (4-8), Virginia Tech, 11/29/06

***Made at least 90% of its FTA (10 att.)***

\*Iowa - - 1.000 (20-20) vs. Western Illinois, 11/19/04

Opponents - - .900 (9-10), Robert Morris, 12/22/05

**\* - - School Record**

**December 23, 2006****Season Highs & Lows****Includes 12 Games****Individual Highs**

<b>Points:</b>	36	Adam Haluska vs. Georgia State
<b>Field Goals:</b>	13 (19 att.)	Adam Haluska vs. Georgia State
<b>Field Goal Attempts:</b>	19 (13 made)	Adam Haluska vs. Georgia State
<b>Field Goal Percentage (8 att.):</b>	.684 (13-19)	Adam Haluska vs. Georgia State
<b>3-pt. Field Goals:</b>	6 (14 att.)	Adam Haluska vs. The Citadel
	6 (12 att.)	Adam Haluska vs. Coppin State
	6 (11 att.)	Adam Haluska vs. Georgia State
<b>3-pt. Field Goal Attempts:</b>	14 (6 made)	Adam Haluska vs. The Citadel
<b>3-pt. Field Goal Percentage (4 att.):</b>	.800 (4-5)	Justin Johnson at Drake
<b>Free Throws:</b>	7 (7 att.)	Adam Haluska vs. The Citadel
	7 (8 att.)	Adam Haluska vs. Villanova & Drake; Kurt Looby vs. Villanova
<b>Free Throw Attempts:</b>	8 (7 made)	Adam Haluska vs. Villanova & Drake; Kurt Looby vs. Villanova
<b>Free Throw Percentage (6 att):</b>	1.000 (7-7)	Adam Haluska vs. The Citadel
<b>Rebounds:</b>	14	Kurt Looby vs. The Citadel
<b>Assists:</b>	11	Tony Freeman vs. The Citadel
<b>Blocked Shots:</b>	4	Kurt Looby vs. Georgia State
<b>Steals:</b>	4	Tyler Smith vs. Texas Pan American

**Team Highs**

<b>Iowa</b>	<b>Points</b>	<b>Opponent</b>
101 vs. Georgia State	<b>Field Goals</b>	89 by Villanova
36 (68 att.) vs. Georgia State	<b>FG Attempts</b>	30 (57 att.) by Villanova
68 (36 made) vs. Georgia State	<b>FG Percentage</b>	64 (24 made) by Toledo
.529 (36-68) vs. Georgia State	<b>3-pt. Field Goals</b>	.531 (26-49) by Drake
11 (21 att.) vs. Georgia State	<b>3-pt. FG Attempts</b>	14 (27 att.) by Villanova
30 (7 made) vs. Alabama	<b>3-pt. FG Percentage</b>	27 (14 made) by Villanova
.750 (6-8) vs. Iowa State	<b>Free Throws</b>	.625 (10-16) by Arizona State
19 (25 att.) vs. Toledo	<b>FT Attempts</b>	21 (29 att.) by UNI
25 (19 made) vs. Toledo, (18 made) vs. Georgia State	<b>FT Percentage</b>	33 (17 made) by Virginia Tech
.833 (5-6) vs. Alabama	<b>Rebounds</b>	.750 (15-20) by Villanova; (3-4) by ASU
51 vs. Toledo	<b>Assists</b>	44 by UNI
26 vs. Georgia State	<b>Blocked Shots</b>	19 by Arizona State
6 vs. Iowa State	<b>Steals</b>	8 by UNI
14 vs. Texas Pan American	<b>Turnovers</b>	10 by Toledo
22 vs. Villanova	<b>Fouls</b>	26 by Iowa State
25 at Virginia Tech & at Drake		25 by Coppin State

**Team Lows**

<b>Iowa</b>	<b>Points</b>	<b>Opponent</b>
55 vs. UNI	<b>Field Goals</b>	46 by Texas Pan American
19 (46 att.) vs. Villanova	<b>FG Attempts</b>	17, (48 att.) by UNI
46 (19 made) vs. Villanova	<b>FG Percentage</b>	45 (19 made) by Texas Pan Amer.
.375 (24-64) vs. Alabama	<b>3-pt. Field Goals</b>	.339 (19-56) by The Citadel
5, three times, last vs. Tx Pan Am. (14 att.)	<b>3-pt. FG Attempts</b>	2, by UNI (9 att.)
8 (6 made) vs. Iowa State	<b>3-pt. FG Percentage</b>	8 (4 made) by Virginia Tech
.233 (7-30) vs. Alabama	<b>Free Throws</b>	.222 (2-9) by UNI
4 (5 att.) vs. Arizona State	<b>FT Attempts</b>	3 (4 att.) by Arizona State
5 (4 made) vs. Arizona State	<b>FT Percentage</b>	4 (3 made) by Arizona State
.714 (5-7) vs. UNI; (10-14) at Drake	<b>Rebounds</b>	.400 (4-10) by Texas Pan America
23 at Drake	<b>Assists</b>	30, three times, last by Texas Pan America
8 vs. Villanova	<b>Blocked Shots</b>	7 by The Citadel
0 vs. UNI	<b>Steals</b>	0 by Texas Pan America
4 vs. Toledo, Villanova & VA Tech	<b>Turnovers</b>	3 by UNI
10 vs. UNI	<b>Fouls</b>	8 by Virginia Tech
12 at Arizona State		11 by Alabama

**December 23, 2006****Iowa's Record When . . .****Includes 12 Games**

When playing at home:	5-1	When leading at the half:	6-2	When wearing White:	6-2
When playing on the road:	0-3	When trailing at the half:	0-4	When wearing Black:	0-4
When playing on a neutral court:	1-2	When tied at the half:	0-0	When wearing Gold:	1-0
When Iowa scores 100 points or more:	1-0	Iowa field goal percentage at home:	165-307	.537	
When Iowa scores 90-99 points:	0-0	Iowa field goal percentage on road:	139-333	.417	
When Iowa scores 80-89 points:	1-0	Iowa 3-point percentage at home:	47-104	.452	
When Iowa scores 70-79 points:	3-0	Iowa 3-point percentage on road:	43-124	.347	
When Iowa scores under 70 points:	1-6	Iowa free throw percentage at home:	76-102	.745	
		Iowa free throw percentage on road:	65-85	.756	
When opponent scores 100 points or more:	0-0	On Sunday:	0-1		
When opponent scores 90-99 points:	0-0	On Monday:	1-1		
When opponent scores 80-89 points:	0-1	On Tuesday:	0-1		
When opponent scores 70-79 points:	0-2	On Wednesday:	1-1		
When opponent scores 60-69 points:	2-2	On Thursday:	0-0		
When opponent scores fewer than 60 points:	4-1	On Friday:	3-0		
		On Saturday:	1-2		
When Iowa shoots at least 50% from the field:	1-0	On CBS:	0-0		
When Iowa shoots less than 50% from the field:	5-6	On ESPN:	0-0		
When opponent shoots at least 50% from the field:	0-4	On ESPN2:	0-0		
When opponent shoots less than 50% from the field:	6-2	On ESPN Plus:	5-1		
When Iowa has higher FG% than opponent:	6-0	On ESPNU:	0-2		
When opponent has higher FG%:	0-6	On Fox Sports:	0-3		
When FG% is equal:	0-0	On Opponent Network:	0-0		
When Iowa outrebounds opponent:	5-1	No Television:	1-0		
When opponent has more rebounds:	1-5				
When rebounds are equal:	0-0				
		Most Points, First Half:	49 vs. Georgia State		
When Iowa shoots at least 80% from the line:	1-2	Fewest Points, First Half:	21 at Virginia Tech		
When Iowa shoots less than 80% from the line:	5-4	Most Points Allowed, First Half:	41 vs. Villanova		
When opponent shoots at least 80% from the line:	0-0	Fewest Points Allowed, First Half:	18 vs. UNI		
When opponent shoots less than 80% from the line:	6-6				
When Iowa shoots more free throws than opponent:	4-2	Most Points, Second Half:	52 vs. Georgia State		
When opponent shoots more free throws:	1-4	Fewest Points, Second Half:	27 vs. UNI		
When free throws attempts are equal:	1-0	Most Points Allowed, Second Half:	48 vs. Villanova		
When Iowa has higher FT% than opponent:	6-4	Fewest Points Allowed, Second Half:	23 vs. Texas Pan Amer.		
When opponent has higher FT%:	0-2	Largest Halftime Advantage:	20 vs. The Citadel, GA ST		
When FT% is equal:	0-0	Largest Halftime Deficit:	17 vs. Villanova		
When Iowa shoots at least 50% from three-point range:	2-0				
When Iowa shoots less than 50% from three-point range:	4-6				
When opponent shoots at least 50% from three-point range:	0-3				
When opponent shoots less than 50% from three-point range:	6-3				
When Iowa has a higher three-point FG% than opponent:	5-1				
When opponent has a higher three-point FG%:	2-4				
When three-point FG% is equal:	0-0				
When Iowa has more assists than opponent:	5-2				
When opponent has more assists:	1-4				
When assists are equal:	0-0				
When Iowa has fewer turnovers than opponent:	5-4				
When opponent has fewer turnovers:	1-2				
When turnovers are equal:	0-0				
When Iowa has more steals than opponent:	3-3				
When opponent has more steals:	1-3				
When steals are equal:	2-0				



**December 23, 2006****Iowa Under Steve Alford . . .****Includes 12 Games**

When playing at home:	91-26	When leading at the half:	107-27	When wearing White:	69-21
When playing on the road:	26-55	When trailing at the half:	32-66	When wearing Black:	30-56
When playing on a neutral court:	24-17	When tied at the half:	2-5	When wearing Gold:	42-21
When Iowa scores 100 points or more:	3-0	Iowa field goal percentage at home:	2,805-6,361	..441	
When Iowa scores 90-99 points:	6-2	Iowa field goal percentage on road:	2,780-6,475	.429	
When Iowa scores 80-89 points:	32-5	Iowa 3-point percentage at home:	622-1,882	.330	
When Iowa scores 70-79 points:	56-18	Iowa 3-point percentage on road:	719-2,075	.347	
When Iowa scores under 70 points:	44-73	Iowa free throw percentage at home:	2,043-2,923	.699	
		Iowa free throw percentage on road:	1,885-2,708	.696	
When opponent scores 100 points or more:	0-1	On Sunday:	8-4		
When opponent scores 90-99 points:	1-6	On Monday:	5-4		
When opponent scores 80-89 points:	5-22	On Tuesday:	25-13		
When opponent scores 70-79 points:	25-42	On Wednesday:	20-28		
When opponent scores 60-69 points:	53-20	On Thursday:	10-5		
When opponent scores fewer than 60 points:	57-7	On Friday:	20-7		
		On Saturday:	53-37		
When Iowa shoots at least 50% from the field:	40-6	On CBS:	7-7		
When Iowa shoots less than 50% from the field:	101-92	On ESPN:	15-21		
When opponent shoots at least 50% from the field:	6-32	On ESPN2:	11-5		
When opponent shoots less than 50% from the field:	135-66	On ESPN Plus:	99-55		
When Iowa has higher FG% than opponent:	118-19	On ESPNU:	0-2		
When opponent has higher FG%:	22-77	On Fox Sports:	0-3		
When FG% is equal:	1-2	On Opponent Network:	6-5		
When Iowa outrebounds opponent:	96-48	No Television:	3-0		
When opponent has more rebounds:	37-49				
When rebounds are equal:	8-1				
When Iowa shoots at least 80% from the line:	18-16	Most Points, First Half:	56 vs. UNC-A, 11/23/03		
When Iowa shoots less than 80% from the line:	123-82	Fewest Points, First Half:	16 at Mich. St., 3/5/03		
When opponent shoots at least 80% from the line:	22-15	Most Points Allowed, First Half:	59 by N. Car., 11/24/04		
When opponent shoots less than 80% from the line:	119-83	Fewest Points Allowed, First Half:	12 by ASU, 12/17/05		
When Iowa shoots more free throws than opponent:	117-43	Most Points, Second Half:	56 vs. W. Car., 12/18/04		
When opponent shoots more free throws:	21-54	Fewest Points, Second Half:	20 at Wisconsin, 1/5/06		
When free throws attempts are equal:	3-1	Most Points Allowed, Second Half:	56, twice (MSU/KSU)		
When Iowa has higher FT% than opponent:	86-40	Fewest Points Allowed, Second Half:	19 by Liberty, 12/22/02		
When opponent has higher FT%:	54-57	Largest Halftime Advantage:	27 at Penn State, 2/26/05		
When FT% is equal:	1-1		27 vs. UMES, 11/13/01		
		Largest Halftime Deficit:	33 at Mich. St., 3/5/03		
When Iowa shoots at least 50% from three-point range:	30-6				
When Iowa shoots less than 50% from three-point range:	111-92				
When opponent shoots at least 50% from three-point range:	5-17				
When opponent shoots less than 50% from three-point range:	136-81				
When Iowa has a higher three-point FG% than opponent:	93-23				
When opponent has a higher three-point FG%:	47-73				
When three-point FG% is equal:	1-2				
When Iowa has more assists than opponent:	96-17				
When opponent has more assists:	38-78				
When assists are equal:	7-3				
When Iowa has fewer turnovers than opponent:	81-25				
When opponent has fewer turnovers:	52-65				
When turnovers are equal:	8-8				
When Iowa has more steals than opponent:	71-33				
When opponent has more steals:	60-57				
When steals are equal:	10-8				

## 2006-07 Game Summaries

(1) IOWA 75, THE CITADEL 53  
November 13, 2006, Carver-Hawkeye Arena, Iowa City, IA

Senior guard Adam Haluska matched a career-high with 29 points in leading Iowa to a 75-53 season-opening win over The Citadel in Iowa City. Haluska connected on 8-16 field goal attempts, including 6-14 treys, and added 7-7 free throws. He also had five rebounds and six assists.

The win marked Iowa's 29th straight win in a season opening game and extended Iowa's home court winning streak to 19 games.

Sophomore Cyrus Tate, in his first game at Iowa, came off the bench to add 13 points on 6-7 field goals. Junior center Seth Gorney added 10 points and three steals and junior forward Kurt Looby, also in his first game as a Hawkeye, led both teams with 14 rebounds and collected three blocked shots. Sophomore point guard Tony Freeman had 11 assists, seven points and six rebounds.

Iowa started strong at both ends of the floor. The Hawkeyes shot 50% from the field in the opening half, while allowing The Citadel to shoot just 29.6%. Iowa built a 42-22 halftime advantage and was never threatened in the second half.

Iowa shot 49.1% from the field and 37.5% from three-point range, while holding The Citadel to 33.9% shooting. Iowa won the rebounding battle 40-33 and had 25 assists.

### THE CITADEL -- 53

Name	FG	3-PT	FT	RB	PF	TP	A	TO	BK	S	MN
Everhart	1-6	0-3	1-3	12	4	3	1	2	0	1	36
Nelson	2-11	0-0	0-0	6	3	4	0	3	0	0	17
Diasparra	1-2	1-1	0-0	0	1	3	0	2	0	1	15
McLendon	0-3	0-2	0-0	2	1	0	0	0	0	0	13
Hammack	2-9	0-6	4-5	1	2	8	1	3	2	3	31
Valiulis	5-9	3-4	2-2	2	1	15	0	1	0	1	26
Brick	5-7	1-2	0-0	2	2	11	3	2	0	1	28
Streeter	0-2	0-0	0-0	1	0	0	0	0	1	0	13
Schiavoni	1-4	1-3	1-2	3	0	4	0	0	0	0	5
Thompson	2-3	0-1	0-1	0	3	4	2	1	0	1	14
Smith	0-0	0-0	1-2	1	0	1	0	0	0	0	2
Team				3		2					
<b>Totals</b>	<b>19-56</b>	<b>6-22</b>	<b>9-15</b>	<b>33</b>	<b>17</b>	<b>53</b>	<b>7</b>	<b>16</b>	<b>3</b>	<b>8</b>	<b>200</b>
	<b>FG%: .339</b>	<b>3PT%: .273</b>	<b>FT%: .600</b>								

### IOWA -- 75

Name	FG	3-PT	FT	RB	PF	TP	A	TO	BK	S	MN
Looby	2-6	0-0	0-2	14	1	4	1	1	3	0	27
Gorney	4-7	0-0	2-2	2	0	10	1	2	0	3	25
Haluska	8-16	6-14	7-7	5	2	29	6	3	0	1	33
Freeman	3-7	1-3	0-0	6	1	7	11	3	0	1	32
Johnson	2-7	2-7	0-0	3	1	6	0	3	0	0	31
Crawford	0-0	0-0	0-0	1	0	0	0	0	0	0	1
Adams	1-1	0-0	0-0	1	1	2	0	0	0	0	2
Angle	1-2	0-0	0-0	2	0	2	0	0	0	0	7
Wessels	0-1	0-0	0-0	1	3	0	3	0	0	1	12
Bohall	0-1	0-0	0-0	0	1	0	0	0	0	1	2
Smith	1-2	0-0	0-0	0	5	2	3	1	0	0	10
Tate	6-7	0-0	1-2	3	2	13	0	0	0	1	18
Team				2							
<b>Totals</b>	<b>28-57</b>	<b>9-24</b>	<b>10-13</b>	<b>40</b>	<b>17</b>	<b>75</b>	<b>25</b>	<b>14</b>	<b>3</b>	<b>8</b>	<b>200</b>
	<b>FG%: .491</b>	<b>3PT%: .375</b>	<b>FT%: .769</b>								

### Score by Periods:

The Citadel	22	31	53
Iowa	42	33	75

Attendance: 9,120

(2) IOWA 78, TOLEDO 65  
November 17, 2006, St. Thomas, Virgin Islands

Freshman Tyler Smith came off the bench to score 28 points to lead Iowa to a 78-65 win over Toledo in the first round of the Paradise Jam.

Smith and the young Hawkeyes took over the boards in the second half in earning the win. For the game, Smith connected on 11-17 field goals and 5-8 free throws and made his only three-point attempt. He added six rebounds and five assists in 28 minutes of action.

Smith had plenty of help from his young teammates. Junior center Kurt Looby, in just his second game at Iowa, collected two quick fouls and played just two minutes in the first half. Consequently, the Hawkeyes held just a 21-19 rebounding advantage over the Rockets, a popular choice to win the Mid-American Conference this season after winning 20 games a year ago.

Looby was a different story in the second half. He ended the contest with 13 points and nine rebounds as the Hawkeyes won the rebounding battle 51-30. Junior center Seth Gorney and senior guard Adam Haluska each added 10 points and five rebounds. Cyrus Tate added nine points and seven rebounds off the bench as Iowa's reserves scored 40 points.

Iowa shot 42.2% from the field, compared to 37.5% for Toledo. The Hawkeyes also shot 35.7% from three-point range and hit 19-25 (76%) free throws. Iowa's defense also allowed the veteran Rockets just three free throw attempts in the second half.

### TOLEDO -- 65

Name	FG	3-PT	FT	RB	PF	TP	A	TO	BK	S	MN
Howell	5-13	4-7	2-2	6	3	16	0	0	0	2	36
Valencia	6-10	0-0	0-0	8	1	12	1	2	0	0	32
Payne	0-4	0-2	0-0	1	4	0	7	3	0	1	26
Ingram	6-20	4-12	6-7	4	2	22	3	4	0	4	36
Johnson	1-3	1-1	0-0	1	1	3	1	1	0	0	12
Amos	2-3	0-0	0-0	5	4	4	1	0	0	2	25
Young	0-1	0-0	0-0	0	2	0	0	1	0	0	8
Kent	4-7	0-1	0-2	2	2	8	0	1	1	1	20
Ross	0-3	0-0	0-0	1	2	0	0	0	0	0	5
Team				2				2			
<b>Totals</b>	<b>24-64</b>	<b>9-23</b>	<b>8-11</b>	<b>30</b>	<b>21</b>	<b>65</b>	<b>13</b>	<b>14</b>	<b>1</b>	<b>10</b>	<b>200</b>
	<b>FG%: .375</b>	<b>3PT%: .391</b>	<b>FT%: .727</b>								

### IOWA -- 78

Name	FG	3-PT	FT	RB	PF	TP	A	TO	BK	S	MN
Johnson	1-4	1-1	0-0	2	1	3	0	0	0	0	20
Looby	5-9	0-0	3-5	9	2	13	2	0	1	0	19
Gorney	4-6	0-0	2-2	5	3	10	0	0	1	0	25
Haluska	2-15	2-8	4-4	5	3	10	2	5	0	0	38
Freeman	0-5	0-2	2-2	8	1	2	3	8	0	1	33
Angle	0-1	0-0	0-0	1	1	0	0	1	0	0	7
Wessels	1-2	1-2	0-0	1	2	3	0	0	0	1	8
Smith	11-17	1-1	5-8	6	1	28	5	1	0	0	32
Tate	3-5	0-0	3-4	7	3	9	0	3	1	2	18
Team				7							
<b>Totals</b>	<b>27-64</b>	<b>5-14</b>	<b>19-25</b>	<b>51</b>	<b>17</b>	<b>78</b>	<b>12</b>	<b>18</b>	<b>3</b>	<b>4</b>	<b>200</b>
	<b>FG%: .422</b>	<b>3PT%: .357</b>	<b>FT%: .760</b>								

### Score by Periods:

Toledo	30	35	65
Iowa	33	45	78

Attendance: 2,468

## 2006-07 Game Summaries

(3) ALABAMA 72, IOWA 60  
November 19, 2006, St. Thomas, Virgin Islands

Tenth-ranked Alabama used its inside strength to take a 72-60 win over Iowa in the semi-finals of the Paradise Jam.

Iowa started fast, jumping to a 9-3 lead in the opening minutes, getting baskets from four different players. Alabama tied the score at 9-9 with 15 minutes to play before Iowa built a 17-14 advantage on two free throws by Tyler Smith. Alabama would rally to lead by four on two occasions in the first half before holding a 32-31 margin at the break.

Tony Freeman hit a three-pointer to give Iowa a 34-32 lead early in the second half. Alabama's Richard Hendrix answered with two baskets from the paint and Alabama led the rest of the way. The Crimson Tide led by 10 with 7:52 remaining, but could build no more than a 12 point advantage the rest of the way.

Alabama shot 51% from the field and won the rebounding battle by a 39-31 margin. Alabama had 38 points in the paint.

Iowa's inside game suffered as the Hawkeyes were in early foul trouble. Kurt Looby had three fouls in the first half, while Seth Gorney and Cyrus Tate each had two. Tate and Looby both picked up four fouls early in the second half.

Iowa shot just 37.5% from the field for the game, including 7-30 (23.3%) from three point range. The Hawkeye defense did force 17 Alabama turnovers.

Smith led Iowa for the second night in the tournament. The true freshman had 19 points, hitting 7-13 field goals and the 5-6 free throws. He added six rebounds, four assists and two steals. Freeman added 16 points and three assists and Seth Gorney added 10 points.

### ALABAMA -- 72

Name	FG	3-PT	FT	RB	PF	TP	A	TO	BK	S	MN
Hendrix	6-7	0-0	2-2	7	1	14	0	2	2	1	35
Davidson	5-10	1-1	4-8	11	1	15	4	5	4	0	36
Hollinger	0-1	0-1	2-2	1	1	2	0	1	0	0	16
Gee	8-13	0-2	5-7	6	1	21	2	0	1	2	35
Steele	7-11	4-5	0-1	4	2	18	6	5	0	0	38
Riley	0-6	0-5	0-0	5	4	0	1	2	0	0	19
Torrance	0-3	0-2	0-0	0	1	0	1	1	0	1	10
Jemison	0-0	0-0	2-2	1	0	2	0	1	0	2	11
Team				4							
<b>Totals</b>	<b>26-51</b>	<b>5-16</b>	<b>15-22</b>	<b>39</b>	<b>11</b>	<b>72</b>	<b>14</b>	<b>17</b>	<b>7</b>	<b>6</b>	<b>200</b>
	<b>FG%: .510</b>	<b>FT%: .313</b>	<b>3PT%: .682</b>								

### IOWA -- 60

Name	FG	3-PT	FT	RB	PF	TP	A	TO	BK	S	MN
Smith	7-13	0-2	5-6	6	2	19	4	2	0	2	37
Looby	0-0	0-0	0-0	2	4	0	2	0	1	2	19
Gorney	5-10	0-1	0-0	2	2	10	3	2	0	2	28
Haluska	2-13	0-9	0-0	4	2	4	2	3	0	0	32
Freeman	6-13	4-9	0-0	4	2	16	3	2	0	1	23
Crawford	0-0	0-0	0-0	1	0	0	0	0	0	0	2
Angle	0-2	0-0	0-0	3	2	0	0	2	0	1	16
Wessels	1-2	1-2	0-0	2	0	3	0	0	0	0	8
Bohall	0-0	0-0	0-0	0	1	0	0	0	0	0	1
Johnson	2-8	2-7	0-0	2	1	6	3	0	0	0	22
Tate	1-3	0-0	0-0	2	4	2	0	0	0	1	12
Team				3							
<b>Totals</b>	<b>24-64</b>	<b>7-30</b>	<b>5-6</b>	<b>31</b>	<b>20</b>	<b>60</b>	<b>17</b>	<b>11</b>	<b>1</b>	<b>9</b>	<b>200</b>
	<b>FG%: .375</b>	<b>3PT%: .233</b>	<b>FT%: .833</b>								

### Score by Periods:

Alabama	32	40	72
Iowa	31	29	60

Attendance: 2,451

(4) VILLANOVA 89, IOWA 60  
November 20, 2006, St. Thomas, Virgin Islands

Villanova used its experience, depth and a smothering defense to take an 89-60 win over Iowa in the consolation championship of the 2006 Paradise Jam.

Villanova, an Elite Eight last season, forced 22 Hawkeye turnovers and held Iowa to 41.3% shooting from the field. The Hawkeyes shot just 31.3% in the first half as the Wildcats built a 41-24 advantage. Iowa pulled to within 18-17 on two free throws by Kurt Looby midway through the first half. Villanova took control from there, using a 16-0 run to pull away.

Villanova shot 60.7% from the field over the final 20 minutes, including 70% (7-10) from three-point range. For the game the Wildcats shot 52.6% from the field.

Iowa built a 10-3 lead in the opening minutes, helped by six straight free throws from senior Adam Haluska. But Iowa committed 13 turnovers before the break and the Wildcats turned a number of those mistakes into easy baskets.

Haluska led Iowa in scoring with 18 points, hitting 5-13 field goals and 7-8 free throws. After fighting foul problems in a loss to Alabama, Kurt Looby fought back against Villanova with 13 points and a team-high seven rebounds.

Freshman Tyler Smith, who earned a spot on the all-tournament team, added 12 points, three rebounds and two steals and Tony Freeman added five assists.

### IOWA -- 60

Name	FG	3-PT	FT	RB	PF	TP	A	TO	BK	S	MN
Smith	5-12	1-2	1-2	3	3	12	0	10	1	2	35
Looby	3-4	0-0	7-8	7	2	13	0	0	3	1	30
Gorney	1-3	0-0	0-0	1	2	2	0	0	0	0	14
Haluska	5-13	1-3	7-8	4	2	18	1	5	1	1	27
Freeman	2-6	2-4	1-3	1	3	7	5	4	0	0	31
Crawford	0-0	0-0	0-0	1	0	0	1	0	0	0	2
Adams	0-0	0-0	0-0	0	0	0	0	0	0	0	2
Angle	2-2	1-1	0-0	0	1	5	0	0	0	0	4
Wessels	0-1	0-0	0-0	0	2	0	0	0	0	0	7
Bohall	0-1	0-1	0-0	0	1	0	0	0	0	0	2
Johnson	0-3	0-1	0-0	1	2	0	1	1	0	0	23
Tate	1-1	0-0	1-2	3	2	3	0	1	0	0	23
Team				5				1			
<b>Totals</b>	<b>19-46</b>	<b>5-12</b>	<b>17-23</b>	<b>26</b>	<b>20</b>	<b>60</b>	<b>8</b>	<b>22</b>	<b>5</b>	<b>4</b>	<b>200</b>
	<b>FG%: .413</b>	<b>FT%: .417</b>	<b>3PT%: .739</b>								

### VILLANOVA -- 89

Name	FG	3-PT	FT	RB	PF	TP	A	TO	BK	S	MN
Cunningham	4-8	0-0	1-1	5	3	9	1	1	2	1	30
Sumpter	7-10	4-6	8-10	3	0	26	2	3	2	0	30
Sheridan	1-1	0-0	0-0	0	2	2	1	1	0	0	16
Reynolds	0-2	0-1	1-2	3	2	1	4	0	1	0	25
Nardi	6-13	4-7	0-0	3	1	16	3	4	0	1	26
Benn	2-4	0-0	1-3	1	2	5	1	2	0	1	18
Condon	1-1	0-0	0-0	0	0	2	0	0	0	0	1
Redding	0-0	0-0	2-2	1	1	2	0	0	0	0	5
Clark	2-4	2-3	0-0	4	5	6	3	1	0	2	17
Anderson	6-12	4-10	2-2	5	3	18	1	2	0	2	22
Drummond	0-1	0-0	0-0	2	1	0	0	0	0	0	8
Tchuisi	1-1	0-0	0-0	1	0	2	0	0	0	0	2
Team				4							
<b>Totals</b>	<b>30-57</b>	<b>14-27</b>	<b>15-20</b>	<b>32</b>	<b>20</b>	<b>89</b>	<b>16</b>	<b>14</b>	<b>5</b>	<b>7</b>	<b>200</b>
	<b>FG%: .526</b>	<b>3PT%: .519</b>	<b>FT%: .750</b>								

### Score by Periods:

Iowa	24	36	60
Villanova	41	48	89

Attendance: 3,032

## 2006-07 Game Summaries

### (5) ARIZONA STATE 67, IOWA 64 November 25, 2006, Wells Fargo Arena, Tempe, AZ

Arizona State hit a desperation three-point shot from 25 feet just before the shot clock expired and held on for a 67-64 win over Iowa in Tempe on Nov. 25. The game winning shot came with 12 seconds left in the game after Iowa had forced the Sun Devils away from the basket as the shot clock was set to expire. The Hawkeyes missed a three-point attempt in the final seconds.

The Sun Devils scored the first 13 points of the game before Iowa settled down. After missing its first five shots and committing five turnovers in the first six minutes, Iowa gained control, had no turnovers the remainder of the half and went to halftime with a 31-25 advantage.

Iowa continued to control the action through the first 15 minutes of the second half, building the advantage to as many as 12 points with just under five minutes to play. That's when Arizona State used a 19-4 scoring run to rally for the win. ASU connected on 8-11 three-point shots in the final 20 minutes.

ASU shot 50.9% from the field, becoming the third straight Hawkeye opponent to shoot over 50% from the field. The Sun Devils won the rebounding battle 30-25. Iowa shot 48.1% from the field and 80% (4-5) from the free throw line and forced 16 ASU turnovers.

Iowa was led by senior Adam Haluska, who had 24 points, four rebounds, three assists and two steals. Freshman Tyler Smith added 12 points, five assists, four rebounds and two steals and junior Justin Johnson added eight points and four assists.

#### IOWA -- 64

Name	FG	3-PT	FT	RB	PF	TP	A	TO	BK	S	MN
Smith	6-13	0-2	0-0	4	2	12	5	5	0	2	37
Looby	3-3	0-0	0-0	2	2	6	0	2	2	0	29
Gorney	1-2	0-0	0-0	3	3	2	2	1	0	0	10
Haluska	8-17	4-11	4-4	4	1	24	3	1	0	2	34
Freeman	1-7	1-6	0-0	0	0	3	2	1	0	2	26
Angle	2-4	1-2	0-0	1	0	5	0	0	0	0	12
Wessels	0-0	0-0	0-0	1	0	0	0	0	0	1	2
Johnson	3-5	2-4	0-0	2	1	8	4	1	1	1	25
Tate	2-3	0-0	0-1	5	3	4	0	2	0	0	25
Team				3				1			
<b>Totals</b>	<b>26-54</b>	<b>8-25</b>	<b>4-5</b>	<b>25</b>	<b>12</b>	<b>64</b>	<b>16</b>	<b>14</b>	<b>3</b>	<b>8</b>	<b>200</b>
	<b>FG%: .481</b>	<b>FT%: .320</b>	<b>3PT%: .800</b>								

#### ARIZONA STATE -- 67

Name	FG	3-PT	FT	RB	PF	TP	A	TO	BK	S	MN
Pendergraph	4-10	0-0	0-0	2	5	8	0	2	0	0	26
Angounou	6-11	2-2	0-0	12	0	14	1	2	0	1	31
Glasser	2-4	1-2	2-2	2	0	7	7	2	0	1	29
Polk	8-11	4-5	0-0	4	4	20	5	3	0	2	27
Shipp	3-5	2-4	0-0	5	2	8	2	2	0	0	33
Morill	1-1	0-0	0-0	2	1	2	0	1	0	0	7
Atuahene	2-5	1-1	1-2	0	0	6	3	1	1	0	23
Odufuwa	0-0	0-0	0-0	0	1	0	0	1	0	0	8
Seay	1-4	0-2	0-0	2	0	2	1	0	0	0	11
Claudino	0-2	0-0	0-0	0	0	0	0	1	0	0	5
Team				1				1			
<b>Totals</b>	<b>27-53</b>	<b>10-16</b>	<b>3-4</b>	<b>30</b>	<b>13</b>	<b>67</b>	<b>19</b>	<b>16</b>	<b>1</b>	<b>4</b>	<b>200</b>
	<b>FG%: .509</b>	<b>3PT%: .625</b>	<b>FT%: .750</b>								

#### Score by Periods:

Iowa	31	33	64
Arizona State	25	42	67

Attendance: 10,115

### (6) VIRGINIA TECH 69, IOWA 65 November 29, 2006, Cassell Coliseum, Blacksburg, VA

Iowa rallied in the closing minutes at Virginia Tech, only to see the effort come up short in a 69-65 loss to the Hokies Wednesday night in Blacksburg, VA. VA Tech used a 10-0 scoring run late in the first half to break an 18-18 tie and take a 30-21 at halftime.

The Hokies increased the advantage to as many as 16 points in the second half and led by 15 points with 4:43 before rallied. Taking advantage of missed free throws by VA Tech, Iowa cut the margin to five points with 55 seconds left and to four with 33 seconds to play. The Hokies made just enough free throws to hold on for the win.

Iowa shot 42.6% from the field, including 45% from three-point range and added 10-13 (76.9%) free throws. The Hawkeyes also won the rebounding battle by a 37-31 margin.

Turnovers proved to be the difference in the game. Virginia Tech forced 19 Iowa turnovers and scored 25 points off those mistakes. The Hokies had just eight turnovers and Iowa scored just six points following those errors.

Senior Adam Haluska once again led Iowa's scoring with 24 points, and he connected in 9-17 field goals overall and 5-10 three-pointers before leaving the game with 39 seconds remaining with a sprained ankle. Tony Freeman added 11 points and Justin Johnson scored nine, all on three-point baskets.

Freshman Tyler Smith and sophomore Cyrus Tate led Iowa on the boards, as each collected seven rebounds. Smith also added five assists and two steals, while Johnson added six rebounds and junior center Seth Gorney had five.

#### IOWA -- 65

Name	FG	3-PT	FT	RB	PF	TP	A	TO	BK	S	MN
Smith	2-13	0-3	3-4	7	4	7	5	2	0	2	32
Tate	1-4	0-0	2-2	7	2	4	2	3	1	0	24
Looby	2-6	0-0	2-3	4	3	6	0	0	3	0	29
Haluska	9-17	5-10	1-2	2	4	24	1	4	1	0	39
Johnson	3-4	3-4	0-0	6	2	9	2	2	0	0	31
Angle	0-1	0-0	0-0	1	4	0	0	1	0	0	3
Freeman	4-5	1-2	2-2	2	4	11	2	5	0	0	21
Wessels	0-1	0-1	0-0	0	0	0	0	0	0	1	2
Gorney	2-3	0-0	0-0	5	2	4	0	1	0	1	19
Team				3				1			
<b>Totals</b>	<b>23-54</b>	<b>9-20</b>	<b>10-13</b>	<b>37</b>	<b>25</b>	<b>65</b>	<b>12</b>	<b>19</b>	<b>5</b>	<b>4</b>	<b>200</b>
	<b>FG%: .426</b>	<b>FT%: .450</b>	<b>3PT%: .769</b>								

#### VIRGINIA TECH -- 69

Name	FG	3-PT	FT	RB	PF	TP	A	TO	BK	S	MN
Washington	2-7	1-1	4-9	7	2	9	1	1	0	1	26
Witcher	3-5	0-0	1-2	4	4	7	0	0	5	1	30
Diakite	3-4	0-0	0-0	1	2	6	0	1	1	0	19
Dowdell	6-14	2-3	4-6	4	1	18	4	2	0	2	36
Gordon	4-13	1-3	0-3	4	3	9	5	2	0	2	34
Munson	0-0	0-0	0-0	1	1	0	2	0	0	1	8
Krabbendam	1-1	0-0	0-0	0	1	2	0	0	0	0	3
Sailes	0-0	0-0	0-0	1	1	0	0	0	0	0	13
Collins	4-8	0-0	2-4	1	0	10	1	1	0	1	18
Vassallo	1-3	0-1	6-9	4	2	8	0	1	0	1	13
Team				4							
<b>Totals</b>	<b>24-55</b>	<b>4-8</b>	<b>17-33</b>	<b>31</b>	<b>17</b>	<b>69</b>	<b>13</b>	<b>8</b>	<b>6</b>	<b>9</b>	<b>200</b>
	<b>FG%: .436</b>	<b>3PT%: .500</b>	<b>FT%: .515</b>								

#### Score b Periods:

Iowa	21	44	65
Virginia Tech	30	39	69

Attendance: 9,847

## 2006-07 Game Summaries

### (7) IOWA 62, TEXAS-PAN AMERICAN 46 December 1, 2006, Carver-Hawkeye Arena, Iowa City, IA

Iowa guards Justin Johnson and Tony Freeman spurred a second half scoring spree that led Iowa to a 62-46 win over Texas-Pan American in the first round of the Hawkeye Challenge.

The Hawkeyes shot just 39.3% from the field in the opening 20 minutes and held just a 27-23 lead at the midway point. The Hawkeyes built as much as a seven point advantage in the first half, but could not pull away.

Johnson and Freeman each scored eight points in the second half as Iowa improved its shooting to 57.1% from the field. Iowa built its advantage to as many as 19 points in the late stages, making nine straight free throws in the second half until two misses in the final seconds.

Iowa held a slim 31-30 rebounding advantage and forced 19 turnovers while collecting 14 steals. The Hawkeyes had just 12 turnovers and held an 11-4 scoring advantage from the free throw line. For the game, Iowa shot 46.9% from the field, while holding UTPA to 42.2%.

Johnson led Iowa's scoring with 14 points, while Tyler Smith scored 12 and Freeman 10. Smith, Johnson and J.R. Angle each collected five rebounds, while Freeman and Adam Haluska each had five assists.

#### IOWA -- 62

Name	FG	3-PT	FT	RB	PF	TP	A	TO	BK	S	MN
Smith	6-11	0-0	0-1	5	2	12	3	3	0	4	30
Tate	2-3	0-0	2-2	3	2	6	1	1	0	2	22
Looby	1-3	0-0	2-4	2	4	4	0	2	2	2	18
Haluska	2-10	0-5	4-4	4	0	8	5	1	0	3	32
Johnson	5-11	4-6	0-0	5	1	14	0	3	0	1	30
Crawford	0-0	0-0	0-0	0	0	0	0	0	0	0	3
Angle	0-1	0-1	0-0	5	1	0	1	0	0	0	12
Freeman	4-6	1-2	1-2	1	2	10	5	1	0	2	25
Wessels	0-0	0-0	0-0	0	1	0	0	1	0	0	3
Bohall	0-0	0-0	0-2	0	0	0	0	0	0	0	1
Gorney	3-4	0-0	2-2	4	1	8	0	0	0	0	23
Team				2							
<b>Totals</b>	<b>23-49</b>	<b>5-14</b>	<b>11-17</b>	<b>31</b>	<b>14</b>	<b>62</b>	<b>15</b>	<b>12</b>	<b>2</b>	<b>14</b>	<b>200</b>
	FG%: .469		FT%: .357					3PT%: .647			

#### TX-PAN AMERICAN -- 46

Name	FG	3-PT	FT	RB	PF	TP	A	TO	BK	S	MN
Allgood	2-5	0-0	0-0	0	2	4	2	1	0	0	15
Lien	2-5	0-0	1-2	7	3	5	2	3	0	0	31
Stoll	1-5	1-5	0-0	5	5	3	4	7	0	0	28
Burrell	7-13	2-4	0-0	8	2	16	0	3	0	4	29
Shankle	3-8	0-5	0-0	1	2	6	2	1	0	1	34
Edwards	0-0	0-0	0-1	0	3	0	0	0	0	0	5
Chatman	2-5	1-4	0-0	2	0	5	0	0	0	0	16
Sheppard	0-0	0-0	0-0	0	1	0	1	1	0	1	12
Robinson	0-0	0-0	3-6	2	1	3	0	0	0	1	11
Trader	2-4	0-0	0-1	4	0	4	0	2	0	0	18
Team				1				1			
<b>Totals</b>	<b>19-45</b>	<b>4-18</b>	<b>4-10</b>	<b>30</b>	<b>19</b>	<b>46</b>	<b>11</b>	<b>19</b>	<b>0</b>	<b>7</b>	<b>200</b>
	FG%: .422		3PT%: .222					FT%: .400			

Score by Periods: Attendance: 10,113  
TX-Pan American 23 23 46  
Iowa 27 35 62

### (8) IOWA 83, COPPIN STATE 67 December 2 2006, Carver-Hawkeye Arena, Iowa City, IA

Senior guard Adam Haluska scored a career-high 31 points and just missed a triple double in leading the Hawkeyes to an 83-67 win over Coppin State in the title game of the Hawkeye Challenge. Haluska, who was named tournament MVP, hit 10-18 field goals, including 6-12 treys. He added 5-5 free throws, collected nine rebounds and a career-high nine assists and also had two steals.

The Hawkeyes shot 54% from the field in the first half, leading by as many as 16 points before taking a 38-24 halftime advantage. Coppin State fought back in the early portion of the second half, cutting Iowa's advantage to 48-46 with 12 minutes to play. The Hawkeyes still led by just two, 50-48, with 9:48 to play, when they used an 11-2 run over the next two minutes to regain control. Iowa built the advantage back to 16 points with four minutes to play to win their 24th title in the 25-year history of the event.

Haluska struggled with his shooting in the first half, hitting 3-8 shots and scoring just eight points. He caught fire in the second half with 23 points, including a four-point play when fouled while hitting a three-point shot. Freshman Tyler Smith added 16 points and Justin Johnson scored 13. Cyrus Tate led Iowa with nine rebounds and Tony Freeman collected five assists. Smith and Johnson joined Haluska on the all-tournament team.

#### COPPIN STATE -- 67

Name	FG	3-PT	FT	RB	PF	TP	A	TO	BK	S	MN
Harrison	4-7	0-0	5-6	3	3	13	2	1	0	0	29
Pressey	5-8	0-0	0-0	8	4	10	0	2	1	0	23
Roberts	5-16	2-6	4-5	3	2	16	3	3	0	1	34
McKee	6-15	1-6	5-7	9	2	18	3	6	0	1	39
Woodlin	0-0	0-0	0-0	1	4	0	0	0	0	1	22
Britt	0-2	0-1	0-0	1	0	0	0	1	0	1	10
Norwood	0-0	0-0	0-0	1	2	0	0	0	0	0	6
Conyers	1-4	0-1	0-0	1	3	2	1	1	0	1	12
Chesnut	1-1	0-0	0-1	1	3	2	0	0	1	0	11
Kennedy	2-4	2-4	0-0	1	2	6	0	0	0	0	14
Team				3							
<b>Totals</b>	<b>24-57</b>	<b>5-18</b>	<b>14-19</b>	<b>32</b>	<b>25</b>	<b>67</b>	<b>9</b>	<b>14</b>	<b>2</b>	<b>4</b>	<b>200</b>
	FG%: .421		FT%: .278					3PT%: .737			

#### IOWA -- 83

Name	FG	3-PT	FT	RB	PF	TP	A	TO	BK	S	MN
Smith	6-12	0-0	4-5	7	1	16	2	0	0	0	35
Tate	2-8	0-0	2-3	9	1	6	0	0	0	0	28
Looby	0-2	0-0	0-0	1	3	0	0	0	2	0	7
Haluska	10-18	6-12	5-5	9	3	31	9	1	0	3	27
Johnson	5-9	3-6	0-0	5	1	13	4	5	1	2	34
Angle	3-4	0-0	2-2	2	2	8	1	0	0	0	13
Freeman	1-6	1-5	3-4	2	1	6	5	2	0	1	25
Henderson	0-3	0-0	1-2	0	1	1	0	3	0	0	8
Gorney	1-1	0-0	0-0	3	4	2	1	1	0	0	13
Team				3							
<b>Totals</b>	<b>28-63</b>	<b>10-23</b>	<b>17-21</b>	<b>41</b>	<b>17</b>	<b>83</b>	<b>22</b>	<b>12</b>	<b>3</b>	<b>5</b>	<b>200</b>
	FG%: .444		3PT%: .435					FT%: .810			

Score by Periods: Attendance: 10,844  
Coppin State 24 32 67  
Iowa 38 45 83



### 2006-07 Game Summaries

#### (9) NORTHERN IOWA 57, IOWA 55 December 5, 2006, Carver-Hawkeye Arena, Iowa City, IA

Northern Iowa used a 17-4 scoring run over the final five minutes to take a 57-55 win in Iowa City Tuesday, ending Iowa's home winning streak at 21 games. Iowa led 51-40 with 5:31 remaining before the Panthers scored 13 straight points to take a 53-51 lead with 1:42 to play. Iowa tied the score on a basket by Adam Haluska with 1:24 to play and tied the game at 55-55 on a basket by Tyler Smith with 52 seconds remaining. Northern Iowa's final basket came with 32 seconds to play. The Hawkeyes then missed two shots, including a three-point attempt in the closing seconds.

After falling behind 5-2 in the opening minutes, Iowa controlled the game until the final five minutes. The Hawkeyes led 28-18 at halftime and led by as many as 13 points in the second half. Iowa did not shoot well from the field, connecting on just 34.9% of its field goals. Northern Iowa, after shooting just 23/8% in the first half, shot 44.4% from the field in the final 20 minutes to raise its percentage to 35.4% for the game.

The difference came at the free throw line and on the backboards. Northern Iowa made 21-29 free throw attempts, compared to just 5-7 for Iowa. UNI held a 44-34 rebounding advantage. Iowa was guilty of just 10 turnovers, compared to 15 for Northern Iowa.

Freshman Tyler Smith led Iowa's scoring with 20 points and he added six rebounds. Tony Freeman added 11 points and four assists and Seth Gorney led Iowa with nine rebounds.

#### NORTHERN IOWA -- 57

Name	FG	3-PT	FT	RB	PF	TP	A	TO	BK	S	MN
Stout	5-10	1-2	1-3	7	3	12	0	3	20	0	27
Coleman	6-16	0-0	9-11	15	1	21	1	0	3	0	37
Josten	1-4	0-0	4-4	0	1	6	2	1	0	0	35
Brown	3-7	1-3	0-0	3	4	7	0	4	0	0	33
McKowen	1-7	0-3	5-8	9	3	7	7	4	0	3	38
Jones	0-0	0-0	0-0	0	0	0	0	0	0	0	3
Ahelegbe	0-0	0-0	0-0	1	0	0	0	0	0	0	8
Viet	0-1	0-1	0-1	0	0	0	0	0	0	0	3
Koch	0-0	0-0	0-0	1	0	0	0	1	0	0	4
Eglseder	1-3	0-0	2-2	5	2	4	0	2	3	0	12
Team				3							
<b>Totals</b>	<b>17-48</b>	<b>2-9</b>	<b>21-29</b>	<b>44</b>	<b>14</b>	<b>57</b>	<b>10</b>	<b>15</b>	<b>8</b>	<b>3</b>	<b>200</b>
	<b>FG%: .354</b>	<b>FT%: .222</b>	<b>3PT%: .724</b>								

#### IOWA -- 55

Name	FG	3-PT	FT	RB	PF	TP	A	TO	BK	S	MN
Smith	9-15	1-3	1-3	6	5	20	1	4	0	0	36
Tate	1-8	0-0	0-0	4	4	2	1	1	0	0	26
Looby	0-1	0-0	0-0	4	4	0	0	0	0	0	14
Haluska	3-10	1-3	2-2	3	3	9	3	1	0	2	33
Johnson	1-5	1-2	0-0	0	2	3	0	1	0	0	10
Angle	0-1	0-1	2-2	0	1	2	0	0	0	1	11
Freeman	4-9	3-5	0-0	4	4	11	4	2	0	1	29
Henderson	0-1	0-0	0-0	0	0	0	2	1	0	0	11
Gorney	4-13	0-0	0-0	9	1	8	0	0	0	1	30
Team				4							
<b>Totals</b>	<b>22-63</b>	<b>6-14</b>	<b>5-7</b>	<b>34</b>	<b>24</b>	<b>55</b>	<b>11</b>	<b>10</b>	<b>0</b>	<b>5</b>	<b>200</b>
	<b>FG%: .349</b>	<b>3PT%: .429</b>	<b>FT%: .714</b>								

#### Score by Periods:

Northern Iowa	18	39	57
Iowa	28	27	55

Attendance: 11,047

#### (10) IOWA 77, IOWA STATE 59 December 5, 2006, Carver-Hawkeye Arena, Iowa City, IA

Iowa's defense held Iowa State to 38.6% shooting from the field and forced 26 turnovers as the Hawkeyes defeated the Cyclones 77-59 in Iowa City. Iowa scored the first four points of the game, led 9-3 after four minutes and never trailed. Iowa shot 50% from the field in the first half, including 66.7% (4-6) from three-point range. The Hawkeyes led 42-30 at intermission after leading by as many as 17 in the first half.

The Hawkeyes built a 46-30 advantage early in the second half before Iowa State rallied to within eight points, 46-38. A three-point basket by Adam Haluska helped Iowa regain the momentum as the Hawkeyes used a 15-3 scoring run to build a comfortable 59-41 advantage with eight minutes to play.

Iowa shot 45.9% from the field for the game, including 75% (6-8) from three-point range, and added 15-19 (78.9%) free throws. The Hawkeyes collected 17 assists and 13 steals while committing just 12 turnovers.

Haluska led Iowa's scoring with 18 points. Freshman Tyler Smith added 16 and Tony Freeman scored 11. Kurt Looby led Iowa with six rebounds, Smith collected a career-high six assists and Freeman led the Hawkeyes with three steals.

#### IOWA STATE -- 59

Name	FG	3-PT	FT	RB	PF	TP	A	TO	BK	S	MN
Clark	1-5	1-4	0-0	11	2	3	2	1	1	1	35
Gray	1-3	0-0	0-0	5	2	2	1	0	1	0	16
Johnson	6-11	0-2	1-3	9	4	13	0	5	2	1	26
Taylor	4-15	3-9	2-2	0	2	13	5	8	0	2	34
McIntosh	0-0	0-0	0-0	1	2	0	0	3	0	0	13
Dunson	4-9	2-4	0-0	1	2	10	2	2	0	2	33
Jacobson	1-1	1-1	0-0	0	0	3	0	0	0	0	2
Currie	0-0	0-0	0-0	0	0	0	0	0	0	0	1
Ceaser	0-0	0-0	0-0	0	0	0	1	0	0	0	2
Johnson	2-4	0-0	0-0	2	0	4	0	2	0	0	9
Hubalek	3-9	2-4	2-4	8	5	10	0	4	1	0	24
Bergstrom	0-0	0-0	0-0	0	0	0	0	1	0	0	1
Streff	0-0	0-0	0-0	1	0	0	0	0	0	0	2
Smith	0-0	0-0	1-2	0	0	1	0	0	0	0	2
Team				5							
<b>Totals</b>	<b>22-57</b>	<b>9-24</b>	<b>6-11</b>	<b>43</b>	<b>19</b>	<b>59</b>	<b>11</b>	<b>26</b>	<b>5</b>	<b>6</b>	<b>200</b>
	<b>FG%: .386</b>	<b>FT%: .375</b>	<b>3PT%: .545</b>								

#### IOWA -- 77

Name	FG	3-PT	FT	RB	PF	TP	A	TO	BK	S	MN
Angle	2-2	1-1	0-0	2	4	5	0	1	0	1	15
Gorney	3-5	0-0	0-0	4	4	6	1	0	1	1	17
Haluska	5-14	2-4	6-7	4	0	18	1	1	2	2	33
Freeman	5-7	1-1	0-0	2	1	11	5	3	0	3	23
Smith	6-15	0-0	4-6	2	0	16	6	2	0	1	31
Crawford	0-1	0-0	0-0	0	1	0	0	0	0	0	2
Adams	0-0	0-0	0-0	0	0	0	0	0	0	0	1
Wessels	0-0	0-0	0-0	0	0	0	0	0	0	0	2
Bohall	0-0	0-0	0-0	0	0	0	0	0	0	0	2
Johnson	2-5	2-2	0-0	1	0	6	1	0	1	0	20
Henderson	3-5	0-0	2-2	0	2	8	1	5	0	1	15
Tate	0-3	0-0	2-2	3	2	2	2	-	1	2	21
Looby	2-4	0-0	1-2	6	4	5	0	0	1	2	19
Team				7							
<b>Totals</b>	<b>28-61</b>	<b>6-8</b>	<b>15-19</b>	<b>31</b>	<b>18</b>	<b>77</b>	<b>17</b>	<b>12</b>	<b>6</b>	<b>13</b>	<b>200</b>
	<b>FG%: .349</b>	<b>3PT%: .429</b>	<b>FT%: .714</b>								

#### Score by Periods:

Iowa State	30	29	59
Iowa	42	35	77

Attendance: 14,577

## 2006-07 Game Summaries

### (11) DRAKE 75, IOWA 59 December 16, 2006, Knapp Center, Des Moines, IA

Drake University used a strong shooting night from the field and a large rebounding advantage to defeat Iowa 75-59 in Des Moines, ending a 27-game losing streak in the series. The Bulldogs won their sixth straight game as Iowa lost for the first time in the Knapp Center after seven straight wins.

The Hawkeyes played well in the early going, hitting eight of their first 12 field goal attempts. The score was tied at 22-22 before Drake used a 13-2 run over a three minute span to gain control. Drake eventually built a 38-28 advantage at the break.

Drake built the advantage to 15 points with 13 minutes to play before Iowa rallied behind the outside shooting of Justin Johnson. Johnson hit three consecutive three-pointers within one minute to cut the deficit to 53-45 with 10 minutes remaining. Drake was able to pick up the defensive pressure from there, holding Iowa scoreless for just over five minutes in rebuilding the margin to 63-45 with five minutes remaining.

Drake shot 53.1% from the field and held a 41-23 rebounding advantage while playing in front of the largest crowd ever (7,268) at the Knapp Center.

Adam Haluska led Iowa with 21 points and seven rebounds. Freshman Tyler Smith added 16 points and five rebounds and Johnson ended the game with 12 points, hitting 4-5 three-pointers. Iowa shot just 39.2% from the field and was outscored 18-10 at the free throw line.

#### IOWA -- 59

Name	FG	3-PT	FT	RB	PF	TP	A	TO	BK	S	MN
Angle	0-2	0-0	0-0	1	3	0	1	1	0	0	18
Smith	6-15	1-3	3-5	5	3	16	0	4	0	1	30
Gorney	1-1	0-0	0-1	5	4	2	2	1	0	0	19
Haluska	5-15	4-10	7-8	7	2	21	1	3	0	3	36
Freeman	2-9	0-5	0-0	1	1	4	3	0	0	1	28
Crawford	0-0	0-0	0-0	0	0	0	0	0	0	0	1
Wessels	0-0	0-0	0-0	0	0	0	0	0	0	0	1
Johnson	4-5	4-5	0-0	0	1	12	0	1	0	0	16
Henderson	1-3	0-0	0-0	0	2	2	2	3	0	1	26
Tate	0-0	0-0	0-0	1	4	0	1	3	0	1	7
Looby	1-1	0-0	0-0	0	5	2	1	0	1	1	18
Team				3							
<b>Totals</b>	<b>20-51</b>	<b>9-23</b>	<b>10-14</b>	<b>23</b>	<b>25</b>	<b>59</b>	<b>11</b>	<b>15</b>	<b>1</b>	<b>7</b>	<b>200</b>
	<b>FG%: .392</b>	<b>3PT%: .391</b>	<b>FT%: .714</b>								

#### DRAKE -- 75

Name	FG	3-PT	FT	RB	PF	TP	A	TO	BK	S	MN
Korver	0-2	0-2	0-0	2	2	0	1	1	0	1	24
Calvin	8-13	1-2	4-6	13	3	21	1	5	0	0	32
Keita	3-5	0-0	4-6	8	0	10	0	0	2	1	15
Stewart	2-3	0-0	1-4	2	2	5	6	5	0	1	28
Grant	6-8	0-1	7-9	4	4	19	1	3	0	2	26
Bryant	4-6	4-5	1-2	5	0	13	0	1	0	0	14
Houston	2-4	0-2	1-2	3	2	5	1	0	0	1	23
Emmenecker	0-2	0-1	0-0	1	0	0	2	2	0	2	12
Young	0-4	0-2	0-0	1	3	0	1	0	0	0	15
Cox	1-2	0-0	0-0	1	1	2	0	0	1	0	11
Team				1							
<b>Totals</b>	<b>26-49</b>	<b>5-15</b>	<b>18-29</b>	<b>41</b>	<b>17</b>	<b>75</b>	<b>13</b>	<b>17</b>	<b>3</b>	<b>8</b>	<b>200</b>
	<b>FG%: .531</b>	<b>3PT%: .333</b>	<b>FT%: .621</b>								

Score by Periods: Attendance: 7,268  
Iowa 28 31 59  
Drake 38 37 75

### (12) IOWA 101, GEORGIA STATE 59 December 20, 2006, Carver-Hawkeye Arena, Iowa City, IA

Iowa used a solid shooting performance and a strong all-around game in defeating Georgia State 101-59 in Iowa City. A three-point basket by Adam Haluska gave Iowa a 17-15 advantage with 12:30 left in the opening half, and the Hawkeyes were in control from there. Haluska's basket began a 13-2 scoring run that gave Iowa a 27-15 lead with nine minutes remaining. He added another three-pointer in the final seconds to give Iowa its biggest advantage, 49-29, at the break. Iowa scored the first seven points of the second half and was never threatened, leading by as many as 50 points.

Iowa played well in nearly every phase of the game. The Hawkeyes shot 52.9% from the field, including 52.4% (11-21) from three-point range. Iowa held Georgia State to 34.5% shooting and won the rebounding battle 44-35. Iowa also forced 25 turnovers and collected 26 assists.

Haluska led Iowa with a career-best 36 points, hitting 13-19 field goals, 6-11 three-pointers and all four of his free throws. The 36 points matches the highest scoring total by an Iowa player in Carver-Hawkeye Arena, which opened in 1983.

Freshman Tyler Smith added 15 points, five rebounds, five assists and two steals. Tony Freeman added 12 points and Kurt Looby led both teams with 12 rebounds. Mike Henderson, in his first start of the year, added eight points and a career-best nine assists.

#### GEORGIA STATE -- 59

Name	FG	3-PT	FT	RB	PF	TP	A	TO	BK	S	MN
Chase	4-9	2-2	0-0	5	2	10	2	2	0	0	23
Perique	2-5	0-0	0-1	4	0	4	1	6	0	1	26
Goldston	0-3	0-3	0-0	1	1	0	3	2	0	1	18
McBride	3-10	1-7	2-2	0	1	9	0	2	1	1	22
Mendez	3-9	2-5	2-3	3	3	10	1	3	0	0	32
Mitchell	1-3	0-2	0-0	1	1	2	3	0	0	0	10
Moynihan	0-1	0-0	0-0	1	0	0	0	0	0	0	2
Larris	1-3	1-2	4-4	1	0	7	1	3	0	1	17
Krubally	1-1	0-0	0-0	0	0	2	0	0	0	0	0+
Cartwright	0-4	0-1	2-4	3	2	2	1	1	0	1	11
Billingslea	2-2	0-0	3-9	4	5	7	1	2	0	0	18
Lott	0-1	0-1	2-2	1	0	2	0	1	0	0	6
Dickerson	0-0	0-0	0-0	2	4	0	0	2	1	0	5
Turner	2-4	0-0	0-0	3	0	4	0	1	0	0	10
Team				6							
<b>Totals</b>	<b>19-55</b>	<b>6-23</b>	<b>15-25</b>	<b>35</b>	<b>19</b>	<b>59</b>	<b>13</b>	<b>25</b>	<b>2</b>	<b>5</b>	<b>200</b>
	<b>FG%: .345</b>	<b>3PT%: .261</b>	<b>FT%: .600</b>								

#### IOWA -- 101

Name	FG	3-PT	FT	RB	PF	TP	A	TO	BK	S	MN
Smith	6-11	0-0	3-4	5	3	15	5	3	0	2	28
Tate	0-1	0-0	2-3	2	5	2	0	2	0	0	12
Gorney	4-4	0-0	0-0	5	3	8	1	1	0	0	16
Haluska	13-19	6-11	4-4	1	0	36	4	0	0	2	28
Henderson	2-4	0-0	4-6	4	2	8	9	3	0	1	30
Crawford	1-4	0-0	0-1	1	1	2	0	0	0	0	4
Adams	0-1	0-0	0-0	1	0	0	0	1	0	0	2
Angle	2-2	0-0	0-0	2	3	4	0	0	0	2	12
Freeman	4-7	3-4	1-1	3	0	12	2	1	0	0	22
Wessels	0-1	0-1	0-0	0	2	0	0	0	0	0	5
Bohall	0-0	0-0	0-0	0	0	0	0	0	0	0	4
Johnson	2-8	2-5	2-2	6	2	8	4	0	0	0	23
Looby	2-6	0-0	2-4	12	1	6	1	3	4	2	14
Team				2							
<b>Totals</b>	<b>36-68</b>	<b>11-21</b>	<b>18-25</b>	<b>44</b>	<b>22</b>	<b>101</b>	<b>26</b>	<b>14</b>	<b>4</b>	<b>9</b>	<b>200</b>
	<b>FG%: .529</b>	<b>3PT%: .524</b>	<b>FT%: .720</b>								

Score by Periods: Attendance: 9,024  
Georgia State 29 30 59  
Iowa 49 52 101