

M 2012-13 MICHIGAN WOMEN'S BASKETBALL

ATHLETIC MEDIA RELATIONS • 1100 SOUTH STATE STREET • ANN ARBOR, MICHIGAN • OFFICE (734) 763-4423 • FAX (734) 647-1188 • MGOBLUE.COM

Women's Basketball Contact: Sarah VanMetre • vanmetre@umich.edu • Direct (734) 647-4209

2012-13 SCHEDULE/RESULTS

OVERALL: 16-3 HOME: 10-2 AWAY: 6-1
BIG TEN: 5-1 HOME: 2-1 AWAY: 3-0

NOVEMBER

2 SLIPPERY ROCK (EXH.) W, 106-35
9 DETROIT W, 70-62
12 at Xavier W, 62-53
16 at Utah L, 40-59
19 SETON HALL W, 72-29
23 HARVARD W, 72-61
24 BOSTON UNIVERSITY W, 67-58
28 NO. 4 DUKE% L, 54-71

DECEMBER

1 FLORIDA W, 59-53
5 at Illinois State W, 56-43
11 at Eastern Michigan W, 55-43
15 WESTERN MICHIGAN W, 60-41
20 VALPARAISO W, 73-32
29 NIAGARA W, 82-44

JANUARY

3 INDIANA* W, 65-48
6 at Iowa* W, 68-64
13 WISCONSIN* W, 54-43
17 at Northwestern* W, 67-53
21 PENN STATE* L, 49-59
24 at Indiana* W, 61-43
27 IOWA* 2 P.M.
31 at Minnesota* 7 p.m.

FEBRUARY

4 at Michigan State* 7:30 p.m.
7 ILLINOIS* 7 P.M.
10 at Purdue* 12 p.m.
16 MICHIGAN STATE* 12 P.M.
21 NEBRASKA* 7 P.M.
24 at Penn State* 1 p.m.
28 NORTHWESTERN* TBA

MARCH

3 at Ohio State* TBA

BIG TEN TOURNAMENT

7 First Round ^ TBA
8 Quarterfinals ^ TBA
9 Semifinals ^ TBA
10 Championship ^ 4 p.m.

NCAA TOURNAMENT

23-24 First Round TBA
25-26 Second Round TBA
30-31 Sweet 16 TBA

APRIL

NCAA TOURNAMENT

1-2 Elite Eight TBA
7 Final Four TBA
9 National Championship TBA

Home games in **BOLD CAPS**

* denotes Big Ten Conference game

% denotes ACC/Big Ten Challenge

^ games played in Hoffman Estates, Ill.

All times are site times

NO. 23 WOLVERINES LOOK FOR SEASON SWEEP OF IOWA



Michigan Wolverines
(16-3, 5-1 B1G)

#23 MICHIGAN VS. IOWA

SUNDAY, JAN. 27 -- ANN ARBOR, MICH. (CRISLER CENTER), 2 P.M.

Radio: WTKA (AM 1050) -- Matt Park (play-by-play)

Internet: MGoBlue.com -- live audio and statistics



Iowa Hawkeyes
(15-5, 4-2 B1G)

TOP STORYLINES

► No. 23 Michigan looks for the season sweep of Iowa in today's contest after recording a 68-64 win in Iowa City earlier this season on Jan. 6.

► U-M is tied with Purdue for second place in the Big Ten with a 5-1 record.

► Michigan remained in the Associated Press poll this week, moving up to No. 23 with 142 points. The Wolverines stayed right outside of the top 25 in the coaches poll, totaling 27 points -- the most of any team receiving votes.

► Michigan features three double-digit scorers in the senior trio of **Kate Thompson** (15.3 ppg), **Rachel Sheffer** (13.2 ppg) and **Jenny Ryan** (11.1 ppg). Thompson has scored in double figures 15 times, with Sheffer going for at least 10 in 12 games and Ryan scoring in double-figures 11 times.

► Michigan's senior class of **Jenny Ryan**, **Sam Arnold**, **Nya Jordan**, **Rachel Sheffer** and **Kate Thompson** is accounting for 82 percent of Michigan's offense. The quintet has scored 964 of Michigan's 1,186 points on the season.

► Michigan is looking for its first season sweep of Iowa since the 2009-10 season. U-M has swept the season series from the Hawkeyes three times in program history.

SERIES INFORMATION

Iowa
Iowa leads, 44-15

Last Five Meetings

Date	H/A/N	Result
1/7/10	H	W, 63-46
1/2/11	A	W, 60-53
2/16/12	H	L, 58-57
2/26/12	A	L, 79-71
1/6/13	A	W, 68-64

ON THE INTERNET ...

MGOBLUE.COM



ON FACEBOOK ...
"MICHIGAN WOMEN'S BASKETBALL"



ON TWITTER ...
@UMICHWBBALL

PROBABLE WOLVERINE STARTERS*

#	POS	YR	PLAYER	PPG	RPG	FG%	WORTH NOTING
44	F	Sr.	Rachel Sheffer	13.2	6.1	.478	39 total points last two games
24	G	Sr.	Jenny Ryan	11.1	4.6	.417	Moved into 2nd place on career steals list (267)
14	G	So.	Nicole Elmblad	4.8	6.3	.347	Playing 31.7 minutes per game
12	G	Sr.	Kate Thompson	15.3	4.6	.444	15 games with at least three three-pointers
21	F	Sr.	Nya Jordan	6.3	6.4	.494	Double-double (10 p, 11 r) vs. IU (1/24/13)

* Based on last game played















OFF THE BENCH

#	POS	YR	PLAYER	PPG	RPG	FG%	WORTH NOTING
1	G	So.	Brenae Harris	3.8	1.4	.448	Started first six games
5	G	Fr.	Madison Ristovski	2.7	1.1	.391	Playing 15.4 minutes per game
11	F	Sr.	Sam Arnold	5.2	2.1	.635	Scored at least 10 points three times

TALE OF THE TAPE

TEAM	GAMES	FG-FGA	PCT.	3F-3PA	PCT.	FT-FTA	PCT.	O-D	TOT	AVG.	FOUL	DQ	AST	AVG TO	BLK	STL	PTS	AVG	
Michigan	19	441-975	.452	130-340	.382	174-239	.728	189-502	691	36.4	199	3	278	14.6	277	59	125	1186	62.4
Iowa	20	500-1150	.435	113-324	.349	287-374	.767	240-561	801	40.0	335	3	330	16.5	325	115	138	1400	70.0

2012-13 WOLVERINES

<p>Brenae Harris</p>  <p>1 So./So. G</p>	<p>Kelsey Mitchell</p>  <p>3 Fr./Fr. F</p>	<p>Madison Ristovski</p>  <p>5 Fr./Fr. G</p>	<p>Sam Arnold</p>  <p>11 Sr./Sr. F</p>	<p>Kate Thompson</p>  <p>12 Sr./Sr. G</p>	<p>Nicole Elmlad</p>  <p>14 So./So. G</p>
<p>Nya Jordan</p>  <p>21 Sr./Sr. G</p>	<p>Cyeshia Goree</p>  <p>22 So./So. F</p>	<p>Jenny Ryan</p>  <p>24 Sr./Sr. G</p>	<p>Rebecca Lyttle</p>  <p>32 Fr./Fr. F</p>	<p>Val Driscoll</p>  <p>34 Jr./Jr. F/C</p>	<p>Rachel Sheffer</p>  <p>44 Sr./Sr. F</p>
<p>Kendra Seto</p>  <p>54 Sr./Jr. F/C</p>					<p>Kim Barnes Arico</p>  <p>HC</p>

No.	Name	Pos.	Ht.	Yr./Elig.	Hometown/High School (Last College)
1	Brenae Harris	G	5-10	So./So.	Marion, Ohio/Marion Harding
3	Kelsey Mitchell	F	6-0	Fr./Fr.	Detroit, Mich./Inkster
5	Madison Ristovski	G	5-10	Fr./Fr.	Sterling Heights, Mich./University Liggett
11	Sam Arnold	F	6-4	Sr./Sr.	Medinah, Ill./Lake Park
12	Kate Thompson	G	6-4	Sr./Sr.	Plymouth, Minn./Wayzata
14	Nicole Elmlad	G	5-11	So./So.	St. Ignace, Mich./LaSalle
21	Nya Jordan	G	6-0	Sr./Sr.	Detroit, Mich./Detroit Community
22	Cyeshia Goree	F	6-3	So./So.	Grand Rapids, Mich./Wyoming Park
24	Jenny Ryan	G	5-9	Sr./Sr.	Saginaw, Mich./Saginaw Nouvel Catholic Central
32	Rebecca Lyttle	F	6-0	Fr./Fr.	Miramar, Fla./Hollywood Christian
34	Val Driscoll	C/F	6-4	Jr./Jr.	Stoughton, Mass./Archbishop Williams
44	Rachel Sheffer	F	6-1	Sr./Sr.	Watervliet, Mich./Watervliet
54	Kendra Seto	F/C	6-1	Sr./Jr.	Osahwa, Ontario/Eastdale C.V.I. (Vermont)

Roster Breakdown

By Class

Seniors (5): Arnold, Sheffer, Ryan, Thompson, Jordan
Juniors (2): Seto, Driscoll
Sophomores (3): Harris, Elmlad, Goree
Freshmen (3): Ristovski, Lyttle, Mitchell

By Position

Guards (6): Elmlad, Harris, Jordan, Ristovski, Ryan, Thompson
Forwards (7): Arnold, Driscoll, Goree, Lyttle, Mitchell, Seto, Sheffer

Pronunciation

Arico -- a-REE-co
 Goree -- GORE-ee
 Seto -- SEE-toe

Head Coach: Kim Barnes Arico

Assistant Coaches: Chester Nichols, Melanie Moore, Joy McCorvey

Director of Basketball Operations: Amy Mulligan

Video Coordinator: Drew Markowitz

Administrative Specialist: Liz Repella

PLAYER & TEAM NOTES

THE NATIONAL POLLS

AP Poll

Rank	Team	Record	Pts
1	Baylor (35)	16-1	992
2	Notre Dame	16-1	947
3	Connecticut (2)	16-1	914
4	Duke (3)	16-0	907
5	Kentucky	18-1	819
6	Stanford	16-2	799
7	California	15-2	756
8	Penn State	14-2	722
9	Tennessee	15-3	678
10	Maryland	15-3	634
11	North Carolina	18-1	614
12	Oklahoma State	14-2	442
13	Louisville	15-4	413
14	Georgia	16-3	405
15	Purdue	15-3	387
16	Texas A&M	14-5	371
17	Dayton	15-1	343
18	South Carolina	16-3	341
19	UCLA	13-4	315
20	Colorado	15-2	279
20	Oklahoma	15-3	279
22	Florida State	15-3	227
23	Michigan	15-2	142
24	Iowa State	13-3	125
25	Michigan State	16-2	60

Others Receiving Votes: Syracuse 25, Villanova 16, Kansas 14, UTEP 8, Delaware 7, Arkansas 5, Iowa 4, Texas Tech 3, Vanderbilt 3, Nebraska 2, Miami (FL) 1, Green Bay 1

USA Today Coaches Poll

Rank	Team	Record	Points
1	Baylor (25)	16-1	767
2	Connecticut (5)	17-1	744
3	Notre Dame (1)	16-1	719
4	Kentucky	18-1	662
5	Duke	16-1	642
6	Stanford	16-2	619
7	California	15-2	580
8	Penn State	15-2	551
9	Tennessee	15-3	528
10	Maryland	15-3	498
11	Oklahoma State	14-2	407
12	Louisville	15-4	363
13	Purdue	15-3	334
14	South Carolina	16-3	332
14	Georgia	16-3	332
16	Dayton	15-1	323
16	North Carolina	18-1	323
18	Texas A&M	14-5	275
19	Oklahoma	15-3	273
20	UCLA	13-4	221
21	Florida State	15-3	129
22	Syracuse	15-2	117
23	Colorado	15-2	113
24	Iowa State	13-3	94
25	Villanova	15-2	38

Others Receiving Votes: Michigan 27, Kansas 20, Nebraska 11, Middle Tennessee 7, Vanderbilt 4, Iowa 4, DePaul 3, Florida 3, Michigan State 3, Miami (FL) 2, Green Bay 2, Delaware 2, UTEP 2, Pacific 1

Last Time Out

No. 23 Michigan (16-3, 5-1 Big Ten) had a quartet of scorers in double-figures, led by senior **Rachel Sheffer's** 19 points and senior **Nya Jordan's** double-double of 10 points and 11 rebounds, in a 61-43 win at Indiana on Thursday (Jan. 24). Fellow seniors **Kate Thompson** (13 points) and **Jenny Ryan** (10 points) also reached double digits as Michigan opened up a 24-point lead at the 11:07 mark in the second half en route to the 18-point lead. Senior **Sam Arnold** chipped in seven points as all but two of Michigan's points were scored by its senior class. With the victory, U-M swept the season series from Indiana and has won six straight against the Hoosiers.

Staying in the Poll

Michigan remained in the Associated Press poll for the second straight week, moving up from No. 25 to No. 23 with 142 points. It is the first time since Dec. 31, 2001 and Jan. 7, 2002, that Michigan has been ranked for two consecutive weeks. This week marks U-M's 16th appearance in the AP poll, with 10 of those coming during the 2001-02 season. The Wolverines also received 27 points in the coaches poll, the most of any team receiving votes.

Looking at Iowa

Iowa (15-5, 4-2 Big Ten) has won two in a row, defeating No. 11 Purdue (62-46) and Wisconsin (71-6) in its last two contests. Senior Morgan Johnson paces the Iowa offense, scoring 16.2 points and grabbing 7.6 rebounds per game. Senior Jaime Printy is Iowa's other double-figure scorer, going for 14.3 points per game. Iowa shoots 43.5 percent from the floor, while ranking second in the Big Ten in assists per game at 16.5. Head coach Lisa Bluder is in her 12th year at Iowa, holding a 601-291 overall record and a 245-149 mark in Iowa City.

The Series

Iowa leads the all-time series against Michigan, 44-15, but the Wolverines knocked off the Hawkeyes (68-64) in Iowa City earlier this season (Jan. 6). Senior **Rachel Sheffer** scored a career-best 26 points on 9-for-13 shooting, while senior **Kate Thompson** added 19 points, including five first-half three-pointers. After Michigan took its largest lead of 13 points with 6:19 remaining, the Wolverines withstood a 15-4 run by Iowa en route to the four-point win. U-M out-rebounded Iowa, 35-32, and shot 50 percent from the floor (24-for-48), compared to 37.1 percent (23-for-62) for the hosts.

Sheffer Hits 1,000 Points

With 20 points against No. 8 Penn State on Monday (Jan. 21), senior **Rachel Sheffer** became the 23rd 1,000-point scorer in Michigan history. She now has 1,031 career points, which puts her at No. 22 on the all-time list. **Carmen Reynolds** was the last Wolverine to eclipse the 1,000-point mark, coming against Illinois on Dec. 30, 2011.

It's All in the Balance

Michigan is 10-0 this season when seniors **Rachel Sheffer** and **Kate Thompson** each reach double figures in scoring in the same game. Thompson has reached double-figures in 15 games, with Sheffer going for at least 10 in 12 games. When senior **Jenny Ryan** joins Sheffer and Thompson in double figures, the Wolverines are 7-0 (Detroit, Seton Hall, Boston, Harvard, Illinois State, Valparaiso, Indiana).

Four In Double Figures

For the first time since knocking off Valparaiso, 73-32, on Dec. 20, Michigan had four players reach double-figures in Thursday's (Jan. 24) 61-43 win at Indiana. Four of Michigan's five-member senior class reached the 10-point plateau, led by **Rachel Sheffer's** 19 points. **Nya Jordan** went for a double-double with 10 points and 11 rebounds, while **Kate Thompson** had 13 and **Jenny Ryan** chipped in 10 points. It was the third time this season that the Maize and Blue had four in double figures (Detroit, Valparaiso).

Getting It Done in the Big Ten

Michigan is tied for second in the Big Ten with Purdue after six games. U-M opened Big Ten play at 4-0 for the first time in school history and currently sits at 5-1 after Thursday's (Jan. 24) win at Indiana. Michigan is holding Big Ten opponents to just 51.7 points per game in conference play, the best in the league. Senior **Kate Thompson** leads the conference in three-pointers per game (3.3) and senior Nya Jordan is tops in the conference in field goal percentage (.559) in Big Ten games.

Raining Three's

Senior **Kate Thompson** has continued her hot shooting from behind the arc, hitting a school-record seven three-pointers in a 67-53 win at Northwestern (Jan. 17). The senior had tied the school mark twice this season with six treys against Harvard and Valparaiso before going for seven in U-M's last game. Thompson has 72 three-pointers on the season, the second-best single-season total in Michigan history. She is up to 160 in her career, ranking fourth at U-M. Thompson will move into third place with four more three-pointers.

Rebound Rebound Rebound

An emphasis for head coach **Kim Barnes Arico** in her first year at Michigan has been rebounding. U-M has responded, averaging 36.3 rebounds per contest compared to last season's 33.8. The Wolverines have out-rebounded their opponent 12 times through 19 games this season after out-rebounding just 11 opponents in 32 contests in 2011-12. Michigan's rebounding margin this season is +5.4, compared to -3.9 last season.

KBA Leaving Her Mark

First-year head coach **Kim Barnes Arico** has already left her mark on the Wolverines, helping the Maize and Blue to its best start in program history (16-3) and tying the program mark for longest winning streak (10 games). Her 16 wins is already the second-best total by a first-year head coach in Michigan history. With wins in her first two career Big Ten games, she became the first coach in program history to win their first two conference games. Following is a breakdown of first-year head coaches in Michigan history:

Coach	Year	Record
Kim Barnes Arico	2012-13	16-3
Kevin Borseth	2007-08	19-14
Cheryl Burnett	2003-04	14-17
Sue Guevera	1996-97	15-11
Trish Roberts	1992-93	2-25
Bud VanDeWege	1984-85	7-21
Gloria Soluk	1977-78	8-16
Carmel Borders	1974-75	3-7
Vic Katch	1973-74	3-8



PLAYER & TEAM NOTES

Shooting the Rock

Michigan continues to rank among the best in the country at shooting the ball, both from the field and from three-point range. U-M ranks 13th nationally in field goal percentage (.452) and fifth in three-point field goal percentage (.382). Senior **Kate Thompson** leads the way for U-M, ranking second in the country in three-point field goals per game (3.79) and fifth in three-point field goal percentage (.456). Michigan has shot at least 50 percent from the floor in seven games, going a perfect 7-0 in those contests.

Ryan Does It All

Senior **Jenny Ryan** almost recorded the first triple-double in Michigan history against Indiana (Jan. 3), scoring 11 points with nine assists and eight rebounds. With six points, seven assists, five rebounds and a steal at Northwestern (Jan. 17), Ryan has now handed out at least five assists in 10 of Michigan's last 11 games, including at least seven dimes six times. The senior captain has also been a difference-maker on defense, recording at least three steals in five of U-M's last seven contests. On the season, Ryan leads U-M in minutes played (691), assists (97) and steals (39). For her career, Ryan ranks second all-time in assists (416) and steals (267).

Seniors Lead the Way

Michigan's senior class of **Jenny Ryan, Rachel Sheffer, Nya Jordan, Kate Thompson** and **Sam Arnold** have led the way for Michigan all season. The quintet has combined for 964 of Michigan's 1,186 points, accounting for 81 percent of U-M's scoring this season. A senior has led Michigan in scoring in all 19 games this season and the five players have combined to score in double-figures 46 times. In U-M's most recent win at Indiana (Jan. 24), the senior class accounted for all but two of Michigan's 61 points.

Getting Defensive

Michigan has turned it up on the defensive end since allowing a season-high 71 points to No. 4 Duke (Nov. 28). U-M has held seven of its last eight opponents to less than 50 points, in addition to setting a new program record for fewest points allowed when Seton Hall managed just 29 on Nov. 19. Michigan ranks second in the Big Ten and 11th in the country in scoring defense, allowing 50.6 points per contest.

Welcome to the Big Ten, Coach!

Head coach **Kim Barnes Arico** picked up her first career Big Ten win in a 65-48 win over Indiana on Jan. 3. She is only the second coach in Michigan history to win their first conference contest, joining Kevin Borseth (2007-08). Barnes Arico, one of three first-year head coaches in the Big Ten this year, was the only new coach to win their debut Big Ten game.

Nya Saves the Best for Last

Senior **Nya Jordan** has saved the best of her career for her senior season, averaging 6.3 points and 6.4 rebounds per game. Both are above her career averages of 4.2 points and 3.7 rebounds per game. Against Indiana (Jan. 3), she recorded her first double-double of the season and third of her career with 14 points and 12 rebounds. Jordan set a new career high in rebounds earlier this season with 14 against Valparaiso (Dec. 20), while tying her career high of 17 points against Niagara (Dec. 29). For the

first time in her career, Jordan strung together back-to-back double-figure scoring games after scoring 17 against the Purple Eagles and her 14-point performance against the Hoosiers.

Ryan Continues to Climb

Senior **Jenny Ryan** continued her climb up the career recordbook, recording two steals at Indiana (Jan. 27) to push her career total to 267. She passed Lori Gnatkowski's (1980-84) second-place total of 266 in the game. Ryan now ranks second at Michigan in career steals and assists (419), while ranking 10th in rebounding (648) and 35th in scoring (842). Ryan is just the third Wolverine in history to eclipse 400 assists in a career. She became the 29th player in Michigan history to appear in at least 100 games earlier this season and has now seen action in 116 contests, 115 as a starter.

Arnold Turns a Corner

After averaging just 2.0 points in 7.6 minutes a game over U-M's first eight games, senior **Sam Arnold** has taken her play to another level since Dec. 5. Arnold, playing in her home state of Illinois, scored seven points with five rebounds off the bench in Michigan's 56-45 victory at Illinois State. Since then, Arnold has averaged 7.2 points in 18.2 minutes of action per game. During that stretch, Arnold has scored in double figures three times, including netting a career-high 17 points in U-M's 65-48 victory over Indiana (Jan. 3).

Done With the Non-Conference

Michigan completed its non-conference portion of the season with an 11-2 record, winning its last six games to head into Big Ten play. U-M's only two losses came at Utah, when senior guard **Jenny Ryan** was limited due to a shoulder injury, and to No. 4 Duke in the Big Ten/ACC Challenge. The Maize and Blue took advantage of nine games at Crisler Center, going 8-1 while shooting 51 percent from the floor at home.

Perfect December

For the first time since the 1998-99 season, Michigan completed the month of December with an undefeated record. This season, the Wolverines picked up wins over Florida, Illinois State, Eastern Michigan, Western Michigan, Valparaiso and Niagara for a 6-0 record. During the final month of 2012, Michigan only surrendered more than 50 points one time (53 to Florida) and held opponents to 43.0 points per game on 30.4 percent shooting from the floor. Senior **Kate Thompson** spearheaded Michigan's offense during the six-game winning streak, averaging 18.5 points and 4.5 three-pointers per game.

Doubling Up

Seniors **Rachel Sheffer** (vs. Detroit, Nov. 9; vs. Penn State, Jan. 21), **Kate Thompson** (vs. Western Michigan, Dec. 15) and **Nya Jordan** (vs. Indiana, Jan. 3; at Indiana, Jan. 24) have each recorded a double-double this season. Sheffer and Jordan, each with two double-doubles this season, pushed their career totals to four. Thompson recorded the first of her career.

Jordan Cleans Up The Glass

Since being inserted into the starting lineup against No. 4 Duke (Nov. 28), senior **Nya Jordan** has been a difference-maker on the glass. In Michigan's last 13 games, Jordan has averaged 8.1 rebounds as

Michigan in the Big Ten Rankings

Scoring Offense

Leader: Penn State (73.8)

Michigan: 62.4 (10th)

Scoring Defense

Leader: Michigan State (48.3)

Michigan: 50.6 (2nd)

Scoring Margin

Leader: Penn State (+17.7)

Michigan: +11.8 (4th)

Free Throw Percentage

Leader: Wisconsin (.777)

Michigan: .728 (7th)

Field Goal Percentage

Leader: Ohio State (.466)

Michigan: .452 (2nd)

Field Goal Percentage Defense

Leader: Michigan State (.336)

Michigan: .352 (4th)

Three-Point Field Goal Percentage

Leader: Penn State (.388)

Michigan: .382 (2nd)

Three-Point Field Goal Percentage Defense

Leader: Michigan State (.247)

Michigan: .281 (6th)

Rebounding Offense

Leader: Penn State (43.1)

Michigan: 36.4 (12th)

Rebounding Defense

Leader: Michigan (31.3)

Michigan: Leader

Rebounding Margin

Leader: Michigan State (+9.4)

Michigan: +5.1 (3rd)

Blocked Shots

Leader: Northwestern (5.9)

Michigan: 3.1 (11th)

Assists

Leader: Ohio State (16.6)

Michigan: 14.6 (6th)

Steals

Leader: Illinois (12.4)

Michigan: 6.6 (11th)

Turnover Margin

Leader: Penn State (+4.9)

Michigan: -0.2 (8th)

Assist/Turnover Ratio

Leader: Michigan (1.0)

Michigan: Leader

Three-Point Field Goals Made

Leader: Michigan (6.8)

Michigan: Leader

PLAYER & TEAM NOTES

a starter and set a new career high with 14 boards against Valparaiso. With Jordan as a starter, Michigan has averaged 37.3 rebounds per game after averaging 34.3 boards in its first six games. U-M has out-rebounded its opponent in nine of the last 13 games with Jordan in the starting lineup.

Senior Strong

Michigan is led by the senior class of **Rachel Sheffer**, **Jenny Ryan**, **Nya Jordan**, **Kate Thompson** and **Sam Arnold**. The quintet has won 74 games over the past three years and has a chance to leave Michigan as the winningest class in school history. The class of 2001 -- Anne Thorius and Katie Dykhouse -- won 78 games during its four-year tenure to hold the distinction of winningest class.

Elmblad Doing the Little Things

Sophomore **Nicole Elmblad** has been tough to keep off the floor, averaging 31.7 minutes per game this season and playing all 40 minutes three times. Playing out of position as a forward, Elmblad has set new career-highs this season in points (9), rebounds (10), assists (4) and steals (3). On the season, Elmblad is averaging 4.8 points and 6.3 rebounds per game.

Swiping Away

Senior guard **Jenny Ryan** led the Wolverines with 98 steals in 2011-12, the third-highest single-season total in program history. With 267 career steals, Ryan ranks second on the career list after passing Lori Gnatkowski with two steals at Indiana (Jan. 24)

Career Steals Leaders

1. Stacey Thomas (1996-00) 372
2. Jenny Ryan (2010-pres.) 265
3. Lori Gnatkowski (1980-84) 266
4. Diane Dietz (1978-82) 229

Hitting the Glass

Michigan out-rebounded Illinois State, 42-24, on Dec. 5. The 18 rebounds was Michigan's highest margin over an opponent since matching that against No. 13 Nebraska last season (Feb. 9, 2012). U-M won that contest, 63-52, in Lincoln. Michigan has totaled at least 40 rebounds six times this season (Northwestern, Valparaiso, Eastern Michigan, Illinois State, Seton Hall), winning all six contests.

Stingy on D

Michigan set program records for fewest points allowed in a first half (6) and a game (29) in Monday's (Nov. 19) 72-29 win over Seton Hall. It was the fewest points in a first half the Wolverines have allowed since giving up nine to Alcorn State on Nov. 12, 2010. Prior to this contest, Michigan's program-best for fewest points allowed in a game was 34 against Kent State during the 2010 WNIT (March 19). The total of 29 points ties Michigan State for fewest points allowed by a Big Ten team this season.

National Signing Day

Head coach **Kim Barnes Arico** announced the signing of **Paige Rakers**, **Shannon Smith**, **Siera Thompson** and **Danielle Williams** to National Letters of Intent on Wednesday (Nov. 14). The full release about Michigan's early signing class is on page six.

First Career Starts

Senior **Kate Thompson** and sophomore **Brenae Harris** each made their first career starts against

Detroit (Nov. 9). Thompson had appeared in 85 games off the bench prior to earning the start against the Titans.

Ryan Named Team Captain

Head coach **Kim Barnes Arico** named senior **Jenny Ryan** captain prior to the team's exhibition win over Slippery Rock. Ryan, who has appeared in all 103 games since stepping foot on campus in Ann Arbor, averaged 6.8 points, 6.4 rebounds, 4.1 assists, 3.1 steals and 34.8 minutes per game last season. She led the Big Ten with 98 steals, which is the third-best single-season total in U-M history. She was the first Wolverine to earn All-Big Ten Defensive Team honors and was named to the CoSIDA/Capital One Academic All-District first team as a junior.

Miss Basketball Times Two

For the first time since the 2004-05 season, the U-M roster features two players who were named Michigan Miss Basketball. This year's team features **Jenny Ryan**, who won the award in 2009, and **Madison Ristovski**, the 2012 winner. The 2004-05 squad had former winners **Tabitha Pool** (2001) and **Krista Clement** (2004) on the roster.

Out for the Season

Michigan has been hit with injuries this season, as three players have suffered season-ending knee injuries. Senior/junior forward **Kendra Seto**, junior forward **Val Driscoll** and freshman forward **Kelsey Mitchell** are all out for the season. Freshman **Rebecca Lyttle** is still recovering from a knee injury suffered during her senior year of high school.

BIG TEN STANDINGS (as of Jan. 25)

Big Ten	W-L	GB	PCT	W-L	PCT	STRK
Penn State	6-0	--	1.000	16-2	.889	W10
Michigan	5-1	1.0	.833	16-3	.842	W1
Purdue	5-1	1.0	.833	16-3	.842	W1
Michigan State	4-2	2.0	.667	16-3	.842	L1
Iowa	4-2	2.0	.667	15-5	.750	W2
Nebraska	4-3	2.5	.571	14-6	.700	W2
Illinois	3-3	3.0	.500	10-8	.556	L1
Minnesota	2-4	4.0	.333	13-7	.650	L3
Ohio State	1-5	5.0	.167	11-8	.579	L1
Indiana	1-5	5.0	.167	10-9	.526	L4
Northwestern	1-5	5.0	.167	9-10	.474	L1
Wisconsin	1-6	5.5	.143	9-11	.450	L1

Women's Basketball Inks Four to National Letters of Intent

Head coach Kim Barnes Arico announced the signing of Paige Rakers, Shannon Smith, Siera Thompson and Danielle Williams to National Letters of Intent to join the Wolverines in 2012-13.

ANN ARBOR, Mich. -- University of Michigan head women's basketball coach Kim Barnes Arico announced the signing of **Paige Rakers** (*Carlyle, Ill./Carlyle*), **Shannon Smith** (*Gastonia, N.C./Forestview [Trinity Valley]*), **Siera Thompson** (*Gardena, Calif./Serra*) and **Danielle Williams** (*Phoenix, Ariz./St. Mary's*) to National Letters of Intent on Wednesday (Nov. 14). The quartet will join the Wolverines for the 2013-14 season.

"I am excited about the young ladies who will be joining our program," Barnes Arico said. "I think it was really important for us to make inroads and get this first recruiting under our new coaching staff on board. They are all tremendous young ladies who come from very successful high school programs. They have played in AAU programs that compete at the highest level. It was important for us in the process of building our culture to get players that come from winning programs. These young ladies are all from great families and are excellent students. They will represent Michigan in the best way. They are leaders and best in everything that they do."

Thompson, a 5-7 point guard, is ranked as the No. 68 national recruit by ESPN, coming in at No. 15 at the point guard position. As a junior, she averaged 11.0 points, 4.9 assists, 4.4 rebounds and 2.5 steals per game during her high school season. She has helped her high school team to three consecutive section championships, scoring 28 points with five steals, five rebounds, two assists and a block in the 2011 section championship game. Playing for the Cal Sparks during the AAU season, Thompson was tabbed the No. 53 prospect in the ESPN HoopGurlz Super 60 and a four-star prospect.

"She had a great high school season last year playing with head coach McKinsey Hadley," Barnes Arico said. "She also plays AAU for one of the best teams in the nation, Cal Sparks, with coach Elbert Kinnebrew. Both of those coaches, along with her father, have helped take her game to another level. She is a really tough, strong-nosed point guard who can handle the ball and score, while also defending at the highest level. I think her experience, growing up and playing against some of the best competition in the country in California, has really prepared her to help us here at Michigan."

Rakers, a 5-11 guard, averaged 19.4 points per game on 44 percent shooting during her junior year of high school, recording team highs in steals (52) and assists (49). She helped her team to the title game of the Class 2A Regional before falling to the eventual state runner-ups. She was named "Queen of the Hill" last year for winning the Illinois High School Association's statewide three-point shooting contest. Rakers plays AAU with Team Adidas out of St. Louis.

"Paige is from a tremendous family, a great student who really values academics," Barnes Arico said. "She is one of the best shooters that I came across all summer. Besides her ability to shoot the basketball, she has a great feel for the game. She is a really good passer and she works incredibly hard. She is going to be a tremendous addition to our program. She plays AAU for head coach Tony Condra on a great team, Team Adidas, out of St. Louis. She has helped take her high school program to the next level, and they are expecting to have a championship-type season this year with head coach Randy Voss."

Smith, a 5-7 guard, was the Associated Press women's prep co-player of the year in North Carolina after averaging 23 points and seven assists to lead Forestview to the 3-A state title in 2009-10. She was named

North Carolina's Miss Basketball in 2010, finishing her high school career as the leading scorer in Forestview and Gaston County history with 2,329 points. She started her collegiate career at North Carolina, taking a medical redshirt in 2010-11 after playing in only eight games while battling an illness. During her redshirt freshman campaign (2011-12), Smith played in 25 games, averaging 3.0 points and 1.4 rebounds in 13.0 minutes per game. Smith is currently at Trinity Valley Community College and will have two years of eligibility remaining at Michigan.

"Shannon is going to bring, more so than the other freshmen, a level of experience at the highest level. She comes from a great high school program and AAU team and, of course, was at North Carolina for two years. She was a big-time recruit. I think that with the loss of this senior class after this year, she can come in and bring some experience to our backcourt. She is a tremendous playmaker who has the ability to score, has speed and athleticism. Her dad played basketball at Michigan State and her family is from Detroit, so she is coming home. I think one of the most important things about her is that she is a winner. When you ask her what her goals are, she wants to win a championship. She is coming to Michigan to help us achieve that."

Williams, a 5-9 guard, is currently ranked as the No. 97 recruit in the country by ESPN, coming in at No. 28 as a guard. She helped St. Mary's to the 2012 national championship, earning the No. 1 ranking in the ESPN/USA Today poll after winning the Nike Tournament of Champions in December of 2011. Her high school team finished a perfect 30-0 last season en route to the Division I Arizona state championship. A three-star recruit, Williams has helped St. Mary's to the last two state championships.

"I have had the opportunity to watch Danielle play since she has been in the seventh grade," Barnes Arico said. "I have watched her progress and develop. She plays for a national championship high school program, as well as AAU program. Her coach, Curtis Ekmark, he has done a phenomenal job with her and making his program one of the best in the country. Once I got the job here, knowing the academic piece was so important for her and her family, he knew it would be a great fit. She has done nothing her whole life but win at everything she does. She is a leader and best in the classroom and on the basketball court. She is going to come in and do whatever you ask from her. She will give 100 percent to our program."

"Considering this was our first year and I didn't get hired until late in the recruiting process, I think this is an exceptional class," Barnes Arico said of the quartet. "We are really excited to get them on campus and coach them. We have a foreign trip next summer, which will give us the opportunity to get in the gym with them prior to practices starting in the fall. The staff did a great job of getting involved with players at this high level, considering how late we got started in the process. We are thrilled and think they will do a great job here at Michigan, representing the University the way they should."

Michigan will lose the five-member senior class of guard **Jenny Ryan** (*Saginaw, Mich./Saginaw Nouvel Catholic Central*), forward **Rachel Sheffer** (*Watervliet, Mich./Watervliet*), forward **Nya Jordan** (*Detroit, Mich./Detroit Community*), guard **Kate Thompson** (*Plymouth, Minn./Wayzata*) and forward **Sam Arnold** (*Medinah, Ill./Lake Park*) to graduation following the 2012-13 season.

THE LAST TIME...**IN THE LAST SECOND**

Michigan played in overtime	February 24, 2011, vs Minnesota: Michigan lost 82-78 (2OT)
Michigan won an overtime game	December 10, 2008, vs Notre Dame: Michigan won 63-59 (OT)
Michigan lost an overtime game	February 24, 2011, vs Minnesota: Michigan lost 82-78 (2OT)
Michigan won on a buzzer beater	December 16, 2006, Dartmouth: Melinda Queen three-pointer from right wing as time expired

TEAM SCORING

Michigan scored 80 or more points	December 29, 2012 vs. Niagara: Michigan won 82-44
Michigan scored 90 or more points	December 1, 2010 vs. Wake Forest: Michigan won 91-58
Michigan scored 100 or more points	December 4, 1998 vs. Central Michigan: Michigan won 103-40
Michigan scored fewer than 50 points	Jan. 21, 2013 vs. No. 8 Penn State: Michigan lost 59-49
An opponent scored 100 or more points	March 12, 1994 vs. Purdue: Michigan lost 110-51
An opponent scored fewer than 50 points	January 24, 2013 vs. Indiana: Michigan won 61-43

INDIVIDUAL SCORING

A player had 20 or more points	January 21, 2013 vs. No. 8 Penn State: Rachel Sheffer (20)
A player had 30 or more points	December 23, 2005 at St. Bonaventure: Ta'Shia Walker (32)
A player had 40 or more points	February 27, 1982 vs. Illinois: Diane Dietz (45)
An opponent had 20-29 points	November 23, 2012 vs. Harvard: Christine Clark (23)
An opponent had 30-39 points	
An opponent had 40 or more points	February 17, 2002 vs. Purdue: Shareka Wright (40)

MULTIPLE DOUBLE-DIGIT SCORING

Michigan had three double-digit scorers	January 3, 2013 vs. Indiana: Arnold (17), Jordan (14), Ryan (11)
Michigan had four double-digit scorers	January 24, 2013 at Indiana: Sheffer (19), Thompson (13), Ryan (10), Jordan (10)
Michigan had five double-digit scorers	February 24, 2011 vs Minnesota: Hicks (14), Arnold (14), Sheffer (13), Boylan (10), Reynolds (10)

INDIVIDUAL REBOUNDING

A player had 10 or more rebounds	January 24, 2013 at Indiana: Nya Jordan (11)
A player had 20 or more rebounds	December 27, 1991 at Washington: Trish Andrew (20)
Michigan had 40 or more rebounds	December 20 vs. Valparaiso: Michigan (40)
Michigan had 50 or more rebounds	February 18, 2010 at Penn State: (55)
Michigan had 25 or fewer rebounds	February 13, 2011 at Michigan State: (25)

DOUBLE-DOUBLES

A player had a double-double (points-rebounds)	January 24, 2013 at Indiana: Nya Jordan (10 points, 11 rebounds)
--	--

ASSISTS

A player had five or more assists	January 21, 2013 vs. No. 8 Penn State: Jenny Ryan (6)
A player had double-digit assists	December 22, 2011 vs. Illinois State: Jenny Ryan (12)
Michigan had 20 or more assists	December 29, 2012 vs. Niagara: (22)

BLOCKS

A player had five or more blocks	February 9, 2012 at Nebraska: Rachel Sheffer (5)
A player had 10 or more blocks	December 30, 1992, vs. Old Dominion: Trish Andrew (10)
Michigan had five or more blocks	January 3, 2013 vs. Indiana: (5)
Michigan had 10 or more blocks	November 12, 2012 at Xavier: (10)

STEALS

A player had five or more steals	March 2, 2012 (BTT), vs. Ohio State: Jenny Ryan (5)
A player had 10 or more steals	February 27, 2000, Northwestern: Stacey Thomas (10)
Michigan had 10 or more steals	January 13, 2013 vs. Wisconsin: Michigan (10)
Michigan had fewer than five steals	November 16, 2012 at Utah: Michigan (0)

FIELD GOALS MADE

Michigan had fewer than 20 field goals made	January 21, 2013 vs. No. 8 Penn State: (15)
Michigan had 20-29 field goals made	January 24, 2013 at Indiana: (20)
Michigan had 30-39 field goals made	December 29, 2012 vs. Niagara: (34)
Michigan had 40-49 field goals made	November 27, 1998 vs. Coppin State: (41)

FIELD GOAL ATTEMPTS

Michigan had 50-59 field goal attempts	January 21, 2013 vs. No. 8 Penn State: (54)
Michigan had 60-69 field goal attempts	February 26, 2012 vs. Iowa: (66)
Michigan had 70-79 field goal attempts	February 18, 2010 at Penn State: (81)
Michigan had fewer than 40 field goal attempts	March 24, 2008 vs Virginia Commonwealth (WNIT Second Round): (37)

FIELD GOAL PERCENTAGE

Michigan shot at least 50 percent from the field	January 6, 2013 at Iowa: 50.0 percent (24-for-48)
Michigan shot over 60 percent from the field	December 29, 2012 vs. Niagara: 60.7 percent (34-for-56)

THE LAST TIME...**3-POINT FIELD GOAL MADE**

Michigan had 10 or more 3-point field goals	January 6, 2013 at Iowa: (10)
Michigan had 20 or more 3-point field goals	Has yet to happen

3-POINT FIELD GOAL ATTEMPTS

Michigan had 20 or more 3-point field goal attempts	January 21, 2013 vs. No. 8 Penn State: (26)
Michigan had fewer than 10 3-point field goal attempts	December 11, 2011 at Eastern Michigan: (2)

3-POINT FIELD GOAL PERCENTAGE

Michigan shot over 40 percent on 3-pointers	January 6, 2013 at Iowa: 45.5 percent (10-for-22)
Michigan shot over 50 percent on 3-pointers	December 29, 2012 vs. Niagara: 56.2 percent (9-for-16)

FREE THROW MADE

Michigan had 20 or more free throws made	February 2, 2012 vs. Northwestern: (21)
Michigan had 30 or more free throws made	November 12, 2005 vs. Saint Francis (Pa.): (30)
Michigan had fewer than 10 free throws made	December 29, 2012 vs. Niagara: (5)

FREE THROW ATTEMPTS

Michigan had 20 or more free throw attempts	November 24, 2012 vs. Boston University: (22)
Michigan had 30 or more free throw attempts	February 2, 2012 vs. Northwestern: (30)
Michigan had fewer than 10 free throw attempts	December 20, 2012 vs. Valparaiso: (9)

FREE THROW PERCENTAGE

Michigan shot 70-79 percent on free throws	January 24, 2013 at Indiana: 77.8 percent (14-for-18)
Michigan shot 80-89 percent on free throws	January 13, 2013 vs. Wisconsin: 82.4 percent (14-for-17)
Michigan shot 90 percent on free throws	January 17, 2013 at Northwestern: 93.3 percent (14-for-15)
Michigan shot less than 50 percent on free throws	March 2, 2012 vs. Ohio State (BTT): 42.9 percent (3-for-7)

FOULS

Michigan had 20 or more fouls	February 24, 2011 vs. Minnesota: (20)
Michigan had fewer than 10 fouls	January 17, 2013 at Northwestern: (6)

TURNOVERS

Michigan had 20 or more turnovers	November 28, 2012 vs. No. 4 Duke: (20)
Michigan had fewer than 10 turnovers	January 3, 2013 vs. Indiana: (9)

AT CRISLER CENTER

Michigan had a sellout crowd at Crisler Center	Has yet to happen
Michigan had a crowd of 5,000 or more at Crisler Center	January 9, 2011 vs. Michigan State: 5,991
Michigan had a crowd of 4,000 or more at Crisler Center	February 5, 2012 vs. Michigan State: 4,047
Michigan had a crowd of 2,500 or more at Crisler Center	January 21, 2013 vs. No. 8 Penn State: 2,842

IN THE RANKINGS

Michigan was ranked	January 21, 2013: No. 23 (Associated Press)
Michigan defeated a ranked opponent	February 9, 2012 at No. 13 Nebraska: 63-52
Michigan lost to a ranked opponent	January 21, 2013 vs. No. 8 Penn State: 59-49
Michigan defeated a ranked opponent at home	January 7, 2012 vs. No. 8 Ohio State: 73-62
Michigan defeated a ranked opponent on the road	February 9, 2012 at No. 13 Nebraska: 63-52
Michigan faced a No. 1 ranked team	February 7, 1988 vs. Iowa: lost 54-89
Michigan defeated a No. 1 ranked team	Has yet to happen

INSIDE THE NUMBERS

DOUBLE-DIGIT SCORING					
	2009-10	2010-11	2011-12	2012-13	CAREER
Jenny Ryan	4	7	7	11	29
Sam Arnold	1	6	5	3	15
Rachel Sheffer	1	16	24	12	53
Kate Thompson	-	9	12	15	36
Nya Jordan	-	4	2	5	11
Brenae Harris	-	-	-	2	2

20+ POINT GAMES					
	2009-10	2010-11	2011-12	2012-13	CAREER
Rachel Sheffer	-	4	6	2	12
Kate Thompson	-	-	-	4	4

7+ REBOUND GAMES					
	2009-10	2010-11	2011-12	2012-13	CAREER
Jenny Ryan	11	6	14	6	37
Kate Thompson	-	2	-	3	4
Nya Jordan	-	1	3	9	13
Sam Arnold	-	1	-	-	1
Rachel Sheffer	-	3	3	7	13
Nicole Elmlblad	-	-	1	8	9
Kendra Seto	-	-	1	-	1
Brenae Harris	-	-	-	1	1

10+ REBOUND GAMES					
	2009-10	2010-11	2011-12	2012-13	CAREER
Jenny Ryan	4	2	5	-	9
Sam Arnold	-	1	-	-	1
Nya Jordan	-	-	2	4	6
Rachel Sheffer	-	-	2	2	4
Nicole Elmlblad	-	-	-	1	1
Kate Thompson	-	-	-	1	1

5+ ASSIST GAMES					
	2009-10	2010-11	2011-12	2012-13	CAREER
Jenny Ryan	4	9	12	11	37
Nya Jordan	-	1	-	-	1
Rachel Sheffer	-	-	1	-	1
Madison Ristovski	-	-	-	1	1

3+ STEAL GAMES					
	2009-10	2010-11	2011-12	2012-13	CAREER
Jenny Ryan	10	9	13	7	39
Rachel Sheffer	-	1	2	-	3
Kate Thompson	-	1	3	-	4
Nya Jordan	-	-	1	-	1
Nicole Elmlblad	-	-	-	2	2

5+ STEAL GAMES					
	2009-10	2010-11	2011-12	2012-13	CAREER
Jenny Ryan	3	-	8	-	11
Rachel Sheffer	-	-	1	-	1

3+ BLOCK GAMES					
	2009-10	2010-11	2011-12	2012-13	CAREER
Sam Arnold	-	1	1	-	2
Kate Thompson	-	1	2	3	6
Rachel Sheffer	-	1	3	-	4
Jenny Ryan	-	1	1	-	2

5+ BLOCK GAMES					
	2009-10	2010-11	2011-12	2012-13	CAREER
Rachel Sheffer	-	-	1	-	1

TIME ON THE COURT				
PLAYER	CAREER GAMES	CAREER STARTS	CONSEC GAMES	CONSEC STARTS
Jenny Ryan	116	115	116	88
Rachel Sheffer	111	81	98	87
Kate Thompson	104	19	87	19
Sam Arnold	104	0	13	0
Nya Jordan	94	42	52	13
Nicole Elmlblad	50	34	31	19
Brenae Harris	39	6	29	0
Kendra Seto	25	0	5	0
Val Driscoll	22	0	0	0
Madison Ristovski	19	0	19	0
Cyeshia Goree	7	0	0	0
Rebecca Lyttle				
Kelsey Mitchell				

LED MICHIGAN IN ... SCORING					
	2009-10	2010-11	2011-12	2012-13	CAREER
Sam Arnold	1	3	2	1	7
Kate Thompson	-	4	4	10	18
Nya Jordan	-	2	-	-	2
Rachel Sheffer	-	9	13	6	28
Jenny Ryan	-	1	1	3	5

LED MICHIGAN IN ... REBOUNDING					
	2009-10	2010-11	2011-12	2012-13	CAREER
Nya Jordan	2	1	4	7	14
Jenny Ryan	7	5	18	1	31
Kate Thompson	-	3	-	2	5
Sam Arnold	-	1	-	-	1
Rachel Sheffer	-	3	6	6	15
Nicole Elmlblad	-	-	1	6	7
Brenae Harris	-	-	-	1	1

LED MICHIGAN IN ... ASSISTS					
	2009-10	2010-11	2011-12	2012-13	CAREER
Jenny Ryan	9	13	16	14	51
Nya Jordan	-	3	5	1	9
Rachel Sheffer	-	3	4	4	11
Kate Thompson	-	1	4	-	5
Nicole Elmlblad	-	-	-	2	2
Madison Ristovski	-	-	-	1	1

LED MICHIGAN IN ... STEALS					
	2009-10	2010-11	2011-12	2012-13	CAREER
Jenny Ryan	12	18	21	11	62
Nya Jordan	-	-	4	3	7
Rachel Sheffer	-	5	5	4	14
Kate Thompson	-	5	5	2	12
Nicole Elmlblad	-	-	3	3	6
Brenae Harris	-	-	3	1	4
Sam Arnold	-	-	2	1	3
Madison Ristovski				1	1

LED MICHIGAN IN ... BLOCKS					
	2009-10	2010-11	2011-12	2012-13	CAREER
Rachel Sheffer	2	13	13	3	31
Jenny Ryan	7	3	7	1	18
Nya Jordan	1	2	-	1	4
Sam Arnold	-	8	10	7	25
Kate Thompson	-	11	11	12	35
Val Driscoll	-	3	-	-	3
Kendra Seto	-	-	1	-	1
Brenae Harris			1	-	1
Nicole Elmlblad	-	-	-	1	1



GAME-BY-GAME LEADERS

Opponent	Date	Score	WL	POINTS	REBOUNDS	ASSISTS	STEALS	BLOCKED SHOTS
DETROIT	11/09/12	70-62	W	18-Ryan/Thompson	13-Sheffer	6-Ryan	3-Elmblad	2-Thompson
at Xavier	11/12/12	62-53	W	18-Sheffer	7-Harris	4-Sheffer/Elmblad	4-Ryan	4-Thompson
at Utah	11/16/12	40-59	L	15-Sheffer	8-Elmblad	3-Elmblad	--	1-Arnold
SETON HALL	11/19/12	72-29	W	19-Thompson	8-Sheffer	4-Sheffer	2-Ristovski	2-Thompson
HARVARD	11/23/12	72-61	W	24-Thompson	8-Sheffer	6-Ryan	4-Ryan	3-Thompson
BOSTONU	11/24/12	67-58	W	18-Sheffer	9-Elmblad	4-Jordan/Elmblad	3-Elmblad	1-Sheffer
#4 DUKE	11/28/12	54-71	L	18-Ryan	7-Elmblad	4-Ristovski	1-5 players	3-Thompson
FLORIDA	12/01/12	59-53	W	21-Thompson	11-Jordan	5-Ryan	2-Sheffer	1-Elmblad
at Illinois St.	12/05/12	56-45	W	18-Thompson	10-Elmblad	5-Ryan	2-Thompson	1-Arnold/Thompson/Sheffer
at EMU	12/11/12	55-43	W	17-Thompson	9-Jordan/Sheffer	6-Ryan	2-Ristovski/Ryan	2-Arnold
WMU	12/15/12	60-41	W	16-Thompson	10-Thompson	7-Ryan	2-Arnold/Ryan	1-Thompson/Sheffer/Ryan
VALPO	12/20/12	73-32	W	18-Thompson	14-Jordan	7-Ryan	4-Ryan	--
NIAGARA	12/29/12	82-44	W	21-Thompson	8-Jordan/Thompson/Elmblad	8-Ryan	4-Ryan	1-Arnold
INDIANA*	01/03/13	65-48	W	17-Arnold	12-Jordan	9-Ryan	4-Ryan	2-Arnold
at Iowa*	01/06/13	68-64	W	26-Sheffer	7-Jordan/Elmblad	8-Ryan	3-Ryan	1-Thompson/Arnold
WISC*	01/13/13	54-43	W	19-Ryan	7-Sheffer	3-Sheffer	4-Ryan	1-Arnold/Thompson/Jordan
at NU*	01/17/13	67-53	W	23-Thompson	9-Elmblad	7-Ryan	2-Jordan	2-Thompson
PENN ST*	01/21/13	49-59	L	20-Sheffer	10-Sheffer	6-Ryan	2-Jordan/Sheffer	2-Thompson
at Indiana*	01/24/13	61-43	W	19-Sheffer	11-Jordan	3-Sheffer/Ryan	2-Ryan/Jordan/Sheffer	2-Thompson

TEAM SEASON STATISTICS

HIGHS		LOWS	
POINTS.....	82vs. Niagara (12/29/12)	POINTS.....	40at Utah (11/16/12)
FIELD GOALS MADE.....	34vs. Niagara (12/29/12)	FIELD GOALS MADE.....	15vs. Penn State (1/21/13)
FIELD GOAL ATTEMPTS.....	58vs. Indiana (1/3/13)	FIELD GOAL ATTEMPTS.....	46vs. Western Michigan (12/15/12)
FIELD GOAL PERCENTAGE.....	.607 (34-for-56)vs. Niagara (12/29/12)	FIELD GOAL PERCENTAGE.....	.274 (15-for-54)vs. Penn State (1/21/13)
3-PT FG MADE.....	11 (2x)most recent vs. Valpo (12/20/12)	3-PT FG MADE.....	2 (2x) most recent vs. Wisconsin (1/13/13)
3-PT FG ATTEMPTS.....	26 (2x)vs. Penn State (1/21/13)	3-PT FG ATTEMPTS.....	10at Utah (11/16/12)
3-PT FG PERCENTAGE.....	.563 (9-for-16)vs. Niagara (12/29/12)	3-PT FG PERCENTAGE.....	.133 (2-for-15)vs. Wisconsin (1/13/13)
FREE THROWS MADE.....	15vs. Boston U (11/24/12)	FREE THROWS MADE.....	2at Utah (11/16/12)
FREE THROW ATTEMPTS.....	22vs. Boston U (11/24/12)	FREE THROW ATTEMPTS.....	2at Utah (11/16/12)
FREE THROW PERCENTAGE.....	.818 (9-for-11)Most recent at Xavier (11/12/12)	FREE THROW PERCENTAGE.....	.500 (5-for-10)vs. Niagara (12/29/12)
REBOUNDS.....	44at Eastern Michigan (12/11/12)	REBOUNDS.....	23at Xavier (11/12/12)
ASSISTS.....	22vs. Niagara (12/29/12)	ASSISTS.....	8 (2x) most recent vs. Wisconsin (1/13/13)
STEALS.....	11vs. Valparaiso (12/20/12)	STEALS.....	0at Utah (11/16/12)
BLOCKED SHOTS.....	10at Xavier (11/12/12)	BLOCKED SHOTS.....	0vs. Valparaiso (12/20/12)
TURNOVERS.....	24vs. Seton Hall (11/19/12)	TURNOVERS.....	7vs. Harvard (11/23/12)
FOULS.....	17at Iowa (1/3/13)	FOULS.....	6at Utah (11/16/12)

OPPONENT SEASON STATISTICS

HIGHS		LOWS	
POINTS.....	71vs. No. 4 Duke (11/28/12)	POINTS.....	29vs. Seton Hall (11/19/12)
FIELD GOALS MADE.....	24 (2x)Most recent vs. Harvard (11/23/12)	FIELD GOALS MADE.....	9vs. Seton Hall (11/19/12)
FIELD GOAL ATTEMPTS.....	66vs. Florida (12/1/12)	FIELD GOAL ATTEMPTS.....	46 (2x) most recent vs. Wisconsin (1/13/13)
FIELD GOAL PERCENTAGE.....	.509 (29-for-57)vs. No. 4 Duke (11/28/12)	FIELD GOAL PERCENTAGE.....	.153 (9-for-59)vs. Seton Hall (11/19/12)
3 PT FIELD GOALS MADE.....	11vs. Boston U (11/24/12)	3 PT FIELD GOALS MADE.....	2 (2x) most recent vs. Wisconsin (1/13/13)
3 PT FG ATTEMPTS.....	29vs. No. 4 Duke (11/28/12)	3 PT FG ATTEMPTS.....	9at Xavier (11/12/12)
3 PT FG PERCENTAGE.....	.538 (7-for-13)vs. No. 4 Duke (11/28/12)	3 PT FG PERCENTAGE.....	.143 (3-for-21)vs. Seton Hall (11/19/12)
FREE THROWS MADE.....	9 (4x)Most recent vs. Wisconsin (1/13/13)	FREE THROWS MADE.....	1 (2x) .. most recent at Illinois State (12/5/12)
FREE THROW ATTEMPTS.....	16vs. Western Michigan (12/15/12)	FREE THROW ATTEMPTS.....	2vs. Valparaiso (12/20/12)
REBOUNDS.....	40vs. Florida (12/1/12)	FREE THROW PERCENTAGE.....	.167 (1-for-6)most recent vs. Boston U (11/24/12)
ASSISTS.....	18 (3x)Most recent at NU (1/21/13)	REBOUNDS.....	23vs. Niagara (12/29/12)
STEALS.....	7at Utah (11/16/12)	ASSISTS.....	5 (3x)most recent vs. vs. Penn State (1/21/13)
BLOCKED SHOTS.....	6at Utah (11/16/12)	STEALS.....	3 (2x) most recent vs. Indiana (1/3/13)
TURNOVERS.....	24vs. Seton Hall (11/19/12)	BLOCKED SHOTS.....	0 (3x)most recent vs. Indiana (1/3/13)
FOULS.....	21vs. Boston U (11/24/12)	TURNOVERS.....	5at Utah (11/16/12)
		FOULS.....	7at Eastern Michigan (12/11/12)



MICHIGAN OVERALL STATS



**2012-13 Michigan Women's Basketball
Michigan Combined Team Statistics (as of Jan 24, 2013)
All games**



RECORD:	OVERALL	HOME	AWAY	NEUTRAL
ALL GAMES	16-3	10-2	6-1	0-0
CONFERENCE	5-1	2-1	3-0	0-0
NON-CONFERENCE	11-2	8-1	3-1	0-0

#	Player	gp-gs	min	avg	Total		3-Point		F-Throw		Rebounds		pf	dq	a	to	blk	stl	pts	avg		
					fg-fga	fg%	3fg-fga	3fg%	ft-fa	ft%	off	def									tot	avg
12	Thompson,Kate	19-19	632	33.3	103-232	.444	72-158	.456	13-18	.722	13	75	88	4.6	35	0	26	41	25	10	291	15.3
44	Sheffer,Rachel	19-19	565	29.7	98-205	.478	16-45	.356	38-59	.644	23	92	115	6.1	40	1	37	54	8	16	250	13.2
24	Ryan,Jenny	19-19	691	36.4	75-180	.417	22-58	.379	38-52	.731	11	77	88	4.6	33	0	97	55	6	39	210	11.1
21	Jordan,Nya	19-13	436	22.9	44-89	.494	4-10	.400	28-37	.757	49	73	122	6.4	19	0	24	24	1	14	120	6.3
11	Arnold,Sam	18-0	253	14.1	40-63	.635	5-9	.556	8-9	.889	9	28	37	2.1	16	0	10	14	13	7	93	5.2
14	Elmblad,Nicole	19-19	603	31.7	34-98	.347	3-30	.100	21-29	.724	47	73	120	6.3	43	2	38	39	2	17	92	4.8
01	Harris,Brenae	19-6	305	16.1	26-58	.448	6-14	.429	15-20	.750	10	17	27	1.4	3	0	7	15	3	13	73	3.8
05	Ristovski, Madison	19-0	292	15.4	18-46	.391	2-15	.133	13-15	.867	2	19	21	1.1	9	0	38	17	0	9	51	2.7
22	Goree,Cyeshia	4-0	10	2.5	3-3	1.000	0-0	.000	0-0	.000	1	0	1	0.3	1	0	0	0	1	0	6	1.5
23	Anderson,Aquashia	2-0	12	6.0	0-1	.000	0-1	.000	0-0	.000	0	1	1	0.5	0	0	1	0	0	0	0	0.0
15	Denham, Symone	1-0	1	1.0	0-0	.000	0-0	.000	0-0	.000	0	0	0	0.0	0	0	0	0	0	0	0	0.0
Team											24	47	71				18					
Total.....		19	3800		441-975	.452	130-340	.382	174-239	.728	189	502	691	36.4	199	3	278	277	59	125	1186	62.4
Opponents.....		19	3800		373-1060	.352	105-374	.281	110-180	.611	217	378	595	31.3	269	-	214	258	41	140	961	50.6

TEAM STATISTICS	MICH	OPP	Date	Opponent	Score	Att.
SCORING	1186	961	11/09/12	DETROIT	w 70-62	981
Points per game	62.4	50.6	11/12/12	at Xavier	w 62-53	835
Scoring margin	+11.8	-	11/16/12	at Utah	L 40-59	810
FIELD GOALS-ATT	441-975	373-1060	11/19/12	SETON HALL	w 72-29	1169
Field goal pct	.452	.352	11/23/12	HARVARD	w 72-61	1849
3 POINT FG-ATT	130-340	105-374	11/24/12	BOSTON UNIVERSITY	w 67-58	1402
3-point FG pct	.382	.281	11/28/12	#4 DUKE	L 54-71	1515
3-pt FG made per game	6.8	5.5	12/01/12	FLORIDA	w 59-53	2783
FREE THROWS-ATT	174-239	110-180	12/5/12	at Illinois State	w 56-45	1231
Free throw pct	.728	.611	12/11/12	at Eastern Michigan	w 55-43	636
F-Throws made per game	9.2	5.8	12/15/12	WESTERN MICHIGAN	w 60-41	1322
REBOUNDS	691	595	12/20/12	VALPARAISO	w 73-32	978
Rebounds per game	36.4	31.3	12/29/12	NIAGARA	w 82-44	2144
Rebounding margin	+5.1	-	* 01/03/13	INDIANA	w 65-48	1505
ASSISTS	278	214	* 1/6/13	at Iowa	w 68-64	4644
Assists per game	14.6	11.3	* 01/13/13	WISCONSIN	w 54-43	1872
TURNOVERS	277	258	* 1/17/13	at Northwestern	w 67-53	582
Turnovers per game	14.6	13.6	* 01/21/13	PENN STATE	L 49-59	2842
Turnover margin	-1.0	-	* 01/24/13	at Indiana	w 61-43	1787
Assist/turnover ratio	1.0	0.8				
STEALS	125	140				
Steals per game	6.6	7.4				
BLOCKS	59	41				
Blocks per game	3.1	2.2				
ATTENDANCE	20362	10525				
Home games-Avg/Game	12-1697	7-1504				
Neutral site-Avg/Game	-	0-0				

* - Conference game

Score by Periods	1st	2nd	Totals
Michigan	595	591	1186
Opponents	462	499	961



MICHIGAN BIG TEN STATS



2012-13 Michigan Women's Basketball
Michigan Combined Team Statistics (as of Jan 24, 2013)
Conference games




RECORD:	OVERALL	HOME	AWAY	NEUTRAL
ALL GAMES	5-1	2-1	3-0	0-0
CONFERENCE	5-1	2-1	3-0	0-0
NON-CONFERENCE	0-0	0-0	0-0	0-0

#	Player	gp-gs	min	avg	Total		3-Point		F-Throw		Rebounds				pf	dq	a	to	blk	stl	pts	avg		
					fg-fga	fg%	3fg-fga	3fg%	ft-fa	ft%	off	def	tot	avg										
44	Sheffer,Rachel	6-6	179	29.8	29-64	.453	7-23	.304	22-31	.710	7	26	33	5.5	10	0	14	24	1	6	87	14.5		
12	Thompson,Kate	6-6	204	34.0	25-68	.368	20-51	.392	8-9	.889	4	17	21	3.5	12	0	9	11	9	4	78	13.0		
24	Ryan,Jenny	6-6	236	39.3	21-66	.318	5-17	.294	12-15	.800	6	27	33	5.5	9	0	35	20	1	15	59	9.8		
21	Jordan,Nya	6-6	184	30.7	19-34	.559	1-4	.250	14-17	.824	23	28	51	8.5	9	0	5	6	1	8	53	8.8		
11	Arnold,Sam	6-0	105	17.5	17-29	.586	4-7	.571	3-3	1.000	2	5	7	1.2	8	0	2	4	6	2	41	6.8		
14	Elmblad,Nicole	6-6	179	29.8	8-23	.348	0-7	.000	8-9	.889	14	19	33	5.5	15	0	7	9	0	3	24	4.0		
01	Harris,Brenae	6-0	71	11.8	4-17	.235	1-5	.200	4-7	.571	2	3	5	0.8	2	0	1	2	1	3	13	2.2		
05	Ristovski, Madison	6-0	42	7.0	2-7	.286	0-3	.000	5-6	.833	0	1	1	0.2	1	0	3	1	0	0	9	1.5		
Team											10	24	34					5						
Total.....		6	1200		125-308	.406	38-117	.325	76-97	.784	68	150	218	36.3	66	0	76	82	19	41	364	60.7		
Opponents.....		6	1200		120-335	.358	32-114	.281	38-50	.760	69	121	190	31.7	105	-	71	85	18	44	310	51.7		

TEAM STATISTICS	MICH	OPP	Date	Opponent	Score	Att.
SCORING	364	310	* 01/03/13	INDIANA	w 65-48	1505
Points per game	60.7	51.7	* 1/6/13	at Iowa	w 68-64	4644
Scoring margin	+9.0	-	* 01/13/13	WISCONSIN	w 54-43	1872
FIELD GOALS-ATT	125-308	120-335	* 1/17/13	at Northwestern	w 67-53	582
Field goal pct	.406	.358	* 01/21/13	PENN STATE	L 49-59	2842
3 POINT FG-ATT	38-117	32-114	* 01/24/13	at Indiana	w 61-43	1787
3-point FG pct	.325	.281	* - Conference game			
3-pt FG made per game	6.3	5.3				
FREE THROWS-ATT	76-97	38-50				
Free throw pct	.784	.760				
F-Throws made per game	12.7	6.3				
REBOUNDS	218	190				
Rebounds per game	36.3	31.7				
Rebounding margin	+4.7	-				
ASSISTS	76	71				
Assists per game	12.7	11.8				
TURNOVERS	82	85				
Turnovers per game	13.7	14.2				
Turnover margin	+0.5	-				
Assist/turnover ratio	0.9	0.8				
STEALS	41	44				
Steals per game	6.8	7.3				
BLOCKS	19	18				
Blocks per game	3.2	3.0				
ATTENDANCE	6219	7013				
Home games-Avg/Game	3-2073	3-2338				
Neutral site-Avg/Game	-	0-0				

Score by Periods	1st	2nd	Totals
Michigan	173	191	364
Opponents	152	158	310

MICHIGAN GAME-BY-GAME STATS



2012-13 Michigan Women's Basketball
Michigan Team Game-by-Game (as of Jan 26, 2013)
All games



TEAM STATISTICS

Opponent	Date	Score		Total		3-Pointers		Free throws		Rebounds				pf	a	t/o	blk	stl	pts	avg
				fg-fga	pct	3fg-fga	pct	ft-fa	pct	off	def	tot	avg							
DETROIT	11/09/12	70-62	W	25-50	.500	11-22	.500	9-11	.818	5	28	33	33.0	12	15	15	3	4	70	70.0
at Xavier	11/12/12	62-53	W	23-55	.418	7-17	.412	9-11	.818	10	20	30	31.5	12	16	13	10	10	62	66.0
at Utah	11/16/12	40-59	L	18-50	.360	2-10	.200	2-2	1.000	6	26	32	31.7	6	8	13	1	0	40	57.0
SETON HALL	11/19/12	72-29	W	28-53	.528	6-16	.375	10-13	.769	8	35	43	34.5	9	19	24	5	8	72	61.0
HARVARD	11/23/12	72-61	W	28-56	.500	9-17	.529	7-9	.778	9	23	32	34.0	9	19	7	5	6	72	63.0
BOSTON UNIVERSITY	11/24/12	67-58	W	23-48	.479	6-16	.375	15-22	.682	10	26	36	34.3	8	12	8	1	6	67	63.0
#4 DUKE	11/28/12	54-71	L	21-49	.429	5-14	.357	7-11	.636	9	22	31	33.9	11	12	20	4	5	54	62.0
FLORIDA	12/01/12	59-53	W	21-49	.429	8-21	.381	9-16	.563	9	29	38	34.4	14	14	17	1	5	59	62.0
at Illinois State	12/5/12	56-45	W	21-48	.438	6-13	.462	8-12	.667	8	34	42	35.2	10	12	19	3	6	56	61.0
at Eastern Michigan	12/11/12	55-43	W	21-53	.396	7-22	.318	6-8	.750	13	31	44	36.1	8	20	18	3	7	55	60.0
WESTERN MICHIGAN	12/15/12	60-41	W	25-46	.543	5-13	.385	5-8	.625	8	25	33	35.8	13	14	14	3	6	60	60.0
VALPARAISO	12/20/12	73-32	W	28-54	.519	11-26	.423	6-9	.667	14	26	40	36.2	6	19	12	0	11	73	61.0
NIAGARA	12/29/12	82-44	W	34-56	.607	9-16	.563	5-10	.500	12	27	39	36.4	15	22	15	1	10	82	63.0
INDIANA	01/03/13	65-48	W	24-58	.414	6-16	.375	11-15	.733	12	24	36	36.4	10	16	9	5	6	65	63.0
at Iowa	1/6/13	68-64	W	24-48	.500	10-22	.455	10-14	.714	10	25	35	36.3	17	14	16	2	7	68	63.0
WISCONSIN	01/13/13	54-43	W	19-50	.380	2-15	.133	14-17	.824	12	23	35	36.2	10	8	14	3	10	54	63.0
at Northwestern	1/17/13	67-53	W	23-51	.451	7-20	.350	14-15	.933	12	28	40	36.4	6	17	16	2	5	67	63.0
PENN STATE	01/21/13	49-59	L	15-54	.278	6-26	.231	13-18	.722	12	22	34	36.3	10	10	15	3	7	49	62.0
at Indiana	01/24/13	61-43	W	20-47	.426	7-18	.389	14-18	.778	10	28	38	36.4	13	11	12	4	6	61	62.0
Michigan		1186		441-975	.452	130-340	.382	174-239	.728	189	502	691	36.4	199	278	277	59	125	1186	62.0
Opponents		961		373-1060	.352	105-374	.281	110-180	.611	217	378	595	31.3	269	214	258	41	140	961	50.0

Games played: 19
Points/game: 62.4
FG Pct: 45.2
3FG Pct: 38.2
FT Pct: 72.8

Rebounds/game: 36.4
Assists/game: 14.6
Turnovers/game: 14.6
Assist/turnover ratio: 1.0
Steals/game: 6.6
Blocks/game: 3.1

TEAM STATS



2012-13 Michigan Women's Basketball
Michigan Overall Team Statistics (as of Jan 26, 2013)
All games



TEAM STATISTICS	MICH	OPP
SCORING	1186	961
Points per game	62.4	50.6
Scoring margin	+11.8	-
FIELD GOALS-ATT	441-975	373-1060
Field goal pct	.452	.352
3 POINT FG-ATT	130-340	105-374
3-point FG pct	.382	.281
3-pt FG made per game	6.8	5.5
FREE THROWS-ATT	174-239	110-180
Free throw pct	.728	.611
F-Throws made per game	9.2	5.8
REBOUNDS	691	595
Rebounds per game	36.4	31.3
Rebounding margin	+5.1	-
ASSISTS	278	214
Assists per game	14.6	11.3
TURNOVERS	277	258
Turnovers per game	14.6	13.6
Turnover margin	-1.0	-
Assist/turnover ratio	1.0	0.8
STEALS	125	140
Steals per game	6.6	7.4
BLOCKS	59	41
Blocks per game	3.1	2.2
WINNING STREAK	1	-
Home win streak	0	-
ATTENDANCE	20362	10525
Home games-Avg/Game	12-1697	7-1504
Neutral site-Avg/Game	-	0-0

Score by Periods	1st	2nd	Totals
Michigan	595	591	1186
Opponents	462	499	961

LAST TIME VS. IOWA



Official Basketball Box Score -- Game Totals -- Final Statistics
Michigan vs Iowa
 1/6/13 12:00 PM at Carver-Hawkeye Arena, Iowa City, IA



Michigan 68 • 13-2, 2-0

##	Player	f	Total		3-Ptr		Rebounds			PF	TP	A	TO	Blk	Stl	Min
			FG-FGA	FG-FGA	FT-FTA	Off	Def	Tot								
21	Jordan, Nya	f	3-6	0-1	1-2	4	3	7	1	7	1	1	0	1	35	
24	Ryan, Jenny	f	1-6	1-3	3-4	1	6	7	3	6	8	3	0	3	39	
44	Sheffer, Rachel	c	9-13	4-6	4-4	1	4	5	4	26	0	4	0	1	26	
12	Thompson, Kate	g	7-11	5-9	0-0	0	3	3	1	19	5	4	1	1	38	
14	Elmblad, Nicole	g	2-5	0-1	0-0	2	4	6	3	4	0	2	0	0	27	
01	Harris, Brenae		0-4	0-1	1-3	2	1	3	1	1	0	1	0	1	15	
05	Ristovski, Madison		1-1	0-0	0-0	0	1	1	1	2	0	0	0	0	3	
11	Arnold, Sam		1-2	0-1	1-1	0	1	1	3	3	0	0	1	0	17	
Team						0	2	2				1				
Totals			24-48	10-22	10-14	10	25	35	17	68	14	16	2	7	200	

FG % 1st Half: 13-23 56.5% 2nd half: 11-25 44.0% Game: 24-48 50.0%

3FG % 1st Half: 7-12 58.3% 2nd half: 3-10 30.0% Game: 10-22 45.5%

FT % 1st Half: 2-2 100.0 2nd half: 8-12 66.7% Game: 10-14 71.4%

Deadball
Rebounds
2

Iowa 64 • 12-4, 1-1

##	Player	f	Total		3-Ptr		Rebounds			PF	TP	A	TO	Blk	Stl	Min
			FG-FGA	FG-FGA	FT-FTA	Off	Def	Tot								
24	Printy, Jaime	f	2-14	1-9	1-1	2	3	5	0	6	3	2	0	1	32	
51	Doolittle, Bethany	f	0-5	0-0	0-0	0	1	1	4	0	1	1	0	0	25	
12	Johnson, Morgan	c	4-7	0-0	2-3	3	4	7	4	10	2	0	1	2	39	
22	Logic, Samantha	g	6-13	2-4	2-2	5	4	9	3	16	9	3	1	3	38	
23	Taylor, Theairra	g	5-9	1-3	3-4	0	3	3	3	14	2	3	1	2	32	
11	Nesbitt, Trisha		0-0	0-0	0-0	0	0	0	0	0	0	0	0	0	3	
13	Thomas, Kathy		0-0	0-0	0-0	0	0	0	0	0	0	0	0	0	2	
21	Dixon, Melissa		6-14	5-9	0-0	3	0	3	2	17	0	2	0	0	25	
25	Peschel, Kali		0-0	0-0	1-2	1	0	1	0	1	0	0	0	0	3	
54	Timmerman, Kayla		0-0	0-0	0-0	0	0	0	0	0	0	0	0	0	1	
Team						2	1	3								
Totals			23-62	9-25	9-12	16	16	32	16	64	17	11	3	8	200	

FG % 1st Half: 11-28 39.3% 2nd half: 12-34 35.3% Game: 23-62 37.1%

3FG % 1st Half: 5-13 38.5% 2nd half: 4-12 33.3% Game: 9-25 36.0%

FT % 1st Half: 3-5 60.0% 2nd half: 6-7 85.7% Game: 9-12 75.0%

Deadball
Rebounds
1

Officials: Lisa Mattingly, Dawn Marsh, Frank Steratore

Technical fouls: Michigan-None. Iowa-None.

Attendance: 4644

Score by periods	1st	2nd	Total
Michigan	35	33	68
Iowa	30	34	64

2012-13 BOX SCORES

G1: MICHIGAN VS. DETROIT
NOV. 9, 2012 - ANN ARBOR, MICH. (CRISLER CENTER)

Official Basketball Box Score -- Game Totals -- Final Statistics
Detroit vs Michigan
 11/09/12 6:00 PM at Crisler Center, Ann Arbor, MI

M **BIG**

Detroit 62 • 0-1

#	Player	Total		3-Ptr		Rebounds		PF	TP	A	TO	Blk	Stl	Min	
		FG-FGA	FT-FGA	Off	Def	Off	Def								
20	Hatter, Megan	f	2-4	1-2	0-0	0	1	1	0	5	0	2	0	0	22
21	Matteson, Audrey	f	4-10	4-8	0-0	2	7	9	1	12	3	2	0	1	40
24	Brown, Shareta	f	6-16	0-1	7-12	6	2	8	3	19	2	2	0	2	36
25	Shayok, Yar	f	6-9	0-0	0-1	2	5	7	5	12	0	3	0	0	37
11	Reynolds, Rosanna	g	1-11	1-5	2-2	1	0	1	4	5	4	2	0	0	39
10	McCalister, Tayelor	g	0-0	0-0	0-0	0	0	0	0	0	0	0	0	0	1
12	Fambro, Demeisha	g	4-9	1-4	0-0	0	3	3	0	9	0	1	0	0	14
33	Lavita-Stephens, Des	g	0-3	0-2	0-0	0	1	1	1	0	0	0	0	0	11
Team						4	2	6							
Totals			23-62	7-22	9-15	15	21	36	14	62	9	12	0	3	200

FG % 1st Half: 8-27 29.6% 2nd half: 15-35 42.9% Game: 23-62 37.1%
 3FG % 1st Half: 5-12 41.7% 2nd half: 2-10 20.0% Game: 7-22 31.8%
 FT % 1st Half: 4-6 66.7% 2nd half: 5-9 55.6% Game: 9-15 60.0%

Deadball Rebounds: 2

Michigan 70 • 1-0

#	Player	Total		3-Ptr		Rebounds		PF	TP	A	TO	Blk	Stl	Min	
		FG-FGA	FT-FGA	Off	Def	Off	Def								
44	Sheffer, Rachel	f	7-9	2-2	0-0	1	12	13	5	16	2	2	1	1	32
01	Harris, Brenae	g	3-4	1-1	4-5	0	1	1	0	11	0	3	0	0	33
12	Thompson, Kate	g	7-13	4-7	0-0	0	4	4	1	18	2	3	2	0	37
14	Elmblad, Nicole	g	2-9	1-6	0-0	3	3	6	3	5	2	1	0	3	40
24	Ryan, Jenny	g	6-14	3-6	3-4	0	3	3	1	18	6	3	0	0	39
05	Ristovski, Madison	g	0-0	0-0	2-2	0	0	0	1	2	2	2	0	0	11
11	Arnold, Sam	g	0-1	0-0	0-0	0	1	1	1	0	1	0	0	0	7
21	Jordan, Nya	g	0-0	0-0	0-0	0	0	0	0	0	0	0	0	0	1
Team						1	4	5			1				
Totals			25-50	11-22	9-11	5	28	33	12	70	15	15	3	4	200

FG % 1st Half: 16-26 61.5% 2nd half: 9-24 37.5% Game: 25-50 50.0%
 3FG % 1st Half: 6-13 46.2% 2nd half: 5-9 55.6% Game: 11-22 50.0%
 FT % 1st Half: 0-1 0.0% 2nd half: 9-10 90.0% Game: 9-11 81.8%

Officials: Laura Morris, Rod Creech, Bruce Morris
 Technical fouls: Detroit-None. Michigan-None.
 Attendance: 981

Score by periods	1st	2nd	Total
Detroit	25	37	62
Michigan	38	32	70

G2: MICHIGAN AT XAVIER
NOV. 12, 2012 - CINCINNATI, OHIO (CINTAS CENTER)

Official Basketball Box Score -- Game Totals -- Final Statistics
Michigan vs Xavier
 11/12/12 7 p.m. at Cincinnati, OH

M **BIG**

Michigan 62 • 2-0

#	Player	Total		3-Ptr		Rebounds		PF	TP	A	TO	Blk	Stl	Min	
		FG-FGA	FT-FGA	Off	Def	Off	Def								
44	Sheffer, Rachel	f	7-14	2-3	2-3	0	4	4	2	18	4	3	1	0	36
01	Harris, Brenae	g	3-8	0-0	3-4	1	6	7	0	9	1	1	1	3	32
12	Thompson, Kate	g	5-12	4-7	0-0	4	2	6	2	14	1	4	4	0	37
14	Elmblad, Nicole	g	1-7	0-3	0-0	3	3	6	3	2	4	2	2	1	31
24	Ryan, Jenny	g	2-5	0-2	4-4	0	4	4	3	8	3	2	2	4	40-
05	Ristovski, Madison	g	4-6	1-1	0-0	1	0	1	1	9	3	0	0	1	17
11	Arnold, Sam	g	1-1	0-0	0-0	0	1	1	0	2	0	0	1	0	4
21	Jordan, Nya	g	0-2	0-1	0-0	1	0	1	1	0	0	0	0	0	3
Team						0	0	0							
Totals			23-55	7-17	9-11	10	20	30	12	62	16	13	10	10	200

FG % 1st Half: 15-31 48.4% 2nd half: 8-24 33.3% Game: 23-55 41.8%
 3FG % 1st Half: 6-12 50.0% 2nd half: 1-5 20.0% Game: 7-17 41.2%
 FT % 1st Half: 0-0 0.0% 2nd half: 9-11 81.8% Game: 9-11 81.8%

Deadball Rebounds: 0

Xavier 53 • 1-1

#	Player	Total		3-Ptr		Rebounds		PF	TP	A	TO	Blk	Stl	Min	
		FG-FGA	FT-FGA	Off	Def	Off	Def								
12	PACHKO, Jessica	f	4-8	0-0	2-5	1	7	8	2	10	0	1	0	0	30
02	CROUCH, Lakeisha	f	2-3	0-0	0-0	1	3	4	2	4	2	3	0	0	20
43	HAWKES, Shatya	g	2-8	1-3	1-2	0	4	4	3	6	7	3	0	1	28
13	WANNINGER, Ashley	g	2-4	1-2	0-2	0	1	1	1	5	0	1	0	1	29
35	CRITTENDON, Jenna	g	5-11	1-3	2-2	2	4	6	1	13	2	3	1	1	32
01	O'NEILL, Ty	g	2-3	0-0	0-1	0	1	1	1	4	3	1	0	2	15
02	GRAY, Amber	g	3-6	1-1	2-3	4	2	6	3	9	0	4	1	0	21
14	GLOVER, Briana	g	0-1	0-0	0-0	0	1	1	0	0	0	1	0	0	9
15	ZANTT, Aliyah	g	1-4	0-0	0-0	0	0	0	0	2	0	1	0	0	16
Team						3	1	4							
Totals			21-48	4-9	7-15	11	24	35	13	53	14	18	2	5	200

FG % 1st Half: 12-27 44.4% 2nd half: 9-21 42.9% Game: 21-48 43.8%
 3FG % 1st Half: 3-6 50.0% 2nd half: 1-3 33.3% Game: 4-9 44.4%
 FT % 1st Half: 4-5 80.0% 2nd half: 3-10 30.0% Game: 7-15 46.7%

Deadball Rebounds: 4

Officials: Cameron Inouye, Beverly Roberts, Maj Forsberg
 Technical fouls: Michigan-None. Xavier-None.
 Attendance: 835

Score by periods	1st	2nd	Total
Michigan	36	26	62
Xavier	31	22	53

G3: MICHIGAN AT UTAH
NOV. 16, 2012 - SALT LAKE CITY, UTAH (HUNSTMAN CENTER)

Official Basketball Box Score -- Game Totals -- Final Statistics
Michigan vs Utah
 11/16/12 4:30 pm at Salt Lake City, UT (Huntsman Center)

M **BIG**

Michigan 40 • 2-1

#	Player	Total		3-Ptr		Rebounds		PF	TP	A	TO	Blk	Stl	Min	
		FG-FGA	FT-FGA	Off	Def	Off	Def								
44	Sheffer, Rachel	f	7-14	1-2	0-0	0	3	3	3	15	2	3	0	0	34
01	Harris, Brenae	g	1-3	0-0	2-2	0	1	1	0	4	0	0	0	0	28
12	Thompson, Kate	g	2-6	1-3	0-0	0	5	5	3	5	0	3	0	0	29
14	Elmblad, Nicole	g	2-11	0-3	0-0	2	6	8	0	4	3	3	0	0	40
24	Ryan, Jenny	g	4-9	0-1	0-0	1	2	3	0	8	2	1	0	0	23
05	Ristovski, Madison	g	1-4	0-0	0-0	0	2	2	0	2	0	1	0	0	19
11	Arnold, Sam	g	1-2	0-0	0-0	1	4	5	0	2	0	0	1	0	13
21	Jordan, Nya	g	0-0	0-0	0-0	0	0	0	0	0	1	0	0	0	5
23	Anderson, Aquashia	g	0-1	0-1	0-0	0	1	1	0	0	0	0	0	0	9
Team						2	2	4			2				
Totals			18-50	2-10	2-2	6	26	32	6	40	8	13	1	0	200

FG % 1st Half: 8-25 32.0% 2nd half: 10-25 40.0% Game: 18-50 36.0%
 3FG % 1st Half: 1-6 16.7% 2nd half: 1-4 25.0% Game: 2-10 20.0%
 FT % 1st Half: 0-0 0.0% 2nd half: 2-2 100.0% Game: 2-2 100.0%

Deadball Rebounds: 0

Utah 59 • 3-0

#	Player	Total		3-Ptr		Rebounds		PF	TP	A	TO	Blk	Stl	Min	
		FG-FGA	FT-FGA	Off	Def	Off	Def								
11	Wicjowski, Taryn	f	7-11	0-0	3-4	1	6	7	3	17	1	2	3	1	38
15	Plouffe, Michelle	f	9-18	2-6	0-2	0	6	6	1	20	2	2	3	4	36
03	Rodriguez, Iwalani	g	4-7	4-7	0-0	0	2	2	0	12	8	0	0	0	30
13	Messer, Rachel	g	2-3	1-2	0-0	0	3	3	0	5	0	0	0	0	29
22	Rodriguez, Danielle	g	1-6	1-4	0-0	0	3	3	1	3	5	0	0	1	31
05	Wilson, Cheyenne	g	0-3	0-3	0-0	1	1	2	0	0	1	0	0	0	10
10	Arquette, Nakia	g	0-0	0-0	0-0	0	0	0	0	0	0	0	0	0	1
14	Crozon, Paige	g	0-4	0-2	0-0	2	1	3	0	0	0	0	0	1	9
21	Bridgewater, Chelsea	g	1-1	0-0	0-0	0	1	1	1	2	0	0	0	0	7
25	Kalmsstrom, Awa	g	0-0	0-0	0-0	0	0	0	0	0	0	0	0	0	1
31	Dunbar, Ciera	g	0-1	0-1	0-0	0	1	1	0	0	1	0	0	0	8
Team						1	2	3			1				
Totals			24-54	8-25	3-6	5	26	31	6	59	18	5	6	7	200

FG % 1st Half: 14-28 50.0% 2nd half: 10-26 38.5% Game: 24-54 44.4%
 3FG % 1st Half: 5-14 35.7% 2nd half: 3-11 27.3% Game: 8-25 32.0%
 FT % 1st Half: 2-4 50.0% 2nd half: 1-2 50.0% Game: 3-6 50.0%

Deadball Rebounds: 2

Officials: Brenda Pantoja, Cathi Cornell, Karen Lasuk
 Technical fouls: Michigan-None. Utah-None.
 Attendance: 810

Score by periods	1st	2nd	Total
Michigan	17	23	40
Utah	35	24	59

G4: MICHIGAN VS. SETON HALL
NOV. 19, 2012 -- ANN ARBOR, MICH. (CRISLER CENTER)

Official Basketball Box Score -- Game Totals -- Final Statistics
Seton Hall vs Michigan
 11/19/12 7:00 PM at Crisler Center, Ann Arbor, MI

M **BIG**

Seton Hall 29 • 2-2

#	Player	Total		3-Ptr		Rebounds		PF	TP	A	TO	Blk	Stl	Min	
		FG-FGA	FT-FGA	Off	Def	Off	Def								
02	MORRIS, Brittany	* f	3-17	1-10	2-2	0	0	0	1	9	0	3	0	3	37
03															

2012-13 BOX SCORES

G5: MICHIGAN VS. HARVARD														
NOV. 23, 2012 - ANN ARBOR, MICH. (CRISLER CENTER)														
Official Basketball Box Score -- Game Totals -- Final Statistics														
Harvard vs Michigan														
11/23/12 2:00 PM at Crisler Center, Ann Arbor, MI														
Harvard 61 • 3-2														
#	Player	Total	3-Ptr	Rebounds			PF	TP	A	TO	Bk	Stl	Min	
		FG-FGA	FG-FGA	FT-FTA	Off	Def	Tot							
14	Fagbenle, Temi	f 0-6	0-0	1-2	3	4	7	3	1	1	1	0	20	
25	Rutzen, Miriam	f 3-5	2-2	1-2	2	5	7	1	9	2	0	0	32	
03	Curtis, Ali	g 2-2	1-1	2-2	0	0	0	1	7	1	2	0	12	
21	Lippert, Victoria	g 4-9	1-2	0-0	1	2	3	1	9	2	3	0	27	
22	Clark, Christine	g 11-22	1-4	0-0	3	5	8	3	23	1	2	1	39	
00	Tummala, Shilpa	0-1	0-1	0-0	0	0	0	0	0	0	0	0	3	
01	Hagedorn, Elle	0-0	0-0	0-0	1	0	1	0	0	1	0	0	11	
02	Mullins, Missy	1-2	0-0	1-2	0	1	1	2	3	2	1	0	17	
11	Evans, Jasmine	1-6	1-2	0-0	1	1	2	0	3	0	1	0	17	
13	Golen, Emma	2-4	2-4	0-0	1	1	2	0	6	0	0	0	20	
40	McDonnell, Erin	0-0	0-0	0-0	0	0	0	0	0	0	0	0	2	
Team						1 0 1								
Totals		24-57		8-16		5-8		13 19 32			11 61		10 11 2 6 200	
FG % 1st Half:		11-26 42.3%		2nd half: 13-31 41.9%		Game: 24-57 42.1%						Deadball Rebounds 0		
3FG % 1st Half:		3-7 42.9%		2nd half: 5-9 55.6%		Game: 8-16 50.0%								
FT % 1st Half:		4-6 66.7%		2nd half: 1-2 50.0%		Game: 5-8 62.5%								
Michigan 72 • 4-1														
#	Player	Total	3-Ptr	Rebounds			PF	TP	A	TO	Bk	Stl	Min	
		FG-FGA	FG-FGA	FT-FTA	Off	Def	Tot							
44	Sheffer, Rachel	f 5-11	1-2	2-2	1	7	8	2	13	1	2	1	31	
01	Harris, Brenae	g 3-6	0-2	0-0	2	0	2	0	6	1	1	0	22	
12	Thompson, Kate	g 9-16	6-9	0-0	0	7	7	0	24	1	2	3	36	
14	Elmblad, Nicole	g 1-3	0-1	1-1	1	4	5	4	3	3	0	0	30	
24	Ryan, Jenny	g 6-11	2-3	3-4	0	3	3	2	17	6	2	1	38	
05	Ristovski, Madison	0-2	0-0	0-0	0	0	0	1	0	4	0	0	20	
11	Arnold, Sam	0-1	0-0	0-0	0	0	0	0	0	0	0	0	2	
21	Jordan, Nya	4-6	0-0	1-2	4	2	6	0	9	3	0	0	21	
Team						1 0 1								
Totals		28-56		9-17		7-9		9 23 32			9 72		19 7 5 6 200	
FG % 1st Half:		15-31 48.4%		2nd half: 13-25 52.0%		Game: 28-56 50.0%						Deadball Rebounds 2		
3FG % 1st Half:		5-10 50.0%		2nd half: 4-7 57.1%		Game: 9-17 52.9%								
FT % 1st Half:		1-1 100.0		2nd half: 6-8 75.0%		Game: 7-9 77.8%								
Officials: Bob Trammell, Kevin Dillard, Carol Comanita Technical fouls: Harvard-None. Michigan-None. Attendance: 1849														
Score by periods														
Harvard 29 32 61														
Michigan 36 36 72														

G6: MICHIGAN VS. BOSTON UNIVERSITY														
NOV. 24, 2012 - ANN ARBOR, MICH. (CRISLER CENTER)														
Official Basketball Box Score -- Game Totals -- Final Statistics														
Boston University vs Michigan														
11/24/12 4:00 PM at Crisler Center, Ann Arbor, MI														
Boston University 58 • 3-3														
#	Player	Total	3-Ptr	Rebounds			PF	TP	A	TO	Bk	Stl	Min	
		FG-FGA	FG-FGA	FT-FTA	Off	Def	Tot							
22	Agboola, Rashidat	f 1-7	0-0	0-2	2	5	7	4	2	3	1	1	0	
42	Turner, Whitney	f 3-5	0-0	0-0	3	2	5	3	6	1	1	0	29	
14	Sims, Kristen	g 7-13	5-10	0-0	0	3	3	5	19	0	3	0	32	
32	Alford, Chantell	g 6-12	3-8	0-0	0	2	2	2	15	3	3	0	37	
44	Moran, Mo	g 5-14	2-5	1-4	1	6	7	2	13	7	1	0	40	
03	Poppe, Katie	0-1	0-1	0-0	0	0	0	0	0	0	0	0	3	
05	Gallo, Melissa	0-1	0-0	0-0	0	0	0	2	0	0	0	0	1	
12	Callahan, Danielle	1-4	1-4	0-0	1	0	1	3	3	1	0	0	15	
21	McKendrick, Mollie	0-2	0-0	0-0	1	1	2	0	0	0	0	0	6	
Team						4 0 4								
Totals		23-59		11-28		1-6		12 19 31			21 58		15 9 1 4 200	
FG % 1st Half:		9-29 31.0%		2nd half: 14-30 46.7%		Game: 23-59 39.0%						Deadball Rebounds 3		
3FG % 1st Half:		6-16 37.5%		2nd half: 5-12 41.7%		Game: 11-28 39.3%								
FT % 1st Half:		1-2 50.0%		2nd half: 0-4 0.0%		Game: 1-6 16.7%								
Michigan 67 • 5-1														
#	Player	Total	3-Ptr	Rebounds			PF	TP	A	TO	Bk	Stl	Min	
		FG-FGA	FG-FGA	FT-FTA	Off	Def	Tot							
44	Sheffer, Rachel	f 8-13	1-2	1-4	1	5	6	1	18	1	0	1	37	
01	Harris, Brenae	g 0-3	0-1	0-0	2	0	2	0	0	0	0	0	23	
12	Thompson, Kate	g 5-12	2-7	0-0	0	4	4	2	12	0	0	0	33	
14	Elmblad, Nicole	g 2-4	0-1	5-6	3	6	9	1	9	4	3	0	31	
24	Ryan, Jenny	g 5-9	3-4	2-4	2	6	8	2	15	1	4	0	40	
05	Ristovski, Madison	1-2	0-1	4-5	0	1	1	1	6	2	0	0	14	
21	Jordan, Nya	2-5	0-0	3-3	2	2	4	1	7	4	1	0	22	
Team						0 2 2								
Totals		23-48		6-16		15-22		10 26 36			8 67		12 8 1 6 200	
FG % 1st Half:		10-23 43.5%		2nd half: 13-25 52.0%		Game: 23-48 47.9%						Deadball Rebounds 3		
3FG % 1st Half:		3-8 37.5%		2nd half: 3-8 37.5%		Game: 6-16 37.5%								
FT % 1st Half:		8-12 66.7%		2nd half: 7-10 70.0%		Game: 15-22 68.2%								
Officials: Tina Napier, Beverly Roberts, Kevin Pethel Technical fouls: Boston University-None. Michigan-None. Attendance: 1402														
Score by periods														
Boston University 25 33 58														
Michigan 31 36 67														

G7: MICHIGAN VS. NO. 4 DUKE														
NOV. 28, 2012 - ANN ARBOR, MICH. (CRISLER CENTER)														
Official Basketball Box Score -- Game Totals -- Final Statistics														
#4 Duke vs Michigan														
11/28/12 7:00 PM at Crisler Center, Ann Arbor, MI														
#4 Duke 71 • 5-0														
#	Player	Total	3-Ptr	Rebounds			PF	TP	A	TO	Bk	Stl	Min	
		FG-FGA	FG-FGA	FT-FTA	Off	Def	Tot							
33	Peters, Haley	f 3-9	0-2	0-0	2	8	10	2	6	1	1	0	29	
01	Williams, Elizabeth	c 8-12	0-0	3-3	4	3	7	2	19	1	2	2	29	
02	Jones, Alexis	g 4-10	1-3	0-0	1	1	2	2	9	8	3	0	31	
12	Gray, Chelsea	g 8-13	3-5	0-1	0	3	3	1	19	5	3	0	35	
32	Liston, Tricia	g 2-5	2-2	2-2	0	2	2	2	8	1	1	0	28	
05	Moore, Sierra	0-1	0-0	0-0	0	0	0	1	0	1	0	0	8	
14	Johnson, Ka'lia	2-3	1-1	0-0	0	2	2	0	5	1	0	0	19	
15	Jackson, Richa	0-0	0-0	0-0	0	0	0	0	0	0	0	0	1	
43	Vernerrey, Allison	2-4	0-0	1-5	2	2	4	2	5	0	1	1	20	
Team						0 2 2								
Totals		29-57		7-13		6-11		9 23 32			12 71		18 11 3 14 200	
FG % 1st Half:		14-24 58.3%		2nd half: 15-33 45.5%		Game: 29-57 50.9%						Deadball Rebounds 2		
3FG % 1st Half:		4-5 80.0%		2nd half: 3-8 37.5%		Game: 7-13 53.8%								
FT % 1st Half:		3-5 60.0%		2nd half: 3-6 50.0%		Game: 6-11 54.5%								
Michigan 54 • 5-2														
#	Player	Total	3-Ptr	Rebounds			PF	TP	A	TO	Bk	Stl	Min	
		FG-FGA	FG-FGA	FT-FTA	Off	Def	Tot							
44	Sheffer, Rachel	f 4-14	0-3	0-0	1	4	5	1	8	0	3	1	34	
12	Thompson, Kate	g 3-10	3-7	1-2	0	2	2	2	10	2	3	3	28	
14	Elmblad, Nicole	g 2-4	0-0	2-2	5	2	7	2	6	1	3	0	40	
21	Jordan, Nya	g 3-6	0-1	2-4	1	3	4	2	8	1	4	0	31	
24	Ryan, Jenny	g 7-10	2-2	2-3	0	5	5	2	18	3	5	0	39	
01	Harris, Brenae	0-0	0-0	0-0	0	0	0	0	0	0	1	0	5	
05	Ristovski, Madison	1-4	0-1	0-0	1	0	1	1	2	4	0	0	17	
11	Arnold, Sam	1-1	0-0	0-0	0	2	2	1	2	1	0	0	6	
Team						1 4 5								
Totals		21-49		5-14		7-11		9 22 31			11 54		12 20 4 5 200	
FG % 1st Half:		12-27 44.4%		2nd half: 9-22 40.9%		Game: 21-49 42.9%						Deadball Rebounds 0		
3FG % 1st Half:		2-7 28.6%		2nd half: 3-7 42.9%		Game: 5-14 35.7%								
FT % 1st Half:		6-10 60.0%		2nd half: 1-1 100.0		Game: 7-11 63.6%								
Officials: Billy Smith, Gina Cross, Dawn Marsh Technical fouls: #4 Duke-None. Michigan-None. Attendance: 1515 ACC/Big Ten Challenge														
Score by periods														
#4 Duke 35 36 71														
Michigan 32 22 54														

G8: MICHIGAN VS. FLORIDA													
DEC. 1, 2012 - ANN ARBOR, MICH. (CRISLER CENTER)													
Official Basketball Box Score -- Game Totals -- Final Statistics													
Florida vs Michigan													
12/01/12 2:00 PM at Crisler Center, Ann Arbor, MI													
Florida 53 • 5-3													
#	Player	Total	3-Ptr	Rebounds			PF	TP	A	TO	Bk	Stl	Min
		FG-FGA	FG-FGA	FT-FTA	Off	Def	Tot						
34	Geoffe, Jennifer	f 7-13	0-0	1-2	4	5	9	1	15	0	4	1	31
02	Needles, Carlisle	g 1-6	0-4	0-0	1	2	3	2	2	2	0	0	1
10	Bonds												

2012-13 BOX SCORES

G9: MICHIGAN AT ILLINOIS STATE
DEC. 5, 2012 - NORMAL, ILL. (REDBIRD ARENA)

Official Basketball Box Score -- Game Totals -- Final Statistics
Michigan vs Illinois State
12/5/12 7:05 p.m. at Doug Collins Court at Redbird Arena

BIG

Michigan 56 • 7-2

#	Player	Total		3-Ptr		Rebounds			PF	TP	A	TO	Bk	Stl	Min
		FG-FGA	FG-FGA	FT-FTA	Off	Def	Tot								
21	Jordan,Nya	f	0-3	0-0	2-3	1	2	3	1	2	1	0	0	1	20
44	Sheffer,Rachel	f	5-13	0-0	0-0	2	5	7	4	10	0	2	1	0	25
12	Thompson,Kate	g	7-14	4-9	0-0	0	4	4	1	18	1	3	1	2	34
14	Elmblad,Nicole	g	1-4	0-1	0-2	4	6	10	0	2	1	6	0	0	36
24	Ryan,Jenny	g	4-5	1-2	3-4	0	7	7	3	12	5	4	0	1	39
01	Harris,Brenae	g	0-1	0-0	0-0	0	1	1	0	0	1	0	0	1	7
05	Ristovski, Madison	g	1-2	1-1	2-2	0	1	1	0	5	1	1	0	1	21
11	Arnold,Sam	g	3-6	0-0	1-1	0	5	5	1	7	2	3	1	0	18
Team						1	3	4							
Totals			21-48	6-13	8-12	8	34	42	10	56	12	19	3	6	200

FG % 1st Half: 9-24 37.5% 2nd half: 12-24 50.0% Game: 21-48 43.8%
3FG % 1st Half: 4-8 50.0% 2nd half: 2-5 40.0% Game: 6-13 46.2%
FT % 1st Half: 1-3 33.3% 2nd half: 7-9 77.8% Game: 8-12 66.7%

Deadball Rebounds 2

Illinois State 45 • 4-3

#	Player	Total		3-Ptr		Rebounds			PF	TP	A	TO	Bk	Stl	Min
		FG-FGA	FG-FGA	FT-FTA	Off	Def	Tot								
25	SMITH, Janae	f	5-9	0-0	1-3	0	7	7	2	11	1	2	0	0	34
01	OLIVER, Maddie	f	3-5	0-0	0-1	0	1	1	1	6	3	0	0	0	20
31	JENKINS, Alexis	g	1-3	1-2	0-0	0	1	0	1	3	1	3	0	0	19
14	FOLEY, Alexis	g	3-6	2-4	0-0	0	3	3	1	8	3	0	2	2	29
23	RUSSELL, Jamie	g	1-9	0-2	0-0	0	1	1	2	2	4	3	0	2	28
04	SYKES, Candace	g	1-11	1-8	0-0	0	4	4	0	3	0	1	1	0	20
03	NELSON, Chloe	g	2-3	2-2	0-0	1	2	3	3	6	1	2	0	1	20
24	WINGE, Katy	g	2-7	2-6	0-0	0	1	1	1	6	0	0	0	0	25
35	PUNI, Brianna	g	0-1	0-0	0-0	0	1	1	0	0	0	1	0	0	5
Team						2	0	2							
Totals			18-54	8-24	1-4	4	20	24	13	45	13	14	1	5	200

FG % 1st Half: 9-30 30.0% 2nd half: 9-24 37.5% Game: 18-54 33.3%
3FG % 1st Half: 3-11 27.3% 2nd half: 5-13 38.5% Game: 8-24 33.3%
FT % 1st Half: 0-2 0.0% 2nd half: 1-2 50.0% Game: 1-4 25.0%

Deadball Rebounds 1

Officials: Beverly Roberts, Barb Smith, John Whitson
Technical fouls: Michigan-None. Illinois State-None.
Attendance: 1231

Score by periods	1st	2nd	Total
Michigan	23	33	56
Illinois State	21	24	45

G10: MICHIGAN AT EASTERN MICHIGAN
DEC. 11, 2012 - YPSILANTI, MICH. (CONVOCACTION CENTER)

Official Basketball Box Score -- Game Totals -- Final Statistics
Michigan vs Eastern Michigan
12-11-12 7:06 p.m. at Ypsilanti, Mich. (Convocation Center)

BIG

Michigan 55 • 8-2

#	Player	Total		3-Ptr		Rebounds			PF	TP	A	TO	Bk	Stl	Min
		FG-FGA	FG-FGA	FT-FTA	Off	Def	Tot								
21	Jordan,Nya	f	4-7	0-0	2-3	3	6	9	1	10	2	2	0	1	22
44	Sheffer,Rachel	f	3-10	0-1	2-3	2	7	9	1	8	4	1	0	0	32
12	Thompson,Kate	g	6-16	5-13	0-0	2	3	5	2	17	2	3	0	0	33
14	Elmblad,Nicole	g	1-2	0-0	0-0	1	4	5	1	2	0	2	0	1	19
24	Ryan,Jenny	g	0-6	0-3	0-0	0	2	2	1	0	6	1	0	2	34
01	Harris,Brenae	g	2-2	1-1	0-0	1	0	1	0	5	0	1	1	0	11
05	Ristovski, Madison	g	1-5	0-3	0-0	0	4	4	1	2	5	5	0	2	25
11	Arnold,Sam	g	4-5	1-1	2-2	2	4	6	1	11	1	1	2	1	24
Team						2	1	3							
Totals			21-53	7-22	6-8	13	31	44	8	55	20	18	3	7	200

FG % 1st Half: 10-25 40.0% 2nd half: 11-28 39.3% Game: 21-53 39.6%
3FG % 1st Half: 4-11 36.4% 2nd half: 3-11 27.3% Game: 7-22 31.8%
FT % 1st Half: 3-4 75.0% 2nd half: 3-4 75.0% Game: 6-8 75.0%

Deadball Rebounds 1

Eastern Michigan 43 • 1-8

#	Player	Total		3-Ptr		Rebounds			PF	TP	A	TO	Bk	Stl	Min
		FG-FGA	FG-FGA	FT-FTA	Off	Def	Tot								
20	BOGARD, Amber	f	2-5	0-0	0-0	2	2	4	2	4	0	2	0	0	27
50	WATKINS, Natachia	f	1-5	0-0	1-2	0	3	3	2	3	3	1	1	2	19
34	HAIRSTON, India	c	8-15	0-1	0-0	0	3	6	0	16	1	0	0	2	36
11	THOMAS, Desyree	g	0-3	0-3	0-0	4	3	7	2	0	3	3	0	2	30
21	TATE, Miranda	g	4-20	0-6	4-4	3	6	9	0	12	3	0	0	1	34
01	BIRD, Taylor	g	0-5	0-2	2-2	2	1	3	0	2	1	3	0	0	21
05	COLLINS, Iesha	g	0-1	0-1	0-0	0	0	0	0	0	0	0	0	1	8
10	CAGE, Bianca	g	2-7	2-6	0-0	0	0	0	0	6	0	0	0	0	10
14	STONE, Sara	g	0-0	0-0	0-0	0	0	0	0	0	1	0	0	0	7
44	BRAZZLE, Denaya	g	0-1	0-1	0-0	0	0	0	0	0	0	0	0	0	4
52	HITE, Chelsea	g	0-1	0-0	0-0	0	0	0	1	0	0	1	0	0	4
Team						3	2	5							
Totals			17-63	2-20	7-10	17	20	37	7	43	12	11	1	8	200

FG % 1st Half: 8-29 27.6% 2nd half: 9-34 26.5% Game: 17-63 27.0%
3FG % 1st Half: 0-8 0.0% 2nd half: 2-12 16.7% Game: 2-20 10.0%
FT % 1st Half: 3-4 75.0% 2nd half: 4-6 66.7% Game: 7-10 70.0%

Deadball Rebounds 1

Officials: Bryan Enterline, Rodney Creech, Erika Herriman
Technical fouls: Michigan-None. Eastern Michigan-None.
Attendance: 636

Score by periods	1st	2nd	Total
Michigan	27	28	55
Eastern Michigan	19	24	43

G11: MICHIGAN VS. WESTERN MICHIGAN
DEC. 15, 2012 - ANN ARBOR, MICH. (CRISLER CENTER)

Official Basketball Box Score -- Game Totals -- Final Statistics
Western Michigan vs Michigan
12/15/12 2:00 PM at Crisler Center, Ann Arbor, MI

BIG

Western Michigan 41 • 3-7

#	Player	Total		3-Ptr		Rebounds			PF	TP	A	TO	Bk	Stl	Min
		FG-FGA	FG-FGA	FT-FTA	Off	Def	Tot								
02	Buchanan, Corie	g	2-7	0-0	1-4	0	5	5	2	5	1	1	0	0	28
05	Johnson, A.J.	g	2-5	0-3	2-2	0	2	2	1	6	0	0	0	0	26
10	Windham, Jazmine	g	1-2	1-1	2-2	2	1	3	0	5	0	0	1	1	28
15	Anderson, Aurielle	g	0-3	0-0	0-0	0	0	0	0	1	0	4	5	0	21
30	Morton, Alex	g	2-6	0-3	0-0	0	0	0	0	1	4	0	0	0	14
03	Henson, Julia	g	2-7	2-7	0-0	1	0	1	0	6	0	0	0	0	21
13	O'Brien, Michelle	g	0-3	0-3	1-2	1	0	1	0	1	0	1	0	1	11
14	Knowles, Jasmine	g	0-0	0-0	0-0	0	0	0	0	0	0	0	0	0	1
21	Harris, Marquisha	g	3-4	0-0	2-4	3	1	4	3	8	0	2	0	1	23
24	Woods, Miracle	g	3-7	0-0	0-0	1	2	3	2	6	0	2	0	0	19
52	Jessing, Jessica	g	0-2	0-1	0-0	0	1	1	1	0	0	0	0	0	5
54	Adaline, Rachel	g	0-0	0-0	0-0	0	0	0	0	0	0	0	0	0	3
Team						2	3	5							
Totals			15-46	3-18	8-16	10	15	25	12	41	5	12	1	5	200

FG % 1st Half: 6-26 23.1% 2nd half: 9-20 45.0% Game: 15-46 32.6%
3FG % 1st Half: 1-9 11.1% 2nd half: 2-9 22.2% Game: 3-18 16.7%
FT % 1st Half: 2-2 100.0% 2nd half: 6-14 42.9% Game: 8-16 50.0%

Deadball Rebounds 4

Michigan 60 • 9-2

#	Player	Total		3-Ptr		Rebounds			PF	TP	A	TO	Bk	Stl	Min
		FG-FGA	FG-FGA	FT-FTA	Off	Def	Tot								
44	Sheffer,Rachel	f	3-8	0-1	3-4	2	3	5	4	9	1	2	1	0	25
12	Thompson,Kate	g	6-12	4-8	0-0	10	10	10	1	16	1	1	1	0	38
14	Elmblad,Nicole	g	3-5	0-1	0-2	1	4	5	1	6	0	1	0	1	30
21	Jordan,Nya	g	0-0	0-0	0-0	1	4	5	2	0	1	2	0	0	18
24	Ryan,Jenny	g	4-9	1-2	0-0	1	2	3	3	8	7	3	1	2	35
01	Harris,Brenae	g	4-4	0-1	2-2	0	0	0	0	11	0	0	0	1	14
05	Ristovski, Madison	g	1-3	0-0	0-0	0	0	0	0	2	4	1	0	0	22
11	Arnold,Sam	g	4-5	0-0	0-0	2	1	3	2	8	0	2	0	2	17
22	Goree,Cysha	g	0-0	0-0	0-0	0	0	0	0	0	0	0	0	0	1
Team						1	1	2							
Totals			25-46	5-13	5-8	8	25	33	13	60	14	14	3	6	200

FG % 1st Half: 14-24 58.3% 2nd half: 11-22 50.0% Game: 25-46 54.3%
3FG % 1st Half: 3-6 50.0% 2nd half: 2-7 28.6% Game: 5-13 38.5%
FT % 1st Half: 0-0 0.0% 2nd half: 5-8 62.5% Game: 5-8 62.5%

Deadball Rebounds 1

Officials: Beverly Roberts, Jesse Dickerson, Bruce Morris
Technical fouls: Western Michigan-None. Michigan-None.
Attendance: 1322

Score by periods	1st	2nd	Total
Western Michigan	15	26	41
Michigan	31	29	60

G12: MICHIGAN

2012-13 BOX SCORES

G13: MICHIGAN VS. NIAGARA															
DEC. 29, 2012 - ANN ARBOR, MICH. (CRISLER CENTER)															
Official Basketball Box Score -- Game Totals -- Final Statistics															
Niagara vs Michigan															
12/29/12 2:00 PM at Crisler Center, Ann Arbor, MI															
Niagara 44 • 5-6															
#	Player	Total	3-Ptr	Rebounds			PF	TP	A	TO	Bk	Stl	Min		
		FG-FGA	FG-FGA	FT-FTA	Off	Def	Tot								
20	Flamm, Jessica	f 1-2	0-0	0-0	0	2	2	1	2	0	1	0	0	16	
30	Gatto, Lauren	f 5-6	0-0	2-3	1	3	4	1	12	0	2	1	3	28	
01	McGuinness, Meghan	q 0-0	0-0	0-0	0	1	1	1	0	2	0	0	0	9	
05	Johnson, Chanel	g 3-8	0-2	1-1	1	1	2	3	7	2	5	0	0	27	
15	Stroman, Kayla	g 3-10	1-7	1-2	0	2	2	2	8	1	2	0	2	26	
10	Van Leeuwen, Kelly	0-3	0-2	0-0	0	1	1	0	3	0	0	0	0	29	
11	Neal, Vanessa	1-1	1-1	0-0	0	0	0	1	3	0	1	0	0	5	
12	McKay, Taylor	0-3	0-1	0-0	0	0	0	1	0	0	1	0	0	6	
24	Britton, Shy	2-4	0-0	2-4	2	0	2	0	6	0	0	1	1	17	
23	Baldasare, Gabby	0-0	0-0	0-2	0	3	3	2	0	0	0	0	0	4	
24	Maxwell, Sylvia	1-7	0-2	1-3	2	0	2	0	3	2	4	0	0	18	
33	McQuade, Val	1-2	1-1	0-0	2	1	3	0	3	0	0	0	0	10	
42	Lapszynski, Sam	0-2	0-0	0-0	0	0	0	0	0	0	0	0	0	5	
	Team				1	0	1								
Totals		17-48	3-16	7-15	9	14	23	13	44	8	18	2	6	200	
FG % 1st Half:		9-22	40.9%	2nd half:	8-26	30.8%	Game:	17-48	35.4%						Deadball
3FG % 1st Half:		2-10	20.0%	2nd half:	1-6	16.7%	Game:	3-16	18.8%						Rebounds
FT % 1st Half:		0-0	0.0%	2nd half:	7-15	46.7%	Game:	7-15	46.7%						3
Michigan 82 • 11-2															
#	Player	Total	3-Ptr	Rebounds			PF	TP	A	TO	Bk	Stl	Min		
		FG-FGA	FG-FGA	FT-FTA	Off	Def	Tot								
44	Sheffer, Rachel	f 3-6	0-2	3-7	0	4	4	3	9	2	4	0	2	26	
12	Thompson, Kate	g 8-12	5-9	0-0	0	8	8	1	21	2	2	0	0	34	
14	Elmblad, Nicole	g 4-5	1-1	0-1	4	4	8	5	9	3	1	0	0	29	
21	Jordan, Nya	g 8-14	1-1	0-0	3	5	8	0	17	2	1	0	1	30	
24	Ryan, Jenny	q 5-10	2-3	2-2	1	2	3	4	14	8	2	0	4	30	
01	Harris, Brenae	2-4	0-0	0-0	2	1	3	0	4	2	2	0	2	16	
05	Ristovski, Madison	1-1	0-0	0-0	0	2	2	1	2	1	0	0	0	13	
11	Arnold, Sam	1-2	0-0	0-0	0	0	0	0	2	1	1	1	1	19	
22	Goree, Cyesha	2-2	0-0	0-0	1	0	1	1	4	0	0	0	0	3	
	Team				1	1	2								
Totals		34-56	9-16	5-10	12	27	39	15	82	15	1	10	200		
FG % 1st Half:		18-29	62.1%	2nd half:	16-27	59.3%	Game:	34-56	60.7%						Deadball
3FG % 1st Half:		5-8	62.5%	2nd half:	4-8	50.0%	Game:	9-16	56.3%						Rebounds
FT % 1st Half:		4-7	57.1%	2nd half:	1-3	33.3%	Game:	5-10	50.0%						1
Officials: Carol Comanita, Bruce Morris, Kevin Pethel															
Technical fouls: Niagara-None. Michigan-None.															
Attendance: 2144															
Score by periods		1st	2nd	Total											
Niagara		20	24	44											
Michigan		45	37	82											

G14: MICHIGAN VS. INDIANA															
JAN. 3, 2013 - ANN ARBOR, MICH. (CRISLER CENTER)															
Official Basketball Box Score -- Game Totals -- Final Statistics															
Indiana vs Michigan															
01/03/13 7:00 PM at Crisler Center, Ann Arbor, MI															
Indiana 48 • 9-5 (0-1)															
#	Player	Total	3-Ptr	Rebounds			PF	TP	A	TO	Bk	Stl	Min		
		FG-FGA	FG-FGA	FT-FTA	Off	Def	Tot								
22	Chaplin, Sasha	f 4-10	0-0	0-0	2	3	5	2	8	1	0	0	0	22	
24	Sinclair, Aulani	f 2-7	1-5	1-2	0	3	3	1	6	2	1	0	1	39	
55	Taufa, Milika	f 1-1	0-0	0-0	2	0	2	3	2	0	1	0	0	10	
01	McGhee, Jasmine	g 4-12	2-5	0-1	2	3	5	3	10	3	5	0	0	36	
11	Newbauer, Andrea	q 0-1	0-0	0-0	0	0	0	0	0	1	2	0	0	13	
04	Rubene, Linda	2-3	0-0	2-2	0	1	1	3	6	0	3	0	1	30	
12	Bell, Nicole	2-10	1-7	0-0	0	2	2	1	5	3	4	0	1	28	
32	Mize, Andrea	1-1	1-1	0-0	0	2	2	0	3	0	0	0	0	4	
44	Deloach, Simone	4-4	0-0	0-1	1	3	4	1	8	1	1	0	0	18	
	Team				1	2	3								
Totals		20-49	5-18	3-6	8	19	27	14	48	11	17	0	3	200	
FG % 1st Half:		10-27	37.0%	2nd half:	10-22	45.5%	Game:	20-49	40.8%						Deadball
3FG % 1st Half:		2-10	20.0%	2nd half:	3-8	37.5%	Game:	5-18	27.8%						Rebounds
FT % 1st Half:		0-2	0.0%	2nd half:	3-4	75.0%	Game:	3-6	50.0%						0.2
Michigan 65 • 12-2 (1-0)															
#	Player	Total	3-Ptr	Rebounds			PF	TP	A	TO	Bk	Stl	Min		
		FG-FGA	FG-FGA	FT-FTA	Off	Def	Tot								
44	Sheffer, Rachel	f 3-10	1-4	2-4	1	3	4	1	9	4	1	0	1	26	
12	Thompson, Kate	g 3-8	2-5	0-0	1	2	3	3	8	1	3	1	0	31	
14	Elmblad, Nicole	q 0-3	0-1	1-2	3	4	7	2	1	1	0	0	0	33	
21	Jordan, Nya	g 6-10	1-1	1-1	6	6	12	2	14	1	2	0	0	31	
24	Ryan, Jenny	q 3-14	0-2	5-6	1	7	8	2	11	9	2	1	4	39	
01	Harris, Brenae	2-4	1-2	0-0	0	1	1	0	5	0	0	1	0	15	
05	Ristovski, Madison	0-0	0-0	0-0	0	0	0	0	0	0	0	0	0	2	
11	Arnold, Sam	7-9	1-1	2-2	0	0	0	0	17	0	0	2	1	23	
	Team				0	1	1								
Totals		24-58	6-16	11-15	12	24	36	10	65	16	9	5	6	200	
FG % 1st Half:		10-28	35.7%	2nd half:	14-30	46.7%	Game:	24-58	41.4%						Deadball
3FG % 1st Half:		2-8	25.0%	2nd half:	4-8	50.0%	Game:	6-16	37.5%						Rebounds
FT % 1st Half:		7-10	70.0%	2nd half:	4-5	80.0%	Game:	11-15	73.3%						5
Officials: Brian Hall, Tim Daley, Kevin Dillard															
Technical fouls: Indiana-None. Michigan-None.															
Attendance: 1505															
Score by periods		1st	2nd	Total											
Indiana		22	26	48											
Michigan		29	36	65											

G15: MICHIGAN AT IOWA															
JAN. 6, 2013 - IOWA CITY, IOWA (CARVER-HAWKEYE ARENA)															
Official Basketball Box Score -- Game Totals -- Final Statistics															
Michigan vs Iowa															
1/6/13 12:00 PM at Carver-Hawkeye Arena, Iowa City, IA															
Michigan 68 • 13-2, 2-0															
#	Player	Total	3-Ptr	Rebounds			PF	TP	A	TO	Bk	Stl	Min		
		FG-FGA	FG-FGA	FT-FTA	Off	Def	Tot								
21	Jordan, Nya	f 3-6	0-1	1-2	4	3	7	1	7	1	1	0	1	35	
24	Ryan, Jenny	f 1-6	1-3	3-4	1	6	7	3	6	8	3	0	3	39	
44	Sheffer, Rachel	c 9-13	4-6	4-4	1	4	5	4	26	0	4	0	1	26	
12	Thompson, Kate	g 7-11	5-9	0-0	0	3	3	1	19	5	4	1	1	38	
14	Elmblad, Nicole	g 2-5	0-1	0-0	2	4	6	3	4	0	2	0	0	27	
01	Harris, Brenae	0-4	0-1	1-3	2	1	3	1	1	0	1	0	1	15	
05	Ristovski, Madison	1-1	0-0	0-0	0	1	1	1	2	0	0	0	0	3	
11	Arnold, Sam	1-2	0-1	1-1	0	1	1	3	3	0	0	1	0	17	
	Team				0	2	2								
Totals		24-48	10-22	10-14	10	25	35	17	68	14	16	2	7	200	
FG % 1st Half:		13-23	56.5%	2nd half:	11-25	44.0%	Game:	24-48	50.0%						Deadball
3FG % 1st Half:		7-12	58.3%	2nd half:	3-10	30.0%	Game:	10-22	45.5%						Rebounds
FT % 1st Half:		2-2	100.0%	2nd half:	8-12	66.7%	Game:	10-14	71.4%						2
Iowa 64 • 12-4, 1-1															
#	Player	Total	3-Ptr	Rebounds			PF	TP	A	TO	Bk	Stl	Min		
		FG-FGA	FG-FGA	FT-FTA	Off	Def	Tot								
24	Printy, Jaime	f 2-14	1-9	1-1	2	3	5	0	6	3	2	0	1	32	
51	Doolittle, Bethany	f 0-5	0-0	0-0	0	1	1	4	0	1	1	0	0	25	
12	Johnson, Morgan	c 4-7	0-0	2-3	3	4	7	4	10	2	0	1	2	39	
22	Logic, Samantha	g 6-13	2-4	2-2	5	4	9	3	16	9	3	1	3	38	
23	Taylor, Theairra	g 5-9	1-3	3-4	0	3	3	3	14	2	3	1	2	32	
11	Nesbitt, Trisha	0-0	0-0	0-0	0	0	0	0	0	0	0	0	0	3	
13	Thomas, Kathy	0-0	0-0	0-0	0	0	0	0	0	0	0	0	0	2	
21	Dixon, Melissa	6-14	5-9	0-0	3	0	3	2	17	0	2	0	0	25	
25	Peschel, Kali	0-0	0-0	1-2	1	0	1	0							

2012-13 BOX SCORES

G17: MICHIGAN AT NORTHWESTERN														
JAN. 17, 2013 - EVANSTON, ILL. (WELSH-RYAN ARENA)														
Official Basketball Box Score -- Game Totals -- Final Statistics														
Michigan vs Northwestern														
1/17/13 7:00 pm at Welsh-Ryan Arena (Evanston, IL)														
Michigan 67 • 15-2, 4-0														
#	Player	Total FG-FGA	3-Ptr FG-FGA	FT-FTA	Rebounds Off Def Tot	PF	TP	A	TO	Bk	Stl	Min		
21	Jordan, Nya	f 3-6	0-0	6-6	2 6 8	1	12	0	1	0	2	29		
44	Sheffer, Rachel	c 2-6	0-2	0-0	0 1 1	2	4	3	6	0	0	25		
12	Thompson, Kate	g 7-14	7-10	2-2	0 3 3	1	23	1	0	2	1	33		
14	Elmblad, Nicole	g 3-5	0-2	2-2	4 5 9	2	8	3	3	0	1	36		
24	Ryan, Jenny	g 3-10	0-4	0-1	1 4 5	0	6	7	2	0	1	38		
1	Harris, Brenae	f 1-3	0-1	2-2	0 0 0	0	4	0	1	0	0	9		
11	Arnold, Sam	g 4-7	0-1	0-0	1 1 2	0	8	2	1	0	0	20		
5	Ristovski, Madison	g 0-0	0-0	2-2	0 0 0	0	2	1	0	0	0	10		
Team				4 8 12				2						
Totals		23-51		7-20		14-15		12 28 40		6 67		17 16 2 5 200		
FG % 1st Half: 12-29 41.4% 2nd half: 11-22 50.0% Game: 23-51 45.1% Deadball Rebounds 0														
3FG % 1st Half: 3-11 27.3% 2nd half: 4-9 44.4% Game: 7-20 35.0%														
FT % 1st Half: 2-2 100.0 2nd half: 12-13 92.3% Game: 14-15 93.3%														
Northwestern 53 • 8-9, 0-4														
#	Player	Total FG-FGA	3-Ptr FG-FGA	FT-FTA	Rebounds Off Def Tot	PF	TP	A	TO	Bk	Stl	Min		
11	Douglas, Lauren	f 2-7	0-1	0-0	0 2 2	2	4	0	0	1	1	26		
25	Lyon, Maggie	f 3-15	2-9	0-0	1 0 1	2	8	6	1	0	2	38		
4	Hackney, Kendall	f 8-14	2-4	0-0	1 1 2	3	18	1	3	1	1	35		
31	Diamant, Danielle	c 3-10	2-6	1-2	1 3 4	1	9	1	2	0	1	35		
42	Roser, Karly	g 5-9	0-0	2-2	2 2 4	5	12	6	2	0	3	39		
13	Kedem, Nof	g 0-0	0-0	0-0	0 0 0	0	0	0	0	0	0	1		
40	Popovec, Kate	g 0-0	0-0	0-0	0 2 2	1	0	0	2	0	0	5		
5	Cohen, Alex	g 1-3	0-1	0-0	1 6 7	1	2	4	2	0	0	21		
Team				2 1 3				15 53		18 12 2 8		200		
FG % 1st Half: 9-24 37.5% 2nd half: 13-34 38.2% Game: 22-58 37.9% Deadball Rebounds 1														
3FG % 1st Half: 3-8 37.5% 2nd half: 3-13 23.1% Game: 6-21 28.6%														
FT % 1st Half: 2-2 100.0 2nd half: 1-2 50.0% Game: 3-4 75.0%														
Officials: Gina Cross, Michael McConnell, Bob Enterline														
Technical fouls: Michigan-None. Northwestern-None.														
Attendance: 582														
Score by periods		1st	2nd	Total										
Michigan		29	38	67										
Northwestern		23	30	53										

G18: MICHIGAN VS. PENN STATE														
JAN. 21, 2013 - ANN ARBOR, MICH. (CRISLER CENTER)														
Official Basketball Box Score -- Game Totals -- Final Statistics														
Penn State vs Michigan														
01/21/13 6:30 PM at Crisler Center, Ann Arbor, MI														
Penn State 59 • 15-2 (5-0)														
#	Player	Total FG-FGA	3-Ptr FG-FGA	FT-FTA	Rebounds Off Def Tot	PF	TP	A	TO	Bk	Stl	Min		
24	Nickson, Mia	f 3-6	0-0	1-1	2 2 4	3	7	0	1	1	2	23		
54	Greene, Nikki	c 4-6	0-0	0-0	4 7 11	4	8	0	3	3	0	18		
02	Taylor, Dara	g 2-6	0-1	1-1	1 5 6	1	5	2	4	0	2	28		
20	Bentley, Alex	g 8-21	0-7	0-0	0 2 2	3	16	3	3	0	5	37		
33	Lucas, Maggie	g 5-16	3-7	6-6	2 2 4	4	19	0	3	0	1	37		
05	East, Talia	g 0-1	0-0	0-0	2 4 6	0	0	0	0	1	0	13		
23	Edwards, Ariel	g 0-3	0-0	0-0	0 1 1	1	0	0	0	0	1	19		
25	Studevent, Gizelle	g 1-2	0-0	0-0	0 1 1	0	2	0	0	0	0	9		
44	Waldner, Tori	g 1-1	0-0	0-0	0 4 4	4	2	0	0	2	0	16		
Team				2 0 2				13 28 41		20 59		5 15 7 11 200		
FG % 1st Half: 13-32 40.6% 2nd half: 11-30 36.7% Game: 24-62 38.7% Deadball Rebounds 2.1														
3FG % 1st Half: 2-10 20.0% 2nd half: 1-5 20.0% Game: 3-15 20.0%														
FT % 1st Half: 4-4 100.0 2nd half: 4-4 100.0 Game: 8-8 100.0														
Michigan 49 • 15-3 (4-1)														
#	Player	Total FG-FGA	3-Ptr FG-FGA	FT-FTA	Rebounds Off Def Tot	PF	TP	A	TO	Bk	Stl	Min		
44	Sheffer, Rachel	f 5-15	1-5	9-12	2 8 10	1	20	1	6	0	2	35		
12	Thompson, Kate	g 3-16	3-14	0-0	1 1 2	1	9	1	1	2	0	37		
14	Elmblad, Nicole	g 1-4	0-2	0-0	4 1 5	2	2	2	0	0	1	30		
21	Jordan, Nya	g 1-2	0-0	1-2	2 5 7	3	3	0	1	0	2	28		
24	Ryan, Jenny	g 3-10	1-3	0-0	1 2 3	0	7	6	6	0	1	40		
01	Harris, Brenae	g 0-1	0-0	0-0	0 0 0	0	0	0	0	0	0	7		
05	Ristovski, Madison	g 1-2	0-1	3-4	0 0 0	0	5	0	1	0	0	6		
11	Arnold, Sam	g 1-4	1-1	0-0	1 2 3	3	3	0	0	1	0	17		
Team				1 3 4				10 49		10 15 3 7		200		
FG % 1st Half: 8-25 32.0% 2nd half: 7-29 24.1% Game: 15-54 27.8% Deadball Rebounds 3.1														
3FG % 1st Half: 4-14 28.6% 2nd half: 2-12 16.7% Game: 6-26 23.1%														
FT % 1st Half: 4-7 57.1% 2nd half: 9-11 81.8% Game: 13-18 72.2%														
Officials: Bev Roberts, Tina Napier, Maj Forsberg														
Technical fouls: Penn State-Greene, Nikki. Michigan-None.														
Attendance: 2842														
Score by periods		1st	2nd	Total										
Penn State		32	27	59										
Michigan		24	25	49										

G19: MICHIGAN AT INDIANA														
JAN. 24, 2013 - BLOOMINGTON, IND. (ASSEMBLY HALL)														
Official Basketball Box Score -- Game Totals -- Final Statistics														
Michigan vs Indiana														
01/24/13 7 p.m. at Bloomington, Ind. (Assembly Hall)														
Michigan 61 • 16-3, 5-1														
#	Player	Total FG-FGA	3-Ptr FG-FGA	FT-FTA	Rebounds Off Def Tot	PF	TP	A	TO	Bk	Stl	Min		
21	Jordan, Nya	f 4-7	0-1	2-3	6 5 11	0	10	2	0	0	2	36		
44	Sheffer, Rachel	c 6-14	1-4	6-9	2 4 6	1	19	3	5	1	2	33		
12	Thompson, Kate	g 3-9	3-9	4-4	1 3 4	4	13	0	3	2	0	28		
14	Elmblad, Nicole	g 1-2	0-0	0-0	0 3 3	4	2	1	3	0	0	27		
24	Ryan, Jenny	g 3-7	2-2	2-2	1 6 7	3	10	3	1	0	2	40		
01	Harris, Brenae	g 0-1	0-0	0-0	0 1 1	0	0	0	0	0	0	9		
05	Ristovski, Madison	g 0-3	0-1	0-0	0 0 0	0	0	2	0	0	0	14		
11	Arnold, Sam	g 3-4	1-1	0-0	0 1 1	1	7	0	0	1	0	13		
Team				0 5 5				11 12 4		6		200		
FG % 1st Half: 10-27 37.0% 2nd half: 10-20 50.0% Game: 20-47 42.6% Deadball Rebounds 1														
3FG % 1st Half: 6-13 46.2% 2nd half: 1-5 20.0% Game: 7-18 38.9%														
FT % 1st Half: 11-12 91.7% 2nd half: 3-6 50.0% Game: 14-18 77.8%														
Indiana 43 • 10-9, 1-5														
#	Player	Total FG-FGA	3-Ptr FG-FGA	FT-FTA	Rebounds Off Def Tot	PF	TP	A	TO	Bk	Stl	Min		
04	Rubene, Linda	f 1-7	0-0	0-2	3 2 5	3	2	0	0	0	0	23		
24	Sinclair, Aulani	f 5-15	2-7	2-3	3 2 5	3	14	3	3	0	2	40		
44	Deloach, Simone	c 0-7	0-0	1-2	6 4 10	3	1	2	5	1	0	36		
01	McGhee, Jasmine	g 3-13	2-6	2-2	2 1 3	4	10	0	3	0	2	35		
11	Newbauer, Andrea	g 0-1	0-1	1-2	0 1 1	1	1	1	1	1	0	17		
12	Bell, Nicole	g 4-9	3-7	0-0	0 1 1	1	11	3	0	0	0	25		
22	Chaplin, Sasha	g 2-5	0-0	0-0	0 4 4	1	4	1	0	1	1	14		
32	Mize, Andrea	g 0-0	0-0	0-0	0 1 1	1	0	0	1	0	0	3		
55	Taufa, Milika	g 0-1	0-0	0-0	1 0 1	3	0	0	0	0	0	7		
Team				3 4 7				20 43		10 13 3 5		200		
FG % 1st Half: 8-27 29.6% 2nd half: 7-31 22.6% Game: 15-58 25.9% Deadball Rebounds 2														
3FG % 1st Half: 4-12 33.3% 2nd half: 3-9 33.3% Game: 7-21 33.3%														
FT % 1st Half: 4-8 50.0% 2nd half: 2-3 66.7% Game: 6-11 54.5%														
Officials: Lisa Mattingly, Sue Blauch, Bill Larence														
Technical fouls: Michigan-None. Indiana-None.														
Attendance: 1787														
Score by periods		1st	2nd	Total										
Michigan		37	24	61										
Indiana		24	19	43										

G20: MICHIGAN VS. IOWA													
JAN. 27, 2013 - ANN ARBOR, MICH. (CRISLER CENTER)													



Head Coach Kim Barnes Arico

First Year

Montclair State, '93

Career W-L: 286-208

Kim Barnes Arico was announced as the ninth head coach in the 40-year history of the Wolverines women's basketball program on April 20, 2012.

Prior to joining the Maize and Blue, she spent 10 seasons at the helm of the St. John's women's hoops program, building the Red Storm into a national power and one of the elite teams in the Big East Conference. She guided St. John's to four NCAA Tournament appearances, with the Red Storm advancing to the Sweet 16 in 2012 after back-to-back second-round appearances (2010, '11). In 2006, she led St. John's to the NCAA Tournament for the first time since 1988.

Barnes Arico led her Red Storm teams into postseason competition seven of her 10 seasons, with four NCAA Tournament berths and three WNIT appearances. She reached at least the second round of each national tournament in all seven appearances.

The winningest women's basketball coach in St. John's history, Barnes Arico compiled a 176-133 overall record with the Red Storm, with five 20-win campaigns, including three straight to end her tenure. She was twice named Big East Coach of the Year (2006, 2012) and had 11 of her players earn All-Big East honors and six receive all-rookie team selection.

In 2011-12, St. John's posted a 24-10 overall record and finished second (13-3) in the Big East standings, trailing only Final Four participant Notre Dame and pushing Connecticut to third in the league with a win over the Huskies during the regular season. Barnes Arico was named the 2012 Big East Coach of the Year and was a finalist for the USBWA National Coach of the Year award. St. John's finished No. 15 in the final USA Today Coaches poll and reached its highest-ever ranking of No. 13 by the Associated Press (March 5, 2012).

The highlight of the 2011-12 season and the St. John's program was when Barnes Arico and her Red Storm ended Connecticut's 99-game home winning streak with a 57-56 score on Feb. 19, 2012, at Gampel Pavilion in Storrs, Conn. Shenneika Smith's three-pointer from the wing with eight seconds left lifted the Red Storm to victory over the No. 2 Huskies. It was also the UConn's first home loss to an unranked opponent in nearly 19 years.

Prior to accepting her position at St. John's, Barnes Arico was extremely successful in three seasons at the NCAA Division II Adelphi (1999-2002). She led the Panthers to three consecutive postseason appearances, posting a 65-24 overall record and a 51-13 league mark, and guided Adelphi to a 28-win season in 2001-02, the year the program returned to the NCAA Tournament field for the first time since 1987.

In 2001-02, Adelphi won its first New York Collegiate Athletic Conference (NYCAC) championship and advanced to the Sweet 16 of the NCAA Tournament. The Panthers won their first 21 games of the season, finished with a 28-3 record, and earned the school's first national ranking in school history. Adelphi completed the season ranked No. 12 in the final polls. Barnes Arico was named the NYCAC, NIT/Metropolitan Basketball Writers Division II and Nassau County Sports Commission Outstanding Female Coach of the Year.

Adelphi finished the 2000-01 regular season tied for second in the NYCAC with a 19-11 record and finished second in the Eastern College Athletic Conference Tournament. Barnes Arico guided her team to an 18-10 record in her first season, tying the program high for wins in a season. She led the program to its first postseason berth, qualifying for the ECAC Tournament, and was recognized for her team's success by being named the 2000 NYCAC Coach of the Year.

In addition to her coaching responsibilities, Barnes Arico served as an assistant athletic director and was the academic liaison for student-athletes at Adelphi. She also served as a member of the NCAA Division II Northeast Regional Selection Committee and the ECAC Advisory Committee.

Barnes Arico started her head coaching career at Fairleigh Dickinson-Madison, a Division III University in New Jersey. She led the Devils to a 13-11 record during

the 1996-97 season before accepting the head coaching post at New Jersey Institute of Technology for two seasons (1997-99). Helping the program transition from Division III to Division II, Barnes Arico was named the New Jersey Coach of the Year after taking the program from the five-win total in her first season to 11 victories in year two.

A native of Mastic Beach, N.Y., Barnes Arico helped lead Stony Brook University to the 1989 NCAA Division III Tournament as a freshman. She spent her final three seasons at Montclair State University, serving as captain during her junior and senior seasons. Barnes Arico led the team to back-to-back ECAC Tournament appearances in 1991 and 1992 and was the team's leading scorer both seasons. A scholar-athlete award recipient, Barnes Arico graduated from Montclair State in 1993 with a bachelor's degree in physical education and health.

Barnes Arico went into teaching after graduation, accepting a position as a physical education and health teacher at the Academy of Saint Aloysius in Jersey City, N.J., during the 1993-94 academic year. She left Saint Aloysius and moved into an identical position at Chatham High School in Chatham, N.J., from 1994-96.

She was a member of the Kodak All-America selection committee for four seasons (2006-09). Barnes Arico served the past two seasons on the NCAA Regional Advisory Committee as the Big East Conference representative.

Barnes Arico and her husband, Larry Arico, are the parents of a son, Trevor, and daughters Emma and Cecelia.

Coaching Highlights

- Big East Coach of the Year (2006 & 2012)
- Finalist for the USBWA National Coach of the Year (2012)
- MBWA Coach of the Year (2006)
- Basketball Coaches Association of New York State Coach of the Year (2005, 2010, 2011)
- NYCAC Coach of the Year (2000 & 2002)
- NIT/Metro Writers Coach of the Year (2002)
- Nassau County Sports Commission Outstanding Female Coach of the Year (2002)
- Inducted in the William Floyd High School Athletic Hall of Fame (2007)

Career Highlights

- Winningest Head Coach in St. John's History (176 wins)
- Four NCAA Tournament appearances (2006, '10, '11, '12)
- Reached the NCAA Sweet 16 (2012)
- Highest seed in St. John's history (No. 3, 2012)
- Three WNIT appearances (2005, '08, '09)
- Nine consecutive appearances in Big East Tournament (2004-12)
- Coached Big East Freshman of the Year (2009, Da'Shena Stevens)
- Coached 11 All-Big East selections and six All-Rookie Team selections
- Coached Big East Scholar-Athlete and Sportsmanship Award winner (2012, Da'Shena Stevens)



#1 Brenae Harris
Sophomore
Guard
Marion, Ohio/Marion Harding



2012-13 Game-By-Game

Sophomore (2012-13)

- Appeared in all 19 games - starting the first six games
- Scored in double-figures twice, scoring a career-high 11 points against Detroit (Nov. 9) and Western Michigan (Dec. 15)
- Made first career start against Detroit (Nov. 9)

Freshman (2011-12)

- Earned first varsity letter, appearing in 22 contests off the bench
- Made collegiate debut against Florida Atlantic (11/14/11)

High School

- Averaged 21.9 points per game as a senior
- Four-time all-conference and three-time conference MVP
- Also ran participated in track and field

Personal

- Enrolled in the School of Kinesiology
- Father, William Harris Jr., played basketball and mother, Gwendolyn, participated in track and field at Alabama State
- Birthday is November 9, 1992

Opp.	Date	GS	Min	FG-A	Pct	3F-A	Pct	FT-A	Pct	O-D-T	Avg	PF	FO	A	TO	Blk	Stl	Pts	Avg	
DETROIT	11/09/12	*	33	3-4	.750	1-1	1.000	4-5	.800	0-1-1	1.0	0	0	0	3	0	0	11	11.0	
at Xavier	11/12/12	*	32	3-8	.375	0-0	.000	3-4	.750	1-6-7	4.0	0	0	1	1	1	3	9	10.0	
at Utah	11/16/12	*	28	1-3	.333	0-0	.000	2-2	1.000	0-1-1	3.0	0	0	0	0	0	0	4	8.0	
SHU	11/19/12	*	23	1-2	.500	0-0	.000	0-0	.000	0-2-2	2.8	0	0	1	3	0	0	2	6.5	
HARVARD	11/23/12	*	22	3-6	.500	0-2	.000	0-0	.000	2-0-2	2.6	0	0	1	1	0	0	6	6.4	
BOSTONU	11/24/12	*	23	0-3	.000	0-1	.000	0-0	.000	2-0-2	2.5	0	0	0	0	0	0	0	5.3	
#4 DUKE	11/28/12		5	0-0	.000	0-0	.000	0-0	.000	0-0-0	2.1	0	0	0	1	0	1	0	4.6	
FLORIDA	12/01/12		6	1-1	1.00	1-1	1.000	0-0	.000	0-1-1	2.0	0	0	0	1	0	0	3	4.4	
at Ill. St.	12/5/12		7	0-1	.000	0-0	.000	0-0	.000	0-1-1	1.9	0	0	1	0	0	1	0	3.9	
at EMU	12/11/12		11	2-2	1.00	1-1	1.00	0-0	.000	1-0-1	1.8	0	0	0	1	1	0	5	4.0	
WMU	12/15/12		14	4-4	1.00	1-1	1.000	2-2	1.000	0-0-0	1.6	0	0	0	0	0	1	11	4.6	
VALPO	12/20/12		14	2-3	.667	1-2	.500	0-0	.000	0-1-1	1.6	1	0	0	0	0	2	5	4.7	
NIAGARA	12/29/12		16	2-4	.500	0-0	.000	0-0	.000	2-1-3	1.7	0	0	2	2	0	2	4	4.6	
INDIANA	01/03/13		15	2-4	.500	1-2	.500	0-0	.000	0-1-1	1.6	0	0	0	0	1	0	5	4.6	
at Iowa	1/6/13		15	0-4	.000	0-1	.000	1-3	.333	2-1-3	1.7	1	0	0	1	0	1	1	4.4	
WISC	01/13/13		16	1-4	.250	0-1	.000	1-2	.500	0-0-0	1.6	1	0	1	0	0	1	3	4.3	
at NU	1/17/13		9	1-3	.333	0-1	.000	2-2	1.000	0-0-0	1.5	0	0	0	1	0	0	4	4.3	
PENN ST	01/21/13		7	0-1	.000	0-0	.000	0-0	.000	0-0-0	1.4	0	0	0	0	0	1	0	4.1	
at Indiana	01/24/13		9	0-1	.000	0-0	.000	0-0	.000	0-1-1	1.4	0	0	0	0	0	0	0	3.8	
Totals			6	305	26-58	.448	6-14	.429	15-20	.750	10-17-27	1.4	3	0	7	15	3	13	73	3.8

Games played: 19
 Minutes/game: 16.1
 Points/game: 3.8
 FG Pct: 44.8
 3FG Pct: 42.9
 FT Pct: 75.0

Rebounds/game: 1.4
 Assists/game: 0.4
 Turnovers/game: 0.8
 Assist/turnover ratio: 0.5
 Steals/game: 0.7
 Blocks/game: 0.2

Harris' Career Highs

Points: 11, Detroit -- 11/09/12 ; Western Michigan -- 12/15/12
Rebounds: 7, at Xavier -- 11/12/12
Assists: 3, at Iowa -- 02/26/12
Steals: 3, at Xavier -- 11/12/12
Blocks: 1, 4 times
FG made: 4, Western Michigan -- 12/15/12 ; Indiana State -- 12/17/11
FG attempts: 8, at Xavier -- 11/12/12
3FG made: 1, 7 times
3FG attempts: 3, Illinois State -- 12/22/11
FT made: 4, Detroit -- 11/09/12
FT attempts: 5, Detroit -- 11/09/12

Year	GP	GS	Min	Avg	FG	Total		3-Point		F-Throw		Rebounds		PF	FO	Ast	TO	Blk	Stl	Pts	Avg				
						FGA	Pct	FG	FGA	Pct	FT	FTA	Pct									Off	Def	Tot	Avg
2011-12	22	0	191	8.7	20	47	.426	1	10	.100	3	6	.500	3	14	17	0.8	13	2	11	44	2.0			
2012-13	19	6	305	16.1	26	58	.448	6	14	.429	15	20	.750	10	17	27	1.4	3	0	7	15	3	13	73	3.8
TOTAL	41	6	496	12.1	46	105	.438	7	24	.292	18	26	.692	13	31	44	1.1	16	0	18	28	5	24	117	2.9





#3 Kelsey Mitchell
Freshman
Forward
Detroit, Mich./Inkster

Freshman (2012-13)


- Will miss the 2012-13 season with a knee injury, suffered during summer workouts

High School

- Finished as runner-up to teammate Madison Ristovski for Michigan Miss Basketball
- Earned Associated Press Class A all-state honors as a senior
- As a senior, averaged 17.3 points, 14.1 rebounds, 4.3 and 8.1 blocks per game
- Led Inkster to the state semi-finals as a senior
- Helped Inkster capture the 2011 Class A state championship as a junior, averaging 17.5 points, 12.5 rebounds, 5.1 assists and 6.5 blocks per game
- Earned all-state and all-metro honors following sophomore season, going for 14.7 points, 11.0 rebounds, 3.8 assists and 9.1 blocks per game

Personal

- Enrolled in the College of Literature, Science and the Arts
- Father, Ollie, played football at Wayne State and was the first African-American quarterback to ever start a game at Wayne State
- Birthday: September 17, 1994



#5 Madison Ristovski
Freshman
Guard
Sterling Heights, Mich./University Liggett

Freshman (2012-13)

- Appeared in all 19 games off the bench
- Dished out a career-high five assists at Eastern Michigan (Dec. 11)
- Totaled six points, going 1-for-2 from the field and 4-for-5 from the free throw line against Boston U (Nov. 24)
- Scored a career-best nine points in 17 minutes of action at Xavier (Nov. 12)
- Made Michigan debut against Detroit (Nov. 9), scoring two points.

High School

- 2012 Michigan Miss Basketball and Michigan Gatorade Player of the Year
- 2012 PARADE All-American
- No. 1 rated player in the state of Michigan as a senior
- 2012 Class C Player of the Year
- Averaged 20 points, eight assists and six rebounds per game as senior
- Ranks seventh all-time in scoring in MHSAA history with 2,412 points

Personal

- Enrolled in the College of Literature, Science and the Arts
- Majoring in English
- Birthday is December 24, 1993

2012-13 Game-By-Game

Opp.	Date	GS	Min	FG-A	Pct	3F-A	Pct	FT-A	Pct	O-D-T	Avg	PF	FO	A	TO	Blk	Stl	Pts	Avg
DETROIT	11/09/12	11	0-0	.000	0-0	.000	2-2	1.000	0-0-0	0.0	1	0	2	2	0	0	2	2.0	
at Xavier	11/12/12	17	4-6	.667	1-1	1.000	0-0	.000	1-0-1	0.5	1	0	3	0	0	1	9	5.5	
at Utah	11/16/12	19	1-4	.250	0-0	.000	0-0	.000	0-2-2	1.0	0	0	0	1	0	0	2	4.3	
SHU	11/19/12	26	2-3	.667	0-1	.000	0-0	.000	0-4-4	1.8	1	0	3	4	0	2	4	4.3	
HARVARD	11/23/12	20	0-2	.000	0-0	.000	0-0	.000	0-0-0	1.4	1	0	4	0	0	1	0	3.4	
BOSTONU	11/24/12	14	1-2	.500	0-1	.000	4-5	.800	0-1-1	1.3	1	0	2	0	0	0	6	3.8	
#4 DUKE	11/28/12	17	1-4	.250	0-1	.000	0-0	.000	1-0-1	1.3	1	0	4	0	0	0	2	3.6	
FLORIDA	12/01/12	22	1-3	.333	0-2	.000	0-0	.000	0-2-2	1.4	0	0	3	1	0	0	2	3.4	
at Ill. St.	12/05/12	21	1-2	.500	1-1	1.000	2-2	1.00	0-1-1	1.3	0	0	1	1	0	1	5	3.6	
at EMU	12/11/12	25	1-5	.200	0-3	.000	0-0	.000	0-4-4	1.6	1	0	5	5	0	2	2	3.4	
WMU	12/15/12	22	1-3	.333	0-0	.000	0-0	.000	0-0-0	1.5	0	0	4	1	0	0	2	3.3	
VALPO	12/20/12	23	2-4	.500	0-2	.000	0-0	.000	0-2-2	1.5	0	0	2	0	0	2	4	3.3	
NIAGARA	12/29/12	13	1-1	1.00	0-0	.000	0-0	.000	0-2-2	1.5	1	0	2	1	0	0	2	3.2	
INDIANA	01/03/13	2	0-0	.000	0-0	.000	0-0	.000	0-0-0	1.4	0	0	0	0	0	0	0	3.0	
at Iowa	1/6/13	3	1-1	1.00	0-0	.000	0-0	.000	0-1-1	1.4	1	0	0	0	0	0	2	2.9	
WISC	01/13/13	7	0-1	.000	0-1	.000	0-0	.000	0-0-0	1.3	0	0	0	0	0	0	0	2.8	
at NU	1/17/13	10	0-0	.000	0-0	.000	2-2	1.000	0-0-0	1.2	0	0	1	0	0	0	2	2.7	
PENN ST	01/21/13	6	1-2	.500	0-1	.000	3-4	.750	0-0-0	1.2	0	0	1	0	0	1	0	5	2.8
at Indiana	01/24/13	14	0-3	.000	0-1	.000	0-0	.000	0-0-0	1.1	0	0	2	0	0	0	0	2.7	
Totals		0	292	18-46	.391	2-15	.133	13-15	.867	2-19-21	1.1	9	0	38	17	0	9	51	2.7

Games played: 19
 Minutes/game: 15.4
 Points/game: 2.7
 FG Pct: 39.1
 3FG Pct: 13.3
 FT Pct: 86.7

Rebounds/game: 1.1
 Assists/game: 2.0
 Turnovers/game: 0.9
 Assist/turnover ratio: 2.2
 Steals/game: 0.5

Ristovski's Career Highs

- Points:** 9, at Xavier -- 11/12/12
- Rebounds:** 4, Seton Hall -- 11/19/12 ; at Eastern Michigan -- 12/11/12
- Assists:** 5, at Eastern Michigan -- 12/11/12
- Steals:** 2, Seton Hall -- 11/19/12 ; at Eastern Michigan -- 12/11/12; Valparaiso -- 12/20/12
- FG made:** 4, at Xavier -- 11/12/12
- FG attempts:** 6, at Xavier -- 11/12/12
- 3FG made:** 1, at Xavier -- 11/12/12 ; at Illinois State -- 12/5/12
- 3FG attempts:** 3, at Eastern Michigan -- 12/11/12
- FT made:** 4, Boston University -- 11/24/12
- FT attempts:** 5, Boston University -- 11/24/12

Year	GP	GS	Min	Avg	FG	Total		3-Point			F-Throw		Rebounds				PF	FO	Ast	TO	Blk	Stl	Pts	Avg	
						FGA	Pct	FG	FGA	Pct	FT	FTA	Pct	Off	Def	Tot									Avg
2012-13	19	0	292	15.4	18	46	.391	2	15	.133	13	15	.867	2	19	21	1.1	9	0	38	17	0	9	51	2.7
TOTAL	19	0	292	15.4	18	46	.391	2	15	.133	13	15	.867	2	19	21	1.1	9	0	38	17	0	9	51	2.7



#11 Sam Arnold
Senior
Forward
Medinah, Ill./Lake Park

Senior (2012-13)

- Played in 18 games off the bench, scoring in double figures three times
- Scored a career-best 17 points on 7-for-9 shooting against Indiana (Jan. 3)
- Totaled 10 points on 5-for-5 shooting and four rebounds against Valparaiso (Dec. 20)
- Scored eight points and grabbed three rebounds in 17 minutes against Western Michigan (Dec. 15)
- Had 11 points on 4-for-5 shooting and grabbed six rebounds in 24 minutes at Eastern Michigan (Dec. 11)

Junior (2011-12)

- Saw action in all 32 games off the bench
- Averaged 5.0 points, 1.3 rebounds and 13.1 minutes played per game
- Led reserves in scoring in eight games
- Played a season-high 26 minutes against Oklahoma in the NCAA Tournament (3/18/12), scoring 11 points and grabbing three rebounds
- Recorded a season-high of 13 points twice, against Ohio State (1/7/12) and at Iowa (2/26/12)

Sophomore (2010-11)

- Saw action in 30 games off the bench
- Averaged 6.5 points, 1.5 rebounds and 14.4 minutes played per game
- Tallied her first career double-double against Buffalo (11/26/10) with 13 points and a career-best 11 rebounds

Freshman (2009-10)

- Saw action in 24 games off the bench
- Made her collegiate debut against Ball State (11/13/09)
- Averaged 2.3 points and 0.8 rebounds and 5.1 minutes played per game
- Scored a career-high 16 points on 5-of-7 shooting from the floor against Stephen F. Austin (11/27/11)

High School

- Lake Park's all-time leading scorer with over 2,000 career points
- Four-time Upstate Eight All-Conference performer and three-time Champaign News Gazette All-State selection
- Named to the Illinois Coaches Association All-Area teams as well as Daily Herald, Chicago Sun Times and Press Publications All-Area squads as a senior
- Ranked No. 79 in the Blue Star Basketball Report and was ranked No. 218 in the All-Star Girls Basketball Report

Personal

- Enrolled in College of Literature, Science and the Arts
- Majoring in psychology
- Birthday is November 11, 1990

2012-13 Game-By-Game

Opp.	Date	GS	Min	FG-A	Pct	3FG-A	Pct	FT-A	Pct	O-D-T	Avg	PF	FO	A	TO	Blk	Stl	Pts	Avg
DETROIT	11/09/12	7	0-1	.000	0-0	.000	0-0	.000	0-1-1	1.0	1	0	1	0	0	0	0	0	0.0
at Xavier	11/12/12	4	1-1	1.00	0-0	.000	0-0	.000	0-1-1	1.0	0	0	0	0	1	0	2	1.0	
at Utah	11/16/12	13	1-2	.500	0-0	.000	0-0	.000	1-4-5	2.3	0	0	0	0	1	0	2	1.3	
SHU	11/19/12	13	2-2	1.00	0-0	.000	2-3	.667	1-1-2	2.3	0	0	2	1	1	1	6	2.5	
HARVARD	11/23/12	2	0-1	.000	0-0	.000	0-0	.000	0-0-0	1.8	0	0	0	0	0	0	0	2.0	
#4 DUKE	11/28/12	6	1-1	1.00	0-0	.000	0-0	.000	0-2-2	1.8	1	0	1	0	0	0	2	2.0	
FLORIDA	12/01/12	8	1-3	.333	0-1	.000	0-0	.000	0-1-1	1.7	1	0	0	1	0	0	2	2.0	
at Ill. St.	12/5/12	18	3-6	.500	0-0	.000	1-1	1.00	0-5-5	2.1	1	0	2	3	1	0	7	2.6	
at EMU	12/11/12	24	4-5	.800	1-1	1.00	2-2	1.00	2-4-6	2.6	1	0	1	1	2	1	11	3.6	
WMU	12/15/12	17	4-5	.800	0-0	.000	0-0	.000	2-1-3	2.6	2	0	0	2	0	2	8	4.0	
VALPO	12/20/12	17	5-5	1.00	0-0	.000	0-0	.000	1-3-4	2.7	1	0	0	1	0	0	10	4.5	
NIAGARA	12/29/12	19	1-2	.500	0-0	.000	0-0	.000	0-0-0	2.5	0	0	1	1	1	1	2	4.3	
INDIANA	01/03/13	23	7-9	.778	1-1	1.000	2-2	1.000	0-0-0	2.3	0	0	0	0	2	1	17	5.3	
at Iowa	1/6/13	17	1-2	.500	0-1	.000	1-1	1.000	0-1-1	2.2	3	0	0	0	1	0	3	5.1	
WISC	01/13/13	15	1-3	.333	1-2	.500	0-0	.000	0-0-0	2.1	1	0	0	3	1	1	3	5.0	
at NU	1/17/13	20	4-7	.571	0-1	.000	0-0	.000	1-1-2	2.1	0	2	1	0	0	0	8	5.2	
PENN ST	01/21/13	17	1-4	.250	1-1	1.000	0-0	.000	1-2-3	2.1	3	0	0	0	1	0	3	5.1	
at Indiana	01/24/13	13	3-4	.750	1-1	1.000	0-0	.000	0-1-1	2.1	1	0	0	0	1	0	7	5.2	
Totals		0	253	40-63	.635	5-9	.556	8-9	.889	9-28-37	2.1	16	0	10	14	13	7	93	5.2

Games played: 18
 Minutes/game: 14.1
 Points/game: 5.2
 FG Pct: 63.5
 3FG Pct: 55.6
 FT Pct: 88.9

Rebounds/game: 2.1
 Assists/game: 0.6
 Turnovers/game: 0.8
 Assist/turnover ratio: 0.7
 Steals/game: 0.4
 Blocks/game: 0.7

Arnold's Career Highs

- Points:** 17, Indiana -- 01/03/13
- Rebounds:** 11, vs Buffalo -- 11/26/10
- Assists:** 4, at Indiana State -- 11-22-10
- Steals:** 2, UTAH -- 11/17/11 ; vs MARQUETTE -- 11/26/11; Western Michigan -- 12/15/12
- Blocks:** 3, Alcorn State -- 11/12/10 ; Iowa State -- 12/04/11
- FG made:** 7, Indiana -- 01/03/13
- FG attempts:** 14, Purdue -- 01/23/11
- 3FG made:** 4, at Marquette -- 11/19/10
- 3FG attempts:** 9, at Marquette -- 11/19/10
- FT made:** 5, Iowa -- 02/16/12
- FT attempts:** 6, Iowa -- 02/16/12

Year	GP	GS	Total		3-Point			F-Throw			Rebounds				PF	FO	Ast	TO	Blk	Stl	Pts	Avg			
			Min	Avg	FG	FGA	Pct	FG	FGA	Pct	FT	FTA	Pct	Off									Def	Tot	Avg
2009-10	24	0	122	5.1	20	45	.444	7	22	.318	8	12	.667	7	12	19	0.8	14	0	1	11	1	3	55	2.3
2010-11	30	0	431	14.4	75	172	.436	23	73	.315	23	30	.767	11	35	46	1.5	30	0	21	17	18	4	196	6.5
2011-12	32	0	418	13.1	63	163	.387	14	47	.298	20	27	.741	13	29	42	1.3	22	0	9	15	15	12	160	5.0
2012-13	18	0	253	14.1	40	63	.635	5	9	.556	8	9	.889	9	28	37	2.1	16	0	10	14	13	7	93	5.2
TOTAL	104	0	1224	11.8	198	443	.447	49	151	.325	59	78	.756	40	104	144	1.4	82	0	41	57	47	26	504	4.8





#12 Kate Thompson
Senior
Guard
Plymouth, Minn./Wayzata

Senior (2012-13)

- Started all 19 games, scoring in double figures 15 times
- Has 15 games with at least three three-pointers made
- Hit at least five three-pointers in seven games
- Set a new school record with seven three-pointers against Northwestern (Jan. 17) after tying the previous mark (six) twice
- Has four 20-point games on the season
- Her total of 66 three-pointers this season is already the second-best total in U-M history
- Ranks fourth all-time with 154 career triples
- Recorded first career double-double with 16 points and 10 rebounds against Western Michigan (Dec. 15)

Junior (2011-12)

- Academic All-Big Ten
- Played in all 32 games as a reserve, averaging 8.2 points (262 total) and 2.7 rebounds (87 total)
- Finished second on the team in three-point field goals made (38)
- Scored in double figures in 11 games

Sophomore (2010-11)

- Academic All-Big Ten
- Played in all 30 games off the bench, averaging 7.7 points (232 total) and 3.3 rebounds (100 total) per game
- Scored in 29 of U-M's 30 games, leading the team in scoring in four games
- Led the Wolverines in three-point field goal percentage, shooting a .408 clip (42-103) for the season

Freshman (2009-10)

- Saw action in 23 games, averaging 1.5 points (35 total) and 0.6 rebounds (14 total) per contest
- Made collegiate debut against Ball State (Nov. 13), scoring a season-high nine points on 3-of-4 shooting from the field, including going 3-of-3 from long range

High School

- Averaged more than 15 points and nine rebounds during her high school career
- Scored over 1,000 points during her career
- Three-time All-Classic Lake Conference performer
- Minnesota All-Girls Prep honorable mention

Personal

- Enrolled in the College of Literature, Science and the Arts
- Major is Molecular, Cellular and Developmental Biology
- Plans on going to medical school following graduation in the hopes of becoming a pediatrician
- Birthday is October 5, 1990

2012-13 Game-By-Game

Opp.	Date	GS	Min	FG-A	Pct	3F-A	Pct	FT-A	Pct	O-D-T	Avg	PF	FO	A	TO	Blk	Stl	Pts	Avg	
DETROIT	11/09/12	*	37	7-13	.538	4-7	.571	0-0	.000	0-4-4	4.0	1	0	2	3	2	0	18	18.0	
at Xavier	11/12/12	*	37	5-12	.417	4-7	.571	0-0	.000	4-2-6	5.0	2	0	1	4	4	0	14	16.0	
at Utah	11/16/12	*	29	2-6	.333	1-3	.333	0-0	.000	0-5-5	5.0	3	0	0	3	0	0	5	12.3	
SHU	11/19/12	*	29	7-13	.538	5-9	.556	0-0	.000	1-6-7	5.5	3	0	1	3	2	1	19	14.0	
HARVARD	11/23/12	*	36	9-16	.563	6-9	.667	0-0	.000	0-7-7	5.8	0	0	1	2	3	0	24	16.0	
BOSTONU	11/24/12	*	33	5-12	.417	2-7	.286	0-0	.000	0-4-4	5.5	2	0	0	0	0	2	12	15.3	
#4 DUKE	11/28/12	*	28	3-10	.300	3-7	.429	1-2	.500	0-2-2	5.0	2	0	2	3	3	1	10	14.6	
FLORIDA	12/01/12	*	31	7-14	.500	3-7	.429	4-7	.571	1-0-1	4.5	3	0	1	1	0	0	21	15.4	
at Ill. St.	12/5/12	*	34	7-14	.500	4-9	.444	0-0	.000	0-4-4	4.4	1	0	1	3	1	2	18	15.7	
at EMU	12/11/12	*	33	6-16	.375	5-13	.385	0-0	.000	2-3-5	4.5	2	0	2	3	0	0	17	15.8	
WMU	12/15/12	*	38	6-12	.500	4-8	.500	0-0	.000	0-10-10	5.0	1	0	1	1	1	0	16	15.8	
VALPO	12/20/12	*	29	6-14	.429	6-12	.500	0-0	.000	1-3-4	4.9	2	0	3	2	0	0	18	16.0	
NIAGARA	12/29/12	*	34	8-12	.667	5-9	.556	0-0	.000	0-8-8	5.2	1	0	2	2	0	0	21	16.4	
INDIANA	01/03/13	*	31	3-8	.375	2-5	.400	0-0	.000	1-2-3	5.0	3	0	1	3	1	0	8	15.8	
at Iowa	1/6/13	*	38	7-11	.636	5-9	.556	0-0	.000	0-3-3	4.9	1	0	5	4	1	1	19	16.0	
WISC	01/13/13	*	37	2-10	.200	0-4	.000	2-3	.667	1-5-6	4.9	2	0	1	0	1	2	6	15.4	
at NU	1/17/13	*	33	7-14	.500	7-10	.700	2-2	1.000	0-3-3	4.8	1	0	1	0	2	1	23	15.8	
PENN ST	01/21/13	*	37	3-16	.188	3-14	.214	0-0	.000	1-1-2	4.7	1	0	1	1	2	0	9	15.4	
at Indiana	01/24/13	*	28	3-9	.333	3-9	.333	4-4	1.000	1-3-4	4.6	4	0	0	3	2	0	13	15.3	
Totals			19	632	103-232	.444	72-158	456	13-18	722	13-75-88	4.6	35	0	26	41	25	10	291	15.3

Games played: 19
 Minutes/game: 33.3
 Points/game: 15.3
 FG Pct: 44.4
 3FG Pct: 45.6
 FT Pct: 72.2

Rebounds/game: 4.6
 Assists/game: 1.4
 Turnovers/game: 2.2
 Assist/turnover ratio: 0.6
 Steals/game: 0.5
 Blocks/game: 1.3

Thompson's Career Highs

- Points:** 24, Harvard -- 11/23/12
- Rebounds:** 10, Western Michigan -- 12/15/12
- Assists:** 5, at Iowa -- 1/6/13
- Steals:** 4, at Penn State -- 01/12/12 ; at Wisconsin -- 01/30/12
- Blocks:** 4, at Xavier -- 11/12/12
- FG made:** 9, Harvard -- 11/23/12
- FG attempts:** 16, at Penn State -- 01/12/12 ; Harvard -- 11/23/12; at Eastern Michigan -- 12/11/12
- 3FG made:** 7, at Northwestern -- 01/17/13
- 3FG attempts:** 13, at Eastern Michigan -- 12/11/12
- FT made:** 6, UTAH -- 11/17/11
- FT attempts:** 7, Florida -- 12/01/12

Year	GP	GS	Min	Avg	FG	Total			3-Point			F-Throw			Rebounds				PF	FO	Ast	TO	Blk	Stl	Pts	Avg
						FGA	Pct	FG	FGA	Pct	FT	FTA	Pct	Off	Def	Tot	Avg									
2009-10	23	0	103	4.5	12	24	.500	8	14	.571	3	5	.600	5	9	14	0.6	13	0	3	13	1	2	35	1.5	
2010-11	30	0	639	21.3	78	191	.408	42	103	.408	34	47	.723	23	77	100	3.3	49	0	31	47	22	23	232	7.7	
2011-12	32	0	670	20.9	96	242	.397	38	115	.330	32	43	.744	30	57	87	2.7	46	0	44	49	24	29	262	8.2	
2012-13	19	19	632	33.3	103	232	.444	72	158	.456	13	18	.722	13	75	88	4.6	35	0	26	41	25	10	291	15.3	
TOTAL	104	19	2044	19.7	289	689	.419	160	390	.410	82	113	.726	71	218	289	2.8	143	0	104	150	72	64	820	7.9	





#14 Nicole Elmlad
Sophomore
Guard
St. Ignace, Mich./LaSalle

Sophomore (2012-13)

- Started all 19 games, playing all 40 minutes three times
- Scored eight points with nine rebounds and three assists at Northwestern (Jan. 17)
- Tied a career high with nine points against Niagara (Dec. 29), adding eight rebounds and three assists
- Grabbed 10 rebounds in 36 minutes of action at Illinois State (Dec. 5)
- Had six points, nine rebounds and four assists against Florida (Dec. 1)
- Totaled nine points, nine rebounds, four assists and three steals against Boston U (Nov. 24)

Freshman (2011-12)

- Played in 31 games, earning starts in the first 15 games of the season • Averaged 2.4 points, 1.9 rebounds and 12.7 minutes played per game
- Made first career start and collegiate debut at Florida (11/11/11), scoring six points while grabbing six rebounds in 29 minutes of action
- Scored a season-high eight points against Michigan State (Feb. 5)

High School

- Class Valedictorian
- Helped LaSalle to three conference championship titles (2009-11), a state runner -up (2010) and a state championship crown (2011)
- Averaged 20.2 points (1,965 points), 9.5 rebounds (927 rebounds), 4.7 assists (462 assists) and 4.3 steals (421 steals) for her career
- Following her senior season, named Upper Peninsula Player of the Year, Associated Press Class C Player of the Year and BCAM Best of the Best
- Selected to the Detroit News Dream Team, Detroit Free Press Dream Team (captain) and finished in the voting as Michigan Miss Basketball Runner-up

Personal

- Enrolled in the College of Literature, Science and Arts
- Brother, Eric, was a three-time letterwinner in ice hockey (2008-09-10) at Michigan.
- Birthday is February 26, 1993

2012-13 Game-By-Game

Opp.	Date	GS	Min	FG-A	Pct	3FG-A	Pct	FT-A	Pct	O-D-T	Avg	PF	FO	A	TO	Blk	Stl	Pts	Avg		
DETROIT	11/09/12	*	40	2-9	.222	1-6	.167	0-0	.000	3-3-6	6.0	3	0	2	1	0	3	5	5.0		
at Xavier	11/12/12	*	31	1-7	.143	0-3	.000	0-0	.000	3-3-6	6.0	3	0	4	2	1	2	2	3.5		
at Utah	11/16/12	*	40	2-11	.182	0-3	.000	0-0	.000	2-6-8	6.7	0	0	3	3	0	0	4	3.7		
SHU	11/19/12	*	32	3-9	.333	0-2	.000	2-2	1.000	0-4-4	6.0	3	0	3	2	0	1	8	4.8		
HARVARD	11/23/12	*	30	1-3	.333	0-1	.000	1-1	1.000	1-4-5	5.8	4	0	3	0	0	0	3	4.4		
BOSTONU	11/24/12	*	31	2-4	.500	0-1	.000	5-6	.833	3-6-9	6.3	1	0	4	3	0	3	9	5.2		
#4 DUKE	11/28/12	*	40	2-4	.500	0-0	.000	2-2	1.000	5-2-7	6.4	2	0	1	3	0	1	6	5.3		
FLORIDA	12/01/12	*	35	2-8	.250	0-3	.000	2-2	1.000	3-6-9	6.8	5	1	4	3	1	1	6	5.4		
at Ill. St.	12/5/12	*	36	1-4	.250	0-1	.000	0-2	.000	4-6-10	7.1	0	0	1	6	0	0	2	5.0		
at EMU	12/11/12	*	19	1-2	.500	0-0	.000	0-0	.000	1-4-5	6.9	1	0	0	2	0	1	2	4.7		
WMU	12/15/12	*	30	3-5	.600	0-1	.000	0-2	.000	1-4-5	6.7	1	0	0	1	0	1	6	4.8		
VALPO	12/20/12	*	31	2-4	.500	1-1	1.000	1-2	.500	3-2-5	6.6	0	0	3	3	0	1	6	4.9		
NIAGARA	12/29/12	*	29	4-5	.800	1-1	1.000	0-1	.000	4-4-8	6.7	5	1	3	1	0	0	9	5.2		
INDIANA	01/03/13	*	33	0-3	.000	0-1	.000	1-2	.500	3-4-7	6.7	2	0	1	0	0	0	1	4.9		
at Iowa	1/6/13	*	27	2-5	.400	0-1	.000	0-0	.000	2-4-6	6.7	3	0	0	2	0	0	4	4.9		
WISC	01/13/13	*	26	1-4	.250	0-1	.000	5-5	1.000	1-2-3	6.4	2	0	0	1	0	1	7	5.0		
at NU	1/17/13	*	36	3-5	.600	0-2	.000	2-2	1.000	4-5-9	6.6	2	0	3	3	0	1	8	5.2		
PENN ST	01/21/13	*	30	1-4	.250	0-2	.000	0-0	.000	4-1-5	6.5	2	0	2	0	0	1	2	5.0		
at Indiana	01/24/13	*	27	1-2	.500	0-0	.000	0-0	.000	0-3-3	6.3	4	0	1	3	0	0	2	4.8		
Totals			19	603	34-98	.347	3-30	.100	21-29	.724	47-73	120	6.3	43	2	38	39	2	17	92	4.8

Games played: 19
 Minutes/game: 31.7
 Points/game: 4.8
 FG Pct: 34.7
 3FG Pct: 10.0
 FT Pct: 72.4

Rebounds/game: 6.3
 Assists/game: 2.0
 Turnovers/game: 2.1
 Assist/turnover ratio: 1.0
 Steals/game: 0.9
 Blocks/game: 0.1

Elmlad's Career Highs

- Points:** 9, Boston University -- 11/24/12; Niagara -- 12/29/12
- Rebounds:** 10, at Illinois State -- 12/5/12
- Assists:** 4, at Xavier -- 11/12/12; Boston University -- 11/24/12; Florida -- 12/01/12
- Steals:** 3, Detroit -- 11/09/12; Boston University -- 11/24/12; vs MARQUETTE -- 11/26/11
- Blocks:** 1, at Xavier -- 11/12/12; Florida -- 12/01/12
- FG made:** 3, 5 times
- FG attempts:** 11, at Utah -- 11/16/12
- 3FG made:** 2, Michigan State -- 02/05/12; vs MARQUETTE -- 11/26/11
- 3FG attempts:** 6, Detroit -- 11/09/12
- FT made:** 5, Boston University -- 11/24/12; vs. Wisconsin -- 1/13/13
- FT attempts:** 6, Boston University -- 11/24/12

Year	GP	GS	Min	Avg	FG	Total			3-Point			F-Throw			Rebounds				PF	FO	Ast	TO	Blk	Stl	Pts	Avg
						FGA	Pct	FG	FGA	Pct	FT	FTA	Pct	Off	Def	Tot	Avg									
2011-12	31	15	394	12.7	26	88	.295	7	31	.226	15	19	.789	18	40	58	1.9	40	1	22	30	0	15	74	2.4	
2012-13	19	19	603	31.7	34	98	.347	3	30	.100	21	29	.724	47	73	120	6.3	43	2	38	39	2	17	92	4.8	
TOTAL	50	34	997	19.9	60	186	.323	10	61	.164	36	48	.750	65	113	178	3.6	83	3	60	69	2	32	166	3.3	





#21 Nya Jordan
Senior
Forward
Detroit, Mich./Detroit Community

Senior (2012-13)

- Appeared in all 19 games, starting the last 13 contests
- Had second double-double of the season with 10 points and 11 rebounds at Indiana (Jan. 24)
- Almost recorded a double-double with 12 points and eight rebounds at Northwestern (Jan. 17)
- Played a season-high 35 minutes at Iowa (Jan. 6), scoring seven points and grabbing six rebounds
- Recorded a double-double with 14 points and 12 rebounds against Indiana (Jan. 3)
- Tied a career high with 17 points to go with eight rebounds against Niagara (Dec. 29)
- Grabbed 14 rebounds against Valpo (Dec. 20), setting a new career best
- Narrowly missed out on a double-double at Eastern Michigan (Dec. 11), scoring nine points and grabbing 10 rebounds

Junior (2011-12)

- Played in all 32 games, starting 16 times
- Averaged 3.9 points, 3.4 rebounds and 18.4 minutes per game
- Recorded first career double-double against Penn State (1/26/12), scoring 10 points and grabbing 12 rebounds in a career-high 38 minutes
- Tallied second career double-double at Nebraska (2/9/12), scoring 11 points with 10 rebounds

Sophomore (2010-11)

- Saw action in 13 games as a starter before suffering season-ending knee injury
- Averaged 7.2 points (93 total) per game and 4.2 rebounds (55 total) in 28.4 minutes per game
 - Tallied a career-best 17 points against Indiana State (11/22/10), including three three-pointers

Freshman (2009-10)

- Named team's Most Improved Player
- Saw action in 29 games, averaging 2.1 points (60 total) and 2.2 (65 total) rebounds in 9.8 minutes per game
- Made collegiate debut against Ball State (11/13/09), scoring two points and grabbing three rebounds

High School

- Averaged more than 15 points and 10 rebounds per game
- Ranked No. 117 in the All-Star Girls Report
- 2009 Sporting News honorable mention Preseason All-American
- Named to Detroit Free Press All-Detroit team
- 2009 Michigan Miss Basketball Finalist.

Personal

- Enrolled in the School of Art and Design
- Birthday is October 13, 1991

2012-13 Game-By-Game

Opp.	Date	GS	Min	FG-A	Pct	3F-A	Pct	FT-A	Pct	O-D-T	Avg	PF	FO	A	TO	Blk	Stl	Pts	Avg
DETROIT	11/09/12	1	0-0	.000	0-0	.000	0-0	.000	0-0-0	0.0	0	0	0	0	0	0	0	0	0.0
at Xavier	11/12/12	3	0-2	.000	0-1	.000	0-0	.000	1-0-1	0.5	1	0	0	0	0	0	0	0	0.0
at Utah	11/16/12	5	0-0	.000	0-0	.000	0-0	.000	0-0-0	0.3	0	0	1	0	0	0	0	0	0.0
SHU	11/19/12	11	0-1	.000	0-0	.000	4-4	1.000	2-4-6	1.8	0	0	1	3	0	1	4	1.0	
HARVARD	11/23/12	21	4-6	.667	0-0	.000	1-2	.500	4-2-6	2.6	0	0	3	0	0	0	0	9	2.6
BOSTONU	11/24/12	22	2-5	.400	0-0	.000	3-3	1.000	2-2-4	2.8	1	0	4	1	0	0	7	3.3	
#4 DUKE	11/28/12 *	31	3-6	.500	0-1	.000	2-4	.500	1-3-4	3.0	2	0	1	4	0	0	8	4.0	
FLORIDA	12/01/12 *	35	1-5	.200	1-1	1.000	0-0	.000	3-8-11	4.0	0	0	0	3	0	1	3	3.9	
at Ill. St.	12/5/12 *	20	0-3	.000	0-0	.000	2-3	.667	1-2-3	3.9	1	0	1	0	0	1	2	3.7	
at EMU	12/11/12 *	22	4-7	.571	0-0	.000	2-3	.667	3-6-9	4.4	1	0	2	2	0	1	10	4.3	
WMU	12/15/12 *	18	0-0	.000	0-0	.000	0-0	.000	1-4-5	4.5	2	0	1	2	0	0	0	3.9	
VALPO	12/20/12 *	33	3-6	.500	1-2	.500	0-1	.000	5-9-14	5.3	2	0	3	2	0	1	7	4.2	
NIAGARA	12/29/12 *	30	8-14	.571	1-1	1.000	0-0	.000	3-5-8	5.5	0	0	2	1	0	1	17	5.2	
INDIANA	01/03/13 *	31	6-10	.600	1-1	1.000	1-1	1.000	6-6-12	5.9	2	0	1	2	0	0	14	5.8	
at Iowa	1/6/13 *	35	3-6	.500	0-1	.000	1-2	.500	4-3-7	6.0	1	0	1	1	0	1	7	5.9	
WISC	01/13/13 *	25	2-3	.667	0-1	.000	3-3	1.000	3-3-6	6.0	2	0	1	1	1	1	7	5.9	
at NU	1/17/13 *	29	3-6	.500	0-0	.000	6-6	1.000	2-6-8	6.1	1	0	0	1	0	2	12	6.3	
PENN ST	01/21/13 *	28	1-2	.500	0-0	.000	1-2	.500	2-5-7	6.2	3	0	0	1	0	2	3	6.1	
at Indiana	01/24/13 *	36	4-7	.571	0-1	.000	2-3	.667	6-5-11	6.4	0	0	2	0	0	2	10	6.3	
Totals		13	436	44-89	.494	4-10	.400	28-37	.757	49-73-122	6.4	19	0	24	24	1	14	120	6.3

Games played: 19
 Minutes/game: 22.9
 Points/game: 6.3
 FG Pct: 49.4
 3FG Pct: 40.0
 FT Pct: 75.7

Rebounds/game: 6.4
 Assists/game: 1.3
 Turnovers/game: 1.3
 Assist/turnover ratio: 1.0
 Steals/game: 0.7
 Blocks/game: 0.1

Jordan's Career Highs

- Points:** 17, at Indiana State -- 11-22-10 ; Niagara -- 12/29/12
- Rebounds:** 14, Valparaiso -- 12/20/12
- Assists:** 7, New Mexico State -- 12/13/10
- Steals:** 3, Northwestern -- 02/02/12 ; at Iowa -- 02/26/12
- Blocks:** 1, 8 times
- FG made:** 8, Niagara -- 12/29/12
- FG attempts:** 14, Detroit -- 12/18/10 ; Niagara -- 12/29/12
- 3FG made:** 3, at Indiana State -- 11/22/10
- 3FG attempts:** 7, Detroit -- 12/18/10
- FT made:** 6, at Northwestern -- 01/17/13
- FT attempts:** 7, Penn State -- 01/26/12 ; at Indiana State -- 11-22-10

Year	GP	GS	Min	Avg	FG	Total			3-Point			F-Throw			Rebounds				PF	FO	Ast	TO	Blk	Stl	Pts	Avg
						FGA	Pct	FT	FTA	Pct	Off	Def	Tot	Avg												
2009-10	29	0	285	9.8	22	53	.415	3	9	.333	13	26	.500	28	37	65	2.2	20	0	15	26	1	6	60	2.1	
2010-11	14	13	369	26.4	35	89	.393	8	27	.296	15	28	.536	13	42	55	3.9	23	0	36	35	3	11	93	6.6	
2011-12	32	16	588	18.4	46	125	.368	7	27	.259	27	46	.587	46	62	108	3.4	42	0	43	50	4	24	126	3.9	
2012-13	19	13	436	22.9	44	89	.494	4	10	.400	28	37	.757	49	73	122	6.4	19	0	24	24	1	14	120	6.3	
TOTAL	94	42	1678	17.9	147	356	.413	22	73	.301	83	137	.606	136	214	350	3.7	104	0	118	135	9	55	399	4.2	



#22 Cyesha Goree
Sophomore
Forward
Grand Rapids, Mich./Wyoming Park

Sophomore (2012-13)

- Appeared in four games
- Scored a career-best four points in three minutes against Niagara (Dec. 29)

Freshman (2011-12)

- Earned first varsity letter, appearing in three games
- Named Most Improved Player at the end of the year banquet
- Made collegiate debut against Florida Atlantic (Nov. 14), tallying two points, two rebounds and one steal

High School

- Averaged 16.9 points (560 points), 13.7 rebounds (455 rebounds), 3.7 assists (124 assists) and 2.8 steals (95 steals) in her two-year career at WPHS
- Holds school record for most blocks in a season with 73
- Recorded three 20-point /20-rebound performances
- Selected to Grand Rapids Press All-Area Dream Team following her junior and senior years
- Named all-conference four times, including honorable mentions after her freshman and sophomore seasons
- Two-time all-state first team selection and honorable mention following sophomore campaign

Personal

- Enrolled in the School of Kinesiology
- Majoring in physical education
- Birthday is August 4, 1993

2012-13 Game-By-Game

Opp.	Date	GS	Min	FG-A	Pct	3FG-A	Pct	FT-A	Pct	O-D-T	Avg	PF	FO	A	TO	Blk	Stl	Pts	Avg
SHU	11/19/12	3	1-1	1.00	0-0	.000	0-0	.000	0-0-0	0.0	0	0	0	0	0	1	0	2	2.0
WMU	12/15/12	1	0-0	.000	0-0	.000	0-0	.000	0-0-0	0.0	0	0	0	0	0	0	0	0	1.0
VALPO	12/20/12	3	0-0	.000	0-0	.000	0-0	.000	0-0-0	0.0	0	0	0	0	0	0	0	0	0.7
NIAGARA	12/29/12	3	2-2	1.00	0-0	.000	0-0	.000	1-0-1	0.3	1	0	0	0	0	0	0	4	1.5
Totals		0	10	3-3	1.00	0-0	.000	0-0	.000	1-0-1	0.3	1	0	0	0	1	0	6	1.5

Games played: 4
 Minutes/game: 2.5
 Points/game: 1.5
 FG Pct: 100.0


Rebounds/game: 0.3
 Blocks/game: 0.3

Goree's Career Highs

- Points:** 4, Niagara -- 12/29/12
- Rebounds:** 2, Florida Atlantic -- 11/14/11
- Steals:** 1, Florida Atlantic -- 11/14/11
- Blocks:** 1, Seton Hall -- 11/19/12
- FG made:** 2, Niagara -- 12/29/12
- FG attempts:** 2, Florida Atlantic -- 11/14/11 ; Niagara -- 12/29/12
- FT made:** 1, Indiana -- 01/22/12
- FT attempts:** 2, Indiana -- 01/22/12

Year	GP	GS	Min	Avg	FG	Total			3-Point			F-Throw			Rebounds				PF	FO	Ast	TO	Blk	Stl	Pts	Avg
						FGA	Pct	FG	FGA	Pct	FT	FTA	Pct	Off	Def	Tot	Avg									
2011-12	3	0	9	3.0	1	2	.500	0	0	.000	1	3	.333	1	1	2	0.7	1	0	0	0	0	1	3	1.0	
2012-13	4	0	10	2.5	3	3	1.000	0	0	.000	1	0	1	0.3	1	0	0	0	1	0	6	1	0	6	1.5	
TOTAL	7	0	19	2.7	4	5	.800	0	0	.000	1	3	.333	2	1	3	0.4	2	0	0	0	1	1	9	1.3	





#24 Jenny Ryan
Senior
Guard
Saginaw, Mich./Saginaw Nouvel Catholic Central

Senior (2012-13)

- Started all 18 games, playing all 40 minutes five times
- Has 11 games with at least five assists
- Scored in double figures 10 times
- Ranks second all-time at Michigan in steals (265) and assists (416)
- Scored a career-best 19 points against Wisconsin (Jan. 13)
- Almost turned in the first triple-double in Michigan history, going for 11 points, nine assists and eight rebounds against Indiana (Jan. 3)
- Totaled 14 points, eight assists, four steals and three rebounds against Niagara (Dec. 29)
- Totaled 13 points, seven assists and four steals against Valpo (Dec. 20)
- Matched a then-career high with 18 points on 7-for-10 shooting against No. 4 Duke (Nov. 28)
- Made 100th career appearance against Utah (Nov. 16)

Junior (2011-12)

- All-Big Ten Defensive Team
- CoSIDA/Capital One Academic All-District
- Academic All-Big Ten
- Started all 32 games, averaging 6.8 points, 6.4 rebounds, 4.1 assists, 3.1 steals and 34.8 minutes per game
- Led the Big Ten Conference with 98 total steals
- Became the fifth Wolverine to record 200 steals in a career

Sophomore (2010-11)

- Academic All-Big Ten
- Started all 30 games, averaging 7.3 points (219 total) and 5.0 (151 total) rebounds per game
- Led the Wolverines in minutes played (35.9/game), assists (106) and steals (63)
- Scored in double figures seven times

Freshman (2009-10)

- Saw action in all 35 games, starting 34
- Averaged 5.6 (195 total) points and 5.8 (204 total) rebounds per game
- Made collegiate debut against Ball State (11/13/09)
- Had four games with at least 10 rebounds and 11 games with at least three steals

High School

- Led her team to two Class C State Championships (2006 and 2008)
- 2009 Michigan Miss Basketball
- Three-time member of the Detroit Free Press All-State Dream Team, Detroit Free Press All-State first team and Saginaw News Dream Team
- 2008 AP Class C Player of the Year
- Holds two state records in the MHSAA State finals; most points scored in a quarter (17) and most steals in a game (12)

Personal

- Enrolled in the College of Literature, Science and the Arts
- Majoring in Communications
- Father, Tim, played basketball at Saginaw Valley State University
- Birthday is December 22, 1990

2012-13 Game-By-Game

Opp.	Date	GS	Min	FG-A	Pct	3F-A	Pct	FT-A	Pct	O-D-T	Avg	PF	FO	A	TO	Blk	Stl	Pts	Avg	
DETROIT	11/09/12	*	39	6-14	.429	3-6	.500	3-4	.750	0-3-3	3.0	1	0	6	3	0	0	18	18.0	
at Xavier	11/12/12	*	40	2-5	.400	0-2	.000	4-4	1.00	0-4-4	3.5	3	0	3	3	2	4	8	13.0	
at Utah	11/16/12	*	23	4-9	.444	0-1	.000	0-0	.000	1-2-3	3.3	0	0	2	1	0	0	8	11.3	
SHU	11/19/12	*	31	4-7	.571	1-2	.500	2-4	.500	0-6-6	4.0	2	0	3	2	1	1	11	11.3	
HARVARD	11/23/12	*	38	6-11	.545	2-3	.667	3-4	.750	0-3-3	3.8	2	0	6	2	1	4	17	12.4	
BOSTONU	11/24/12	*	40	5-9	.556	3-4	.750	2-4	.500	2-6-8	4.5	2	0	1	4	0	0	15	12.8	
#4 DUKE	11/28/12	*	39	7-10	.700	2-2	1.000	2-3	.667	0-5-5	4.6	2	0	3	5	0	1	18	13.6	
FLORIDA	12/01/12	*	40	2-7	.286	2-5	.400	3-6	.500	0-7-7	4.9	1	0	5	4	0	1	9	13.0	
at Ill. St.	12/5/12	*	39	4-5	.800	1-2	.500	3-4	.750	0-7-7	5.1	3	0	5	4	0	1	12	12.9	
at EMU	12/11/12	*	34	0-6	.000	0-3	.000	0-0	.000	0-2-2	4.8	1	0	6	1	0	2	0	11.6	
WMU	12/15/12	*	35	4-9	.444	0-2	.000	0-0	.000	1-2-3	4.6	3	0	7	3	1	2	8	11.3	
VALPO	12/20/12	*	27	5-12	.417	1-6	.167	2-2	1.00	0-1-1	4.3	0	0	7	1	0	4	13	11.4	
NIAGARA	12/29/12	*	30	5-10	.500	2-3	.667	2-2	1.00	1-2-3	4.2	4	0	8	2	0	4	14	11.6	
INDIANA	01/03/13	*	39	3-14	.214	0-2	.000	5-6	.833	1-7-8	4.5	2	0	9	2	1	4	11	11.6	
at Iowa	1/6/13	*	39	1-6	.167	1-3	.333	3-4	.750	1-6-7	4.7	3	0	8	3	0	3	6	11.2	
WISC	01/13/13	*	40	8-19	.421	1-3	.333	2-2	1.00	1-2-3	4.6	1	0	2	6	0	4	19	11.7	
at NU	1/17/13	*	38	3-10	.300	0-4	.000	0-1	.000	1-4-5	4.6	0	0	7	2	0	1	6	11.4	
PENN ST	01/21/13	*	40	3-10	.300	1-3	.333	0-0	.000	1-2-3	4.5	0	0	6	6	0	1	7	11.1	
at Indiana	01/24/13	*	40	3-7	.429	2-2	1.000	2-2	1.00	1-6-7	4.6	3	0	3	1	0	2	10	11.1	
Totals			19	691	75-180	.417	22-58	.379	38-52	.731	11-77-88	4.6	33	0	97	55	6	39	210	11.1

Games played: 19
 Minutes/game: 36.4
 Points/game: 11.1
 FG Pct: 41.7
 3FG Pct: 37.9
 FT Pct: 73.1

Rebounds/game: 4.6
 Assists/game: 5.1
 Turnovers/game: 2.9
 Assist/turnover ratio: 1.8
 Steals/game: 2.1
 Blocks/game: 0.3

Ryan's Career Highs

- Points:** 19, Wisconsin -- 01/13/13
- Rebounds:** 13, at DETROIT -- 12/19/09
- Assists:** 12, Illinois State -- 12/22/11
- Steals:** 9, Florida Atlantic -- 11/14/11
- Blocks:** 3, at Iowa -- 12/6/09 ; Minnesota -- 01/15/12 ; at Eastern Michigan -- 03-17-11
- FG made:** 8, Wisconsin -- 01/13/13
- FG attempts:** 19, Wisconsin -- 01/13/13
- 3FG made:** 3, 4 times
- 3FG attempts:** 7, at Wisconsin -- 02/19/11 ; Detroit -- 12/18/10
- FT made:** 7, Northwestern -- 02/02/12
- FT attempts:** 10, Northwestern -- 02/02/12

Year	GP	GS	Min	Avg	FG	Total			3-Point			F-Throw			Rebounds				PF	FO	Ast	TO	Blk	Stl	Pts	Avg
						FGA	Pct	FG	FGA	Pct	FT	FTA	Pct	Off	Def	Tot	Avg									
2009-10	35	34	1145	32.7	79	196	.403	12	52	.231	25	41	.610	75	129	204	5.8	58	1	84	58	14	67	195	5.6	
2010-11	30	30	1076	35.9	79	162	.488	22	63	.349	39	52	.750	44	107	151	5.0	57	0	106	50	9	63	219	7.3	
2011-12	32	32	1115	34.8	80	181	.442	23	68	.338	35	44	.795	48	157	205	6.4	55	2	132	53	15	98	218	6.8	
2012-13	19	19	691	36.4	75	180	.417	22	58	.379	38	52	.731	11	77	88	4.6	33	0	97	55	6	39	210	11.1	
TOTAL	116	115	4027	34.7	313	719	.435	79	241	.328	137	189	.725	178	470	648	5.6	203	3	419	216	44	267	842	7.3	





#32 Rebecca Lyttle
Freshman
Forward
Miramar, Fla./Hollywood Christian

Freshman (2012-13)

- Has yet to see game action

High School

- Broward County Fab Five as a senior (2012)
- Missed majority of senior season with a knee injury
- Four-time All-Broward County
- Led Hollywood Christian to the Class 1A championship as a junior (2011)
- Named FHSAA Player of the Year after leading Hollywood Christian to the state title
- Averaged 13 points, seven rebounds and four assists as a junior
- As a sophomore (2010), helped Hollywood Christian finish as state runner-up after averaging 13 points, eight rebounds and 3.5 assists per contest

Personal

- Enrolled in the College of Literature, Science and the Arts
- Birthday is December 20, 1993

2012-13 Game-By-Game

Opp. Date GS Min FG-A Pct 3F-A Pct FT-A Pct O-D-T Avg PF FO A TO Blk Stl Pts Avg

Lyttle's Career Highs

- Points:**
- Rebounds:**
- Assists:**
- Steals:**
- Blocks:**
- FG made:**
- FG attempts:**
- 3FG made:**
- 3FG attempts:**
- FT made:**
- FT attempts:**



#34 Val Driscoll
Junior
Forward
Stoughton, Mass./Archbishop Williams

Junior (2012-13)

- Will miss the 2012-13 season after suffering a knee injury during summer workouts

Sophomore (2011-12)

- Played in six games, averaging 1.0 points and 0.7 rebounds per game
- Scored a season-high three points and grabbed a season-best four rebounds against Indiana (1/22/11)
- Scored in double figures in 22 games, including five games with at least 20 points
- Posted two double-doubles on the season
- Scored a career-best 25 points on 10-for-12 shooting against Illinois State (12/22/11)

Freshman (2010-11)

- Saw action in 16 games
- Averaged 1.6 points per game and 0.6 rebounds in 3.8 minutes per game
- Made collegiate debut against Alcorn State (Nov. 12), scoring six points on 3-of-3 shooting in a career-high 11 minutes
- Scored a career-high eight points against Wake Forest (Dec. 5)

High School

- Led her prep squad to back-to-back Division 3 State Championships in 2006-07 and 2007-08
- Four-time Catholic League All-Star
- First player in Archbishop Williams history to tally 1,000 career rebounds
- 2008 ESPN Rise.com Greater Boston "Top 10 Girls Basketball Players to Watch"
- ESPN Rise.com Greater Boston second team all-area selection

Personal

- Enrolled in the College of Literature, Science and the Arts
- Birthday: February 21, 1992

Driscoll's Career Highs

Points: 8, Wake Forest -- 12/01/10
Rebounds: 4, Indiana -- 01/22/12
Assists: 1, at Purdue -- 01/06/11 ; Alcorn State -- 11/12/10
Steals: 1, Wake Forest -- 12/01/10 ; Indiana State -- 12/17/11 ; Detroit -- 12/18/10
Blocks: 2, at Purdue -- 01/06/11
FG made: 3, Alcorn State -- 11/12/10 ; Wake Forest -- 12/01/10
FG attempts: 4, Wake Forest -- 12/01/10
FT made: 2, Wake Forest -- 12/01/10
FT attempts: 2, 4 times

Year	GP	GS	Min	Avg	FG	Total		3-Point			F-Throw			Rebounds				PF	FO	Ast	TO	Blk	Stl	Pts	Avg
						FGA	Pct	FG	FGA	Pct	FT	FTA	Pct	Off	Def	Tot	Avg								
2010-11	16	0	61	3.8	11	15	.733	0	0	.000	4	6	.667	0	4	4	0.3	2	0	2	1	5	2	26	1.6
2011-12	6	0	19	3.2	2	4	.500	0	0	.000	2	3	.667	2	2	4	0.7	2	0	0	4	0	1	6	1.0
TOTAL	22	0	80	3.6	13	19	.684	0	0	.000	6	9	.667	2	6	8	0.4	4	0	2	5	5	3	32	1.5



#44 Rachel Sheffer
Senior
Forward
Watervliet, Mich./Watervliet

Senior (2012-13)

- Started all 18 games, scoring in double-figures 11 times
- Became the 23rd member of Michigan's 1,000-point club with 20 points against Penn State (Jan. 21)
- Tallied fourth double-double of her career with 20 points and 10 rebounds against No. 8 Penn State (Jan. 21)
- Recorded first 20-point game of the season at Iowa (Jan. 6), scoring a career-best 26 points on 9-for-13 shooting
- Scored 13 points on 6-for-8 shooting against Florida (Dec. 1)
- Scored 18 points with six rebounds against Boston U (Nov. 24)
- Recorded third career double-double against Detroit (Nov. 9), scoring 16 points and grabbing 13 rebounds

Junior (2011-12)

- Big Ten Conference honorable mention
- Started all 32 games, averaging a team-high 12.8 points and ranking second with 4.6 rebounds per game
- Scored in double figures in 22 games, including five games with at least 20 points
- Posted two double-doubles on the season
- Scored a season-best 25 points on 10-for-12 shooting against Illinois State (12/22/11)

Sophomore (2010-11)

- Started all 30 games, averaging 11.0 points (330 total) and 3.7 rebounds (112 total) per game
- Scored in double figures 15 times and recorded four 20-point games
- Went 15-of-18 from the free throw line against Indiana (2/16/11), setting the program record for free throws made and tying the mark for free throws attempted at Crisler Center

Freshman (2009-10)

- Saw action in 30 games off the bench
- Averaged 1.4 points (42 total) and 1.4 (43 total) rebounds per game
- Scored 12 points against Stephen F. Austin (11/27/09)
- Named team's Most Improved Player

High School

- Averaged 20.0 points, 13.2 rebounds, 6.3 blocks, 5.1 assists and 3.1 steals per game
- Her 1,490 points, 1,074 rebounds and 479 blocks are all school records
- Associated Press All-State first team selection as a junior
- Basketball Coaches Association of Michigan first team
- Sporting News Preseason honorable mention All-American

Personal

- Enrolled in the College of Literature, Science and the Arts
- Majoring in sociology
- Sister, Sarah, played softball at Kalamazoo Valley College and SVSU
- Birthday: October 13, 1991

2012-13 Game-By-Game

Opp.	Date	GS	Min	FG-A	Pct	3F-A	Pct	FT-A	Pct	O-D-T	Avg	PF	FO	A	TO	Blk	Stl	Pts	Avg
DETROIT	11/09/12 *	32	7-9	.778	2-2	1.00	0-0	.000	1-12-13	13.0	5	1	2	2	1	1	1	16	16.0
at Xavier	11/12/12 *	36	7-14	.500	2-3	.667	2-3	.667	0-4-4	8.5	2	0	4	3	1	0	0	18	17.0
at Utah	11/16/12 *	34	7-14	.500	1-2	.500	0-0	.000	0-3-3	6.7	3	0	2	3	0	0	0	15	16.3
SHU	11/19/12 *	28	8-15	.533	0-2	.000	0-0	.000	3-5-8	7.0	0	0	4	4	0	1	1	16	16.3
HARVARD	11/23/12 *	31	5-11	.455	1-2	.500	2-2	1.00	1-7-8	7.2	2	0	1	2	1	1	1	13	15.6
BOSTONU	11/24/12 *	37	8-13	.615	1-2	.500	1-4	.250	1-5-6	7.0	1	0	1	0	1	1	1	18	16.0
#4 DUKE	11/28/12 *	34	4-14	.286	0-3	.000	0-0	.000	1-4-5	6.7	1	0	0	3	1	1	1	8	14.9
FLORIDA	12/01/12 *	23	6-8	.750	1-1	1.00	0-1	.000	1-3-4	6.4	4	0	1	1	0	2	13	14.6	
at Ill. St.	12/5/12 *	25	5-13	.385	0-0	.000	0-0	.000	2-5-7	6.4	4	0	0	2	1	0	10	14.1	
at EMU	12/11/12 *	32	3-10	.300	0-1	.000	2-3	.667	2-7-9	6.7	1	0	4	1	0	0	8	13.5	
WMU	12/15/12 *	25	3-8	.375	0-1	.000	3-4	.750	2-3-5	6.5	4	0	1	2	1	0	9	13.1	
VALPO	12/20/12 *	23	3-6	.500	1-1	1.00	3-4	.750	2-4-6	6.5	0	0	1	3	0	1	10	12.8	
NIAGARA	12/29/12 *	26	3-6	.500	0-2	.000	3-7	.429	0-4-4	6.3	3	0	2	4	0	2	9	12.5	
INDIANA	01/03/13 *	26	3-10	.300	1-4	.250	2-4	.500	1-3-4	6.1	1	0	4	1	0	1	9	12.3	
at Iowa	1/6/13 *	26	9-13	.692	4-6	.667	4-4	1.000	1-4-5	6.1	4	0	0	4	0	1	26	13.2	
WISC	01/13/13 *	34	4-6	.667	0-2	.000	1-2	.500	1-6-7	6.1	1	0	3	2	0	0	9	12.9	
at NU	1/17/13 *	25	2-6	.333	0-2	.000	0-0	.000	0-1-1	5.8	2	0	3	6	0	0	4	12.4	
PENN ST	01/21/13 *	35	5-15	.333	1-5	.200	9-12	.750	2-8-10	6.1	1	0	1	6	0	2	20	12.8	
at Indiana	01/24/13 *	33	6-14	.429	1-4	.250	6-9	.667	2-4-6	6.1	1	0	3	5	1	2	19	13.2	

Totals 19 565 98-205 .478 16-45 .356 38-59 .644 23-92-115 6.1 40 1 37 54 8 16 250 13.2

Games played: 19
 Minutes/game: 29.7
 Points/game: 13.2
 FG Pct: 47.8
 3FG Pct: 35.6
 FT Pct: 64.4

Rebounds/game: 6.1
 Assists/game: 1.9
 Turnovers/game: 2.8
 Assist/turnover ratio: 0.7
 Steals/game: 0.8
 Blocks/game: 0.4

Sheffer's Career Highs

- Points:** 26, at Iowa -- 1/6/13
- Rebounds:** 13, at Indiana -- 02/19/12 ; Detroit -- 11/09/12
- Assists:** 5, at Eastern Michigan -- 12/11/11
- Steals:** 5, Indiana State -- 12/17/11
- Blocks:** 5, at Nebraska -- 02/09/12
- FG made:** 10, at Wisconsin -- 02/19/11 ; Illinois State -- 12/22/11
- FG attempts: 19, Florida Atlantic -- 11/14/11
- 3FG made:** 4, at Iowa -- 1/6/13
- 3FG attempts:** 6, vs Ohio State -- 03/02/12; at Iowa -- 1/6/13
- FT made:** 15, Indiana -- 02/16/11
- FT attempts:** 18, Indiana -- 02/16/11

Year	GP	GS	Min	Avg	FG	Total			3-Point			F-Throw			Rebounds				PF	FO	Ast	TO	Blk	Stl	Pts	Avg
						FGA	Pct	FG	FGA	Pct	FT	FTA	Pct	Off	Def	Tot	Avg									
2009-10	30	0	225	7.5	15	30	.500	1	3	.333	11	18	.611	16	27	43	1.4	31	0	7	18	7	6	42	1.4	
2010-11	30	30	830	27.7	117	252	.464	20	62	.323	76	91	.835	25	87	112	3.7	65	0	34	59	23	23	330	11.0	
2011-12	32	32	841	26.3	146	316	.462	26	81	.321	91	114	.798	40	107	147	4.6	63	0	50	70	34	36	409	12.8	
2012-13	19	19	565	29.7	98	205	.478	16	45	.356	38	59	.644	23	92	115	6.1	40	1	37	54	8	16	250	13.2	
TOTAL	111	81	2461	22.2	376	803	.468	63	191	.330	216	282	.766	104	313	417	3.8	199	1	128	201	72	81	1031	9.3	





#54 Kendra Seto
Senior/Junior
Forward
Oshawa, Ont./Eastdale C.V.I. (Vermont)

Senior/Junior (2012-13)

- Will miss the 2012-13 season with a knee injury suffered during practice

Junior/Sophomore (2011-12)

- Played in 27 games, averaging 1.5 points, 1.4 rebounds and 8.3 minutes per game
- Made her Michigan debut at Florida (11/11/11), grabbing three rebounds in seven minutes
- Scored a season-high nine points at Seton Hall (11/20/11)
- Grabbed a season-high seven rebounds in 22 minutes at Northwestern (1/19/12)

Sophomore (2010-11)

- Sat out season as required by NCAA transfer rules.

Freshman (2009-10)

- Played at Vermont
- Started 31 of 34 games
- Averaged 9.2 points and 4.9 rebounds per game

High School

- Three-time captain
- Averaged 20 points and six rebounds per game as a senior
- Named one of the top 20 female basketball players in Canada
- Nominee for "Miss Basketball Ontario" as a senior

Personal

- Enrolled in the College of Literature, Science and the Arts
- Majoring in sociology
- Birthday: August 6, 1990

Seto's Career Highs

Points: 9, at Seton Hall -- 11/20/11
Rebounds: 7, at Northwestern -- 01/19/12
Assists: 2, Illinois State -- 12/22/11 ; at Illinois -- 12/30/11
Steals: 1, vs Illinois -- 03/01/12 ; Illinois State -- 12/22/11
Blocks: 1, at Michigan State -- 01/04/12 ; Indiana State -- 12/17/11
FG made: 3, at Seton Hall -- 11/20/11
FG attempts: 5, at Michigan State -- 01/04/12 ; Indiana -- 01/22/12 ; Indiana State -- 12/17/11
3FG made: 1, 4 times
3FG attempts: 3, Indiana -- 01/22/12
FT made: 2, at Seton Hall -- 11/20/11 ; vs WASHINGTON STATE -- 11/25/11 ; Illinois State -- 12/22/11
FT attempts: 3, Illinois State -- 12/22/11

Year	GP	GS	Min	Avg	FG	Total		3-Point			FT	F-Throw		Rebounds				PF	FO	Ast	TO	Blk	Stl	Pts	Avg
						FGA	Pct	FG	FGA	Pct		FTA	Pct	Off	Def	Tot	Avg								
2011-12	27	0	225	8.3	15	49	.306	4	20	.200	7	10	.700	11	26	37	1.4	26	0	10	18	2	2	41	1.5
TOTAL	27	0	225	8.3	15	49	.306	4	20	.200	7	10	.700	11	26	37	1.4	26	0	10	18	2	2	41	1.5

MEDIA INFORMATION/QUICK FACTS**GENERAL INFORMATION**

Name of School..... University of Michigan
 City, Zip Ann Arbor, MI 48109
 Founded 1817
 Enrollment 41,942
 Nickname Wolverines
 School Colors Maize and Blue
 Affiliation NCAA Division I
 Conference..... Big Ten Conference
 President..... Mary Sue Coleman
 Athletic Director..... Dave Brandon
 Athletic Department Phone (734) 647-2583
 Ticket Office Phone..... (734) 764-0247

HISTORY

First Year of Women's Basketball 1978
 Overall All-Time Record..... 450-614 (39 seasons)
 Conf. All-Time Record..... 155-355 (30 seasons)
 NCAA Tournament Appearances..... 5
 Last NCAA Appearance 2012

COACHING STAFF

Head Coach Kim Barnes Arico
 Alma Mater Montclair State, 1993
 Record at School/Years First season
 Big Ten Record/Years..... First Season
 Career Record/Years 285-208/16
 Assistant Coach..... Chester Nichols
 Alma Mater Greenville College, 1997
 Assistant Coach..... Melanie Moore
 Alma Mater Sienna, 1999
 Assistant Coach..... Joy McCorvey
 Alma Mater St. John's, 2010

2011-12 SEASON REVIEW

2011-12 Overall Record..... 20-12
 2011-12 Big Ten Record, Finish..... 8-8, 7th
 2012 NCAA Tournament First Round

PUBLIC AND MEDIA RELATIONS

Women's Basketball Contact..... Sarah VanMetre
 Office Direct Line..... (734) 647-4209
 Cell Phone (734) 604-4606
 Fax..... (734) 647-1188
 Email..... vanmetre@umich.edu
 On the Web..... MGoBlue.com
 Mailing Address 1100 S. State St.
 Ann Arbor, MI 48109-1010

PRESS ENTRANCE

Media members are to enter and leave Crisler Arena through the North Tunnel entrance, located on the north side of the arena (opposite from Stadium Blvd. and U-M Golf Course).

PARKING

All parking in the Blue Lot at Michigan women's basketball games is based on a first-come, first-served basis. No parking passes will be distributed to media members or fans. Media may park in the Crisler Center lot off of the North Tunnel entrance in spaces not specifically reserved for university or athletic department officials.

RADIO/TELEVISION

Courtesy lines (one ISDN line, two regular phone lines) are provided for the visiting team's primary radio station. Each additional radio station is responsible for ordering its own telephone lines. The visiting team broadcast area is located in section 201 in the upper arena press row. Origination for television is at center court from the courtside press row, opposite the scorer's table.

TELEPHONES

Telephone lines in the press area must be ordered at least one week in advance of the game for which they are needed. Orders should be made through AT&T (877-827-5288, code BB1843) during regular business hours. No telephone lines or instruments are available through the U-M Media Relations office.

PHOTOGRAPHERS

All photo and game film credentials should be requested as early as possible. The NCAA has established a policy to control congestion in the photo areas during basketball games. Only photographers on assignment and working television media are given photo passes. Camera persons must work from behind either baseline. Photographers wishing to use strobe equipment at Michigan home games must request permission from Sarah VanMetre. A maximum of four strobe units may be used in any single game.

It is against NCAA regulations to sell photographs of current student-athletes. All photographs are to be used in the coverage of Michigan women's basketball and cannot be sold for commercial or promotional enterprise.

MEDIA/PRESS ROOM

Due to the construction and renovations to Crisler Center, there is NO current media room. The media area is located in sections 201 & 202 of the upper bowl of Crisler Center. One note to the media: all credentialed media are encouraged to finish all their work in the Junge Family Champions Center following the postgame press conferences.

INTERVIEW POLICIES (MIDWEEK)

All arrangements for interviews with head coach Kim Barnes Arico or players should be made through Sarah VanMetre. One note to the media: Home phone numbers for players, coaches and parents WILL NOT be given out by the U-M Public and Media Relations Office or Michigan basketball team.

POSTGAME INTERVIEWS

All postgame interviews will be conducted in the media room, located in the northwest lobby. Typically, both head coaches will be available to the media after a 10-minute cooling-off period, with the visiting coach going first in the media room (unless circumstances warrant a change).

Michigan individual players will be available for interviews at the conclusion of the game. For all opponent player interviews, please contact the appropriate visiting SID to make arrangements.

Please note that team locker rooms are closed and off-limits to media members.