



IOWA BASKETBALL

@IowaWBB Notes

24 NCAA Tournaments • 6 Sweet Sixteens • 3 Elite Eights • 1993 NCAA Final Four • 11 Big Ten Titles

2015-16 Schedule/Results (18-12, 8-10 B1G)

11/13	North Dakota ^	W, 83-61
11/15	UT Martin ^	W, 62-56
11/19	Western Illinois	W, 96-81 OT
11/22	at Northern Iowa	W, 80-65
11/26	vs. Wright State #	W, 83-77
11/27	vs. #23 George Washington #	L, 77-81 2OT
11/28	vs. Houston #	W, 64-50
12/2	at Virginia &	W, 85-73
12/6	Robert Morris	W, 69-50
12/11	at Iowa State %	L, 66-69
12/19	Bradley	W, 60-53
12/22	Drake	W, 89-76
12/31	at Nebraska	W, 74-68
1/4	Rutgers	W, 69-65
1/7	at Michigan	L, 75-82
1/10	#8 Maryland	L, 56-76
1/13	at Wisconsin	W, 57-54
1/16	at #18 Michigan State	L, 73-80
1/20	Penn State	L, 69-82
1/24	at Purdue	L, 73-90
1/28	Michigan	W, 85-69
1/31	at Northwestern	W, 79-64
2/4	at Indiana	L, 74-79
2/7	#14 Michigan State	L, 69-74
2/11	#6 Ohio State	L, 81-98
2/15	at Minnesota	L, 76-78
2/18	Purdue	W, 63-55
2/21	Indiana	W, 76-73
2/24	at Penn State	L, 68-81
2/27	Illinois	W, 61-56
3/3	vs. Michigan \$	11 a.m.
3/4	vs. Maryland \$	11 a.m.
3/18	NCAA First Round	TBD
3/20	NCAA Second Round	TBD

^ -- Hawkeye Challenge (Nov. 13-15)
 # -- Lone Star Showcase (Nov. 26-28)
 & -- ACC/Big Ten Challenge
 % -- Iowa Corn Cy-Hawk Series
 \$ -- Big Ten Tournament
 All times listed Central

Stay Connected



Pronunciation Guide

Lisa Bluder	BLUE-dir
Christina Buttenham	BUTT-in-HAM
Tania Davis	Tun-EYE-uh
Ally Disterhoft	DIST-ir-hoft
Megan Gustafson	GUS-toff-son
Alexa Kastanek	UH-LEX-UH kuh-STON-ik
Tagyn Larson	Tay-gun
Carly Mohns	MOANS
Kali Peschel	Cal-EE PEH-shull
Hailey Schneden	SCHNAY-din

Communications Contact: Jil Price
 E-Mail: jil-price@hawkeyesports.com

Office: 319-355-9268
 Cell: 319-930-8805

2016 Big Ten Tournament | Game 31



BIG
 WOMEN'S BASKETBALL
 TOURNAMENT
 INDIANAPOLIS 2016



Iowa vs. Michigan
 March 3, 2016 • 11 a.m. (CT)
 Bankers Life Fieldhouse
 Indianapolis, Indiana

Watch: BTN

Radio: Hawkeye All-Access

Twitter Updates: @IowaWBB

Live Stats/Audio: hawkeyesports.com

Radio Talent: Brent Balbinot & Todd Werner

Series: Iowa leads, 47-16

Program Quick Hits

- Iowa is one of 10 teams in the country, and the only Big Ten team, to have appeared in the last eight NCAA Tournaments. There are 349 Division I teams.
- The Hawkeyes made their first Sweet Sixteen appearance since 1996, and their sixth overall, last season.
- Iowa is 1-of-21 teams to advance to the second round of the NCAA Tournament in each of the last two seasons.
- Iowa ended the season with a No. 11 national ranking in the *USA Today* Top 25 Coaches' Poll -- the highest for the program since 1995-96 (No. 7 in AP, No. 9 in *USA Today*). The Hawkeyes appeared in the rankings in all 20 weeks of the season.
- The Hawkeyes finished undefeated at home for the first time since 1995-96 last season, setting a program record with 18 wins. Iowa was one of 13 teams nationally to finish undefeated at home during the regular season and one of four to finish undefeated at home when playing at least 16 home games (Baylor, Tennessee, and Wichita State).
- The Hawkeyes ended the 2014-15 year ranked sixth nationally in scoring offense (79.5), setting a new school record for the second consecutive season. In 2013-14, Iowa finished the season with an average of 78.2 points per game.
- Iowa returns two starters in junior Ally Disterhoft and sophomore Whitney Jennings. The 2015-16 roster is comprised of four freshman, four sophomores, three juniors, and three seniors.
- The 2015-16 squad gained valuable experience this August. The Hawkeyes spent 11 days together on the Italian Tour, which included three games, and benefitted from 10 practice days leading up to the trip.
- Iowa's 2015 recruiting class of Tania Davis (Michigan Miss Basketball), Hannah Stewart (North Dakota Miss Basketball), Megan Gustafson (all-time leading scorer in Wisconsin high school basketball history), and Tagyn Larson (four-time all-state, all-city, and all-conference player) came in with a No. 17 national ranking by ESPN HoopGurlz.
- Junior Ally Disterhoft was named a preseason All-Big Ten player by the coaches in October. As a sophomore, she earned second team All-Big Ten honors from both the coaches and the media. As a freshman, she was named honorable mention All-Big Ten by the coaches and media and to the Big Ten All-Freshman Team.
- Sixteenth-year UI head coach Lisa Bluder has led Iowa to three consecutive 20-win seasons and eight overall. She was the recipient of the WBCA's Carol Eckman Award in 2015.

2015-16 Probable Starting Lineup (Based on last game)



G • 15 • Whitney Jennings

5-5 • So. • Logansport, Ind.

PTS	AST	FG%	3-PT%
9.4	3.0	.345	.301



G/F • 2 • Ally Disterhoft

6-0 • Jr. • Iowa City, Iowa

PTS	REB	FG%	3-PT%
16.9	5.5	.530	.359



G • 11 • Tania Davis

5-4 • Fr. • Grand Blanc, Mich.

PTS	AST	FG%	3-PT%
8.1	3.3	.408	.240



C/F • 4 • Chase Coley

6-3 • So. • Minneapolis, Minn.

PTS	REB	FG%	FT%
11.2	5.8	.521	.811



Head Coach Lisa Bluder

16th season at Iowa (322-186)
 32nd season overall (678-328)
 • 1-of-10 active major college coaches with 600 or more wins



C • 10 • Megan Gustafson

6-3 • Fr. • Port Wing, Wis.

PTS	REB	FG%	FT%
9.9	6.6	.537	.612



Inside the Numbers

	IOWA	OPP
Scoring Average	73.1	70.5
Scoring Defense	70.5	--
Scoring Margin	+2.5	--
FG%	.449	.418
FG% Defense	.418	--
FT%	.730	.697
3-PT FG%	.315	.323
3-PT FG% Defense	.323	--
Rebound Margin	+1.9	--
Assists Per Game	15.8	14.1
Turnovers Per Game	16.1	13.6
Turnover Margin	-2.5	--
Steals Per Game	5.9	8.4
Blocks Per Game	4.4	3.6

Iowa Athletic Communications

S300 Carver-Hawkeye Arena
Iowa City, Iowa 52242
Phone: 319-335-9411
Fax: 319-335-9417

hawkeyesports.com
iowawbb.com

WBB Contact: Jill Price
Cell: 319-930-8805
Office: 319-335-9268
Email: jill-price@hawkeyesports.com

How Many Times a Hawkeye Player...

Scored 20 or More Points

Ally Disterhoft.....	9
Alexa Kastanek.....	4
Chase Coley.....	4
Megan Gustafson.....	1
Whitney Jennings.....	1

Scored 15 or More Points

Ally Disterhoft.....	21
Chase Coley.....	9
Megan Gustafson.....	7
Alexa Kastanek.....	6
Whitney Jennings.....	3
Tania Davis.....	3
Kali Peschel.....	1

Grabbed 10 or More Rebounds

Megan Gustafson.....	7
Chase Coley.....	5
Kali Peschel.....	2
Ally Disterhoft.....	1

Grabbed 7 or More Rebounds

Megan Gustafson.....	15
Ally Disterhoft.....	10
Chase Coley.....	9
Kali Peschel.....	5
Whitney Jennings.....	2
Alexa Kastanek.....	1

Dished Out 5 or More Assists

Tania Davis.....	8
Ally Disterhoft.....	5
Whitney Jennings.....	5
Alexa Kastanek.....	5
Chase Coley.....	1

Posted a Double-Double

Megan Gustafson.....	7
Chase Coley.....	5
Ally Disterhoft.....	1
Kali Peschel.....	1

Recorded 3 or More Steals

Tania Davis.....	4
Ally Disterhoft.....	2
Alexa Kastanek.....	2
Chase Coley.....	1
Whitney Jennings.....	1

Blocked 3 or More Shots

Megan Gustafson.....	9
Chase Coley.....	3
Ally Disterhoft.....	1

2015-16 Margin of Victory/Defeat

Points	1	2	3	4	5	6	7	8	9	10-14	15-19	20+
Wins	0	0	2	1	1	3	1	1	0	3	5	1
Losses	0	1	1	1	2	0	2	0	0	2	2	1

TOURNAMENT TIME

The University of Iowa women's basketball team enters the 2016 Big Ten Tournament as the No. 9 seed after finishing the conference season with an 8-10 record. The Hawkeyes open tournament action Thursday at 11 a.m. (CT) against the No. 8 seed Michigan (9-9) inside Bankers Life Fieldhouse in Indianapolis.

GAME COVERAGE

• Thursday's game will be broadcast live on the Big Ten Network. Lisa Byington (play-by-play), Christy Winters-Scott (color), and Shelley Till (sideline) are on the call.

• Audio of the contest is available on select Hawkeye Radio Network affiliate stations and on Hawkeye All-Access available at hawkeyesports.com. Brent Balbinot and Todd Werner will call the action.

• Balbinot is in his 12th year as Iowa's play-by-play voice, while Werner is in his first providing analysis.

• Links to video, audio, and Gametracker (live stats) are available on the women's basketball schedule page at hawkeyesports.com.

SCOUTING THE WOLVERINES

• Michigan compiled a 17-12 record overall and a 9-9 record in Big Ten play to finish eighth.

• Sophomore Katelynn Flaherty, a first team All-Big Ten selection by coaches and media, leads the team with 22.3 points per game, followed by Big Ten All-Freshman Team selection Hallie Thome, who averages 14.5 points per contest.

• Sophomore Jillian Dunston and Thome lead the team in rebounds, averaging 6.1 and 5.1 boards per game, respectively.

• As a team, Michigan averages 78.4 points and 36.8 rebounds per game.

A LOOK AT THE MATCHUP

• Iowa and Michigan split in the regular season. The Wolverines won in comeback fashion in Ann Arbor, 82-75, on Jan. 7, but the Hawkeyes settled the score, 85-69, in Iowa City on Jan. 28.

• Iowa leads Michigan, 47-16, in the all-time series.

• The Hawkeyes have met the Wolverines twice in Big Ten Tournament history and posted a pair of wins. Iowa opened the 2007-08 tournament with a 58-37 win and the 2004-05 tournament with a 70-42 victory over Michigan.

SENIOR SALUTE

• The Hawkeyes sent seniors Kali Peschel, Nicole Smith, and Claire Till out of Carver-Hawkeye Arena with a 61-56 victory over Illinois on Feb. 27.

• Iowa outrebounded Illinois, 44-31, and shot 42.1 percent from the floor to record the win.

• Freshman Megan Gustafson led Iowa with 16 points and 10 rebounds for her seventh career double-double. She sunk 8-of-11 field goal attempts and posted a pair of blocks.

• Joining her in double figures were sophomore Whitney Jennings (14), junior Ally Disterhoft (13), and sophomore Chase Coley (10). Coley added four blocks to her line to match her career-high.

WHAT'S IN A WIN?

• With a win, the Hawkeyes will advance to face top-seeded Maryland on Friday at 11 a.m. (CT). The game will air live on the Big Ten Network.

• With a win, Iowa will have won its opening game of the tournament in each of the last four seasons and 14 times overall in program history.

2015-16 Roster

No.	Name	Yr.	Ht.	Pos.	Hometown (High School)
1	Alexa Kastanek	Jr.	5-10	G	Lincoln, Neb. (Southeast)
2	Ally Disterhoft	Jr.	6-0	G/F	Iowa City, Iowa (West)
3	Claire Till	Sr.	6-0	F	Dubuque, Iowa (Wahlert)
4	Chase Coley	So.	6-3	F/C	Minneapolis, Minn. (Washburn)
10	Megan Gustafson	Fr.	6-3	F/C	Port Wing, Wis. (South Shore)
11	Tania Davis	Fr.	5-4	G	Grand Blanc, Mich. (Goodrich)
15	Whitney Jennings	So.	5-5	G	Logansport, Ind. (Logansport)
21	Hannah Stewart	Fr.	6-2	F	Minot, N.D. (Bishop Ryan Catholic)
23	Christina Bутtenham	So.	6-0	F	Hamilton, Ontario, Canada (St. Mary Catholic)
24	Tagyn Larson	Fr.	6-2	F	Sioux Falls, S.D. (Roosevelt)
25	Kali Peschel	Sr.	6-1	F	Sauk Centre, Minn. (Sauk Centre)
34	Carly Mohns	So.	6-1	F	Brodhead, Wis. (Brodhead)
40	Hailey Schneden	Jr.	6-2	F	Davenport, Iowa (Assumption)
45	Nicole Smith	Sr.	6-4	C	Rockton, Ill. (Hononegah)

Head Coach: Lisa Bluder (16th year -- Northern Iowa, 1983)

Associate Head Coach: Jan Jensen (16th year -- Drake, 1991)

Assistant Coaches: Jenni Fitzgerald (16th year -- Drake, 1990),

Lacey Goldwire (3rd year -- Oklahoma State, 2010)

Director of Basketball Operations: Abby Emmert (7th year -- Iowa, 2008)



2015-16 Team Captains

Iowa co-captains are senior Kali Peschel and junior Ally Disterhoft.

BIG TOURNAMENT HISTORY

- Iowa is 21-19 in the Big Ten Tournament since its inception in 1994-95.
- The Hawkeyes have claimed two tournament titles (1997, 2001) and made four championship game appearances.
- In 2014-15, the Hawkeyes, a No. 2 seed, opened tournament action with their third win of the season against Nebraska, 74-65, but were eliminated in the semifinal round by Ohio State, 91-85, in overtime.

AWARDS SEASON

- Three Hawkeyes were honored with Big Ten Conference awards Monday afternoon.
- Junior Ally Disterhoft garnered second team All-Big Ten accolades by coaches and media for the second consecutive season and received Iowa's Sportsmanship Award. The preseason All-Big Ten pick by coaches has scored in double figures in every game this season and in 75 of her 81 consecutive starts.
- Disterhoft, who was named to the Big Ten Player of the Week Honor Roll twice in the regular season, leads the Hawkeyes in scoring, averaging 16.9 points per game.
- Freshmen Tania Davis and Megan Gustafson were named to the Big Ten All-Freshman Team. It is the fifth time in 15 years that a conference team has had two players named to the Big Ten All-Freshman Team and the first time since 2008 when Ohio State accomplished the feat (Kalisha Keane, Brittney Thomas).
- Davis is one of two Big Ten freshmen to lead her team in assists per game (3.3) and average at least one steal per game (1.0) this season. She has dished out 98 assists through 30 games played, the third-highest total recorded by a freshman at Iowa. Samantha Logic holds the record for assists in a freshman season at Iowa with 136, followed by Jaime Printy who dished out 99 in her debut season.
- The point guard has paced the Hawkeyes in assists in nine games, dishing out five or more in eight contests. Davis posted a career-high seven assists at Purdue on Jan. 24.
- Gustafson is the only freshman and one of three players in the conference overall to lead her team in field goal percentage (.537), rebounds (198), and blocks (52) this season. She recorded seven double-doubles in the last 10 games and earned Iowa's first Big Ten Freshman of the Week since 2012 on Feb. 22.
- The center has blocked 52 shots, the third-highest total recorded by a freshman in Iowa history. Morgan Johnson holds the record for blocks in a freshman season with 79, followed by Tangela Smith who tallied 73. Gustafson has posted three or more stuffs in nine games, including a career-high five at Virginia on Dec. 2. She has led Iowa in rebounding in 14 games, including nine of the last 11 this season.

BIG DIFFERENCE

- Since altering the lineup to include freshman Megan Gustafson and sophomore Chase Coley, the Hawkeyes have seen an increase in production offensively.
- In the last 11 games, Iowa has had five players average double figures in scoring rather than three in the previous 19 games. Leading the pack is junior Ally Disterhoft (17.9), followed by Coley (12.6), Gustafson (12.5), sophomore Whitney Jennings (10.6), and freshman Tania Davis (10.4).
- Gustafson has seen her rebounds per game average spike from 4.8 to 9.7 in the last 10 games, while Coley has made the jump from 5.0 to 7.2.
- The 6-3 duo accounts for 47 percent of the team's rebounding effort and 34 percent of Iowa's offensive production.

DOUBLE-DOUBLE MACHINE

- In the last 10 games, freshman Megan Gustafson has posted seven double-doubles, the first of her career.
- The stretch began with three consecutive double-doubles against Michigan (12 rebounds, 10 points) on Jan. 28, at Northwestern (15 points, 13 rebounds) on Jan. 31, and at Indiana (12 points, 10 rebounds).
- After recording eight rebounds and seven points against Michigan State on Feb. 7, Gustafson returned to her double-double ways with 13 points and 11 rebounds against Ohio State on Feb. 11.
- The Port Wing, Wisconsin, native secured her fifth double-double at Minnesota on Feb. 15, tallying 14 points and a career-high 19 boards. The last player to record more than 17 rebounds in a game was Samantha Logic (vs. Drake on Dec. 21, 2013). The Iowa record for rebounds in a game is 26 (Jerica Watson vs. Creighton on Dec. 15, 2001).
- After a two-game break, Gustafson returned to her double-double ways with 15 points and a team-high 11 rebounds at Penn State on Feb. 24.
- Gustafson ended the regular season with her seventh double-double, tallying a team-high 16 points and 10 rebounds against Illinois on Feb. 27.

Head Coach Lisa Bluder

Lisa Bluder (pronounced BLUE-dir), the all-time winningest coach in program history, is in her 16th season as head coach at the University of Iowa and her 32nd season as a college head coach.

Under her direction, the Hawkeyes have advanced to 14 postseason appearances (12 NCAA and two WNIT) in 15 seasons, including NCAA Tournament berths in each of the last eight seasons. Iowa is the only team in the Big Ten, and one of 10 in NCAA Division I women's basketball, to qualify for the NCAA Tournament in each of the last eight years. There are 349 Division I teams.

Bluder, the 2015 Carol Eckman Award winner, has posted a 322-186 (.634) record at Iowa and her career record stands at 678-328 (.674). Bluder surpassed Hall of Famer C. Vivian Stringer (269 wins) as the all-time winningest coach in program history on Feb. 10, 2014, as the Hawkeyes defeated Northwestern, 90-84.

Bluder, 1-of-10 active major college coaches with 600 or more wins, is a three-time Big Ten Coach of the Year (2001, 2008 and 2010) and two-time WBCA Regional Coach of the Year (2001 and 2008). She has guided Iowa to a winning record in 14 of her 15 years at Iowa, including 11 upper-division finishes in the challenging Big Ten Conference. Bluder, who ranks fourth among Big Ten coaches all-time in league victories (152), has led Iowa to nine 20-win seasons in her 15 years, including seven of the last eight years.

Bluder has coached numerous players to different awards in her 15 years in Iowa City. She has mentored 19 players to 46 All-Big Ten honors, including 12 first team picks, 16 second, 11 third and eight honorable mention selections. She has also had two Big Ten Freshman of the Year award winners, two Big Ten Sixth Player of the Year recipients, six members of the Big Ten All-Freshman team and three players named to the Big Ten All-Defensive team, with Kachine Alexander earning the honor twice.

Five players during Bluder's tenure have earned a total of seven Women's Basketball Coaches Association (WBCA) all-region team accolades and six players have earned a total of 11 honorable mention All-America honors. Bluder coached her first consensus All-American in Samantha Logic, who earned the honor after being named a WBCA Division I Coaches All-American, USBWA All-American, ESPN Second Team All-American, and Third Team Associated Press All-American.

With Bluder on the Iowa sidelines, student-athletes have been named Academic All-Big Ten 75 times, including a program-best eight honorees in 2011 and 2012. The 75 honorees equal the third-highest total in the Big Ten during the last 15 years.

In her 10 years at Drake, Bluder brought great success and tradition to the Bulldog program and established herself as one of the top coaches in the country. She led Drake to five 20-plus win seasons in her last six years, including five postseason appearances. She guided the Bulldogs to eight Missouri Valley Conference Tournament appearances, reaching the semifinals six times and winning the tournament four times. Bluder was also named the Conference Coach of the Year three times at Drake.

Bluder began her coaching career at St. Ambrose, where she coached six successful seasons, building the Bees into a NAIA powerhouse. During her tenure at St. Ambrose, Bluder guided the Bees to four straight national tournaments, including two consecutive Final Four appearances. The 1990 St. Ambrose team was ranked No. 1 and Bluder was named the NAIA Converse Coach of the Year.

A graduate of Linn-Mar High School in Marion, Iowa, Bluder was a three-year starter at Northern Iowa. She graduated from UNI in 1983 with a bachelor's degree in marketing.



Career Coaching Record: 678-328 (.674)

Record at St. Ambrose: 169-36 (.824)

Record at Drake: 187-106 (.638)

Conference record at Drake: 116-60 (.659)

Record at Iowa: 322-186 (.634)

Conference record at Iowa: 160-106 (.602)



Big Ten Standings

Team	Big Ten	Pct.	Overall	Pct.
Maryland	16-2	.889	27-3	.900
Ohio State	15-3	.833	23-6	.793
Michigan State	13-5	.722	22-7	.759
Indiana	12-6	.667	20-10	.667
Minnesota	11-7	.611	19-10	.655
Purdue	10-8	.556	19-10	.655
Nebraska	9-9	.500	18-11	.621
Michigan	9-9	.500	17-12	.586
IOWA	8-10	.444	18-12	.600
Rutgers	8-10	.444	17-13	.567
Penn State	6-12	.333	11-18	.379
Northwestern	4-14	.222	15-15	.500
Wisconsin	3-15	.167	7-21	.250
Illinois	2-16	.111	9-20	.310

Big Ten Teams in 2015 NCAA Tournament

Iowa
Maryland
Minnesota
Nebraska
Northwestern
Ohio State
Rutgers



National Rankings

Associated Press Poll Feb. 29 - Week 17

1. UConn (32).....800
2. Notre Dame.....756
3. South Carolina...747
4. Baylor.....704
5. Maryland.....662
6. Texas.....642
7. Louisville.....578
8. Oregon State.....550
9. Ohio State.....549
10. Arizona State.....499
11. Stanford.....469
12. UCLA.....437
13. Kentucky.....415
14. Florida State.....414
15. Texas A&M.....356
16. Mississippi State 326
17. Syracuse.....272
18. DePaul.....236
19. Michigan State...233
20. South Florida.....157
21. Miami (FL).....150
22. West Virginia.....96
23. Colorado State.....96
24. Oklahoma.....81
25. Florida.....76

USA TODAY Coaches Poll Feb. 23 - Week 16

1. UConn (32).....800
2. South Carolina.....756
3. Notre Dame.....748
4. Baylor.....704
5. Ohio State.....664
6. Maryland.....625
7. Oregon State.....594
8. Texas.....588
9. Arizona State.....541
10. Louisville.....503
11. Texas A&M.....461
12. Florida State.....433
13. Stanford.....390
14. Kentucky.....374
15. UCLA.....335
16. Mississippi State 319
17. Miami (FL).....291
18. Syracuse.....275
19. DePaul.....229
20. South Florida.....184
21. Michigan State...159
22. BYU.....84
23. Oklahoma.....71
24. Missouri.....55
25. Colorado State.....36

FUN FACTS

- Iowa recorded its first victory without making a three-pointer (0-for-5) in 18 years against Purdue on Feb. 18. The last win in program history without a three-pointer was against Ohio State in the opening round of the Big Ten Tournament on Feb. 28, 1998. The Hawkeyes went 0-for-2 in three-point field goal attempts and recorded a 72-54 win.
- The Hawkeyes were a perfect 16-for-16 at the free throw line at Minnesota on Feb. 15. A perfect performance at the charity stripe has only happened six times in program history, most recently on Feb. 21, 2015 against Ohio State (13-for-13).
- Iowa is one of just two teams (Northwestern) to rebound Maryland this season. The Hawkeyes recorded 38 rebounds to the Terrapins' 37 on Jan. 10 inside Carver-Hawkeye Arena.

HAWKEYE FRESHMEN REPORT

- Freshman Megan Gustafson leads all Big Ten freshmen in blocks with 52, followed by Illinois' Alex Wittinger who has recorded 47 on the season. Gustafson is one of two freshmen to lead her team in blocks this year (Hallie Thome, Michigan – 34 blocks).
- Gustafson leads league freshmen in blocks per game (1.7), is second in rebounding (198), and fourth in scoring (298). She is one of two freshmen in the conference who lead their team in rebounds (Jessica Shepard, Nebraska – 254 rebounds).
- Gustafson has blocked three or more shots in nine of her 30 career games.
- Freshman Tania Davis is one of two Big Ten freshmen who lead their team in the assists category. She has distributed 98 this season, bested only by Penn State's Teniya Page (118).
- Davis is second among Big Ten freshmen in steals (30) behind Page (36) and sixth in scoring (242). She has dished out five or more assists in eight of her 30 games played.

1ST TIME FRESHMAN OF THE WEEK

- Megan Gustafson earned Big Ten Freshman of the Week recognition on Feb. 22. It is the first conference honor of her career and first freshman of the week accolade for Iowa since Feb. 28, 2012 (Samantha Logic).
- The center averaged a double-double with 14 points and 10.7 rebounds per game to guide Iowa to a 2-1 record. She shot .563 from the field and averaged 3.3 blocks per contest in the three-game stretch.
- Gustafson recorded a career-high 19 rebounds at Minnesota on Feb. 15, the highest rebounding total in a single game in Iowa women's basketball history since Feb. 16 2012 (Samantha Logic, 18 rebounds, at Michigan). She added 14 points, netting 6-of-12 field goal attempts, to secure her fifth career double-double in a six-game stretch.
- The Port Wing, Wisconsin, native poured in 18 points and led the team for the seventh straight game with seven rebounds against Purdue on Feb. 18. She also recorded a team-high four blocks and shot .778 from the field to lead the Hawkeyes to victory.
- In Iowa's third game in seven days, Gustafson posted 10 points to reach double figures for the fourth consecutive game and six boards against Indiana on Feb. 21. The 6-foot-3 center also added a team-high four blocks to help the Hawkeyes win their second straight Big Ten game.

CALL ON ME

- Junior Ally Disterhoft, a preseason All-Big Ten selection by league coaches, has been a consistent force for the Hawkeyes all season.
- Disterhoft, who averages 36.4 minutes per contest, is fifth in the conference and ninth nationally with 1,089 minutes played this season.
- The 6-0 forward paces Iowa in points per game (16.9), and is third in rebounds per game (5.5), assists per game (2.6), and steals per game (0.9).
- She has scored double figures in every game of the season and in 75 of her 81 career starts.
- The Iowa City, Iowa, native has led Iowa in scoring in 14 of 30 games this season, scoring 20 points or more in nine contests.
- Disterhoft owns a .530 field goal percentage, a .359 three-point field goal percentage, and a .717 free throw percentage.

MOVING UP THE CHARTS

- Junior Ally Disterhoft is 11th all-time in scoring (1,485 career points), 14th all-time in three-point field goals made (106), and 18th all-time in rebounding (594 career rebounds) in Iowa women's basketball history.
- Disterhoft, who has played in every game of her Hawkeye career with 81 consecutive starts, has scored double figures in every game this year and in 75 of her 81 career starts. She is the eighth-highest scoring junior in program history with 508 points this season. The record for points in a junior season is 564 (Michelle Edwards, 1986-87).
- Megan Gustafson has compiled 52 blocks through 30 games played this season, which is third on the all-time freshman list at Iowa. The program record of 79 stuffs was set by Morgan Johnson in 2009-10. Gustafson averages a team-leading 1.7 blocks per contest and has compiled three or more stuffs in nine games this season.
- Gustafson owns the sixth-highest rebound total of all freshmen in program history with 198 boards. The record for most rebounds in a freshman season is 252 (Krista VandeVenter, 2004-05).
- Alexa Kastanek has netted 55 three-point field goals so far in her junior campaign, which ties for fourth in her class in program history. The record for three-pointers made in a junior season is 97 (Melissa Dixon, 2013-14).
- Tania Davis is the third-highest rated freshman passer in program history with 98 assists. The record for assists in a freshman season is 136 (Samantha Logic, 2011-12).

DISTERHOFT EARNS ACADEMIC ALL-DISTRICT ACCOLADES

- Junior Ally Disterhoft earned Capital One Academic All-District first team recognition for the second consecutive season for her efforts on the court and in the classroom on Feb. 11.
- She advances to the Capital One Academic All-America Team ballot, where first, second, and third team All-America honorees will be elected in early March.



- Disterhoft, the lone sophomore in the country to earn Capital One Academic All-America third team accolades in 2015, is a business major studying accounting and finance.

- The Iowa City, Iowa, native is a four-time Dean's List honoree, academic All-Big Ten selection, Big Ten Distinguished Scholar, and two-time Presidential Committee on Athletics Scholar Athlete.

- She was also recognized as Iowa's female Student-Athlete of the Month in November -- an award voted on by UI student-athletes.

HAWKEYES GET PAYBACK WIN

- Iowa defeated Purdue, 63-55, Thursday in Carver-Hawkeye Arena to end a four-game skid and even the series, 1-1, against the Boilermakers this season. The Hawkeyes have won four-straight home games against Purdue.

- It is Iowa's first win without netting a three-point field goal in 18 years. The last time the Hawkeyes won a game without sinking a three was on Feb. 28, 1998 when Iowa defeated Ohio State in the opening round of the Big Ten Tournament, 72-54. Iowa was 0-for-2 in three-point field goal attempts.

- The Hawkeyes shot 48.6 percent and outscored Purdue, 36-22, in the paint.
- Four Hawkeyes scored in double figures, including freshman Megan Gustafson (18), sophomore Chase Coley (14), freshman Tania Davis (12) and junior Ally Disterhoft (12).
- Coley and Gustafson combined to score 32 points, accounting for 50.7 percent of Iowa's offense production.
- The Hawkeye defense held the Boilermakers scoreless for the final 4:33 of the contest.

DISTERHOFT MAKES HISTORY

Junior Ally Disterhoft became the 34th player in Iowa women's basketball history to reach the 1,000 career points mark. The Iowa City, Iowa, native scored 20 points in season-opening action against North Dakota and surpassed the 1,000-point threshold with 11 points against UT Martin on Nov. 15.

COLEY EARNS BIG RECOGNITION

- Sophomore Chase Coley was named to the Big Ten Player of the Week Honor Roll for the first time in her career on Feb. 1 after wins over Michigan and Northwestern.

- Coley led the Hawkeyes offensively in each contest, posting 21 points against the Wolverines and 19 points against the Wildcats. She added 10 rebounds to her line against Michigan to earn her third career double-double.

- On the week, Coley shot .789 (15-of-19) from the field and .833 (10-of-12) from the charity stripe.

- The Minneapolis, Minnesota, native also tallied five assists and three blocks in the two-game stretch.

FEELING AT HOME

- Sophomore Whitney Jennings compiled the best offensive game of her career at Indiana on Feb. 4, netting a career-high 22 points in her home state. The Hawkeyes dropped a 79-74 decision to Indiana despite her efforts.

- The Logansport, Indiana, native knocked down 9-of-17 field goals (.529) and sunk 3-of-7 three-point field goals (.429) in front of family and friends.

- She also matched her career-high for the second straight game with two blocks, and added two rebounds, two assists, and one steal to her line in 38 minutes played.

- Jennings was named Miss Indiana Basketball as a senior in 2013-14, and has played in every game of her Hawkeye career (64) with 59 career starts at point guard.

HAWKEYES SOAR PAST WILDCATS

- Iowa earned a road win at Northwestern, 79-64, on Jan. 31. The Wildcats were ranked as high as No. 12 this season.

- Five Hawkeyes scored in double figures, including sophomore Chase Coley (19), junior Ally Disterhoft (18), freshman Megan Gustafson (15), sophomore Whitney Jennings (11) and freshman Tania Davis (11). It is the third game of the season in which five Hawkeyes reached double figures in scoring.

- Gustafson recorded her second consecutive double-double with 15 points and a career high 13 rebounds. It is the second double-double of her career.

- Junior Alexa Kastanek came off the bench to lead the Hawkeyes in assists with six, pull down four rebounds, and net three points in 21 minutes.

BACK ON TRACK VS. MICHIGAN

- The Hawkeyes topped Michigan, 85-69, on their home court on Jan. 28 to end a three-game losing streak.

- Iowa's 85 points is a team high in Big Ten play. The last time the Hawkeyes scored over 80 points was on Dec. 22 against Drake (89 points).

- Freshman Megan Gustafson recorded her first career double-double with 10 points and 12 rebounds, while sophomore Chase Coley posted the third of her career with 21 points and 10 rebounds.

2016 Recruiting Class

Bre Cera (Mukwonago, Wisconsin), Makenzie Meyer (Mason City, Iowa), Amanda Ollinger (Cedar Rapids, Iowa), and Alexis Sevillian (Goodrich, Michigan) have inked National Letters of Intent to play basketball at the University of Iowa. UI head coach Lisa Bluder announced on Nov. 11. The class of four is ranked 18th nationally by Blue Star Basketball.

"We are excited about our 2016 recruiting class," Bluder said. "We have signed four tremendous athletes that also succeed academically and are all-around great young women. They will be wonderful additions to our Hawkeye family."

Cera, a 5-10 guard from Mukwonago High School in Mukwonago, Wisconsin, is a Blue Star Basketball Top 300 recruit, ranking as the 83rd-best prospect nationally.

The two-time first team all-state honoree has helped Mukwonago to a trio of top three conference finishes in her high school career, including a conference championship in the 2012-13 season. Cera guided her team to a state runner-up finish that year as a freshman, a semifinal appearance at state as a sophomore, and a regional berth as a junior. The two-time team captain has been named first team all-conference, first team all-area, and first team all-county in consecutive seasons.

Cera became Mukwonago's all-time leading scorer in February of her junior season. She averaged 17 points, five rebounds, three assists, and two steals per game that year. As a sophomore, Cera surpassed the 1,000 career points mark, was named Milwaukee Journal-Sentinel prep athlete of the week, and averaged 14 points, four rebounds, three assists, and two steals per game. She also owns the school record for points in a game with 37.

"Bre is a terrific defensive player, a hard worker, and unbelievable competitor," Bluder said. "She makes her presence known on both ends of the court. Bre is a great athlete who has the versatility to play a variety of positions on the floor."

Meyer, a 5-10 guard from Mason City High School in Mason City, Iowa, is an ESPN HoopGurlz Top 100 recruit, ranking as the 83rd-best prospect nationally and the 23rd-best point guard.

The two-year captain, only the fifth player in Mason City history to join the 1,000 career point club, helped her team to state quarterfinals in 2015 and semifinals in 2013 at the 5A level, and a trio of conference co-championships. As a junior, Meyer averaged 20.5 points, 6.8 rebounds, 3.2 assists, and 2.3 steals per game. She was named first team all-conference, first team all-district, first team all-state, and to the Sports Spotlight Iowa High School Girls Basketball All State Team.

Meyer, the school record holder for points scored in a game with 36, garnered first team all-district, first team all-state, and Mason City Globe Gazette Player of the Year honors as a sophomore. The National Honors Society member also excels academically, earning Principle List and academic all-conference recognition.

"Makenzie has the opportunity to play the point or the off guard for us," Bluder said. "She controls the tempo, but also has a scorer's mentality. Makenzie was our first commitment from this class and got the ball rolling for us. She is a great player who has consistently competed at the highest level, not only within the state of Iowa, but nationally. We are excited to have another native Iowan in Makenzie."

Ollinger, a 6-1 forward from Linn-Mar High School in Cedar Rapids, Iowa, is an ESPN HoopGurlz Top 100 recruit, ranking as the 90th-best player overall and 18th-best forward.

The two-time second team all-state and three-time all-metro and all-conference honoree most recently helped Linn-Mar to a runner-up conference finish, averaging 12.3 points, 4.8 rebounds, and 1.1 blocks per game as a junior. She also earned the team's top free throw percentage award, and is only the second player in program history to net six three-pointers in a game (joining Linn-Mar and Hawkeye women's basketball alum Jaime Printy).

As a sophomore, Ollinger averaged 18.6 points, 7.2 rebounds, and 2.3 blocks per game. She is also a standout volleyball player, who led the state in kills, kills per set, and kills in a season at the 5A level. The two-time team captain is a two-time all-state volleyball honoree.

"She is an all-around athlete that can play either forward position for us," Bluder said. "Amanda is an excellent rebounder, but can also nail the open three. She runs the floor so well for a player her size and will beat people guarding her down the court or off the bounce. It's great to have another Iowa player on our roster, especially one from so close to Iowa City."

Sevillian, a 5-6 guard from Goodrich High School in Goodrich, Michigan, is a Blue Star Basketball Top 300 recruit, ranking as the 91st-best prospect nationally. She has a familiar face on the Hawkeye roster in freshman Tania Davis, also a Goodrich graduate.

The two-time all-state, all-area, and all-conference honoree has guided Goodrich to three consecutive conference championships, two district and regional championships, and a state championship in 2013. As a junior, Sevillian started every game, registered 422 points, 94 rebounds, 62 steals, and 60 assists, and led her team to state semifinals and a 23-2 final record. She tallied 304 points in her sophomore season, helping Goodrich to a 22-3 mark.

Sevillian, a preseason all-state and Miss Michigan Basketball candidate, is a National Honor Society member. She also excels in track and field and was named an All-American in the shot put after placing third nationally in the event.

"Alexis is a great defensive player, who can also shoot the three. She has a tremendous work ethic and competes all the time. Her older sister, Keke, currently plays basketball at Penn State, so she knows Big Ten basketball."

Name	Pos.	Ht.	Hometown
Bre Cera	G	5-10	Mukwonago, Wisconsin
Makenzie Meyer	G	5-10	Mason City, Iowa
Amanda Ollinger	F	6-1	Cedar Rapids, Iowa
Alexis Sevillian	G	5-6	Goodrich, Michigan



Career Scoring in Iowa History

Rank..	No..	Player	Years
3	1841	Jaime Printy	10-13
4	1821	Michelle Edwards	84-88
5	1762	Jennie Lillis	00-04
6	1742	Franthea Price	89-90
7	1606	Toni Foster	89-93
8	1598	Tangela Smith	94-98
9	1582	Morgan Johnson	10-13
10	1546	Samantha Logic	12-15
11	1485	Ally Disterhoft	14-present
12	1483	Kamille Wahlin	09-12
13	1480	Melissa Dixon	12-15
14	1455	Kristi Smith	05-09
15	1439	Megan Skouby	05-09
16	1353	Bethany Doolittle	12-15

Career Rebounding in Iowa History

Rank..	No..	Player	Years
15	650	Bethany Doolittle	12-15
16	615	Kachine Alexander	08-11
17	614	Lynn Kennedy	83-87
18	594	Ally Disterhoft	14-present
19	570	Johanna Solverson	02-05, 08
20	564	Necole Tunsil	90-94
21	561	Kelly Krei	09-12
22	536	Kim Howard	78-82

Career 3-Pointers Made in Iowa History

Rank..	No..	Player	Years
9	138	Kristi Faulkner	01-04
10	125	Johanna Solverson	02-05, 08
11	118	Nadine Domond	94-98
12	116	Crystal Smith	02-06
13	108	Jenna Armstrong	01-05
14	106	Ally Disterhoft	14-present
15	97	Franthea Price	87-90

Freshmen Block Totals in Iowa History

Rank..	No..	Player	Year
1	79	Morgan Johnson	90-10
2	73	Tangela Smith	94-95
3	52	Megan Gustafson	15-16
4	47	Megan Skouby	05-06
5	22	Jennie Lillis	00-01
6	19	Bethany Doolittle	11-12
7	18	Toni Foster	89-90

- Freshman Tania Davis set a career high in points with 18, and added five assists and her first career block to her line.
- The squad posted 21 assists to 12 turnovers, and matched a season best with seven blocks in the contest.
- The Iowa bench outscored Michigan reserves, 33-6.

HAWKEYES HOLD OFF BADGERS

- The Hawkeyes held off of a fourth quarter surge to record a road win at Wisconsin, 57-54, on Jan. 13.
- Ally Disterhoft led the team in scoring with 18 points, hitting 8-of-9 field goals. Whitney Jennings joined her in double figures with 11 points.
- Christina Bутtenham came off the bench to match her career-high and pace the Hawkeyes in rebounds with six, four offensive and two defensive.
- Iowa outrebounded the Badgers, 36-28.
- Depth made a difference for the Hawkeyes, as their bench outscored the Badger reserves, 12-2.

HOT SHOOTING HAWKS TOP RUTGERS

- Iowa shot a season-high 54.5 percent to earn its second consecutive conference win over Rutgers on Jan. 4.
- Four Hawkeyes scored in double figures, including Alexa Kastanek (20), Ally Disterhoft (15), Chase Coley (10) and Whitney Jennings (10). Iowa outrebounded the Scarlet Knights, 34-31, in the contest.
- Kastanek sunk five three-pointers, one from tying her career-high, to lead the Hawkeyes offensively.
- Megan Gustafson came off the bench for three blocks, six points, and a team-high six rebounds in her 20 minutes.

BIG OPENER. BIG SUCCESS

- Iowa opened its Big Ten Conference slate on the road with a win at Nebraska, 74-68, on Dec. 31. It is the lone matchup against the Huskers this season.
- The Hawkeyes have won four consecutive games against the Huskers, dating back the 2014-15 season when Iowa topped Nebraska three times.
- Iowa dominated the boards in the contest, outrebounding Nebraska, 51-29.
- Iowa shot 45.6% from field goal range, 35% from three-point land, and 78.9% from the charity stripe in the win.
- Three Hawkeyes scored in double figures, led by junior Ally Disterhoft who netted 17 points. She added 11 rebounds for her first double-double of the year.
- Sophomore Chase Coley and Lincoln, Nebraska, native junior Alexa Kastanek scored 16 and 13 points, respectively.

A QUALITY NONCONFERENCE START

- Iowa compiled a 10-2 record in nonconference action, facing challenging opponents at home and on the road to prepare for Big Ten play.
- The Hawkeyes won seven of 12 nonconference games by 10 or more points.
- In the first 12 games, Iowa outscored, outrebounded, outassisted, and outblocked its opponents.
- The Hawkeyes own a .440 field goal percentage, .771 free throw percentage, and .309 three-point field goal percentage in nonconference action.
- Iowa had four or more players score in double figures in seven of the 12 nonconference games played. A season-high six scored in double figures for the Hawkeyes against Drake on Dec. 22, including Ally Disterhoft (20), Megan Gustafson (16), Whitney Jennings (15), Alexa Kastanek (15), Chase Coley (11), and Tania Davis (10).

DISTERHOFT EARNS BIG HONOR ROLL RECOGNITION... AGAIN

- Junior Ally Disterhoft was named to the Big Ten Player of the Week Honor Roll on Dec. 28, after helping Iowa defeat intrastate rival Drake, 89-76.
- The 6-0 forward scored a team-high 20 points, tied for the team lead with seven rebounds, and dished out four assists against the Bulldogs.
- The Iowa City, Iowa native, hit 6-of-9 field goals, including a 3-of-6 performance from beyond the arc in the game.
- Disterhoft was also named to the Big Ten Honor Roll on Dec. 7, after guiding the Hawkeyes to a pair of wins at Virginia and against Robert Morris.

Statistical Matchup: Iowa vs. Michigan

IOWA	ALL GAMES	MICHIGAN	Series
18-12 (8-10)	RECORD	17-12 (9-9)	Iowa leads, 47-16
73.1	POINTS/GAME	78.4	
70.5	OPP POINTS/GAME	70.6	At the B1G Tournament
.449	FG%	.479	Iowa leads, 2-0
.418	OPP FG%	.435	
.315	3-PT FG%	.389	Recent Results
.323	OPP 3-PT FG%	.338	2015-16 at Iowa, W 85-69
.730	FT%	.730	2015-16 at UM, L 75-82
38.6	REBOUNDS/GAME	36.8	2014-15 at Iowa, W 76-70
36.7	OPP REBOUNDS/GAME	32.6	2013-14 at UM, W 74-70
15.8	ASSISTS/GAME	17.2	2012-13 at UM, W 63-57
16.1	TURNOVERS/GAME	16.0	2012-13 at Iowa, L 64-68
1.0	A/T RATIO	+1.1	2011-12 at Iowa, W 79-71
5.9	STEALS/GAME	7.7	2011-12 at UM, W 58-57
4.4	BLOCKS/GAME	2.3	



Junior Point Totals in Iowa History

Rank..	No.	Player	Years
1	564	Michelle Edwards	86-87
2	556	Crystal Smith	04-05
3	539	Kristi Faulkner	02-03
	539	Cindy Haugejorde	78-79
5	537	Jennie Lillis	02-03
6	523	Lindsey Meder	00-01
7	512	Bethany Doolittle	13-14
8	508	Ally Disterhoft	15-16
9	487	Jamie Cavey	03-04
10	481	Tiffany Gooden	96-97
11	477	Samantha Logic	13-14
12	473	Melissa Dixon	13-14
13	461	Morgan Johnson	11-12
14	459	Franthea Price	88-89

Junior 3-Pointers Made Totals in Iowa History

Rank..	No.	Player	Years
1	97	Melissa Dixon	13-14
2	78	Wendy Ausdemore	07-08
3	68	Lindsey Meder	00-01
4	55	Alexa Kastanek	15-16
	55	Kamille Wahlin	09-10
6	54	Kelly Krei	09-10
7	53	Kristi Smith	07-08

Freshmen Rebound Totals in Iowa History

Rank..	No.	Player	Years
1	252	Krista VandeVenter	04-05
2	237	Cindy Haugejorde	76-77
3	229	Ally Disterhoft	13-14
4	220	Samantha Logic	11-12
5	217	Morgan Johnson	09-10
6	198	Megan Gustafson	15-16
7	173	Jennie Lillis	00-01
8	152	Lynn Kennedy	83-84

Freshmen Assist Totals in Iowa History

Rank..	No.	Player	Year
1	136	Samantha Logic	11-12
2	99	Jaime Printy	09-10
3	98	Tania Davis	15-16
4	94	Cara Consuegra	97-98
5	92	Whitney Jennings	14-15
6	87	Kamille Wahlin	08-09
7	82	Kristi Smith	05-06

DISTERHOFT NAMED TO WBCA ALL STATE GOOD WORKS TEAM

- Junior Ally Disterhoft was named to the 2016 WBCA Allstate Good Works Team on Dec. 2.
- Student-athletes are recognized for making outstanding contributions in the areas of volunteerism and civic involvement, and for their leadership on and off the court.
- Disterhoft was nominated for raising helmet awareness for moped riders in the Iowa City area and has a close connection to Live Like Line (#LLL) cause.

DISTERHOFT EARNS PRESEASON HONOR

Junior forward Ally Disterhoft was named a preseason All-Big Ten honoree by league coaches. The two-year starter and team-elected co-captain, was a second team All-Big Ten selection in 2015, and an honorable mention All-Big Ten honoree, Big Ten All-Freshman Team member, and Big Ten All-Tournament Team selection in 2014.

The Iowa City, Iowa, native entered the season 34th all-time in scoring at Iowa with 977 career points. Disterhoft -- the only sophomore to be named a CoSIDA Capital One Academic All-American in 2014-15 -- led the Hawkeyes in points (503) and points per game (14.8) last season.

HAWKEYES IN BIG TEN PLAY

Iowa head coach Lisa Bluder is a three-time Big Ten Coach of the Year (2001, 2008 and 2010). She has guided Iowa to 11 upper-division finishes in the Big Ten in 16 seasons. Iowa won a share of the Big Ten regular season championship in 2008 and finished in a three-way tie for second in 2009. The Hawkeyes clinched a share of the title in 2008 with a win at Wisconsin in the regular season finale (March 2, 2008).

In conference games alone, Bluder owns a 160-106 (.602) record at Iowa. Since the 2008 season, Iowa has finished first once, second three times, third twice, fourth once, seventh once, and ninth once. Iowa finished second in the inaugural 14-team league in 2015.

2 TOURNAMENTS, 2 TEAM TROPHIES

- The Hawkeyes have taken home the hardware in every tournament so far this season, beginning with the Hawkeye Challenge, Nov. 13-15, and continuing at the Lone Star Showcase, Nov. 26-28.
- Iowa topped North Dakota and UT Martin at its annual tournament in Iowa City opening weekend to secure its first team championship with a 2-0 record.
- Ally Disterhoft (MVP), Kali Peschel, and Megan Gustafson earned Hawkeye Challenge All-Tournament team accolades.
- The Hawkeyes edged out the competition in their bracket at the Lone Star Showcase over Thanksgiving break. The squad recorded wins over Wright State and Houston, but fell to No. 23 George Washington in double overtime.
- Iowa and George Washington both posted 2-1 records, but the Hawkeyes earned the team title by the margin of victory tie breaker.

ACADEMIC PROWESS

- Iowa was the only program to have two Capital One Academic All-Americans, Ally Disterhoft and Samantha Logic, in 2014-15. There were 15 total honorees.
- Disterhoft was the only sophomore in the country to earn Capital One Academic All-American honors.
- Seven Hawkeyes, Disterhoft, Bethany Doolittle, Alexa Kastanek, Samantha Logic, Kali Peschel, Kathryn Reynolds, and Hailey Schneden, earned Academic All-Big Ten recognition following the 2014-15 season.
- To be eligible for Academic All-Big Ten, student-athletes must be letterwinners and be in at least their second academic year at the institution. They must also carry a cumulative grade point average of 3.0 or better.

TOP 15 IN ATTENDANCE

In 2014-15, the University of Iowa ranked 11th in total attendance nationally after drawing 95,417 fans to Carver-Hawkeye Arena. With an average of 5,301 fans per game, the Hawkeyes were 14th in national attendance among Division I teams. It is the sixth-straight season Iowa has ranked inside the top 25 in attendance.

The Hawkeyes were 15th in average attendance (5,213) and 13th in total attendance (83,406) in 2013-14, 22nd in attendance (4,395) in 2012-13, 19th in both 2011-12 and 2010-11, and 13th in 2009-10.

#REDWHITENBLUDER

Sixteenth-year UI head coach Lisa Bluder took her talents to the international stage as head coach of the U.S. Pan American Women's Basketball Team in 2015. She guided the Red, White, and Blue to four consecutive wins in four days to reach the gold medal contest, where Team USA ultimately fell to the Pan American Games host in Canada in day five of competition. It marked the 14th medal all-time (seven gold, five silver, two bronze) for the U.S. and the second for Bluder, who earned a gold medal with the team as an assistant coach at the World University Games in 2001.

BUTTENHAM REPRESENTS CANADA

Sophomore forward Christina Buttenham was one of 12 named to the Canadian Junior Women's National Team for the second consecutive year in 2015. The Hamilton, Ontario, Canada, native was unable to compete with the team, which finished eighth in the competition held in Chekhov, Russia, due to injury. Buttenham was one of just 12 women's basketball players in the Big Ten selected to represent the conference in international competition.

UP NEXT

With a win against Michigan, Iowa can advance to play top-seeded Maryland on Friday at 11 a.m. (CT) at Bankers Life Fieldhouse. The Big Ten Tournament quarterfinal game will air on the Big Ten Network.





IOWA BASKETBALL

2015-16 Roster



#1
Alexa Kastanek
Junior
Guard



#2
Ally Disterhoft
Junior
Guard



#3
Claire Till
Senior
Forward



#4
Chase Coley
Sophomore
Center




#10
Megan Gustafson
Freshman
Center




#11
Tania Davis
Freshman
Guard



#15
Whitney Jennings
Sophomore
Guard



#21
Hannah Stewart
Freshman
Forward



#23
Christina Buttenham
Sophomore
Forward




#24
Tagyn Larson
Freshman
Forward



#25
Kali Peschel
Senior
Forward



#34
Carly Mohns
Sophomore
Forward



#40
Hailey Schneden
Junior
Forward



#45
Nicole Smith
Senior
Center



Lisa Bluder
Head Coach



Jan Jensen
Associate
Head Coach




Jenni Fitzgerald
Assistant Coach



Lacey Goldwire
Assistant Coach



**Abby (Emmert)
Stamp**
Director of Operations



Sean Sullivan
Video
Coordinator





IOWA BASKETBALL

PLAYER BIOS

24 NCAA Tournaments • 6 Sweet Sixteens • 3 Elite Eights • 1993 NCAA Final Four • 11 Big Ten Titles

Alexa Kastanek



Guard • 5-10 • Junior
Lincoln, Neb.
Southeast

2015-16... Has played every game for Iowa this season (30) with 19 starts, the first starts of her career... leads Iowa in three point shots made (55), averaging 1.8 per game... matched her career-high with seven assists and netted six points against Illinois (Feb. 27)... scored 10 points and dished out five assists at Penn State (Feb. 24)... netted three points and blocked a shot in Iowa's win over Indiana (Feb. 21)... dished out an assist and registered 12 minutes in Iowa's win over Purdue (Feb. 18)... netted 15 points and dished out two assists against Ohio State (Feb. 11)... registered a steal and a rebound at Indiana (Feb. 4)... dished out six assists and blocked a shot at Northwestern (Jan. 31)... netted seven points and dished out two assists in Iowa's win over Michigan (Jan. 28)... registered eight points and two assists against Penn State (Jan. 20)... scored the first five points of the second half for Iowa against Maryland (Jan. 10)... tied a career-high with 7 rebounds and compiled nine points and four assists at Michigan (Jan. 7)... scored 20 points with three steals against Rutgers (Jan. 4)... scored 13 points with two steals in Iowa's Big Ten-opening win at Nebraska (Dec. 31)... recorded career-highs for field goal attempts (14), three-point field goal attempts (12), and assists (7) against Drake (Dec. 22)... netted 22 points at

2015-16 Game-by-Game

Opponent	Date	gs	min	Total		3-Pointers		Free throws		Rebounds				pts	avg						
				fg-fga	pct	3fg-fga	pct	ft-fga	pct	off	def	tot	avg								
NORTH DAKOTA	11/13/15	*	13	1-5	.200	1-3	.333	0-0	.000	0	0	0	0.0	4	1	1	0	1	3	3.0	
UT MARTIN	11/15/15	*	28	3-6	.500	3-6	.500	2-2	1.000	0	0	0	0.0	1	1	1	0	0	11	7.0	
WESTERN ILLINOIS	11/19/15	*	29	4-11	.364	2-8	.250	3-3	1.000	0	5	5	1.7	1	5	4	0	5	13	9.0	
at UNI	11/22/15	*	28	8-8	1.000	4-4	1.000	2-5	.400	0	2	2	1.8	2	2	6	0	1	22	12.3	
vs Wright State	11/26/15	*	26	6-12	.500	6-9	.667	0-0	.000	0	3	3	2.0	4	1	2	0	1	18	13.4	
vs George Washington	11/27/15	*	39	2-12	.167	0-5	.000	2-2	1.000	1	3	4	2.3	3	3	2	0	0	6	12.2	
vs Houston	11/28/15	*	26	4-9	.444	3-6	.500	2-3	.667	1	4	5	2.7	1	3	3	1	2	13	12.3	
at Virginia	12/02/15	*	21	8-11	.727	4-7	.571	2-2	1.000	0	0	0	2.4	5	0	0	0	2	22	13.5	
ROBERT MORRIS	12/6/15	*	19	1-4	.250	1-3	.333	0-0	.000	0	1	1	2.2	1	3	2	0	1	3	12.3	
at Iowa State	12-11-15	*	29	4-10	.400	3-6	.500	3-3	1.000	0	4	4	2.4	4	1	2	0	2	14	12.5	
BRADLEY	12/19/15	*	25	4-13	.308	1-7	.143	2-2	1.000	1	3	4	2.5	0	3	3	0	1	11	12.4	
DRAKE	12/22/15	*	35	5-14	.357	3-12	.250	2-4	.500	1	4	5	2.8	3	7	5	0	2	15	12.6	
at Nebraska	12/31/15	*	33	5-8	.625	2-5	.400	1-2	.500	0	3	3	2.8	3	0	2	0	2	13	12.6	
RUTGERS	1/4/16	*	36	5-11	.455	5-10	.500	5-8	.625	0	2	2	2.7	0	3	5	0	3	20	13.1	
at Michigan	01/07/16	*	28	3-8	.375	3-8	.375	0-0	.000	0	7	7	3.0	1	4	5	0	0	9	12.9	
MARYLAND	1/10/16	*	23	1-7	.143	1-6	.167	2-2	1.000	0	0	0	2.8	3	3	4	0	1	5	12.4	
at Wisconsin	01/13/16	*	24	1-6	.167	1-6	.167	0-0	.000	0	1	1	2.7	4	3	4	0	1	3	11.8	
at Michigan State	01/16/16	*	14	2-4	.500	0-2	.000	0-0	.000	1	3	4	2.8	3	1	2	0	0	4	11.4	
PENN STATE	1/20/16	*	26	2-10	.200	1-8	.125	3-3	1.000	0	1	1	2.7	2	2	2	0	0	8	11.2	
at Purdue	1/24/16		18	1-3	.333	1-2	.500	0-0	.000	0	0	0	2.6	0	2	3	0	0	3	10.8	
MICHIGAN	1/28/16		17	3-6	.500	1-4	.250	0-0	.000	0	1	1	2.5	0	2	1	0	0	7	10.6	
at Northwestern	01/31/16		21	1-3	.333	1-3	.333	0-0	.000	0	4	4	2.5	4	6	1	1	1	3	10.3	
at Indiana	2/4/16		15	0-2	.000	0-0	.000	0-0	.000	0	1	1	2.5	2	0	0	0	1	0	9.8	
MICHIGAN STATE	2/7/16		3	0-0	.000	0-0	.000	0-0	.000	0	0	0	2.4	2	0	1	0	0	0	9.4	
OHIO STATE	2/11/16		18	4-9	.444	4-6	.667	3-4	.750	0	0	0	2.3	0	2	2	0	0	15	9.6	
at Minnesota	02/15/16		7	0-2	.000	0-2	.000	0-0	.000	0	0	0	2.2	0	1	2	0	0	0	9.3	
PURDUE	2/18/16		12	0-2	.000	0-2	.000	0-0	.000	0	0	0	2.1	1	1	2	0	0	0	8.9	
INDIANA	2/21/16		4	1-2	.500	0-0	.000	1-2	.500	0	1	1	2.1	1	0	2	1	0	3	8.7	
at Penn State	02/24/16		22	4-8	.500	2-6	.333	0-0	.000	0	0	0	2.0	3	5	2	0	0	10	8.8	
ILLINOIS	2/27/16		21	2-5	.400	2-5	.400	0-0	.000	1	2	3	2.0	1	7	2	0	1	6	8.7	
Totals			19	660	85-211	.403	55-151	.364	35-47	.745	6	55	61	2.0	59	72	73	3	28	260	8.7

Games played: 30
 Minutes/game: 22.0
 Points/game: 8.7
 FG Pct: 40.3
 3FG Pct: 36.4
 FT Pct: 74.5

Rebounds/game: 2.0
 Assists/game: 2.4
 Turnovers/game: 2.4
 Assist/turnover ratio: 1.0
 Steals/game: 0.9
 Blocks/game: 0.1

Virginia (Dec. 2), tying her career-high... made a career-high 8 field goals at Virginia (Dec. 2)... scored Iowa's first 12 points in the second half against Virginia (Dec. 2)... netted a career-best six 3-pointers against Wright State (Nov. 26)... tallied career-highs for field goal attempts (12) and 3-point field goal attempts (9) against Wright State (Nov. 26)... tied her career-high for blocks in win over Houston (Nov. 28)... was a perfect 8-for-8 from the floor, tying Iowa's single game field goal percentage record (1.000), and posted career-high numbers in points (22) and three-pointers made (4) against UNI (Nov. 22)... played a career-high 29 minutes and tallied career-highs in points (13), field goal attempts (11), 3-point field goal attempts (8) and steals (5) in win over Western Illinois (Nov. 19)... matched her career-high in assists (5) against Western Illinois (Nov. 19)... played a career-high 28 minutes and matched her career-high with three, 3-pointers against UT Martin (Nov. 15).

2014-15... Competed in 32-of-34 games... netted eight points at No. 5 Maryland... scored a season-high 10 points in win over USC Upstate (Nov. 14)... dished out a season best four assists in victory at Northwestern (Jan. 29)... Academic All-Big Ten honoree.

Personal Bests

- Points:** 22, 2x, last at Virginia (12/2/15)
- Rebounds:** 7, 2x, last at Michigan (1/7/16)
- FGM:** 8, 2x, last at Virginia (12/2/15)
- FGA:** 14 vs. Drake (12/22/15)
- 3-pt FG:** 6 vs. Wright State (11/26/15)
- 3-pt FGA:** 12 vs. Drake (12/22/15)
- FTM:** 5 vs. Rutgers (1/4/16)
- FTA:** 8 vs. Rutgers (1/4/16)
- Assists:** 7, 2x, last vs. Illinois (2/27/16)
- Steals:** 5 vs. Western Illinois (11/19/15)
- Blocks:** 1, 7x, last vs. Indiana (2/21/16)
- Minutes:** 39 vs. George Washington (11/27/15)

Season	gp-gs	min/avg	fg-fga	pct	fg-fga	pct	ft-fga	pct	off	def	tot	avg	pf	fo	ast	to	blk	stl	pts	avg
2013-14	34-0	433/12.7	50-136	.368	20-71	.282	20-34	.588	5	32	37	1.1	50	0	48	40	2	26	140	4.1
2014-15	32-0	263/8.2	25-73	.342	10-28	.357	17-24	.708	7	28	35	1.1	30	0	27	20	2	13	77	2.4
2015-16	30-19	660/22.0	85-211	.403	55-151	.364	35-47	.745	6	55	61	2.0	59	1	72	73	3	28	260	8.7
TOTAL	96-19	1356/14.1	160-420	.381	85-250	.340	72-105	.686	18	115	133	1.4	139	1	147	133	7	67	477	5.0





IOWA BASKETBALL

PLAYER BIOS

24 NCAA Tournaments • 6 Sweet Sixteens • 3 Elite Eights • 1993 NCAA Final Four • 11 Big Ten Titles

Ally Disterhoft



Guard • 6-0 • Junior
Iowa City, Iowa
West

2015-16... Second Team All-Big Ten and Iowa's Sportsmanship Award recipient... First Team Academic All-District... team elected co-captain... has started every game for the Hawkeyes (30)... named to the Big Ten Honor Roll on Dec. 7 and again on Dec. 28... leads Iowa in points per game (16.9) through 30 games... has played in 100 career games with 81 consecutive starts... has scored in double figures in 75-of-81 career starts... ranks 11th on Iowa's career scoring list (1,485), 14th on the career three-point field goals made list (106), and 18th on the career rebounding list (594)... scored 13 points and pulled down three rebounds against Illinois (Feb. 27)... netted 21 points, dished out three assists, and blocked two shots at Penn State (Feb. 24)... scored 19 points, pulled down eight rebounds, and dished out two assists against Indiana (Feb. 21)... netted 12 points and pulled down four rebounds against Purdue (Feb. 18)... scored 20 points, pulled down five rebounds, and blocked a shot at Minnesota (Feb. 15)... netted 20 points and dished out five assists against Ohio State (Feb. 11)... scored 17 points, pulled down seven rebounds, and dished out three assists against Michigan State (Feb. 7)... netted 20 points, blocked two shots and recorded two steals at Indiana (Feb. 4)... scored 18 points and pulled down five rebounds at Northwestern (Jan. 31)... netted 16 points, pulled down five rebounds, dished out three assists and registered two steals in Iowa's win over Michigan (Jan. 28)... scored 21 points, posted four rebounds, blocked two shots, and recorded two steals at Purdue (Jan. 24)... registered 13 points, seven rebounds and blocked two shots against Penn State (Jan. 20)... scored 13 points, recorded a team-high seven rebounds, and dished out two assists at Michigan State (Jan. 16)... sunk 8-of-9 field goal attempts to score 18 points at Wisconsin (Jan. 13), also tallied two steals and a block... netted 14 points with seven rebounds and one assist against Maryland (Jan. 10)... scored 14 points with five rebounds and three assists at Michigan (Jan. 7)... scored 15 points, dished out four assists, pulled down three rebounds, and blocked two shots to help Iowa top Rutgers (Jan. 4)... posted her first double-double of the season and the sixth of her career with 17 points

2015-16 Game-by-Game

Opponent	Date	gs	min	Total		3-Pointers		Free throws		Rebounds				pts	avg						
				fg-fga	pct	3fg-fga	pct	ft-fa	pct	off	def	tot	avg								
NORTH DAKOTA	11/13/15	*	30	7-13	.538	2-2	1.000	4-4	1.000	2	1	3	3.0	2	5	0	2	20	20.0		
UT MARTIN	11/15/15	*	35	4-10	.400	0-4	.000	3-3	1.000	1	5	6	4.5	3	2	3	1	2	11	15.5	
WESTERN ILLINOIS	11/19/15	*	36	9-19	.474	0-2	.000	3-4	.750	2	2	4	4.3	3	3	2	1	0	21	17.3	
at UNI	11/22/15	*	34	5-9	.556	0-2	.000	5-6	.833	1	2	3	4.0	1	5	2	1	0	15	16.8	
vs Wright State	11/26/15	*	35	3-6	.500	0-0	.000	4-4	1.000	3	3	6	4.4	2	5	8	0	0	10	15.4	
vs George Washington	11/27/15	*	47	7-14	.500	1-6	.167	4-5	.800	1	4	5	4.5	4	5	3	0	2	19	16.0	
vs Houston	11/28/15	*	34	4-8	.500	1-2	.500	6-7	.857	3	3	6	4.7	1	0	2	0	0	15	15.9	
at Virginia	12/02/15	*	34	6-8	.750	0-1	.000	6-6	1.000	4	3	7	5.0	1	4	3	0	1	18	16.1	
ROBERT MORRIS	12/06/15	*	31	6-9	.667	2-4	.500	2-3	.667	1	2	3	4.8	0	3	1	1	0	16	16.1	
at Iowa State	12-11-15	*	39	8-18	.444	1-3	.333	9-12	.750	3	5	8	5.1	1	3	1	3	4	26	17.1	
BRADLEY	12/19/15	*	31	4-7	.571	2-3	.667	6-10	.600	1	4	5	5.1	3	1	4	1	1	16	17.0	
DRAKE	12/22/15	*	35	6-9	.667	3-6	.500	5-6	.833	1	6	7	5.3	2	4	2	0	0	20	17.3	
at Nebraska	12/31/15	*	35	7-14	.500	2-5	.400	1-2	.500	4	7	11	5.7	2	1	4	0	0	17	17.2	
RUTGERS	1/4/16	*	38	7-11	.636	0-2	.000	1-3	.333	0	3	3	5.5	0	4	3	2	0	15	17.1	
at Michigan	01/07/16	*	38	5-9	.556	2-3	.667	2-3	.667	1	4	5	5.5	4	3	3	0	1	14	16.9	
MARYLAND	1/10/16	*	35	5-10	.500	1-2	.500	3-6	.500	1	6	7	5.6	0	1	2	0	0	14	16.7	
at Wisconsin	01/13/16	*	36	8-9	.889	1-1	1.000	1-1	1.000	2	3	5	5.5	1	2	1	2	1	18	16.8	
at Michigan State	01/16/16	*	38	4-10	.400	1-2	.500	4-6	.667	0	7	7	5.6	2	2	1	0	0	13	16.6	
PENN STATE	1/20/16	*	36	3-14	.214	1-5	.200	6-9	.667	4	3	7	5.7	0	3	1	2	1	13	16.4	
at Purdue	1/24/16	*	38	6-11	.545	0-1	.000	9-12	.750	1	3	4	5.6	3	1	4	2	2	21	16.6	
MICHIGAN	1/28/16	*	37	5-12	.417	3-7	.429	3-6	.500	2	3	5	5.6	2	3	2	1	2	16	16.6	
at Northwestern	01/31/16	*	37	6-10	.600	1-3	.333	5-7	.714	0	5	5	5.5	2	1	3	0	1	18	16.6	
at Indiana	2/4/16	*	36	7-12	.583	1-3	.333	5-8	.625	1	4	5	5.5	4	0	4	2	2	20	16.8	
MICHIGAN STATE	2/7/16	*	39	5-11	.455	1-2	.500	6-7	.857	6	1	7	5.6	2	3	1	2	1	17	16.8	
OHIO STATE	2/11/16	*	35	8-12	.667	0-1	.000	4-8	.500	1	6	7	5.6	0	5	1	0	1	20	16.9	
at Minnesota	02/15/16	*	39	8-14	.571	2-6	.333	2-2	1.000	2	3	5	5.6	3	1	1	1	1	20	17.0	
PURDUE	2/18/16	*	39	4-8	.500	0-0	.000	4-6	.667	2	2	4	5.6	0	2	7	0	1	12	16.9	
INDIANA	2/21/16	*	37	8-14	.571	1-3	.333	2-2	1.000	3	5	8	5.6	1	2	3	1	0	19	16.9	
at Penn State	02/24/16	*	38	8-13	.615	3-5	.600	2-3	.667	0	4	4	5.6	1	3	1	2	0	21	17.1	
ILLINOIS	2/27/16	*	36	5-12	.417	1-6	.167	2-5	.400	1	2	3	5.5	0	2	1	0	1	13	16.9	
Totals			30	1088	178-336	.530	33-92	359	119-166	.717	54	111	165	5.5	50	79	75	24	28	508	16.9

Games played: 30
Minutes/game: 36.3
Points/game: 16.9
FG Pct: 53.0

Rebounds/game: 5.5
Assists/game: 2.6
Turnovers/game: 2.5
Assist/turnover ratio: 1.1

and 11 rebounds at Nebraska (Dec. 31)... scored 20 points, pulled down seven rebounds, and dished out four assists to help Iowa defeat Drake on Dec. 22... netted a career-high 26 points at Iowa State (Dec. 11)... registered career-highs for free throw attempts (12), steals (4) and blocks (3) at Iowa State (Dec. 11)... tallied a career-high 19 field goal attempts and added a season-high with 21 points against Western Illinois (Nov. 19)... surpassed the 1,000 career point mark with a layup in the second quarter against UT Martin (Nov. 15), becoming the 34th player in Iowa women's basketball history to reach the milestone... named to the Hawkeye Challenge All-Tournament Team (MVP)... reached double figures and led the team in scoring with 20 points in Iowa's win over North Dakota (Nov. 13)... 2016 WBCA Allstate Good Works Team honoree for her efforts in the community raising helmet awareness for moped riders... named November female student-athlete of the month by UI Athletics Academics Services on Dec. 7... preseason All-Big Ten pick by league coaches.

2014-15... Second team All-Big Ten honoree... Capital One Academic All-American (only sophomore nationally to earn the accolade)... Academic All-Big Ten honoree... started the last 51 games (last 17 of last year; all 34 this season)... scored in double figures in 45-of-51 career starts; Iowa is 39-12 when she starts... tied for first on the team and 13th in the conference in scoring (14.8)... 12th in the Big Ten in free throw shooting (78.3%)... scored in double figures in 23 of the last 26 contests... Iowa's leading scorer in First Round NCAA Tournament victory (18 points)... registered her second double-double of the season and fifth of her career in an overtime victory over No. 15 Nebraska (Jan. 26), scoring 20 points while grabbing a

career-best 13 boards; scored all 20 points after halftime... scored 20 or more points five times this season; included a four-game stretch from Jan 26-Feb. 5... matched a career high with three steals in victory at No. 20 Nebraska (Feb. 12)... named to the Big Ten Player of the Week Honor Roll on Feb. 2 after averaging 21.3 points and eight rebounds in Iowa's wins over No. 15 Nebraska and Northwestern and 93-88 loss at No. 5 Maryland... dished out a career-high eight assists in win over Penn State (Dec. 28)... led the Hawkeyes in rebounds in 12 games... named to 2014 Hawkeye Challenge All-Tournament Team... 503 points this season are 4th-most ever by a Hawkeye sophomore.

Personal Bests

- Points:** 26 at Iowa State (12/11/15)
- Rebounds:** 13 vs. Nebraska (1/26/15)
- FGM:** 11 vs. Arkansas (11/28/14)
- FGA:** 19 vs. Western Illinois (11/19/15)
- 3-pt FG:** 4 at Northwestern (1/29/15)
- 3-pt FGA:** 7 vs. Michigan (1/28/16)
- FTM:** 12 at Ohio State (1/19/14)
- FTA:** 12, 3x, last at Purdue (1/24/16)
- Assists:** 8 vs. Penn State (12/28/14)
- Steals:** 4 at Iowa State (12/11/15)
- Blocks:** 3 at Iowa State (12/11/15)
- Minutes:** 47 vs. George Washington (11/27/15)

Season	gp-gs	min/avg	Total		3-Point		F-Throws			Rebounds				Scoring						
			fg-fga	pct	fg-fga	pct	ft-fa	pct	off	def	tot	avg	pf	fo	ast	to	blk	stl	pts	avg
2013-14	36-17	1035/28.8	155-317	.489	33-97	.340	131-176	.744	71	158	229	6.4	72	2	49	77	12	24	474	13.2
2014-15	34-34	1104/32.5	163-380	.429	40-109	.367	137-175	.783	73	127	200	5.9	59	0	83	60	13	29	503	14.8
2015-16	30-30	1088/36.3	178-336	.530	33-92	.359	119-166	.717	54	111	165	5.5	50	0	79	75	24	28	508	16.9
TOTAL	100-81	3227/32.3	496-1033	.480	106-298	.356	387-517	.749	198	396	594	5.9	181	2	211	212	49	81	1485	14.9





IOWA BASKETBALL

PLAYER BIOS

24 NCAA Tournaments • 6 Sweet Sixteens • 3 Elite Eights • 1993 NCAA Final Four • 11 Big Ten Titles

Claire Till



Forward • 6-0 • Senior
Dubuque, Iowa
Wahlert

2015-16... Appeared in 14 games this season and 95 games in her career before a chronic knee injury ended her career... Till underwent career-ending surgery on Feb. 22... registered three minutes and a rebound at Wisconsin (Jan. 13)... scored two points and pulled down three rebounds in five minutes played at Nebraska (Dec. 31)... dished out an assist against Bradley (Dec. 19)... tallied two assists and a block in three minutes played against Robert Morris (Dec. 6)... netted a free throw at Virginia (Dec. 2) for her first point of the season... registered one assist in Iowa's win over North Dakota (Nov. 13).

2014-15... Appeared in 29 games... grabbed a season-best eight rebounds, while also logging a season-high 15 minutes in Iowa's win over No. 25 Nebraska in the Big Ten Tournament (March 6)... scored a season-high six points in regular season finale win over Minnesota (March 1).

2015-16 Game-by-Game

Opponent	Date	gs	min	Total		3-Pointers		Free throws		Rebounds				pf	a	t/o	blk	stl	pts	avg
				fg-fga	pct	3fg-fga	pct	ft-fga	pct	off	def	tot	avg							
NORTH DAKOTA	11/13/15	5	0-2	.000	0-1	.000	0-0	.000	0	0	0	0.0	2	1	0	0	0	0	0	0.0
UT MARTIN	11/15/15	4	0-0	.000	0-0	.000	0-0	.000	0	1	1	0.5	2	0	0	0	0	0	0	0.0
WESTERN ILLINOIS	11/19/15	2	0-0	.000	0-0	.000	0-0	.000	0	1	1	0.7	0	0	0	0	0	0	0	0.0
at UNI	11/22/15	2	0-0	.000	0-0	.000	0-0	.000	0	0	0	0.5	0	0	0	0	0	0	0	0.0
vs Wright State	11/26/15	2	0-0	.000	0-0	.000	0-0	.000	0	0	0	0.4	1	0	0	0	0	0	0	0.0
vs Houston	11/28/15	1	0-0	.000	0-0	.000	0-0	.000	0	0	0	0.3	2	0	1	0	0	0	0	0.0
at Virginia	12/02/15	2	0-0	.000	0-0	.000	1-2	.500	0	0	0	0.3	0	0	0	0	0	0	1	0.1
ROBERT MORRIS	12/6/15	3	0-0	.000	0-0	.000	2-2	1.000	0	0	0	0.3	0	2	0	1	0	2	0.4	
at Iowa State	12-11-15	2	0-0	.000	0-0	.000	0-0	.000	0	0	0	0.2	0	0	0	0	0	0	0	0.3
BRADLEY	12/19/15	7	0-1	.000	0-0	.000	0-0	.000	2	3	5	0.7	2	1	0	0	0	0	0	0.3
DRAKE	12/22/15	2	0-0	.000	0-0	.000	0-0	.000	0	0	0	0.6	0	0	0	0	0	0	0	0.3
at Nebraska	12/31/15	5	0-0	.000	0-0	.000	2-2	1.000	2	1	3	0.8	2	0	2	1	0	2	0.4	
MARYLAND	1/10/16	5	0-1	.000	0-0	.000	0-0	.000	0	0	0	0.8	3	0	0	0	0	0	0	0.4
at Wisconsin	01/13/16	3	0-0	.000	0-0	.000	0-0	.000	0	1	1	0.8	0	0	0	0	0	0	0	0.4
Totals		0	45	0-4	.000	0-1	.000	5-6	.833	4	7	11	0.8	14	4	3	2	0	5	0.4

Games played: 14
 Minutes/game: 3.2
 Points/game: 0.4
 FG Pct: 0.0
 3FG Pct: 0.0
 FT Pct: 83.3

Rebounds/game: 0.8
 Assists/game: 0.3
 Turnovers/game: 0.2
 Assist/turnover ratio: 1.3
 Blocks/game: 0.1

Personal Bests

- Points:** 7, 2x, last vs. USC (11/28/13)
- Rebounds:** 12 vs. Ark-Pine Bluff (11/13/13)
- FGM:** 3, 2x, last vs. Minnesota (3/1/15)
- FGA:** 8 vs. Drake (12/21/13)
- 3-pt FG:** 2 vs. Nebraska (3/9/14)
- 3-pt FGA:** 3, 2x, last vs. Nebraska (3/9/14)
- FTM:** 5, 2x, last vs. WVU (11/25/12)
- FTA:** 8 at Florida International (11/23/12)
- Assists:** 3, 2x, last vs. Nebraska (3/9/14)
- Steals:** 3 vs. Drake (12/21/13)
- Blocks:** 2, 3x, last vs. Ohio State (3/7/15)
- Minutes:** 25 vs. Ark-Pine Bluff (11/13/13)

Season	gp-gs	min/avg	Total		3-Point		F-Throws		Rebounds				Scoring							
			fg-fga	pct	fg-fga	pct	ft-fga	pct	off	def	tot	avg	pf	fo	ast	to	blk	stl	pts	avg
2012-13	16-0	108/6.8	5-20	.250	2-7	.286	15-22	.682	9	17	26	1.6	11	0	3	9	3	3	27	1.7
2013-14	36-0	504/14.0	33-87	.379	6-19	.316	25-50	.500	46	59	105	2.9	88	3	22	29	10	14	97	2.7
2014-15	29-0	167/5.8	13-23	.565	0-1	.000	0-2	.000	16	26	42	1.4	38	0	4	9	5	4	26	0.9
2015-16	14-0	45/3.2	0-4	.000	0-1	.000	5-6	.833	4	7	11	0.8	14	0	4	3	2	0	5	0.4
TOTAL	95-0	824/8.7	51-134	.381	8-28	.286	45-80	.563	75	109	184	1.9	151	3	33	50	20	21	155	1.6





IOWA BASKETBALL

PLAYER BIOS

24 NCAA Tournaments • 6 Sweet Sixteens • 3 Elite Eights • 1993 NCAA Final Four • 11 Big Ten Titles

Chase Coley



Center • 6-3 • Sophomore
Minneapolis
Washburn

2015-16... Has played every game for the Hawkeyes this year (30) with 29 starts, the first starts of her career... scored 10 points, pulled down six rebounds, and blocked four shots against Illinois (Feb. 27)... netted four points and pulled down three rebounds at Penn State (Feb. 24)... recorded her fifth career double-double with 10 points and 10 rebounds against Indiana (Feb. 21)... netted 14 points, pulled down seven rebounds, and blocked a shot against Purdue (Feb. 18)... compiled her fourth double-double of the season with 21 points and 11 rebounds at Minnesota (Feb. 15)... scored 12 points and dished out two assists against Ohio State (Feb. 11)... netted 13 points and earned a career-high four steals against Michigan State (Feb. 7)... scored eight points and registered six rebounds at Indiana (Feb. 4)... named to the Big Ten Player of the Week Honor Roll for the first time in her career on Feb. 1 for her role in Hawkeye wins against Michigan and at Northwestern... named Iowa's female Student-Athlete of the Month for her efforts on and off the court in the month of January... netted a team-high 19 points and pulled down seven rebounds at Northwestern (Jan. 31)... recorded her third career double-double with a team-high 21 points and 10 rebounds against Michigan (Jan. 28)... posted a team-high eight rebounds and scored seven points at Purdue (Jan. 24)... netted a team-high 16 points and recorded a steal against Penn State (Jan. 20)... scored six points and registered two rebounds at Michigan State (Jan. 16)... netted seven points and tallied four rebounds at Wisconsin (Jan. 13)... scored the first six points for Iowa in the second half and ended the game with a team-high 18 points at Michigan (Jan. 7)... scored Iowa's first four points of the game against Rutgers, ending the contest with 10 points and four rebounds (Jan. 4)... scored the first seven points of the game in Iowa's win at Nebraska (Dec. 31)... scored

2015-16 Game-by-Game

Opponent	Date	gs	min	Total		3-Pointers		Free throws		Rebounds				pf	a	t/o	blk	stl	pts	avg	
				fg-fga	pct	3fg-fga	pct	ft-fa	pct	off	def	tot	avg								
NORTH DAKOTA	11/13/15	*	14	0-5	.000	0-0	.000	0-0	.000	1	1	2	2.0	2	1	1	0	1	0	0.0	
UT MARTIN	11/15/15	*	15	3-7	.429	0-0	.000	2-2	1.000	1	2	3	2.5	2	1	0	1	0	8	4.0	
WESTERN ILLINOIS	11/19/15	*	16	6-9	.667	0-0	.000	1-1	1.000	1	1	2	2.3	2	0	1	1	0	13	7.0	
at UNI	11/22/15	*	30	8-13	.615	0-0	.000	0-0	.000	4	10	14	5.3	2	5	1	4	1	16	9.3	
vs Wright State	11/26/15	*	34	11-16	.688	0-0	.000	0-1	.000	2	7	9	6.0	3	2	1	1	1	22	11.8	
vs George Washington	11/27/15	*	40	8-12	.667	1-1	1.000	5-7	.714	0	10	10	6.7	2	1	4	0	22	13.5		
vs Houston	11/28/15	*	21	0-3	.000	0-0	.000	0-0	.000	0	5	5	6.4	1	2	1	2	1	0	11.6	
at Virginia	12/02/15	*	28	2-3	.667	0-0	.000	2-2	1.000	1	4	5	6.3	3	2	2	1	0	6	10.9	
ROBERT MORRIS	12/6/15	*	16	1-4	.250	0-0	.000	2-2	1.000	3	2	5	6.1	2	2	3	1	1	4	10.1	
at Iowa State	12-11-15	*	28	5-10	.500	0-0	.000	2-3	.667	1	3	4	5.9	2	1	0	2	1	12	10.3	
BRADLEY	12/19/15	*	18	4-10	.400	0-0	.000	0-0	.000	2	4	6	5.9	2	0	1	0	0	8	10.1	
DRAKE	12/22/15	*	21	4-7	.571	0-0	.000	3-3	1.000	2	5	7	6.0	4	1	1	1	1	11	10.2	
at Nebraska	12/31/15	*	19	6-9	.667	0-0	.000	4-5	.800	1	5	6	6.0	2	0	3	0	1	16	10.6	
RUTGERS	1/4/16	*	20	5-8	.625	0-0	.000	0-0	.000	1	3	4	5.9	2	0	2	0	1	10	10.6	
at Michigan	01/07/16	*	20	7-10	.700	0-0	.000	4-4	1.000	0	3	3	5.7	2	1	1	2	1	18	11.1	
MARYLAND	1/10/16	*	17	0-4	.000	0-0	.000	1-2	.500	0	0	0	5.3	3	0	0	0	2	1	10.4	
at Wisconsin	01/13/16	*	25	3-9	.333	0-0	.000	1-2	.500	0	4	4	5.2	3	0	0	0	1	7	10.2	
at Michigan State	01/16/16	*	19	3-5	.600	0-0	.000	0-1	.000	0	2	2	5.1	2	0	0	0	1	6	10.0	
PENN STATE	1/20/16	*	26	7-10	.700	0-0	.000	2-4	.500	1	3	4	5.0	3	1	1	0	1	16	10.3	
at Purdue	1/24/16	*	29	3-8	.375	0-0	.000	1-1	1.000	2	6	8	5.2	2	2	2	0	1	7	10.2	
MICHIGAN	1/28/16		32	7-9	.778	0-0	.000	7-8	.875	1	9	10	5.4	4	3	1	2	1	21	10.7	
at Northwestern	01/31/16	*	31	8-10	.800	0-0	.000	3-4	.750	0	7	7	5.5	5	2	3	1	0	19	11.0	
at Indiana	2/4/16	*	28	3-6	.500	0-0	.000	2-3	.667	1	5	6	5.5	5	2	2	1	0	8	10.9	
MICHIGAN STATE	2/7/16	*	36	6-14	.429	0-0	.000	1-2	.500	1	5	6	5.5	1	3	2	0	4	13	11.0	
OHIO STATE	2/11/16	*	22	5-7	.714	0-0	.000	2-2	1.000	0	5	5	5.5	5	2	3	1	1	12	11.0	
at Minnesota	02/15/16	*	34	8-21	.381	0-0	.000	5-5	1.000	6	5	11	5.7	1	3	2	2	0	21	11.4	
PURDUE	2/18/16	*	34	6-12	.500	0-0	.000	2-2	1.000	3	4	7	5.7	2	0	3	1	0	14	11.5	
INDIANA	2/21/16	*	33	3-12	.250	0-0	.000	4-4	1.000	2	8	10	5.9	2	4	0	3	0	10	11.5	
at Penn State	02/24/16	*	16	2-3	.667	0-0	.000	0-0	.000	2	1	3	5.8	4	1	3	0	0	4	11.2	
ILLINOIS	2/27/16	*	27	3-7	.429	0-0	.000	4-4	1.000	2	4	6	5.8	3	1	1	4	2	10	11.2	
Totals			29	749	137-263	.521	1-1	1.000	60-74	.811	41	133	174	5.8	78	43	45	31	24	335	11.2

Games played: 30
 Minutes/game: 25.0
 Points/game: 11.2
 FG Pct: 52.1
 3FG Pct: 100.0
 FT Pct: 81.1

Rebounds/game: 5.8
 Assists/game: 1.4
 Turnovers/game: 1.5
 Assist/turnover ratio: 1.0
 Steals/game: 0.8
 Blocks/game: 1.0

16 points and recorded six rebounds in her first Big Ten Conference start at Nebraska (Dec. 31)... shot .571 against Drake on Dec. 22, tallying 11 points and seven rebounds in the win... scored Iowa's first four points of the game, and the team's first seven points in the second half at Iowa State (Dec. 11)... netted a career-high 22 points and 11 field goals against Wright State (Nov. 26)... posted her second career double-double and her second in the last three games with 22 points and 10 rebounds against George Washington (Nov. 27)... attempted and made the first 3-pointer of her career to beat the halftime buzzer against George Washington (Nov. 27)... played a career-high 40 minutes against George Washington (Nov. 27)... posted her first career double-double at UNI (Nov. 22), ending the game with 16 points and 14 rebounds... also recorded career-best numbers in points (16), rebounds (14), blocks (4), assists (5) and steals (1) at UNI... netted a career-high 13 points in win over Western Illinois (Nov. 19)... tallied career-highs in field goals made (6) and field goal attempts (9) against Western Illinois (Nov. 19)... made her first career start in the season-opener against North Dakota (Nov. 13)... posted eight points in Iowa's victory over UT Martin (Nov. 13).

2014-15... Played in 29 games as a freshman, averag-

ing 6.9 minutes and 2.9 points per contest... posted six points off the bench in Iowa's NCAA Tournament Second Round victory over Miami (Mar. 22)... netted six points in the win at No. 16 Rutgers (Jan. 4), going 3-of-4 from the field... recorded a season-high nine points in victory over Indiana (Feb. 15)... notched a season-best three blocks against Arkansas (Nov. 28)... grabbed a season-best five rebounds in loss at Ohio State (Feb. 21).

Personal Bests

- Points:** 22, 2x, last vs. George Washington (11/27/15)
- Rebounds:** 14 at UNI (11/22/15)
- FGM:** 11 vs. Wright State (11/26/15)
- FGA:** 21 at Minnesota (2/15/16)
- 3-pt FG:** 1 vs. George Washington (11/27/15)
- 3-pt FGA:** 1 vs. George Washington (11/27/15)
- FTM:** 7 vs. Michigan (1/28/16)
- FTA:** 8 vs. Michigan (1/28/16)
- Assists:** 5 at UNI (11/22/15)
- Steals:** 4 vs. Michigan State (2/7/16)
- Blocks:** 4, 2x, last vs. Illinois (2/27/16)
- Minutes:** 40 vs. George Washington (11/27/15)

Season	gp-gs	min/avg	Total		3-Point		F-Throws		Rebounds				Scoring							
			fg-fga	pct	fg-fga	pct	ft-fa	pct	off	def	tot	avg	pf	fo	ast	to	blk	stl	pts	avg
2014-15	29-0	201/6.9	37-57	.649	0-0	.000	9-17	.529	18	27	45	1.6	21	0	7	13	10	1	83	2.9
2015-16	30-29	749/25.0	137-263	.521	1-1	1.000	60-74	.811	41	133	174	5.8	78	3	43	45	31	24	335	11.2
TOTAL	59-29	950/16.1	174-320	.544	1-1	1.000	69-91	.758	59	160	219	3.7	99	3	50	58	41	25	418	7.1





IOWA BASKETBALL

PLAYER BIOS

24 NCAA Tournaments • 6 Sweet Sixteens • 3 Elite Eights • 1993 NCAA Final Four • 11 Big Ten Titles

Megan Gustafson



Center • 6-3 • Freshman
Port Wing, Wis.
South Shore

2015-16... Named to the Big Ten All-Freshman Team... has appeared in every game of her Hawkeye career (30) with 11 starts... leads Iowa in blocked shots (52) and rebounds (198)... made the first start of her career at Purdue (Jan. 24)... registered her seventh career double-double in 10 games against Illinois (Feb. 27) with 16 points and 10 rebounds... registered her sixth career double-double in nine games with 15 points and 11 rebounds at Penn State (Feb. 24)... named Big Ten Freshman of the Week on Feb. 22 after averaging a double-double with 14 points and 10.7 rebounds in a three-game stretch (at Minnesota, vs Purdue, vs Indiana)... scored 10 points, pulled down six rebounds, and blocked four shots against Indiana (Feb. 21)... netted 18 points, pulled down seven rebounds, and blocked four shots against Purdue (Feb. 18)... posted a career-high 19 rebounds, the highest single game total in Iowa history since Feb. 16, 2012 (Samantha Logic), and 14 points to secure her fifth double-double in the last six games at Minnesota (Feb. 15)... recorded her fourth career double-double with 13 points and 11 rebounds against Ohio State (Feb. 11)... netted seven points and dished out a career-high two assists against Michigan State (Feb. 7)... recorded her third consecutive double-double with 12 points and 10 rebounds at Indiana (Feb. 4)... recorded her second consecutive double-double with 15 points and 13 rebounds at Northwestern (Jan. 31)... recorded her first career double-double with 10 points and a career-high 12 rebounds against Michigan (Jan. 28)... tallied seven points, one block, and one assist in her first career start at Purdue (Jan. 24)... recorded five points, a block, and a steal against Penn State (Jan. 20)... blocked two shots and scored seven points with five rebounds at Michigan State (Jan. 16)... netted five points, pulled down four rebounds and blocked a shot at Wisconsin (Jan. 13)...

2015-16 Game-by-Game

Opponent	Date	gs	min	Total		3-Pointers		Free throws		Rebounds					pts	avg				
				fg-fga	pct	3fg-fga	pct	ft-fa	pct	off	def	tot	avg	pf			a	t/o	blk	stl
NORTH DAKOTA	11/13/15	23	5-6	.833	0-0	.000	2-2	1.000	3	4	7	7.0	1	1	1	1	0	12	12.0	
UT MARTIN	11/15/15	17	3-4	.750	0-0	.000	4-6	.667	1	0	1	4.0	2	1	0	1	0	10	11.0	
WESTERN ILLINOIS	11/19/15	29	10-14	.714	0-0	.000	3-4	.750	6	3	9	5.7	1	1	2	3	1	23	15.0	
at UNI	11/22/15	10	1-2	.500	0-0	.000	1-2	.500	1	3	4	5.3	4	0	4	0	0	3	12.0	
vs Wright State	11/26/15	6	2-5	.400	0-0	.000	0-0	.000	0	1	1	4.4	3	0	0	0	0	4	10.4	
vs George Washington	11/27/15	10	1-1	1.000	0-0	.000	0-0	.000	0	0	0	3.7	2	0	1	0	0	2	9.0	
vs Houston	11/28/15	19	3-9	.333	0-0	.000	5-6	.833	2	6	8	4.3	3	0	2	0	0	11	9.3	
at Virginia	12/02/15	11	1-3	.333	0-0	.000	0-1	.000	2	2	4	4.3	1	0	1	5	0	2	8.4	
ROBERT MORRIS	12/6/15	23	6-9	.667	0-0	.000	3-3	1.000	0	6	6	4.4	1	0	1	2	1	15	9.1	
at Iowa State	12-11-15	11	1-3	.333	0-0	.000	0-0	.000	2	1	3	4.3	0	0	1	0	0	2	8.4	
BRADLEY	12/19/15	20	2-3	.667	0-0	.000	0-0	.000	0	7	7	4.5	1	0	1	4	0	4	8.0	
DRAKE	12/22/15	18	6-11	.545	0-0	.000	4-5	.800	5	2	7	4.8	2	0	4	1	0	16	8.7	
at Nebraska	12/31/15	16	3-7	.429	0-0	.000	0-0	.000	1	2	3	4.6	3	1	3	3	0	6	8.5	
RUTGERS	1/4/16	20	3-6	.500	0-0	.000	0-2	.000	2	4	6	4.7	0	1	0	3	0	6	8.3	
at Michigan	01/07/16	20	5-6	.833	0-0	.000	4-4	1.000	0	3	3	4.6	0	0	2	2	0	14	8.7	
MARYLAND	1/10/16	30	5-11	.455	0-0	.000	4-6	.667	2	7	9	4.9	2	0	2	1	0	14	9.0	
at Wisconsin	01/13/16	15	2-8	.250	0-0	.000	1-2	.500	1	3	4	4.8	0	1	0	1	0	5	8.8	
at Michigan State	01/16/16	21	2-2	1.000	0-0	.000	3-3	1.000	3	2	5	4.8	5	0	1	2	0	7	8.7	
PENN STATE	1/20/16	16	2-5	.400	0-0	.000	1-2	.500	2	2	4	4.8	3	1	1	1	1	5	8.5	
at Purdue	1/24/16	* 19	3-6	.500	0-0	.000	1-3	.333	0	0	0	4.6	1	1	1	1	0	7	8.4	
MICHIGAN	1/28/16	* 22	3-10	.300	0-0	.000	4-5	.800	6	6	12	4.9	3	1	3	3	1	10	8.5	
at Northwestern	01/31/16	* 33	6-13	.462	0-0	.000	3-11	.273	6	7	13	5.3	2	0	2	3	1	15	8.8	
at Indiana	2/4/16	* 26	6-10	.600	0-0	.000	0-1	.000	4	6	10	5.5	3	0	1	0	0	12	8.9	
MICHIGAN STATE	2/7/16	* 24	3-6	.500	0-0	.000	1-2	.500	1	7	8	5.6	3	2	3	2	0	7	8.8	
OHIO STATE	2/11/16	* 25	6-17	.353	0-0	.000	1-2	.500	7	4	11	5.8	3	1	1	1	1	13	9.0	
at Minnesota	02/15/16	* 32	6-12	.500	0-0	.000	2-2	1.000	6	13	19	6.3	2	3	1	2	0	14	9.2	
PURDUE	2/18/16	* 33	7-9	.778	0-0	.000	4-7	.571	2	5	7	6.3	2	1	1	4	1	18	9.5	
INDIANA	2/21/16	* 34	5-11	.455	0-0	.000	0-2	.000	1	5	6	6.3	2	2	2	4	1	10	9.5	
at Penn State	02/24/16	* 33	7-9	.778	0-0	.000	1-2	.500	4	7	11	6.5	4	2	5	0	0	15	9.7	
ILLINOIS	2/27/16	* 33	8-11	.727	0-0	.000	0-0	.000	3	7	10	6.6	2	2	2	2	1	16	9.9	
Totals		11	649	123-229	.537	0-0	.000	52-85	.612	73	125	198	6.6	61	22	49	52	9	298	9.9

Games played: 30
 Minutes/game: 21.6
 Points/game: 9.9
 FG Pct: 53.7
 FT Pct: 61.2

Rebounds/game: 6.6
 Assists/game: 0.7
 Turnovers/game: 1.6
 Assist/turnover ratio: 0.4
 Steals/game: 0.3
 Blocks/game: 1.7

played a career-high 30 minutes and matched a career-high with nine rebounds, one shy of recording her first career double-double against Maryland (Jan. 10)... shot .833 (5-of-6) from field goal range and sunk 4-of-4 free throw attempts at Michigan for 14 points (Jan. 7)... blocked three shots, scored six points and dished out one assist against Rutgers (Jan. 4)... blocked three shots, scored six points, and pulled down three rebounds in her first Big Ten Conference game at Nebraska (Dec. 31)... reached double figures for the sixth time with 16 points and seven rebounds against Drake (Dec. 22)... tallied a career-high five blocks in Iowa's win at Virginia (Dec. 2)... had 11 points and eight rebounds in win over Houston (Nov. 28)... netted a career-high 23 points and was one rebound shy of her first career double-double against Western Illinois (Nov. 19)... tallied career-highs for rebounds (9), field goals made (10), field goals attempted (14), steals (1), blocks (3) and minutes (29) against Western Illinois (Nov. 19)... came off the bench in Iowa's win over North Dakota (Nov. 13) for her collegiate debut... scored in double figures in three of her collegiate games so far, posting 12 points against North Dakota (Nov. 13), 10 points against UT Martin (Nov. 15) and 23 against Western Illinois (Nov. 19)... named to the Hawkeye Challenge All-Tournament Team.

High School... Ranked No. 12 at her position and No. 80 in her class by ESPN HoopGurlz... four-time first team

all-conference honoree, three-time first team all-state selection, and three-time team captain... ESPN Top 100 recruit... compiled 3,229 points, 1,724 rebounds, and 628 blocks in her career... all-time scoring leader in Wisconsin, and the only player in state history to eclipse 3,000 points... scored a single game, state-record 64 points as a senior... scored more than 50 points in back-to-back nights... scored 1,127 points in a season, another record for the state of Wisconsin.

Personal Bests

Points: 23 vs. Western Illinois (11/19/15)
Rebounds: 19 at Minnesota (2/15/16)
FGM: 10 vs. Western Illinois (11/19/15)
FGA: 14 vs. Western Illinois (11/19/15)
3-pt FG: ---
3-pt FGA: ---
FTM: 5 vs. Houston (11/28/15)
FTA: 11 at Northwestern (1/31/16)
Assists: 3 at Minnesota (2/15/16)
Steals: 1, 9x, last vs. Illinois (2/27/16)
Blocks: 5 at Virginia (12/2/15)
Minutes: 34 vs. Indiana (2/21/16)

Season	gp-gs	min/avg	Total		3-Point		F-Throws			Rebounds					Scoring					
			fg-fga	pct	fg-fga	pct	ft-fa	pct	off	def	tot	avg	pf	fo	ast	to	blk	stl	pts	avg
2015-16	30-11	649/21.6	123-229	.537	0-0	.000	52-85	.612	73	125	198	6.6	61	1	22	49	52	9	298	9.9
TOTAL	30-11	649/21.6	123-229	.537	0-0	.000	52-85	.612	73	125	198	6.6	61	1	22	49	52	9	298	9.9





IOWA BASKETBALL

PLAYER BIOS

24 NCAA Tournaments • 6 Sweet Sixteens • 3 Elite Eights • 1993 NCAA Final Four • 11 Big Ten Titles

Tania Davis



Guard • 5-4 • Freshman
Grand Blanc, Mich.
Goodrich

2015-16... Named to the Big Ten All-Freshman Team... has played in every game of her collegiate career for the Hawkeyes (30) with 13 starts... made the first start of her career at point guard against Bradley (Dec. 19)... leads Iowa in assists (98), dishing out an average of 3.3 per game... dished out six assists and pulled down four rebounds against Illinois (Feb. 27)... netted six points and dished out three assists at Penn State (Feb. 24)... scored 17 points, pulled down three rebounds, and dished out three assists against Indiana (Feb. 21)... pulled down six rebounds, netted 12 points, dished out six assists, and recorded four steals against Purdue (Feb. 18)... dished out five assists and netted eight points at Minnesota (Feb. 15)... scored five points, pulled down a career-high six rebounds, and dished out four assists against Ohio State (Feb. 11)... netted 13 points and pulled down five rebounds against Michigan State (Feb. 7)... made a career-high 12 field goal attempts and played a career-high 36 minutes at Indiana (Feb. 4)... scored 11 points, pulled down four rebounds, and dished out four assists at Northwestern (Jan. 31)... registered career-highs in minutes (35), points (18), and three-point field goals made (4) against Michigan (Jan. 28)... netted 14 points, dished out a career-high seven assists, and played a career-high 32 minutes at Purdue (Jan. 24)... dished out a career-high six assists and matched her career-high four steals, while adding nine points against Penn State (Jan. 20)... netted a career-high 16 points and tied career-highs with five assists and six rebounds at Michigan State (Jan. 16)... recorded three rebounds, two assists, and two points at Wisconsin (Jan. 13)... scored four points and dished out four assists against Maryland (Jan. 10)... posted seven points and three assists at Michigan (Jan. 7)... played 28 minutes off the bench against Rutgers,

2015-16 Game-by-Game

Opponent	Date	gs	min	Total		3-Pointers		Free throws		Rebounds				pf	a	t/o	blk	stl	pts	avg
				fg-fga	pct	3fg-fga	pct	ft-fa	pct	off	def	tot	avg							
NORTH DAKOTA	11/13/15	17	1-8	.125	0-2	.000	0-0	.000	0	3	3	3.0	0	4	2	0	0	2	2.0	
UT MARTIN	11/15/15	29	5-9	.556	2-5	.400	0-0	.000	0	6	6	4.5	1	4	1	0	2	12	7.0	
WESTERN ILLINOIS	11/19/15	22	3-9	.333	0-2	.000	2-2	1.000	1	3	4	4.3	3	3	1	0	0	8	7.3	
at UNI	11/22/15	16	1-7	.143	0-2	.000	2-2	1.000	1	3	4	4.3	0	1	1	0	0	4	6.5	
vs Wright State	11/26/15	19	5-10	.500	1-5	.200	2-2	1.000	0	2	2	3.8	1	4	2	0	3	13	7.8	
vs George Washington	11/27/15	5	0-0	.000	0-0	.000	0-0	.000	0	1	1	3.3	2	0	2	0	0	0	6.5	
vs Houston	11/28/15	13	0-1	.000	0-1	.000	1-2	.500	0	1	1	3.0	2	0	1	0	0	1	5.7	
at Virginia	12/02/15	19	4-6	.667	1-2	.500	3-4	.750	0	1	1	2.8	2	2	2	0	0	12	6.5	
ROBERT MORRIS	12/6/15	13	4-6	.667	0-2	.000	0-0	.000	1	3	4	2.9	1	0	3	0	1	8	6.7	
at Iowa State	12-11-15	16	2-4	.500	0-1	.000	0-0	.000	2	2	2	2.8	3	1	0	0	0	4	6.4	
BRADLEY	12/19/15	* 29	1-9	.111	0-5	.000	1-2	.500	1	2	3	2.8	0	5	4	0	4	3	6.1	
DRAKE	12/22/15	* 29	4-10	.400	0-2	.000	2-6	.333	2	3	5	3.0	0	2	1	0	2	10	6.4	
at Nebraska	12/31/15	21	2-5	.400	1-2	.500	2-2	1.000	1	0	1	2.8	1	4	3	0	0	7	6.5	
RUTGERS	1/4/16	28	0-1	.000	0-0	.000	6-6	1.000	1	2	3	2.9	1	1	3	0	0	6	6.4	
at Michigan	01/07/16	20	3-10	.300	1-3	.333	0-0	.000	0	0	0	2.7	1	3	1	0	0	7	6.5	
MARYLAND	1/10/16	17	2-5	.400	0-0	.000	0-1	.000	0	1	1	2.6	1	2	2	0	0	4	6.3	
at Wisconsin	01/13/16	19	1-4	.250	0-2	.000	0-0	.000	0	3	3	2.6	0	2	1	0	0	2	6.1	
at Michigan State	01/16/16	26	5-12	.417	4-5	.800	2-4	.500	3	3	6	2.8	1	5	3	0	0	16	6.6	
PENN STATE	1/20/16	25	4-12	.333	0-3	.000	1-2	.500	1	2	3	2.8	1	6	2	0	4	9	6.7	
at Purdue	1/24/16	* 32	5-9	.556	1-4	.250	3-4	.750	1	0	1	2.7	0	7	1	0	1	14	7.1	
MICHIGAN	1/28/16	* 35	6-10	.600	4-8	.500	2-2	1.000	0	0	0	2.6	2	5	0	1	0	18	7.6	
at Northwestern	01/31/16	* 34	5-10	.500	1-3	.333	0-1	.000	0	4	4	2.6	1	4	0	0	0	11	7.8	
at Indiana	2/4/16	* 36	3-12	.250	0-2	.000	2-4	.500	0	3	3	2.7	0	4	4	0	2	8	7.8	
MICHIGAN STATE	2/7/16	* 37	4-9	.444	0-2	.000	5-5	1.000	0	5	5	2.8	3	2	4	0	1	13	8.0	
OHIO STATE	2/11/16	* 31	2-6	.333	0-2	.000	1-1	1.000	0	6	6	2.9	1	4	4	0	1	5	7.9	
at Minnesota	02/15/16	* 36	2-6	.333	0-2	.000	4-4	1.000	0	0	0	2.8	2	5	4	0	1	8	7.9	
PURDUE	2/18/16	* 35	3-5	.600	0-2	.000	6-6	1.000	0	6	6	2.9	0	6	2	0	4	12	8.0	
INDIANA	2/21/16	* 38	5-7	.714	2-2	1.000	5-5	1.000	0	3	3	2.9	0	3	2	0	2	17	8.4	
at Penn State	02/24/16	* 35	3-6	.500	0-2	.000	0-0	.000	0	2	2	2.9	1	3	6	0	1	6	8.3	
ILLINOIS	2/27/16	* 31	1-3	.333	0-2	.000	0-0	.000	0	4	4	2.9	1	6	3	0	1	2	8.1	
Totals		13	763	86-211	.408	18-75	.240	52-67	.776	13	74	87	2.9	32	98	65	1	30	242	8.1

Games played: 30
 Minutes/game: 25.4
 Points/game: 8.1
 FG Pct: 40.8
 3FG Pct: 24.0

Rebounds/game: 2.9
 Assists/game: 3.3
 Turnovers/game: 2.2
 Assist/turnover ratio: 1.5
 Steals/game: 1.0

compiling six points, three rebounds, and one assist (Jan. 4)... dished out four assists and scored seven points in her Big Ten Conference debut at Nebraska (Dec. 31)... scored 10 points, pulled down five rebounds, and distributed two assists against Drake (Dec. 22)... dished out a career-high five assists and tallied a career-high four steals against Bradley (Dec. 19)... took a career-high four free throw shots, making a career-high three at Virginia (Dec. 2)... netted a career-high 13 points in the first half alone against Wright State, reaching double digits for the first time (Nov. 26)... netted a career-high two free throws against Western Illinois (Nov. 19)... reached double figures in scoring (12) for the first time in her collegiate career in win over UT Martin (Nov. 15)... came off the bench in Iowa's win over North Dakota (Nov. 13) for her collegiate debut.

High School... Named Michigan Miss Basketball by the Basketball Coaches Association of Michigan and the Detroit Free Press in 2015... ESPN Top 40 guard (ranked No. 36)... ESPN HoopGurlz Top 100 recruit, ranked as the 36th-best prospect nationally and the 12th-best point guard... top prospect in the 2015 class in the state of Michigan by Lady Baller Insider... two-time Flint Journal Dream Team Player of the Year (2014, 2015)... all-time leading scorer and assists leader at Goodrich... averaged

18.9 points, 6.3 assists, 4.2 rebounds, and 3.2 steals per game as a senior... helped Goodrich to a 100-8 record in her high school career, which included an undefeated record against Genesee Area Conference Red Division opponents, four conference championships, four district titles, and three regional championships... averaged 8.1 points, 2.1 rebounds, 2.3 assists, and 1.7 steals... named a Parade All-American, Associated Press Class B Player of the Year, Basketball Coaches Association Best of the Best (top 11 players in state), Detroit News First Team All-State, and first team all-conference honors.

Personal Bests

Points: 18 vs. Michigan (1/28/16)
Rebounds: 6, 4x, last vs. Purdue (2/18/16)
FGM: 6 vs. Michigan (1/28/16)
FGA: 12, 3x, last at Indiana (2/4/16)
3-pt FG: 4, 2x, last vs. Michigan (1/28/16)
3-pt FGA: 8 vs. Michigan (1/28/16)
FTM: 6, 2x, last vs. Purdue (2/18/16)
FTA: 6, 2x, last vs. Purdue (2/18/16)
Assists: 7 at Purdue (1/24/16)
Steals: 4, 3x, last vs. Purdue (2/18/16)
Blocks: 1 vs. Michigan (1/28/16)
Minutes: 38 vs. Indiana (2/21/16)

Season	gp-gs	min/avg	Total		3-Point		F-Throws		Rebounds				Scoring							
			fg-fga	pct	fg-fga	pct	ft-fa	pct	off	def	tot	avg	pf	fo	ast	to	blk	stl	pts	avg
2015-16	30-13	763/25.4	86-211	.408	18-75	.240	52-67	.776	13	74	87	2.9	32	0	98	65	1	30	242	8.1
TOTAL	30-13	763/25.4	86-211	.408	18-75	.240	52-67	.776	13	74	87	2.9	32	0	98	65	1	30	242	8.1





IOWA BASKETBALL

PLAYER BIOS

24 NCAA Tournaments • 6 Sweet Sixteens • 3 Elite Eights • 1993 NCAA Final Four • 11 Big Ten Titles

Whitney Jennings



Guard • 5-5 • Sophomore
Logansport, Ind.
Logansport

2015-16... Has played in every contest (30) with 28 starts at point guard... netted 14 points and made a career-high four three pointers against Illinois (Feb. 27)... scored seven points, dished out six assists, and pulled down six rebounds at Penn State (Feb. 24)... netted 10 points and dished out three assists against Indiana (Feb. 21)... scored six points and pulled down two rebounds against Purdue (Feb. 18)... netted eight points and pulled down three rebounds at Minnesota (Feb. 15)... scored 14 points against Ohio State (Feb. 11)... netted 10 points and dished out four assists against Michigan State (Feb. 7)... scored a career-high 22 points at Indiana (Feb. 4)... netted 11 points and blocked a career-high two shots at Northwestern (Jan. 31)... scored eight points, all from the free throw line, and matched her career-high with six assists against Michigan (Jan. 28)... netted seven points and recorded a steal at Purdue (Jan. 24)... recorded 11 points, three assists, and two steals against Penn State (Jan. 20)... netted a season-high 15 points and took a career-high 15 field goal attempts at Michigan State (Jan. 16)... scored 11 points at Wisconsin (Jan. 13)... netted 10 points and dished out two assists against Maryland (Jan. 10)... matched her career-high six assists and added eight points at Michigan (Jan. 7)... dished out four assists and netted 10 points against Rutgers (Jan. 4)... dished out four assists, tallied five rebounds, and scored six points at Nebraska (Dec. 31)... scored a season-high 15 points, hitting a career-high 8-of-8 free throw attempts, against Drake (Dec. 22)... netted 13 points and recorded career-highs with six steals and 47 minutes against George

2015-16 Game-by-Game

Opponent	Date	gs	min	Total		3-Pointers		Free throws		Rebounds			pf	a	t/o	blk	stl	pts	avg		
				fg-fga	pct	3fg-fga	pct	ft-fa	pct	off	def	tot								avg	
NORTH DAKOTA	11/13/15	*	27	5-11	.455	1-2	.500	3-4	.750	1	3	4	4.0	0	2	3	0	1	14	14.0	
UT MARTIN	11/15/15	*	23	0-4	.000	0-2	.000	0-0	.000	0	3	3	3.5	1	2	1	0	0	0	7.0	
WESTERN ILLINOIS	11/19/15	*	30	4-11	.364	1-5	.200	1-3	.333	0	4	4	3.7	3	6	2	0	0	10	8.0	
at UNI	11/22/15	*	27	3-8	.375	2-5	.400	0-0	.000	0	7	7	4.5	4	3	2	0	1	8	8.0	
vs Wright State	11/26/15	*	23	1-5	.200	1-2	.500	3-4	.750	0	3	3	4.2	2	3	2	0	0	6	7.6	
vs George Washington	11/27/15	*	47	4-11	.364	2-7	.286	3-4	.750	0	5	5	4.3	3	2	6	0	6	13	8.5	
vs Houston	11/28/15	*	33	1-7	.143	1-4	.250	2-2	1.000	1	6	7	4.7	1	1	2	0	1	5	8.0	
at Virginia	12/02/15	*	28	2-7	.286	1-3	.333	2-4	.500	1	1	2	4.4	1	4	2	0	2	7	7.9	
ROBERT MORRIS	12/06/15	*	27	3-11	.273	0-3	.000	1-2	.500	0	2	2	4.1	1	5	0	0	2	7	7.8	
at Iowa State	12-11-15	*	30	0-7	.000	0-2	.000	2-2	1.000	0	2	2	3.9	3	3	4	0	2	2	7.2	
BRADLEY	12/19/15		22	3-9	.333	2-5	.400	0-0	.000	0	4	4	3.9	3	1	1	0	1	8	7.3	
DRAKE	12/22/15		30	3-8	.375	1-5	.200	8-8	1.000	0	2	2	3.8	3	3	2	0	2	15	7.9	
at Nebraska	12/31/15	*	32	1-8	.125	1-4	.250	3-4	.750	1	4	5	3.8	4	4	2	1	2	6	7.8	
RUTGERS	1/4/16	*	35	4-7	.571	1-2	.500	1-2	.500	0	4	4	3.9	1	4	3	0	1	10	7.9	
at Michigan	01/07/16	*	36	3-10	.300	2-5	.400	0-0	.000	2	1	3	3.8	5	6	2	0	1	8	7.9	
MARYLAND	1/10/16	*	33	5-9	.556	0-1	.000	0-0	.000	0	6	6	3.9	1	2	1	0	2	10	8.1	
at Wisconsin	01/13/16	*	38	4-11	.364	2-4	.500	1-2	.500	0	0	0	3.7	2	1	1	0	0	11	8.2	
at Michigan State	01/16/16	*	32	6-15	.400	1-4	.250	2-2	1.000	1	0	1	3.6	5	3	7	0	0	15	8.6	
PENN STATE	1/20/16	*	36	4-8	.500	1-3	.333	2-2	1.000	1	1	2	3.5	5	3	1	0	2	11	8.7	
at Purdue	1/24/16	*	34	3-7	.429	1-3	.333	0-0	.000	0	1	1	3.4	5	1	5	0	1	7	8.7	
MICHIGAN	1/28/16	*	32	0-7	.000	0-4	.000	8-8	1.000	0	1	1	3.2	1	6	3	0	0	8	8.6	
at Northwestern	01/31/16	*	35	2-8	.250	1-4	.250	6-8	.750	0	1	1	3.1	1	3	3	2	1	11	8.7	
at Indiana	2/4/16	*	38	9-17	.529	3-7	.429	1-3	.333	0	2	2	3.1	3	2	1	2	1	22	9.3	
MICHIGAN STATE	2/7/16	*	38	4-8	.500	2-4	.500	0-0	.000	0	3	3	3.1	5	4	6	0	1	10	9.3	
OHIO STATE	2/11/16	*	34	6-12	.500	0-4	.000	2-2	1.000	0	2	2	3.0	1	1	1	0	0	14	9.5	
at Minnesota	02/15/16	*	36	2-9	.222	2-6	.333	2-2	1.000	0	3	3	3.0	0	1	1	0	2	8	9.5	
PURDUE	2/18/16	*	33	3-10	.300	0-1	.000	0-0	.000	0	2	2	3.0	1	2	1	0	6	9.3		
INDIANA	2/21/16	*	34	4-10	.400	2-5	.400	0-0	.000	0	2	2	3.0	4	3	2	0	1	10	9.4	
at Penn State	02/24/16	*	27	2-9	.222	2-7	.286	1-2	.500	0	6	6	3.1	3	6	2	0	0	7	9.3	
ILLINOIS	2/27/16	*	37	5-14	.357	4-10	.400	0-0	.000	0	3	3	3.1	0	1	2	0	0	14	9.4	
Totals			28	967	96-278	.345	37-123	.301	54-70	.771	8	84	92	3.1	72	88	72	6	33	283	9.4

Games played: 30
 Minutes/game: 32.2
 Points/game: 9.4
 FG Pct: 34.5
 3FG Pct: 30.1
 FT Pct: 77.1

Rebounds/game: 3.1
 Assists/game: 2.9
 Turnovers/game: 2.4
 Assist/turnover ratio: 1.2
 Steals/game: 1.1
 Blocks/game: 0.2

Washington (Nov. 27)... scored a clutch three-pointer with four seconds left in regulation to send Iowa into overtime with Western Illinois (Nov. 19)... tied her career-high with six assists against Western Illinois (Nov. 19)... reached double figures in scoring (14) and matched her career-high with four rebounds against North Dakota (Nov. 13).

2014-15... Competed in all 34 contests with 31 starts... started the last 27 games... scored 16 points in Iowa's First Round NCAA Tournament victory (Iowa's 2nd-leading scorer), finishing 4-of-5 from the field, 2-of-3 from 3-point range, and 6-of-6 from the line... tallied 11 points in Iowa's Second Round win over Miami... perfect (9-of-9) from the free throw line during Iowa's NCAA Tournament run (3 games)... scored in double figures in 17 games this season... sent Iowa and No. 15 Nebraska into overtime after going 1-for-2 at the free throw line with one second remaining in regulation (Jan. 26)... logged a season-high 38 minutes in Iowa's loss to Ohio State in the semifinals of the Big Ten Tournament (March 7), scoring five points while adding three assists... started

her first career game in season-opener against USC Upstate (Nov. 14), tallying seven points and five assists... tallied 15 points in Hawkeye Challenge win against Dayton (Nov. 22)... posted season-best 19 points in win over Gonzaga in Las Vegas (Nov. 29)... dished out a season-high six assists in home win over Northwestern (Jan. 14).

Personal Bests

- Points:** 22 at Indiana (2/4/16)
- Rebounds:** 7, 2x, last vs. Houston (11/28/15)
- FGM:** 9 at Indiana (2/4/16)
- FGA:** 17 at Indiana (2/4/16)
- 3-pt FG:** 4, 2x, last vs. Illinois (2/27/16)
- 3-pt FGA:** 8 at Northwestern (1/29/15)
- FTM:** 8, 2x, last vs. Michigan (1/28/16)
- FTA:** 10 vs. Illinois (2/27/16)
- Assists:** 6, 5x, last at Penn State (2/24/16)
- Steals:** 6 vs. George Washington (11/27/15)
- Blocks:** 2, 2x, last at Indiana (2/4/16)
- Minutes:** 47 vs. George Washington (11/27/15)

Season	gp-gs	min/avg	Total		3-Point		F-Throws		Rebounds				Scoring							
			fg-fga	pct	fg-fga	pct	ft-fa	pct	off	def	tot	avg	pf	fo	ast	to	blk	stl	pts	avg
2014-15	34-31	1050/30.9	101-262	.385	36-112	.321	70-100	.700	9	59	68	2.0	73	2	92	53	6	35	308	9.1
2015-16	30-28	967/32.2	96-278	.345	37-123	.301	54-70	.771	8	84	92	3.1	72	5	88	72	6	33	283	9.4
TOTAL	64-59	2017/31.5	197-540	.365	73-235	.311	124-170	.729	17	143	160	2.5	145	7	180	125	12	68	591	9.2





IOWA BASKETBALL

PLAYER BIOS

24 NCAA Tournaments • 6 Sweet Sixteens • 3 Elite Eights • 1993 NCAA Final Four • 11 Big Ten Titles

Hannah Stewart



Forward • 6-2 • Freshman
Minot, N.D.
Bishop Ryan Catholic

2015-16... Has appeared in 11 games off the bench this season... played a career-high four minutes and pulled down a rebound against Ohio State (Feb. 11)... dished out an assist against Michigan (Jan. 28)... registered a steal and a rebound in three minutes at Purdue (Jan. 24)... matched a career-high with three rebounds against Maryland in two minutes (Jan. 10), her first Big Ten game of the season... netted two points against Robert Morris (Dec. 6)... tallied an assist against Houston (Nov. 28)... tallied a steal and netted a point against UNI (Nov. 22)... came off the bench in Iowa's win over North Dakota (Nov. 13) for her collegiate debut... registered two blocks, one assist, and two points in just three minutes played against North Dakota (Nov. 13).

High School... Named North Dakota Miss Basketball by North Dakota Associated Press Sportscasters and Sportswriters Association in 2015... Gatorade North Dakota Girls Basketball Player of the Year in 2015, after being a nominee for the same award in 2014... two-time Athlete of the Year for the state of North Dakota (2014, 2015)... three-time all-area and all-tournament team selection... 82nd-best player and the 15th best forward in the Class of 2015

2015-16 Game-by-Game

Opponent	Date	gs	min	Total		3-Pointers		Free throws		Rebounds				pf	a	t/o	blk	stl	pts	avg
				fg-fga	pct	3fg-fga	pct	ft-fa	pct	off	def	tot	avg							
NORTH DAKOTA	11/13/15	3	1-2	.500	0-0	.000	0-0	.000	1	2	3	3.0	1	1	0	2	0	2	2.0	
at UNI	11/22/15	2	0-0	.000	0-0	.000	1-2	.500	0	0	0	1.5	1	0	0	0	1	1	1.5	
vs Houston	11/28/15	2	0-0	.000	0-0	.000	0-0	.000	0	0	0	1.0	0	1	0	0	0	0	1.0	
at Virginia	12/02/15	2	0-0	.000	0-0	.000	0-0	.000	0	0	0	0.8	0	0	0	0	0	0	0.8	
ROBERT MORRIS	12/6/15	2	1-2	.500	0-0	.000	0-0	.000	0	0	0	0.6	0	0	0	0	0	2	1.0	
MARYLAND	1/10/16	2	0-0	.000	0-0	.000	0-2	.000	2	1	3	1.0	0	0	1	0	0	0	0.8	
at Purdue	1/24/16	3	0-0	.000	0-0	.000	0-0	.000	0	1	1	1.0	0	0	1	0	1	0	0.7	
MICHIGAN	1/28/16	2	0-0	.000	0-0	.000	0-0	.000	0	0	0	0.9	0	1	0	0	0	0	0.6	
at Indiana	2/4/16	1	0-0	.000	0-0	.000	0-0	.000	0	0	0	0.8	0	0	0	0	0	0	0.6	
OHIO STATE	2/11/16	4	0-2	.000	0-0	.000	0-0	.000	0	1	1	0.8	0	0	1	0	0	0	0.5	
INDIANA	2/21/16	2	0-0	.000	0-0	.000	0-0	.000	0	0	0	0.7	0	0	0	0	0	0	0.5	
Totals		0	25	2-6	.333	0-0	.000	1-4	.250	3	5	8	0.7	2	3	3	2	2	5	0.5

Games played: 11
 Minutes/game: 2.3
 Points/game: 0.5
 FG Pct: 33.3
 FT Pct: 25.0

Rebounds/game: 0.7
 Assists/game: 0.3
 Turnovers/game: 0.3
 Assist/turnover ratio: 1.0
 Steals/game: 0.2
 Blocks/game: 0.2

by ESPN HoopGurlz... led Bishop Ryan Catholic High School to three consecutive Class B state championships... four-time all-state (first team in 2013-15 and second team in 2012), all-region, and all-district honoree... three-time state tournament MVP... averaged 19.3 points, 11.8 rebounds, 5.7 steals, 4.6 blocks, and 4.3 assists per game as a senior... also shot 60.9 percent from inside the arc... record holder in career points, career rebounds, career blocks, career steals, and rebounds in a game.

Personal Bests

Points: 2, 2x, last vs. Robert Morris (12/6/15)
Rebounds: 3, 2x, last vs. Maryland (1/10/16)
FGM: 1, 2x, last vs. Robert Morris (12/6/15)
FGA: 2, 3x, last vs. Ohio State (2/11/16)
3-pt FG: ---
3-pt FGA: ---
FTM: 1 at UNI (11/22/15)
FTA: 2, 2x, last vs. Maryland (1/10/16)
Assists: 1, 3x, last vs. Michigan (1/28/16)
Steals: 1, 2x, last at Purdue (1/24/16)
Blocks: 2 vs. North Dakota (11/13/15)
Minutes: 4 vs. Ohio State (2/11/16)

Season	gp-gs	min/avg	Total		3-Point		F-Throws		Rebounds				Scoring							
			fg-fga	pct	fg-fga	pct	ft-fa	pct	off	def	tot	avg	pf	fo	ast	to	blk	stl	pts	avg
2015-16	11-0	25/2.3	2-6	.333	0-0	.000	1-4	.250	3	5	8	0.7	2	0	3	3	2	2	5	0.5
TOTAL	11-0	25/2.3	2-6	.333	0-0	.000	1-4	.250	3	5	8	0.7	2	0	3	3	2	2	5	0.5





IOWA BASKETBALL

PLAYER BIOS

24 NCAA Tournaments • 6 Sweet Sixteens • 3 Elite Eights • 1993 NCAA Final Four • 11 Big Ten Titles

Christina Buttenham



Forward • 6-0 • Sophomore
Hamilton, Ontario, Canada
St. Mary Catholic Secondary

2015-16... Has competed in 28 contests this season, averaging 15.8 minutes per game... pulled down five rebound against Illinois (Feb. 27)... netted four points and dished out two assists in Iowa's win over Indiana (Feb. 21)... pulled down three rebounds and dished out an assist against Purdue (Feb. 18)... pulled down five rebounds against Ohio State (Feb. 11)... recorded a career-high two steals, pulled down four rebounds and netted nine points against Michigan State (Feb. 7)... registered six rebounds to match her career-high and scored five points against Michigan (Jan. 28)... set career-highs in points (14), field goals made (5), three-point field goals made (3), and minutes played (27) at Purdue (Jan. 24)... matched her career-high with six rebounds in 16 minutes against Penn State (Jan. 20)... registered 20 minutes and five rebounds at Michigan State (Jan. 16)... tied her career-high with six rebounds to lead the Hawkeyes in that category and netted five points at Wisconsin (Jan. 13)... scored two points and added two rebounds off the bench against Maryland (Jan. 10)... compiled four rebounds, three points, two assists, and one block in 20 minutes off the bench at Michigan (Jan. 7)...

2015-16 Game-by-Game

#23 Buttenham, Christina

Opponent	Date	gs	min	Total		3-Pointers		Free throws		Rebounds				pf	a	t/o	blk	stl	pts	avg
				fg-fga	pct	3fg-fga	pct	ft-fa	pct	off	def	tot	avg							
NORTH DAKOTA	11/13/15	24	4-7	.571	2-4	.500	0-0	.000	0	2	2	2.0	1	2	2	0	1	10	10.0	
UT MARTIN	11/15/15	22	1-3	.333	1-3	.333	0-0	.000	2	3	5	3.5	1	2	2	0	1	3	6.5	
WESTERN ILLINOIS	11/19/15	14	0-1	.000	0-1	.000	0-0	.000	1	2	3	3.3	2	3	0	0	1	0	4.3	
at UNI	11/22/15	16	1-4	.250	1-3	.333	0-0	.000	2	0	2	3.0	3	0	1	0	0	3	4.0	
vs Wright State	11/26/15	16	1-4	.250	0-2	.000	0-0	.000	0	0	0	2.4	0	0	1	1	0	2	3.6	
vs George Washington	11/27/15	13	1-2	.500	1-1	1.000	2-2	1.000	0	1	1	2.2	2	0	4	0	0	5	3.8	
vs Houston	11/28/15	6	0-1	.000	0-0	.000	0-0	.000	0	0	0	1.9	0	1	3	0	0	0	3.3	
at Virginia	12/02/15	13	2-5	.400	2-4	.500	0-0	.000	0	2	2	1.9	1	1	2	0	1	6	3.6	
ROBERT MORRIS	12/6/15	19	2-4	.500	0-1	.000	0-0	.000	0	1	1	1.8	0	0	0	0	0	4	3.7	
at Iowa State	12-11-15	15	1-2	.500	0-0	.000	0-0	.000	0	1	1	1.7	3	0	1	0	0	2	3.5	
BRADLEY	12/19/15	23	3-8	.375	1-6	.167	0-0	.000	2	0	2	1.7	1	4	0	0	1	7	3.8	
DRAKE	12/22/15	15	0-1	.000	0-0	.000	0-0	.000	3	1	4	1.9	0	0	2	0	1	0	3.5	
at Nebraska	12/31/15	16	1-3	.333	1-3	.333	0-0	.000	1	5	6	2.2	1	2	0	0	0	3	3.5	
RUTGERS	1/4/16	8	0-0	.000	0-0	.000	0-0	.000	0	0	0	2.1	0	2	2	0	0	0	3.2	
at Michigan	01/07/16	20	1-3	.333	1-3	.333	0-0	.000	2	2	4	2.2	1	2	1	1	1	3	3.2	
MARYLAND	1/10/16	16	1-3	.333	0-1	.000	0-0	.000	1	1	2	2.2	3	0	1	0	0	2	3.1	
at Wisconsin	01/13/16	19	2-3	.667	1-2	.500	0-0	.000	4	2	6	2.4	1	0	1	0	1	5	3.2	
at Michigan State	01/16/16	20	0-2	.000	0-1	.000	0-0	.000	2	3	5	2.6	1	1	1	0	0	0	3.1	
PENN STATE	1/20/16	16	0-4	.000	0-2	.000	1-2	.500	4	2	6	2.7	1	1	0	0	0	1	2.9	
at Purdue	1/24/16	27	5-6	.833	3-3	1.000	1-2	.500	2	1	3	2.8	3	1	1	0	1	14	3.5	
MICHIGAN	1/28/16	20	1-5	.200	1-5	.200	2-2	1.000	4	2	6	2.9	1	0	2	0	0	5	3.6	
MICHIGAN STATE	2/7/16	20	4-5	.800	1-2	.500	0-2	.000	2	2	4	3.0	3	1	2	0	2	9	3.8	
OHIO STATE	2/11/16	15	0-5	.000	0-2	.000	0-0	.000	2	3	5	3.0	2	1	1	0	0	0	3.7	
at Minnesota	02/15/16	4	0-1	.000	0-1	.000	0-0	.000	0	0	0	2.9	2	1	0	0	0	0	3.5	
PURDUE	2/18/16	11	0-1	.000	0-0	.000	0-0	.000	1	2	3	2.9	1	1	2	0	1	0	3.4	
INDIANA	2/21/16	14	2-3	.667	0-1	.000	0-0	.000	2	0	2	2.9	1	2	0	0	1	4	3.4	
at Penn State	02/24/16	12	0-1	.000	0-1	.000	0-0	.000	0	0	0	2.8	1	0	2	0	0	0	3.3	
ILLINOIS	2/27/16	8	0-2	.000	0-2	.000	0-0	.000	1	4	5	2.9	1	1	2	0	0	0	3.1	
Totals		0	442	33-89	.371	16-54	.296	6-10	.600	38	42	80	2.9	37	29	36	2	13	88	3.1

Games played: 28
 Minutes/game: 15.8
 Points/game: 3.1
 FG Pct: 37.1
 3FG Pct: 29.6
 FT Pct: 60.0

Rebounds/game: 2.9
 Assists/game: 1.0
 Turnovers/game: 1.3
 Assist/turnover ratio: 0.8
 Steals/game: 0.5
 Blocks/game: 0.1

dished out two assists in eight minutes played against Rutgers (Jan. 4)... played 16 minutes with two assists, a career-high six rebounds, and three points at Nebraska (Dec. 31)... tallied career-highs for assists (4), field goal attempts (8) and three-point field goal attempts (6) against Bradley (Dec. 19)... tied her career-high of four three-point field goal attempts in Iowa's win over Virginia (Dec. 2)... tallied an assist against Houston (Nov. 28)... matched her career-high with three assists against Western Illinois (Nov. 19)... reached double figures in scoring (10) and logged a career-high 24 minutes in win over North Dakota (Nov. 13)... posted a career-high five rebounds against UT Martin (Nov. 15).

2014-15... Competed in 27 contests... played a season-high 15 minutes while

netting a season-best 11 points in win over Penn State (Dec. 28)... went a perfect 3-for-3 from behind the arc to record nine points against Pepperdine (Nov. 21).

Personal Bests

- Points:** 14 at Purdue (1/24/16)
- Rebounds:** 6, 4x, last vs. Michigan (1/28/16)
- FGM:** 5, 2x, last at Purdue (1/24/16)
- FGA:** 8, 2x, last vs. Bradley (12/19/15)
- 3-pt FG:** 3, 2x, last at Purdue (1/24/16)
- 3-pt FGA:** 6 vs. Bradley (12/19/15)
- FTM:** 2, 3x, last vs. Michigan (1/28/16)
- FTA:** 4 vs. North Dakota (11/13/15)
- Assists:** 4 vs. Bradley (12/19/15)
- Steals:** 2, 2x, last vs. Michigan State (2/7/16)
- Blocks:** 1, 2x, last at Michigan (1/7/16)
- Minutes:** 27 at Purdue (1/24/16)

Season	gp-gs	min/avg	Total		3-Point		F-Throws		Rebounds				Scoring							
			fg-fga	pct	fg-fga	pct	ft-fa	pct	off	def	tot	avg	pf	fo	ast	to	blk	stl	pts	avg
2014-15	27-0	161/6.0	27-59	.458	8-23	.348	4-10	.400	4	18	22	0.8	12	0	9	14	0	6	66	2.4
2015-16	28-0	442/15.8	33-89	.371	16-54	.296	6-10	.600	38	42	80	2.9	37	0	29	36	2	13	88	3.1
TOTAL	55-0	603/11.0	60-148	.405	24-77	.312	10-20	.500	42	60	102	1.9	49	0	38	50	2	19	154	2.8





IOWA BASKETBALL

PLAYER BIOS

24 NCAA Tournaments • 6 Sweet Sixteens • 3 Elite Eights • 1993 NCAA Final Four • 11 Big Ten Titles

Tagyn Larson



Forward • 6-2 • Freshman
Sioux Falls, S.D.
Roosevelt

2015-16... Has played in five games off the bench for the Hawkeyes... registered two minutes and a rebound against Maryland (Jan. 10), playing in the first Big Ten game of her career... played two minutes in Iowa's win over Robert Morris (Dec. 6)... registered two minutes in Iowa's win at UNI (Nov. 22)... came off the bench in Iowa's win over North Dakota (Nov. 13) for her collegiate debut.

High School... Four-time all-state, all-city, and all-conference honoree... 100th-best player and the 15th-best wing in the Class of 2015 by ESPN HoopGurlz... averaged 12 points and eight rebounds and registered 90 blocks as a sophomore, leading Roosevelt to a conference title... averaged 16 points and eight rebounds, tallying 69 blocks as a junior... also shot 51 percent from the field and 80 percent from the foul line... holds the school record for career blocks, blocks in a game, and career rebounds.

2015-16 Game-by-Game

Opponent	Date	gs	min	Total		3-Pointers		Free throws		Rebounds				pf	a	t/o	blk	stl	pts	avg
				fg-fga	pct	3fg-fga	pct	ft-fita	pct	off	def	tot	avg							
NORTH DAKOTA	11/13/15	3		0-0	.000	0-0	.000	0-0	.000	0	0	0	0.0	0	0	0	0	0	0.0	
at UNI	11/22/15	2		0-0	.000	0-0	.000	0-0	.000	0	0	0	0.0	0	0	0	0	0	0.0	
ROBERT MORRIS	12/6/15	2		0-0	.000	0-0	.000	0-0	.000	0	0	0	0.0	0	0	0	0	0	0.0	
MARYLAND	1/10/16	2		0-0	.000	0-0	.000	0-0	.000	0	1	1	0.3	0	0	0	0	0	0.0	
OHIO STATE	2/11/16	1		0-0	.000	0-0	.000	0-0	.000	0	0	0	0.2	0	0	0	0	0	0.0	
Totals		0	10	0-0	.000	0-0	.000	0-0	.000	0	1	1	0.2	0	0	0	0	0	0.0	

Games played: 5
 Minutes/game: 2.0

Rebounds/game: 0.2

Personal Bests

Points: ---
Rebounds: 1 vs. Maryland (1/10/16)
FGM: ---
FGA: ---
3-pt FG: ---
3-pt FGA: ---
FTM: ---
FTA: ---
Assists: ---
Steals: ---
Blocks: ---
Minutes: 3 vs. North Dakota (11/13/15)

Season	gp-gs	min/avg	Total		3-Point		F-Throws		Rebounds				Scoring							
			fg-fga	pct	fg-fga	pct	ft-fita	pct	off	def	tot	avg	pf	fo	ast	to	blk	stl	pts	avg
2015-16	5-0	10/2.0	0-0	.000	0-0	.000	0-0	.000	0	1	1	0.2	0	0	0	0	0	0	0	0.0
TOTAL	5-0	10/2.0	0-0	.000	0-0	.000	0-0	.000	0	1	1	0.2	0	0	0	0	0	0	0	0.0





IOWA BASKETBALL

PLAYER BIOS

24 NCAA Tournaments • 6 Sweet Sixteens • 3 Elite Eights • 1993 NCAA Final Four • 11 Big Ten Titles

Kali Peschel



Forward • 6-1 • Senior
Sauk Centre, Minn.
Sauk Centre

2015-16... Team elected co-captain... has played in 29 games with 20 starts this season... pulled down 20 rebounds in Iowa's win over Illinois (Feb. 27)... scored five points and dished out four assists at Penn State (Feb. 24)... netted three points in Iowa's win over Indiana (Feb. 21)... scored five points and dished out a pair of assists at Minnesota (Feb. 15)... netted two points, pulled down a rebound, and dished out an assist against Ohio State (Feb. 11)... scored four points and tallied three rebounds at Indiana (Feb. 4)... netted two points and pulled down two rebounds at Northwestern (Jan. 31)... scored six points and earned two rebounds against Penn State (Jan. 20)... netted 12 points and tallied four rebounds at Michigan State (Jan. 16)... scored six points and tallied five rebounds in Iowa's win at Wisconsin (Jan. 13)... earned five rebounds and netted four points against Maryland (Jan. 10)... compiled two points, two rebounds, and one block at Michigan (Jan. 7)... posted three rebounds and two points against Rutgers (Jan. 4)... pulled down eight rebounds and netted four points at Nebraska (Dec. 31)... matched her career-high with two steals against Bradley (Dec. 19)... tallied a career-high seven 3-point field goal attempts against Virginia (Dec. 2)... recorded a career-high 35 minutes against Western Illinois (Nov. 19)... recorded her second career double-double (13 points, 10 rebounds) with 50 seconds left in the first half against North

Season	gp-gs	min/avg	Total		3-Point		F-Throws			Rebounds				Scoring						
			fg-fga	pct	fg-fga	pct	ft-fa	pct	off	def	tot	avg	pf	fo	ast	to	blk	stl	pts	avg
2012-13	28-0	198/7.1	4-26	.154	1-11	.091	7-12	.583	18	11	29	1.0	28	0	8	9	4	6	16	0.6
2013-14	36-19	659/18.3	44-127	.346	7-43	.163	65-85	.765	48	92	140	3.9	79	2	26	40	8	16	160	4.4
2014-15	34-3	556/16.4	58-127	.457	23-53	.434	34-43	.791	36	61	97	2.9	69	1	20	35	5	13	173	5.1
2015-16	29-20	539/18.6	44-126	.349	17-63	.270	31-37	.838	31	81	112	3.9	69	4	26	46	8	10	136	4.7
TOTAL	127-42	1952/15.4	150-406	.369	48-170	.282	137-177	.774	133	245	378	3.0	245	7	80	130	25	45	485	3.8

2015-16 Game-by-Game

Opponent	Date	gs	min	Total		3-Pointers		Free throws		Rebounds				pf	a	t/o	blk	stl	pts	avg
				fg-fga	pct	3fg-fga	pct	ft-fa	pct	off	def	tot	avg							
NORTH DAKOTA	11/13/15	*	29	6-11	.545	3-6	.500	2-2	1.000	8	6	14	14.0	3	1	1	0	0	17	17.0
UT MARTIN	11/15/15	*	27	2-6	.333	1-4	.250	2-2	1.000	1	4	5	9.5	4	1	3	0	0	7	12.0
WESTERN ILLINOIS	11/19/15	*	35	1-7	.143	1-6	.167	2-2	1.000	2	9	11	10.0	3	2	3	0	1	5	9.7
at UNI	11/22/15	*	19	2-6	.333	0-1	.000	2-2	1.000	0	3	3	8.3	4	1	1	0	0	6	8.8
vs Wright State	11/26/15	*	32	4-8	.500	0-1	.000	0-1	.000	0	5	5	7.6	3	0	1	1	1	8	8.6
vs George Washington	11/27/15	*	32	2-6	.333	0-1	.000	4-4	1.000	2	3	5	7.2	4	0	0	1	1	8	8.5
vs Houston	11/28/15	*	26	3-7	.429	1-4	.250	1-2	.500	0	4	4	6.7	5	2	0	1	1	8	8.4
at Virginia	12/02/15	*	27	2-10	.200	2-7	.286	0-0	.000	1	6	7	6.8	3	3	4	1	1	6	8.1
ROBERT MORRIS	12/6/15	*	26	2-9	.222	1-4	.250	1-2	.500	3	5	8	6.9	1	0	1	0	0	6	7.9
at Iowa State	12-11-15	*	15	1-4	.250	0-1	.000	0-0	.000	2	1	3	6.5	5	0	1	0	0	2	7.3
BRADLEY	12/19/15	*	25	1-3	.333	1-2	.500	0-0	.000	1	2	3	6.2	3	1	1	1	2	3	6.9
DRAKE	12/22/15	*	15	0-3	.000	0-1	.000	2-2	1.000	1	3	4	6.0	3	4	2	1	0	2	6.5
at Nebraska	12/31/15	*	23	1-3	.333	0-1	.000	2-2	1.000	1	7	8	6.2	1	1	3	1	0	4	6.3
RUTGERS	1/4/16	*	15	0-0	.000	0-0	.000	2-2	1.000	1	2	3	5.9	1	0	2	0	0	2	6.0
at Michigan	01/07/16	*	18	1-5	.200	0-3	.000	0-0	.000	1	1	2	5.7	2	0	2	1	0	2	5.7
MARYLAND	1/10/16	*	19	1-4	.250	0-1	.000	2-2	1.000	2	3	5	5.6	1	0	2	0	0	4	5.6
at Wisconsin	01/13/16	*	21	2-4	.500	2-4	.500	0-0	.000	0	5	5	5.6	3	0	4	0	1	6	5.6
at Michigan State	01/16/16	*	30	3-6	.500	3-4	.750	3-4	.750	0	4	4	5.5	4	1	2	0	0	12	6.0
PENN STATE	1/20/16	*	19	2-5	.400	1-4	.250	1-2	.500	1	1	2	5.3	5	1	4	0	0	6	6.0
MICHIGAN	1/28/16	*	3	0-0	.000	0-0	.000	0-0	.000	0	1	1	5.1	1	0	0	0	0	0	5.7
at Northwestern	01/31/16	9	1-2	.500	0-0	.000	0-0	.000	.000	1	1	2	5.0	0	0	2	0	0	2	5.5
at Indiana	2/4/16	20	1-1	1.000	0-0	.000	2-2	1.000	1	2	3	4.9	1	1	0	0	0	0	4	5.5
MICHIGAN STATE	2/7/16	3	0-0	.000	0-0	.000	0-0	.000	.000	0	0	0	4.7	0	0	0	0	0	0	5.2
OHIO STATE	2/11/16	14	1-1	1.000	0-0	.000	0-0	.000	.000	0	1	1	4.5	0	1	1	0	0	2	5.1
at Minnesota	02/15/16	12	2-6	.333	0-2	.000	1-1	1.000	2	0	2	4.4	3	2	0	0	0	0	5	5.1
PURDUE	2/18/16	3	0-0	.000	0-0	.000	1-2	.500	0	0	0	4.2	0	0	2	0	1	1	4.9	
INDIANA	2/21/16	4	1-2	.500	1-2	.500	0-0	.000	0	0	0	4.1	1	0	1	0	0	0	3	4.9
at Penn State	02/24/16	11	2-4	.500	0-1	.000	1-1	1.000	0	0	0	3.9	5	4	1	0	1	5	4.9	
ILLINOIS	2/27/16	7	0-3	.000	0-3	.000	0-0	.000	.000	0	2	2	3.9	0	0	2	0	0	0	4.7
Totals		20	539	44-126	.349	17-63	.270	31-37	.838	31	81	112	3.9	69	26	46	8	10	136	4.7

Games played: 29
 Minutes/game: 18.6
 Points/game: 4.7
 FG Pct: 34.9
 3FG Pct: 27.0
 FT Pct: 83.8

Rebounds/game: 3.9
 Assists/game: 0.9
 Turnovers/game: 1.6
 Assist/turnover ratio: 0.6
 Steals/game: 0.3
 Blocks/game: 0.3

Dakota (Nov. 13) and ended the game with 17 points and 14 rebounds... also matched career-highs with a team-high 14 rebounds, 11 field goal attempts, and three, three-pointers made, and set a career-high with six, three-point field goal attempts against North Dakota... reached double figures (17) in scoring in win over North Dakota (Nov. 13)... named to the Hawkeye Challenge All-Tournament Team for the second time in her career.

2014-15... Played in all 34 games, with three starts... has made a career-high three 3-pointers three different times this season, most recently against Ohio State in the semifinal round of the Big Ten Tournament (March 7)... shot 43.4% from 3-point range, the eighth-best season in program history from beyond the arc led the team in 3-point field goals (3-5) in win over No. 25 Nebraska at the Big Ten Tournament (March 6)... netted a career-best 19 points in win over Robert Morris (Nov. 16)... shot 62.5 percent (10-16) from

behind the arc during the postseason; a stretch of five games... nominated for the 2015 Allstate WBCA Good Works Team®.

Personal Bests

Points: 19 vs. Robert Morris (11/16/14)
Rebounds: 14, 2x, last vs. North Dakota (11/13/15)
FGM: 7 vs. Robert Morris (11/16/14)
FGA: 11, 2x, last vs. North Dakota (11/13/15)
3-pt FG: 3, 4x, last at Michigan State (1/16/16)
3-pt FGA: 7 at Virginia (12/2/15)
FTM: 8 vs. Boston College (11/29/13)
FTA: 8 vs. Boston College (11/29/13)
Assists: 6 vs. Syracuse (12/5/13)
Steals: 2, 6x, last vs. Bradley (12/19/15)
Blocks: 2, 2x, last vs. Penn State (1/5/14)
Minutes: 35 vs. Western Illinois (11/19/15)





IOWA BASKETBALL

PLAYER BIOS

24 NCAA Tournaments • 6 Sweet Sixteens • 3 Elite Eights • 1993 NCAA Final Four • 11 Big Ten Titles

Carly Mohns



**Forward • 6-1 • Sophomore
Brodhead, Wis.
Brodhead**

2015-16... Will miss four months after having surgery to repair a left knee injury on Dec. 17... appeared in nine games for the Hawkeyes this season... netted two points in Iowa's win over Robert Morris (Dec. 6)... tallied a career-high three assists against Robert Morris (Dec. 6)... netted a free throw to tie her career-high in Iowa's win over Virginia (Dec. 2)... logged a career-high 19 minutes against Houston (Nov. 28)... netted a career-high 11 points and five field goals, and dished out two assists against Houston (Nov. 28)... logged 14 minutes at UNI (Nov. 22)... tallied a career high for three point field goals (1) against Western Illinois (Nov. 19)... logged eight minutes and scored three points in Iowa's win over North Dakota (Nov. 13).

2014-15... Played in 14 games, averaging 4.6 minutes per game... scored a season-high six points while going 3-for-3 from the field in win over Pepperdine (Nov. 21)... grabbed a season-best seven rebounds in season-opener against USC Upstate (Nov. 14).

2015-16 Game-by-Game

Opponent	Date	gs	min	Total		3-Pointers		Free throws		Rebounds				pf	a	t/o	blk	stl	pts	avg
				fg-fga	pct	3fg-fga	pct	ft-fa	pct	off	def	tot	avg							
NORTH DAKOTA	11/13/15	8	1-1	1.000	0-0	.000	1-2	.500	0	2	2	2.0	2	0	1	0	0	3	3.0	
WESTERN ILLINOIS	11/19/15	12	1-2	.500	1-1	1.000	0-0	.000	1	4	5	3.5	0	1	0	0	0	3	3.0	
at UNI	11/22/15	14	1-3	.333	0-2	.000	0-0	.000	1	2	3	3.3	3	0	1	1	1	2	2.7	
vs Wright State	11/26/15	7	0-1	.000	0-0	.000	0-0	.000	1	2	3	3.3	1	0	0	0	0	0	2.0	
vs George Washington	11/27/15	17	1-2	.500	0-0	.000	0-0	.000	0	0	0	2.6	1	1	0	0	0	2	2.0	
vs Houston	11/28/15	19	5-7	.714	1-3	.333	0-1	.000	1	2	3	2.7	0	2	2	1	0	11	3.5	
at Virginia	12/02/15	15	2-2	1.000	0-0	.000	1-2	.500	2	1	3	2.7	0	1	1	0	0	5	3.7	
ROBERT MORRIS	12/6/15	17	1-3	.333	0-2	.000	0-0	.000	2	4	6	3.1	0	3	2	0	0	2	3.5	
at Iowa State	12-11-15	15	1-4	.250	0-1	.000	0-0	.000	2	2	4	3.2	3	2	0	0	0	2	3.3	
Totals		0	124	13-25	.520	2-9	.222	2-5	.400	10	19	29	3.2	10	10	7	2	1	30	3.3

Games played: 9
Minutes/game: 13.8
Points/game: 3.3
FG Pct: 52.0
3FG Pct: 22.2
FT Pct: 40.0

Rebounds/game: 3.2
Assists/game: 1.1
Turnovers/game: 0.8
Assist/turnover ratio: 1.4
Steals/game: 0.1
Blocks/game: 0.2

Personal Bests

Points: 11 vs. Houston (11/28/15)
Rebounds: 7 vs. USC Upstate (11/14/14)
FGM: 5 vs. Houston (11/28/15)
FGA: 7 vs. Houston (11/28/15)
3-pt FG: 1, 2x, last vs. Houston (11/28/15)
3-pt FGA: 3 vs. Houston (11/28/15)
FTM: 1, 3x, last at Virginia (12/2/15)
FTA: 6 vs. USC Upstate (11/14/14)
Assists: 3 vs. Robert Morris (12/6/15)
Steals: 1, 4x, last at UNI (11/22/15)
Blocks: 1, 2x, last vs. Houston (11/28/15)
Minutes: 19 vs. Houston (11/28/15)

Season	gp-gs	min/avg	Total		3-Point		F-Throws		Rebounds				Scoring							
			fg-fga	pct	fg-fga	pct	ft-fa	pct	off	def	tot	avg	pf	fo	ast	to	blk	stl	pts	avg
2014-15	14-0	64/4.6	5-10	.500	0-1	.000	1-8	.125	6	13	19	1.4	11	0	3	5	1	3	11	0.8
2015-16	9-0	124/13.8	13-25	.520	2-9	.222	2-5	.400	10	19	29	3.2	10	0	10	7	2	1	30	3.3
TOTAL	23-0	188/8.2	18-35	.514	2-10	.200	3-13	.231	16	32	48	2.1	21	0	13	12	3	4	41	1.8





IOWA BASKETBALL

PLAYER BIOS

24 NCAA Tournaments • 6 Sweet Sixteens • 3 Elite Eights • 1993 NCAA Final Four • 11 Big Ten Titles

Hailey Schneden

2015-16 Game-by-Game



Opponent	Date	gs	min	Total		3-Pointers		Free throws		Rebounds				pf	a	t/o	blk	stl	pts	avg
				fg-fga	pct	3fg-fga	pct	ft-fa	pct	off	def	tot	avg							
NORTH DAKOTA	11/13/15	1		0-0	.000	0-0	.000	0-0	.000	0	0	0	0	0	0	0	0	0	0	0.0
MARYLAND	1/10/16	0		0-0	.000	0-0	.000	0-0	.000	0	0	0	0	0	0	0	0	0	0	0.0
Totals		0	1	0-0	.000	0-0	.000	0-0	.000	0	0	0	0	0	0	0	0	0	0	0.0

Games played: 2
Minutes/game: 0.5

Forward • 6-2 • Junior
Davenport, Iowa
Assumption

2015-16... Has appeared in two games for the Hawkeyes this year and 16 in her career... played one minute in Iowa's win over North Dakota (Nov. 13).

2014-15... Played in three games... Academic All-Big Ten honoree.

Personal Bests

- Points:** 2, 4x, last vs. Idaho State (12/7/13)
- Rebounds:** 2 vs. UNC-Wilmington (11/30/13)
- FGM:** 1, 3x, last vs. Idaho State (12/7/13)
- FGA:** 2, 2x, last vs. Idaho State (12/7/13)
- 3-pt FG:** ---
- 3-pt FGA:** ---
- FTM:** 2 vs. Ark-Pine Bluff (11/13/13)
- FTA:** 2, 2x, last vs. UNC-Wilmington (11/30/13)
- Assists:** 2 vs. Pepperdine (11/21/1)
- Steals:** 1, 2x, last vs. North Dakota (12/28/13)
- Blocks:** 1, 2x, last vs. Stony Brook (11/17/13)
- Minutes:** 10 vs. UNC-Wilmington (11/30/13)

Season	gp-gs	min/avg	Total		3-Point		F-Throws		Rebounds				Scoring							
			fg-fga	pct	fg-fga	pct	ft-fa	pct	off	def	tot	avg	pf	fo	ast	to	blk	stl	pts	avg
2013-14	11-0	35/3.2	3-5	.600	0-0	.000	2-4	.500	1	4	5	0.5	5	0	3	1	2	2	8	0.7
2014-15	3-0	5/1.7	0-0	.000	0-0	.000	0-0	.000	1	1	2	0.7	0	0	2	0	0	0	0	0.0
2015-16	2-0	1/0.5	0-0	.000	0-0	.000	0-0	.000	0	0	0	0.0	0	0	0	0	0	0	0	0.0
TOTAL	16-0	41/2.6	3-5	.600	0-0	.000	2-4	.500	2	5	7	0.4	5	0	5	1	2	2	8	0.5





IOWA BASKETBALL

PLAYER BIOS

24 NCAA Tournaments • 6 Sweet Sixteens • 3 Elite Eights • 1993 NCAA Final Four • 11 Big Ten Titles

Nicole Smith



Center • 6-4 • Senior
Rockton, Ill.
Hononegah

2015-16... Has appeared in four games for the Hawkeyes this season and 18 in her career... netted two points against Maryland in one minute off the bench (Jan. 10)... registered two minutes in Iowa's win over Robert Morris (Dec. 6)... logged three minutes in Iowa's win over North Dakota (Nov. 13).

2014-15... Played in three games, averaging 2.7 minutes off the bench... recorded a rebound in four minutes played against USC Upstate on Nov. 14... scored her first two points of the season against Pepperdine on Nov. 21, going 1-for-1 from the floor.

2015-16 Game-by-Game

Opponent	Date	gs	min	Total		3-Pointers		Free throws		Rebounds				pf	a	t/o	blk	stl	pts	avg
				fg-fga	pct	3fg-fga	pct	ft-fa	pct	off	def	tot	avg							
NORTH DAKOTA	11/13/15	3		0-0	.000	0-0	.000	0-0	.000	0	0	0	0.0	0	0	0	0	0	0	0.0
ROBERT MORRIS	12/6/15	2		0-0	.000	0-0	.000	0-0	.000	0	0	0	0.0	0	0	0	0	0	0	0.0
MARYLAND	1/10/16	1		1-1	1.000	0-0	.000	0-0	.000	0	0	0	0.0	0	0	0	0	0	2	0.7
OHIO STATE	2/11/16	1		0-0	.000	0-0	.000	0-0	.000	0	0	0	0.0	0	0	0	0	0	0	0.5
Totals		0	7	1-1	1.000	0-0	.000	0-0	.000	0	0	0	0.0	0	0	0	0	0	2	0.5

Games played: 4
 Minutes/game: 1.8
 Points/game: 0.5
 FG Pct: 100.0

Personal Bests

- Points:** 4 vs. Missouri State (12/19/12)
- Rebounds:** 1, 6x, last vs. USC Upstate (11/14/14)
- FGM:** 1, 4x, last vs. Pepperdine (11/21/14)
- FGA:** 2 vs. NIU (11/9/12)
- 3-pt FG:** ---
- 3-pt FGA:** ---
- FTM:** 2 vs. Missouri State (12/19/12)
- FTA:** 2 vs. Missouri State (12/19/12)
- Assists:** ---
- Steals:** ---
- Blocks:** 1, 2x, last vs. Pepperdine (11/21/14)
- Minutes:** 4, 2x, last vs. USC Upstate (11/14/14)

Season	gp-gs	min/avg	Total		3-Point		F-Throws		Rebounds				Scoring							
			fg-fga	pct	fg-fga	pct	ft-fa	pct	off	def	tot	avg	pf	fo	ast	to	blk	stl	pts	avg
2012-13	7-0	12/1.7	2-4	.500	0-0	.000	2-2	1.000	0	1	1	0.1	2	0	0	1	0	0	6	0.9
2013-14	5-0	7/1.4	1-1	1.000	0-0	.000	0-0	.000	1	3	4	0.8	2	0	0	0	1	0	2	0.4
2014-15	3-0	8/2.7	1-1	1.000	0-0	.000	0-0	.000	0	1	1	0.3	2	0	0	1	1	0	2	0.7
2015-16	4-0	7/1.8	1-1	1.000	0-0	.000	0-0	.000	0	0	0	0.0	0	0	0	0	0	0	2	0.5
TOTAL	19-0	34/1.8	5-7	.714	0-0	.000	2-2	1.000	1	5	6	0.3	6	0	0	2	2	0	12	0.6





IOWA BASKETBALL

@IowaWBB NOTES

Game-by-Game Results

RECORD:	OVERALL	HOME	AWAY	NEUTRAL
ALL GAMES	18-12	11-4	5-7	2-1
CONFERENCE	8-10	5-4	3-6	0-0
NON-CONFERENCE	10-2	6-0	2-1	2-1

Date	Opponent	Score	Att.	High Points	High Rebounds
11/13/15	^NORTH DAKOTA	W 83-61	4358	(20)Disterhoft, Ally	(14)Peschel, Kali
11/15/15	^UT MARTIN	W 62-56	3555	(12)Davis, Tania	(6)Davis, Tania
11/19/15	WESTERN ILLINOIS	Wot 96-81	3543	(23)Gustafson, Megan	(6)Disterhoft, Ally
11/22/15	at UNI	W 80-65	2384	(22)Kastanek, Alexa	(11)Peschel, Kali
11/26/15	vs Wright State	W 83-77		(22)Coley, Chase	(14)Coley, Chase
11/27/15	vs George Washington	77-81	Lo2 627	(22)Coley, Chase	(9)Coley, Chase
11/28/15	vs Houston	W 64-50		(15)Disterhoft, Ally	(10)Coley, Chase
12/02/15	at Virginia	W 85-73	3360	(22)Kastanek, Alexa	(8)Gustafson, Megan
12/6/15	ROBERT MORRIS	W 69-50		(22)Disterhoft, Ally	(7)Peschel, Kali
12-11-15	2at Iowa State	66-69	L 11373	(26)Disterhoft, Ally	(8)Disterhoft, Ally
12/19/15	BRADLEY	W 60-53	4051	(16)Disterhoft, Ally	(7)Gustafson, Megan
12/22/15	DRAKE	W 89-76	5430	(20)Disterhoft, Ally	(7)Coley, Chase
12/31/15	*at Nebraska	W 74-68	7329	(17)Disterhoft, Ally	(7)Disterhoft, Ally
1/4/16	*RUTGERS	W 69-65	4959	(20)Kastanek, Alexa	(11)Disterhoft, Ally
01/07/16	*at Michigan	75-82	L 1889	(18)Coley, Chase	(6)Gustafson, Megan
1/10/16	*MARYLAND	56-76	L 7776	(14)Gustafson, Megan	(7)Kastanek, Alexa
01/13/16	*at Wisconsin	W 57-54	3235	(14)Disterhoft, Ally	(9)Gustafson, Megan
01/16/16	*at Michigan State	73-80	L 9017	(18)Disterhoft, Ally	(6)Buttenham, Christina
1/20/16	*PENN STATE	69-82	L 3873	(16)Coley, Chase	(7)Disterhoft, Ally
1/24/16	*at Purdue	73-90	L 7865	(21)Disterhoft, Ally	(8)Coley, Chase
1/28/16	*MICHIGAN	W 85-69	3780	(21)Coley, Chase	(7)Disterhoft, Ally
01/31/16	*at Northwestern	W 79-64	2016	(19)Coley, Chase	(12)Gustafson, Megan
2/4/16	*at Indiana	74-79	L 2421	(22)Jennings, Whitney	(13)Gustafson, Megan
2/7/16	*MICHIGAN STATE	69-74	L 6255	(17)Disterhoft, Ally	(10)Gustafson, Megan
2/11/16	*OHIO STATE	81-98	L 3667	(20)Disterhoft, Ally	(8)Gustafson, Megan
02/15/16	*at Minnesota	76-78	L 6167	(21)Coley, Chase	(11)Gustafson, Megan
2/18/16	*PURDUE	W 63-55	3659	(18)Gustafson, Megan	(19)Gustafson, Megan
2/21/16	*INDIANA	W 76-73	9838	(19)Disterhoft, Ally	(7)Coley, Chase
02/24/16	*at Penn State	68-81	L 2812	(21)Disterhoft, Ally	(10)Coley, Chase
2/27/16	*ILLINOIS	W 61-56	4610	(16)Gustafson, Megan	(11)Gustafson, Megan

* - Conference game

Attendance Summary	Games	Attend	Avg/Game
Home	15	72974	4865
Away	12	59868	4989
Neutral	3	627	209
Total	30	133469	4449





IOWA BASKETBALL

@IowaWBB NOTES

Game-by-Game Statistics

TEAM STATISTICS

Opponent	Date	Score		Total		3-Pointers		Free throws		Rebounds				pf	a	t/o	blk	stl	pts	avg
				fg-fga	pct	3fg-fga	pct	ft-fga	pct	off	def	tot	avg							
NORTH DAKOTA	11/13/15	83-61	W	31-71	.437	9-20	.450	12-14	.857	19	26	45	45.0	18	19	12	3	6	83	83.0
UT MARTIN	11/15/15	62-56	W	21-49	.429	7-24	.292	13-15	.867	6	26	32	38.5	17	14	11	3	5	62	72.5
WESTERN ILLINOIS	11/19/15	96-81	Wot	38-83	.458	5-25	.200	15-19	.789	17	36	53	43.3	18	24	16	5	8	96	80.3
at UNI	11/22/15	80-65	W	30-60	.500	7-19	.368	13-19	.684	13	37	50	45.0	24	17	19	6	5	80	80.2
vs Wright State	11/26/15	83-77	W	33-67	.493	8-19	.421	9-12	.750	8	30	38	43.6	20	15	17	3	6	83	80.8
vs George Washington	11/27/15	77-81	Lot	26-60	.433	5-21	.238	20-24	.833	7	28	35	42.2	23	12	22	1	9	77	80.2
vs Houston	11/28/15	64-50	W	20-52	.385	7-20	.350	17-23	.739	11	35	46	42.7	16	12	17	5	5	64	77.9
at Virginia	12/02/15	85-73	W	29-55	.527	10-24	.417	17-23	.739	13	23	36	41.9	17	17	17	7	7	85	78.8
ROBERT MORRIS	12/06/15	69-50	W	27-61	.443	4-19	.211	11-14	.786	11	30	41	41.8	7	18	13	5	6	69	77.7
at Iowa State	12-11-15	66-69	L	23-62	.371	4-14	.286	16-20	.800	12	22	34	41.0	24	11	10	5	9	66	76.5
BRADLEY	12/19/15	60-53	W	22-63	.349	7-28	.250	9-14	.643	14	30	44	41.3	15	16	15	6	10	60	75.0
DRAKE	12/22/15	89-76	W	28-63	.444	7-26	.269	26-34	.765	15	31	46	41.7	17	21	19	3	8	89	76.2
at Nebraska	12/31/15	74-68	W	26-57	.456	7-20	.350	15-19	.789	14	37	51	42.4	19	13	24	6	5	74	76.0
RUTGERS	1/4/16	69-65	W	24-44	.545	6-14	.429	15-23	.652	8	26	34	41.8	5	15	21	5	5	69	75.5
at Michigan	01/07/16	75-82	L	28-61	.459	9-25	.360	10-11	.909	8	21	29	40.9	16	19	17	6	4	75	75.5
MARYLAND	1/10/16	56-76	L	21-55	.382	2-11	.182	12-21	.571	10	28	38	40.8	17	8	16	1	5	56	74.2
at Wisconsin	01/13/16	57-54	W	23-54	.426	7-19	.368	4-7	.571	10	26	36	40.5	14	9	13	2	6	57	73.2
at Michigan State	01/16/16	73-80	L	25-56	.446	9-18	.500	14-20	.700	14	26	40	40.4	23	13	18	2	1	73	73.2
PENN STATE	1/20/16	69-82	L	24-68	.353	4-25	.160	17-26	.654	18	16	34	40.1	20	18	12	3	9	69	73.0
at Purdue	1/24/16	73-90	L	26-50	.520	6-13	.462	15-22	.682	7	13	20	39.1	14	15	19	3	7	73	73.0
MICHIGAN	1/28/16	85-69	W	25-59	.424	9-28	.321	26-31	.839	15	24	39	39.1	14	21	12	7	4	85	73.6
at Northwestern	01/31/16	79-64	W	29-56	.518	4-13	.308	17-31	.548	8	34	42	39.2	15	16	14	7	4	79	73.8
at Indiana	2/4/16	74-79	L	29-60	.483	4-12	.333	12-21	.571	8	24	32	38.9	18	9	13	5	6	74	73.8
MICHIGAN STATE	2/7/16	69-74	L	26-53	.491	4-10	.400	13-18	.722	12	23	35	38.8	19	15	19	4	9	69	73.6
OHIO STATE	2/11/16	81-98	L	32-71	.451	4-15	.267	13-19	.684	12	28	40	38.8	12	17	15	2	4	81	73.9
at Minnesota	02/15/16	76-78	L	28-71	.394	4-19	.211	16-16	1.000	20	26	46	39.1	13	17	13	5	4	76	74.0
PURDUE	2/18/16	63-55	W	23-47	.489	0-5	.000	17-23	.739	10	25	35	38.9	7	13	21	6	8	63	73.6
INDIANA	2/21/16	76-73	W	29-61	.475	6-13	.462	12-15	.800	10	25	35	38.8	12	16	12	9	5	76	73.7
at Penn State	02/24/16	68-81	L	28-53	.528	7-22	.318	5-8	.625	6	21	27	38.4	22	24	22	2	2	68	73.5
ILLINOIS	2/27/16	61-56	W	24-57	.421	7-28	.250	6-9	.667	12	32	44	38.6	8	20	15	6	6	61	73.1
IOWA		2192		798-1779	.449	179-569	.315	417-571	.730	348	809	1157	38.6	484	474	484	133	178	2192	73.1
Opponents		2116		809-1937	.418	176-545	.323	322-462	.697	389	711	1100	36.7	581	423	408	108	253	2116	70.5

Games played: 30
Points/game: 73.1
FG Pct: 44.9
3FG Pct: 31.5
FT Pct: 73.0

Rebounds/game: 38.6
Assists/game: 15.8
Turnovers/game: 16.1
Assist/turnover ratio: 1.0
Steals/game: 5.9
Blocks/game: 4.4





IOWA BASKETBALL

@IowaWBB NOTES

Season & Career Bests

Season Bests

Player	Points	3-Pointers	Rebounds	Assists	Blocks	Steals
#1 Alexa Kastanek	22, 2x	6 vs. Wright State	7 at Michigan	7, 2x	1, 3x	5 vs. Western Illinois
#2 Ally Disterhoft	26 at Iowa State	3, 3x	11 at Nebraska	5, 5x	3 at Iowa State	4 at Iowa State
#3 Claire Till	2, 2x	---	5 vs. Bradley	2 vs. Robert Morris	1, 2x	---
#4 Chase Coley	22, 2x	1 vs. George Washington	14 at UNI	5 at UNI	4, 2x	4 vs. Michigan State
#10 Megan Gustafson	23 vs. Western Illinois	---	19 at Minnesota	3 at Minnesota	5 at Virginia	1, 9x
#11 Tania Davis	18 vs. Michigan	4, 2x	6, 4x	7 at Purdue	1 vs. Michigan	4, 3x
#15 Whitney Jennings	22 at Indiana	4 vs. Illinois	7, 2x	6, 5x	2, 2x	6 vs. George Washington
#21 Hannah Stewart	2, 2x	---	3, 2x	1, 3x	2 vs. North Dakota	1, 2x
#23 Christina Buttenham	14 at Purdue	3 at Purdue	6, 3x	4 vs. Bradley	1, 2x	2, 2x
#24 Tagyn Larson	---	---	1 vs. Maryland	---	---	---
#25 Kali Peschel	17 vs. North Dakota	3, 2x	14 vs. North Dakota	4, 2x	1, 8x	2 vs. Bradley
#34 Carly Mohns	11 vs. Houston	1, 2x	6 vs. Robert Morris	3 vs. Robert Morris	1, 2x	1 at UNI
#40 Hailey Schneden	---	---	---	---	---	---
#45 Nicole Smith	2 vs. Maryland	---	---	---	---	---

Career Bests

Player	Points	3-Pointers	Rebounds	Assists	Blocks	Steals
#1 Alexa Kastanek	22, 2x	6 vs. Wright State	7, 2x	7, 2x	1, 7x	5 vs. Western Illinois
#2 Ally Disterhoft	26 at Iowa State	4 at Northwestern	13 vs. Nebraska	8 vs. Penn State	3 at Iowa State	4 at Iowa State
#3 Claire Till	7, 2x	2 vs. Nebraska	12 vs. Ark. Pine Bluff	3, 2x	2, 3x	3 vs. Drake
#4 Chase Coley	22, 2x	1 vs. George Washington	14 at UNI	5 at UNI	4, 2x	4 vs. Michigan State
#10 Megan Gustafson	23 vs. Western Illinois	---	19 at Minnesota	3 at Minnesota	5 at Virginia	1, 9x
#11 Tania Davis	18 vs. Michigan	4, 2x	6, 4x	7 at Purdue	1 vs. Michigan	4, 3x
#15 Whitney Jennings	22 at Indiana	4, 2x	7, 2x	6, 5x	2, 2x	6 vs. George Washington
#21 Hannah Stewart	2, 2x	---	3, 2x	1, 3x	2 vs. North Dakota	1, 2x
#23 Christina Buttenham	14 at Purdue	3, 2x	6, 4x	4 vs. Bradley	1, 2x	2, 2x
#24 Tagyn Larson	---	---	1 vs. Maryland	---	---	---
#25 Kali Peschel	19 vs. Robert Morris	3, 4x	14, 2x	6 vs. Syracuse	2, 2x	2, 6x
#34 Carly Mohns	11 vs. Houston	1, 2x	6 vs. Robert Morris	3 vs. Robert Morris	1, 2x	1, 4x
#40 Hailey Schneden	2, 4x	---	2 vs. UNCW	2 vs. Pepperdine	1, 2x	1 vs. Stony Brook
#45 Nicole Smith	4 vs. Missouri State	---	1, 6x	---	1, 2x	---

BOLD - set career best during curent season

* - - tied school single-game record

^ - - set school single-game record





IOWA BASKETBALL

@IowaWBB NOTES

The Last Time...

The Last Time a Player . . .

Had 30 or more points

Iowa -- 30, Samantha Logic, at Wisconsin, 2/8/15
Opponent -- 35, Rachel Banham, Minnesota, 2/15/16

Made at least 80% of her FGA (10 att.)

Iowa -- .833 (10-12), Melissa Dixon, at Northwestern, 1/29/15
Opponent -- .800 (8-10), Martina Ellerbe, Ohio State, 1/19/14

Made 100% of her FTA (10 att.)

Iowa -- 1.000 (12-12), Ally Disterhoft, at Ohio State, 1/19/14
Opponent -- 1.000 (11-11), Courtney Vandersloot, Gonzaga, 3/19/11

Had 15 or more rebounds

Iowa -- 19, Megan Gustafson, at Minnesota, 2/15/16
Opponent -- 21, Amanda Zahui, Minnesota, 3/1/15

Had 10 or more assists

Iowa -- 14, Samantha Logic, vs. #5 Baylor, 3/27/15
Opponent -- 16, Niya Johnson, #5 Baylor, 3/27/15

Had 5 or more blocks

Iowa -- 5, Megan Gustafson, at Virginia, 12/2/15
Opponent -- 5, Alexa Hart, Ohio State, 3/7/15

Had 5 or more steals

Iowa -- 6, Whitney Jennings, vs. George Washington, 11/27/15
Opponent -- 5, Emily Vogelpohl, Wright State, 11/26/15

The Last Time A Team . . .

Scored 100 or more points

Iowa -- 102 at Northwestern, 1/29/15
Opponent -- 100, Ohio State, 2/23/15

Scored 40 or fewer points

Iowa -- 40, vs. Illinois, 2/10/77
Opponent -- 40, Stony Brook, 11/17/13

Won an overtime game

Iowa -- 96-81 vs. Western Illinois, 11/19/15
Opponent -- 81-77, George Washington, 11/27/15

Made at least 60% of its FGA (20 att.)

Iowa -- .632 (36-57), vs. Rider, 11/26/05
Opponent -- .654 (34-52), Ohio State, 2/12/06

Made at least 50% of its 3-pt. FGA (8 att.)

Iowa -- .556 (5-9), vs. Miami, 3/22/15
Opponent -- .556 (10-18), Wisconsin, 2/26/15

Made at least 90% of its FTA (10 att.)

Iowa -- 1.000 (16-16), vs. Minnesota, 2/15/16
Opponents -- .938 (15-16), Minnesota, 2/17/15

* - Carver-Hawkeye Arena record ^ - school record

IOWA RECORD WHEN..

Playing at home:..... 11-4
Playing on the road: 5-7
Playing on a neutral floor: 2-1

Leading at the half:..... 16-7
Trailing at the half:..... 1-5
Tied at the half: 1-0

Wearing white: 10-4
Wearing black:..... 7-6
Wearing gold: 0-2
Wearing pink: 1-0

Scoring 80+ points: 7-1
Scoring 70-79 points:..... 3-6
Scoring 60-69 points:..... 7-4
Scoring 59 or fewer points: 1-1

Allowing 80+ points:..... 1-7
Allowing 70-79 points:..... 4-4
Allowing 60-69 points:..... 6-1
Allowing 59 or fewer points: 7-0

Shooting at least 50% FG:..... 4-3
Shooting less than 50% FG: 14-9

Shooting at least 80% FT:..... 3-3
Shooting less than 80% FT: 15-9

Shooting at least 40% 3-pt. FG: 5-3
Shooting less than 40% 3-pt. FG: 14-8

Most 1st half points:..... 51 vs. Drake (Dec. 22)
Most 2nd half points: 50 vs. North Dakota (Nov. 13)

Fewest opponent 1st half points:.... 21, Bradley (Dec. 19)
Fewest opponent 2nd half points:.. 22, Robert Morris (Dec. 6)
Iowa has more rebounds:..... 13-5
Opponent has more rebounds: 3-7
Rebounds are equal:..... 2-0

Iowa has more assists:..... 14-4
Opponent has more assists: 4-6
Assists are equal: 0-2

Iowa has fewer turnovers:..... 5-2
Opponent has fewer turnovers: 10-8
Turnovers are equal:..... 2-2

Iowa has more steals:..... 5-4
Opponent has more steals: 12-8
Steals are equal: 2-0

Playing on Sunday: 5-3
Playing on Monday:..... 1-1
Playing on Tuesday: 1-0
Playing on Wednesday: 2-2
Playing on Thursday: 5-3
Playing on Friday: 1-2
Playing on Saturday:..... 3-1

Playing on BTN:..... 4-6
Playing on CBS Sports Network: 0-0
Playing on ESPN 0-0
Playing on ESPN2:..... 0-1
Playing on Mediacom: 0-0
Playing on BTDN 0-0
Playing on KCRG..... 0-0

Largest Iowa lead:..... 22 vs. North Dakota (Nov. 13)
Largest Iowa deficit: 20 vs. Maryland (Jan. 10)
Largest halftime lead: 16 vs. Drake (Dec. 22)
Largest halftime deficit: 14 vs. Ohio State (Feb. 11)





IOWA BASKETBALL

@IowaWBB NOTES

Points-Rebounds-Assists

Opponent	Date	Score	01		02		03		04		10		11		15	
			KASTANEK,A	DISTERHOFT	TILL,CLAIR	COLEY,CHAS	GUSTAFSON,	DAVIS,TANI	JENNINGS,W							
NORTH DAKOTA	11/13/15	83-61	w	3-0-1	20-3-5	0-0-1	0-2-1	12-7-1	2-3-4	14-4-2						
UT MARTIN	11/15/15	62-56	w	11-0-1	11-6-2	0-1-0	8-3-1	10-1-1	12-6-4	0-3-2						
WESTERN ILLINOIS	11/19/15	96-81	w	13-5-5	21-4-3	0-1-0	13-2-0	23-9-1	8-4-3	10-4-6						
at UNI	11/22/15	80-65	w	22-2-2	15-3-5	0-0-0	16-14-5	3-4-0	4-4-1	8-7-3						
vs Wright State	11/26/15	83-77	w	18-3-1	10-6-5	0-0-0	22-9-2	4-1-0	13-2-4	6-3-3						
vs George Washington	11/27/15	77-81	L	6-4-3	19-5-5	DNP	22-10-1	2-0-0	0-1-0	13-5-2						
vs Houston	11/28/15	64-50	w	13-5-3	15-6-0	0-0-0	0-5-2	11-8-0	1-1-0	5-7-1						
at Virginia	12/02/15	85-73	w	22-0-0	18-7-4	1-0-0	6-5-2	2-4-0	12-1-2	7-2-4						
ROBERT MORRIS	12/6/15	69-50	w	3-1-3	16-3-3	2-0-2	4-5-2	15-6-0	8-4-0	7-2-5						
at Iowa State	12-11-15	66-69	L	14-4-1	26-8-3	0-0-0	12-4-1	2-3-0	4-2-1	2-2-3						
BRADLEY	12/19/15	60-53	w	11-4-3	16-5-1	0-5-1	8-6-0	4-7-0	3-3-5	8-4-1						
DRAKE	12/22/15	89-76	w	15-5-7	20-7-4	0-0-0	11-7-1	16-7-0	10-5-2	15-2-3						
at Nebraska	12/31/15	74-68	w	13-3-0	17-11-1	2-3-0	16-6-0	6-3-1	7-1-4	6-5-4						
RUTGERS	1/4/16	69-65	w	20-2-3	15-3-4	DNP	10-4-0	6-6-1	6-3-1	10-4-4						
at Michigan	01/07/16	75-82	L	9-7-4	14-5-3	DNP	18-3-1	14-3-0	7-0-3	8-3-6						
MARYLAND	1/10/16	56-76	L	5-0-3	14-7-1	0-0-0	1-0-0	14-9-0	4-1-2	10-6-2						
at Wisconsin	01/13/16	57-54	w	3-1-3	18-5-2	0-1-0	7-4-0	5-4-1	2-3-2	11-0-1						
at Michigan State	01/16/16	73-80	L	4-4-1	13-7-2	DNP	6-2-0	7-5-0	16-6-5	15-1-3						
PENN STATE	1/20/16	69-82	L	8-1-2	13-7-3	DNP	16-4-1	5-4-1	9-3-6	11-2-3						
at Purdue	1/24/16	73-90	L	3-0-2	21-4-1	DNP	7-8-2	7-0-1	14-1-7	7-1-1						
MICHIGAN	1/28/16	85-69	w	7-1-2	16-5-3	DNP	21-10-3	10-12-1	18-0-5	8-1-6						
at Northwestern	01/31/16	79-64	w	3-4-6	18-5-1	DNP	19-7-2	15-13-0	11-4-4	11-1-3						
at Indiana	2/4/16	74-79	L	0-1-0	20-5-0	DNP	8-6-2	12-10-0	8-3-4	22-2-2						
MICHIGAN STATE	2/7/16	69-74	L	0-0-0	17-7-3	DNP	13-6-3	7-8-2	13-5-2	10-3-4						
OHIO STATE	2/11/16	81-98	L	15-0-2	20-7-5	DNP	12-5-2	13-11-1	5-6-4	14-2-1						
at Minnesota	02/15/16	76-78	L	0-0-1	20-5-1	DNP	21-11-3	14-19-3	8-0-5	8-3-1						
PURDUE	2/18/16	63-55	w	0-0-1	12-4-2	DNP	14-7-0	18-7-1	12-6-6	6-2-2						
INDIANA	2/21/16	76-73	w	3-1-0	19-8-2	DNP	10-10-4	10-6-2	17-3-3	10-2-3						
at Penn State	02/24/16	68-81	L	10-0-5	21-4-3	DNP	4-3-1	15-11-2	6-2-3	7-6-6						
ILLINOIS	2/27/16	61-56	w	6-3-7	13-3-2	DNP	10-6-1	16-10-2	2-4-6	14-3-1						

Opponent	Date	Score	21		23		24		25		34		40		45	
			STEWART,HA	BUTTENHAM,	LARSON,TAG	PESCHEL,KA	MOHNS,CARL	SCHNEDEN,H	SMITH,NICO							
NORTH DAKOTA	11/13/15	83-61	w	2-3-1	10-2-2	0-0-0	17-14-1	3-2-0	0-0-0	0-0-0						
UT MARTIN	11/15/15	62-56	w	DNP	3-5-2	DNP	7-5-1	DNP	DNP	DNP						
WESTERN ILLINOIS	11/19/15	96-81	w	DNP	0-3-3	DNP	5-11-2	3-5-1	DNP	DNP						
at UNI	11/22/15	80-65	w	1-0-0	3-2-0	0-0-0	6-3-1	2-3-0	DNP	DNP						
vs Wright State	11/26/15	83-77	w	DNP	2-0-0	DNP	8-5-0	0-3-0	DNP	DNP						
vs George Washington	11/27/15	77-81	L	DNP	5-1-0	DNP	8-5-0	2-0-1	DNP	DNP						
vs Houston	11/28/15	64-50	w	0-0-1	0-0-1	DNP	8-4-2	11-3-2	DNP	DNP						
at Virginia	12/02/15	85-73	w	0-0-0	6-2-1	DNP	6-7-3	5-3-1	DNP	DNP						
ROBERT MORRIS	12/6/15	69-50	w	2-0-0	4-1-0	0-0-0	6-8-0	2-6-3	DNP	0-0-0						
at Iowa State	12-11-15	66-69	L	DNP	2-1-0	DNP	2-3-0	2-4-2	DNP	DNP						
BRADLEY	12/19/15	60-53	w	DNP	7-2-4	DNP	3-3-1	DNP	DNP	DNP						
DRAKE	12/22/15	89-76	w	DNP	0-4-0	DNP	2-4-4	DNP	DNP	DNP						
at Nebraska	12/31/15	74-68	w	DNP	3-6-2	DNP	4-8-1	DNP	DNP	DNP						
RUTGERS	1/4/16	69-65	w	DNP	0-0-2	DNP	2-3-0	DNP	DNP	DNP						
at Michigan	01/07/16	75-82	L	DNP	3-4-2	DNP	2-2-0	DNP	DNP	DNP						
MARYLAND	1/10/16	56-76	L	0-3-0	2-2-0	0-1-0	4-5-0	DNP	0-0-0	2-0-0						
at Wisconsin	01/13/16	57-54	w	DNP	5-6-0	DNP	6-5-0	DNP	DNP	DNP						
at Michigan State	01/16/16	73-80	L	DNP	0-5-1	DNP	12-4-1	DNP	DNP	DNP						
PENN STATE	1/20/16	69-82	L	DNP	1-6-1	DNP	6-2-1	DNP	DNP	DNP						
at Purdue	1/24/16	73-90	L	0-1-0	14-3-1	DNP	DNP	DNP	DNP	DNP						
MICHIGAN	1/28/16	85-69	w	0-0-1	5-6-0	DNP	0-1-0	DNP	DNP	DNP						
at Northwestern	01/31/16	79-64	w	DNP	DNP	DNP	2-2-0	DNP	DNP	DNP						
at Indiana	2/4/16	74-79	L	0-0-0	DNP	DNP	4-3-1	DNP	DNP	DNP						
MICHIGAN STATE	2/7/16	69-74	L	DNP	9-4-1	DNP	0-0-0	DNP	DNP	DNP						
OHIO STATE	2/11/16	81-98	L	0-1-0	0-5-1	0-0-0	2-1-1	DNP	DNP	0-0-0						
at Minnesota	02/15/16	76-78	L	DNP	0-0-1	DNP	5-2-2	DNP	DNP	DNP						
PURDUE	2/18/16	63-55	w	DNP	0-3-1	DNP	1-0-0	DNP	DNP	DNP						
INDIANA	2/21/16	76-73	w	0-0-0	4-2-2	DNP	3-0-0	DNP	DNP	DNP						
at Penn State	02/24/16	68-81	L	DNP	0-0-0	DNP	5-0-4	DNP	DNP	DNP						
ILLINOIS	2/27/16	61-56	w	DNP	0-5-1	DNP	0-2-0	DNP	DNP	DNP						





IOWA BASKETBALL

@IowaWBB NOTES

Season Highs And Lows/Specialty Statistics

CATEGORY		IOWA	OPPONENTS
Points	High Low	96 vs. Western Illinois 56 vs. Maryland	98, Ohio State 50, Houston
FG Made	High Low	38 vs. Western Illinois 20 vs. Houston	40, Ohio State 20, UT Martin
FG Att.	High Low	83 vs. Western Illinois 44 vs. Rutgers	77, Houston 52, UT Martin
FG%	High Low	.545 vs. Rutgers .349 vs. Bradley	.586, Purdue .253, Houston
3FG Made	High Low	10 at Virginia 0 vs. Purdue	13, UNI 3, Michigan State
3FG Att.	High Low	28 vs. Illinois 5 vs. Purdue	36, UNI 8, Penn State
3FG%	High Low	.500 at Michigan State .000 vs. Purdue	.583, Purdue .167, Northwestern
FTM	High Low	26 vs. Michigan 4 at Wisconsin	25, Michigan State 2, Minnesota
FTA	High Low	34 vs. Drake 7 at Wisconsin	34, Michigan State 3, Minnesota
FT% (min. 10)	High Low	1.000 at Minnesota .548 at Northwestern	.900, UT Martin .429, Houston
Off. Reb.	High Low	19 vs. North Dakota 6 vs. UT Martin	26, Houston 6, UT Martin
Def. Reb.	High Low	36 vs. North Dakota 13 at Purdue	31, George Washington 16, Virginia
Total Reb.	High Low	53 vs. Western Illinois 20 at Purdue	50, George Washington 25, Virginia
Assists	High Low	24 at Penn State 8 vs. Maryland	24, Purdue 5, Bradley
Steals	High Low	9 at Iowa State 1 at Michigan State	15, Drake 3, Iowa State
Blocks	High Low	9 vs. Indiana 1 vs. George Washington	9, Iowa State 1, twice, last by UT Martin
Turnovers	High Low	22 vs. George Washington 10 at Iowa State	22, George Washington 7, Michigan State
Fouls	High Low	24 at Iowa State 5 vs. Rutgers	29, Drake 11, Robert Morris

GAME-BY-GAME SPECIALTY STATS

Date	Opponent	IA-Opp.	IA-Opp.	IA-Opp.	IA-Opp.
		Pts. Off TO's	Pts. in Paint	2nd Chance	Fast Break
11/13	North Dakota	27-18	34-12	9-5	9-0
11/15	UT Martin	12-16	26-22	4-11	9-2
11/19	Western Illinois	18-14	60-24	12-10	12-4
11/22	at Northern Iowa	13-20	34-14	8-10	4-4
11/26	vs. Wright State	16-23	36-32	11-15	13-14
11/27	vs. George Wash.	22-24	24-40	4-11	0-2
11/28	vs. Houston	13-10	26-20	7-10	4-4
12/2	at Virginia	17-15	30-36	12-10	4-4
12/6	Robert Morris	17-7	36-20	7-10	19-5
12/11	at Iowa State	9-12	34-28	7-12	6-0
12/19	Bradley	18-8	24-22	13-5	6-0
12/22	Drake	17-15	36-40	14-8	8-10
12/31	at Nebraska	11-21	26-36	12-8	4-4
1/4	Rutgers	17-23	16-24	16-11	0-8
1/7	at Michigan	18-26	38-46	5-20	2-2
1/10	Maryland	9-18	22-30	9-8	5-10
1/13	at Wisconsin	7-8	22-28	11-8	5-2
1/16	at Michigan State	11-21	22-36	22-16	5-6
1/20	Penn State	17-10	24-28	13-12	3-10
1/24	at Purdue	18-24	32-48	11-11	4-16
1/28	Michigan	11-8	18-26	12-13	33-6
1/31	at Northwestern	6-14	36-34	4-20	1-2
2/4	at Indiana	17-12	36-40	10-8	8-8
2/7	Michigan State	13-18	34-40	11-12	6-7
2/11	Ohio State	9-16	40-54	12-8	10-12
2/15	at Minnesota	9-10	42-32	23-13	6-15
2/18	Purdue	16-22	36-22	9-13	6-6
2/21	Indiana	15-16	40-38	13-12	6-10
2/24	at Penn State	20-24	32-32	3-5	4-16
2/27	Illinois	6-24	26-30	7-4	0-7

IOWA AND OPPONENT INDIVIDUAL HIGH PERFORMANCES

CATEGORY	IOWA	OPPONENTS
Points	26 Ally Disterhoft at Iowa State	35 Rachel Banham, Minnesota
Field Goals Made	11 Chase Coley vs. Wright State	15 Rachel Banham, Minnesota
Field Goals Attempted	21 Chase Coley at Minnesota	31 Rachel Banham, Minnesota
3-Point Field Goals Made	6 Alexa Kastanek vs. Wright State	7 Amber Sorenson, UNI
3-Point Field Goals Attempted	12 Whitney Jennings vs. Drake	15 Madison Weekly, UNI
Free Throws Made	9 Ally Disterhoft at Iowa State	9 Tori Jankoska, Michigan State
Free Throws Attempted	12 Ally Disterhoft at Iowa State	13 Jessica Shepard, Nebraska
Offensive Rebounds	8 Kali Peschel vs. North Dakota	8 Jonquel Jones, George Washington
Defensive Rebounds	10 Chase Coley vs. George Washington	18 Jonquel Jones, George Washington
Total Rebounds	19 Megan Gustafson at Minnesota	26 Jonquel Jones, George Washington
Assists	7 Alexa Kastanek vs. Illinois	12 April Wilson, Purdue
Steals	6 Whitney Jennings vs. Wright State	6 Ashley Deary, Northwestern
Blocks	5 Megan Gustafson at Virginia	5 Jessie Edwards, Minnesota





IOWA BASKETBALL

Season Box Scores



Official Basketball Box Score - Game Totals - Final Statistics
North Dakota vs IOWA
11/13/15 6 PM at Iowa City, Iowa



North Dakota 61 • 0-1

#	Player	Total			3-Ptr			Rebounds			PF	TP	A	T	Blk	Stl	Min
		FG	FGA	FT	FTA	Off	Def	Off	Def	Off							
02	LOYD, Mia	f	4-8	0-0	1-2	2	3	5	9	1	1	1	1	1	21		
34	KLABO, Lexi	f	5-3	0-0	0-0	1	5	6	4	0	1	2	0	17			
35	FREDJE, Fallyn	f	5-9	3-4	1-2	1	3	4	3	14	0	2	2	31			
10	DYER, Makailah	g	2-10	0-4	6-6	1	4	5	1	10	1	6	0	30			
15	KNOX, Kelsey	g	0-2	0-1	0-0	0	2	2	2	0	6	5	0	31			
03	KLAPPRODT, Katie	g	0-1	0-0	0-0	0	1	1	0	0	0	0	1	3			
04	MORTON, Jill	g	2-8	1-3	1-2	0	0	0	6	1	2	1	0	18			
05	ROSCOE, Samantha	g	6-7	1-2	0-1	2	0	2	1	13	1	0	2	18			
12	ASUNCION, Kanani	g	0-0	0-0	0-2	1	1	2	0	0	2	0	0	2			
21	RIPPLINGER, Ellie	g	0-0	0-0	0-0	0	0	0	0	0	1	0	0	1			
22	BOIKE, Sydney	g	0-0	0-0	0-0	0	0	0	0	0	0	0	0	1			
30	SMITH, Stephanie	g	4-6	0-0	1-3	1	3	4	1	9	0	1	1	20			
Team						0	0	0									
Totals			23-54	5-14	10-18	9	22	31	17	61	14	19	9	7	200		

IOWA 83 • 1-0

#	Player	Total			3-Ptr			Rebounds			PF	TP	A	T	Blk	Stl	Min
		FG	FGA	FT	FTA	Off	Def	Off	Def	Off							
25	Peschel, Kali	f	6-11	3-6	2-2	8	6	14	3	17	1	1	0	0	29		
04	Coley, Chase	c	0-5	0-0	0-0	1	1	2	2	0	1	1	0	14			
01	Kastanek, Alexa	g	1-5	1-3	0-0	0	0	0	4	3	1	1	0	13			
02	Disterhoft, Ally	g	7-13	2-2	4-4	2	1	3	2	20	5	0	2	30			
15	Jennings, Whitney	g	5-11	1-2	3-4	1	3	4	0	14	2	3	0	27			
03	Till, Claire	g	0-2	0-1	0-0	0	0	0	2	0	1	0	0	5			
10	Gustafson, Megan	g	5-6	0-0	2-2	3	4	7	1	12	1	1	1	23			
11	Davis, Tania	g	1-8	0-2	0-0	0	3	3	0	2	4	2	0	17			
21	Stewart, Hannah	g	1-2	0-0	0-0	1	2	3	1	2	1	0	0	3			
23	Buttenham, Christina	g	4-7	2-4	0-0	0	2	2	1	10	2	2	0	24			
24	Larson, Tagyn	g	0-0	0-0	0-0	0	0	0	0	0	0	0	0	3			
34	Mohns, Carly	g	1-1	0-0	1-2	0	2	2	3	0	1	0	0	8			
40	Schneden, Hailey	g	0-0	0-0	0-0	0	0	0	0	0	0	0	0	1			
45	Smith, Nicole	g	0-0	0-0	0-0	0	0	0	0	0	0	0	0	3			
Team						3	2	5									
Totals			31-71	9-20	12-14	19	26	45	18	83	19	12	3	6	200		

Officials: Roy Gulbeyan, Amy Bonner, Bob Trammell
Technical fouls: North Dakota-None. IOWA-None.
Attendance: 4358
Hawkeye Challenge
Fouled Out: #02 ND 2:43 4th

Game 1

Score by periods	1st	2nd	3rd	4th	Total
North Dakota	15	16	17	13	61
IOWA	21	12	24	26	83

Last FG - UND 4th-00:40, IOWA 4th-00:30.
Largest lead - UND None, IOWA by 23 4th-02:13.
UND led for 00:00, IOWA led for 38:16. Game was tied for 01:39.

	In	Off	2nd	Fast
Points	Paint	T/O	Chance	Break
UND	12	18	5	0
IOWA	34	27	9	9

Score tied - 4 times.
Lead changed - 0 times.



Official Basketball Box Score - Game Totals - Final Statistics
UT Martin vs IOWA
11/15/15 1 PM at Iowa City, Iowa



UT Martin 56 • 1-1

#	Player	Total			3-Ptr			Rebounds			PF	TP	A	T	Blk	Stl	Min
		FG	FGA	FT	FTA	Off	Def	Off	Def	Off							
14	ROBERTS, Chelsea	f	3-6	0-2	0-0	2	7	9	3	6	1	2	1	1	38		
23	HOWARD, Haley	f	2-5	0-2	2-2	1	2	3	4	6	0	1	0	1	24		
04	ROBERTSON, Emanyne	g	1-2	1-1	0-0	0	0	0	2	3	0	0	0	18			
20	SCHUBERT, Katie	g	4-8	2-4	0-0	0	3	2	10	1	5	0	1	40			
21	WARD, Jessy	g	2-13	2-9	0-0	0	1	1	6	2	1	0	1	39			
10	RUFFIN, Daijia	g	5-12	0-1	7-8	2	5	7	3	17	3	1	0	25			
33	TAYLOR, Myah	g	3-6	2-4	0-0	0	2	2	2	8	0	1	0	16			
Team						1	3	4									
Totals			20-52	7-23	9-10	6	23	29	17	56	10	11	1	5	200		

IOWA 62 • 2-0

#	Player	Total			3-Ptr			Rebounds			PF	TP	A	T	Blk	Stl	Min
		FG	FGA	FT	FTA	Off	Def	Off	Def	Off							
25	Peschel, Kali	f	2-6	1-4	2-2	1	4	5	4	7	1	3	0	0	27		
04	Coley, Chase	c	3-7	0-0	2-2	1	2	3	2	8	1	0	1	0	18		
01	Kastanek, Alexa	g	3-6	3-6	2-2	0	2	0	1	11	1	1	0	0	25		
02	Disterhoft, Ally	g	4-10	0-4	3-3	1	5	6	3	11	2	3	1	2	35		
15	Jennings, Whitney	g	0-4	0-2	0-0	0	3	3	1	0	2	1	0	0	23		
03	Till, Claire	g	0-0	0-0	0-0	0	1	1	2	0	0	0	0	0	4		
10	Gustafson, Megan	g	3-4	0-0	4-6	1	0	1	2	10	1	0	1	17			
11	Davis, Tania	g	5-9	2-5	0-0	0	6	6	1	12	4	1	0	29			
23	Buttenham, Christina	g	1-3	1-3	0-0	0	2	3	1	3	2	2	0	1	22		
Team						0	2	2									
Totals			21-49	7-24	13-15	6	26	32	17	62	14	11	3	5	200		

Officials: Felicia Grinter, Tim Daley, Doug Knight
Technical fouls: UT Martin-None. IOWA-None.
Attendance: 3555
Hawkeye Challenge

Game 2

Score by periods	1st	2nd	3rd	4th	Total
UT Martin	12	14	14	16	56
IOWA	10	16	21	15	62

Last FG - IOWA 4th-02:08, IOWA 4th-01:49.
Largest lead - IOWA by 10 1st-05:41, IOWA by 9 4th-05:37.
IOWA led for 17:00, IOWA led for 19:30. Game was tied for 03:30.

Score tied - 2 times.
Lead changed - 3 times.



Official Basketball Box Score - Game Totals - Final Statistics
Western Illinois vs IOWA
11/19/15 7 PM at Iowa City, Iowa



Western Illinois 81 • 2-1

#	Player	Total			3-Ptr			Rebounds			PF	TP	A	T	Blk	Stl	Min
		FG	FGA	FT	FTA	Off	Def	Off	Def	Off							
44	Sophie Reichelt	f	1-8	0-2	2-2	2	3	5	3	4	0	1	0	0	25		
10	Mallory Boyle	g	5-13	0-2	2-5	5	4	9	2	12	2	2	0	0	35		
14	Michelle Maher	g	3-13	0-6	1-4	1	5	6	4	7	4	1	1	4	41		
15	Emily Clemens	g	1-5	1-1	2-2	0	2	2	4	5	2	1	0	1	28		
22	Michelle Farrow	g	5-12	4-11	0-0	0	2	2	1	14	0	0	0	1	32		
04	Ciera Marlow	g	2-2	1-1	0-2	0	0	0	1	5	0	1	0	4			
21	Jasmine Patrick	g	6-10	1-1	1-2	3	3	6	3	14	2	2	0	0	20		
23	Taylor McClintock	g	2-4	2-4	0-0	1	1	2	2	6	1	3	0	0	14		
24	Taylor Higginbotham	g	5-11	3-6	1-2	0	7	7	4	14	1	5	0	1	25		
25	Liz Skotowski	g	0-0	0-0	0-0	0	0	0	0	0	0	0	0	0	1		
Team						6	3	9									
Totals			30-78	12-34	9-19	18	30	48	24	81	12	16	1	7	225		

IOWA 96 • 3-0

#	Player	Total			3-Ptr			Rebounds			PF	TP	A	T	Blk	Stl	Min
		FG	FGA	FT	FTA	Off	Def	Off	Def	Off							
25	Peschel, Kali	f	1-7	1-6	2-2	2	9	11	3	5	2	3	0	1	35		
04	Coley, Chase	c	6-9	0-0	1-1	1	1	2	13	0	1	1	0	16			
01	Kastanek, Alexa	g	4-11	2-8	3-3	0	5	5	1	13	5	4	0	5	29		
02	Disterhoft, Ally	g	9-19	0-2	3-4	2	2	4	3	21	3	2	1	0	36		
15	Jennings, Whitney	g	4-11	1-5	1-3	0	4	4	3	10	6	2	0	0	30		
03	Till, Claire	g	0-0	0-0	0-0	0	1	1	0	0	0	0	0	0	2		
10	Gustafson, Megan	g	10-14	0-0	3-4	6	3	9	1	23	1	2	3	1	29		
11	Davis, Tania	g	3-9	0-2	2-2	1											



IOWA BASKETBALL

Season Box Scores



Official Basketball Box Score - Game Totals - Final Statistics
Wright State vs IOWA
11/26/15 11 a.m. at Cedar Park, Texas (Cedar Park Center)



Wright State 77 • 4-2

#	Player	Total			3-Ptr			Rebounds			PF	TP	A	TO	Bk	Stl	Min
		FG-FGA	FG-FGA	FT-FTA	FG-FGA	FG-FGA	FT-FTA	Off	Def	Tot							
02	HAYES, Antania	5-19	0-0	4-5	7	3	10	1	14	1	3	0	2	29			
03	VOGELPOHL, Emily	4-6	1-2	6-6	0	2	2	0	15	3	1	0	5	30			
04	DEMINGS, Kim	11-27	1-9	5-8	4	4	8	1	28	1	5	0	2	34			
15	DENHAM, Symone	0-5	0-2	2-2	0	2	2	3	2	1	3	0	1	24			
22	van der KEIJL, Riche	4-6	0-0	3-3	5	6	11	4	11	0	0	1	0	25			
10	WILLIAMS, JJ	0-5	0-0	1-2	0	3	0	1	3	1	0	0	1	10			
12	TAYLOR, Mackenzie	0-0	0-0	0-0	0	0	0	1	0	1	0	0	1	10			
23	SIMMONS, Symone	2-6	2-3	0-0	3	3	6	4	6	0	0	3	0	23			
25	SMITH, Lexi	0-1	0-0	0-0	1	1	2	1	0	0	0	0	1	15			
	Team				2	3	5										
Totals		26-76	4-16	21-26	22	27	49	15	77	10	13	4	12	200			

1st FG %: 6-21 28.6% 2nd: 5-20 25.0% 3rd: 6-12 50.0% 4th: 9-23 39.1% Game: 26-76 34.2% Deadball Rebounds: 3
 3FG %: 0-1 0.0% 0-6 0.0% 1-4 25.0% 1-5 20.0% 4-16 25.0%
 FT %: 2-2 100.0% 6-8 75.0% 9-10 90.0% 4-6 66.7% 21-26 80.8%

IOWA 83 • 5-0

#	Player	Total			3-Ptr			Rebounds			PF	TP	A	TO	Bk	Stl	Min
		FG-FGA	FG-FGA	FT-FTA	FG-FGA	FG-FGA	FT-FTA	Off	Def	Tot							
01	Kastanek, Alexa	6-12	6-9	0-0	0	3	3	4	18	1	2	0	1	26			
02	Disterhof, Ally	3-6	0-0	4-4	3	3	6	2	10	5	8	0	0	35			
04	Coley, Chase	11-16	0-0	0-1	2	7	9	3	22	2	1	1	1	34			
15	Jennings, Whitney	1-5	1-2	3-4	0	3	3	2	6	3	2	0	0	23			
25	Peschel, Kali	4-8	0-1	0-1	0	5	5	3	8	0	1	1	1	32			
03	Till, Claire	0-0	0-0	0-0	0	0	0	1	0	0	0	0	0	2			
10	Gustafson, Megan	2-5	0-0	0-0	0	1	1	3	4	0	0	0	0	6			
11	Davis, Tania	5-10	1-5	2-2	0	2	2	1	13	4	2	0	3	19			
23	Buttenham, Christina	1-4	0-2	0-0	0	0	0	2	0	1	1	0	1	16			
34	Mohms, Carly	0-1	0-0	0-0	1	2	3	0	1	0	0	0	0	7			
	Team				2	3	6										
Totals		33-67	8-19	9-12	8	30	38	20	83	15	17	3	6	200			

1st FG %: 8-21 38.1% 2nd: 12-17 70.6% 3rd: 7-18 38.9% 4th: 6-11 54.5% Game: 33-67 49.3% Deadball Rebounds: 2
 3FG %: 1-3 33.3% 2-4 50.0% 3-8 37.5% 2-4 50.0% 8-19 42.1%
 FT %: 0-0 0.0% 2-4 50.0% 2-2 100.0% 5-6 83.3% 9-12 75.0%

Officials: Greg Norton, Brian Morrow, Stacie Blow
 Technical fouls: Wright State-None. IOWA-None.
 Attendance:
 Game 1 of the Lone Star Showcase

Score by periods	1st	2nd	3rd	4th	Total
Wright State	14	16	24	23	77
IOWA	17	28	19	19	83

Last FG - WSU 4th-01:50, IOWA 4th-03:42.
 Largest lead - WSU by 5 2nd-08:00, IOWA by 21 3rd-08:40.
 WSU led for 05:55, IOWA led for 31:55. Game was tied for 02:10.

Game 5

Points	In	Off	2nd	Fast	Bench
	Paint	T/O	Chance	Break	
WSU	32	23	8-19	42.1%	7
IOWA	36	16	11	13	19

Score tied - 3 times.
 Lead changed - 6 times.



Official Basketball Box Score - Game Totals - Final Statistics
George Washington vs IOWA
11/27/15 1:30 p.m. at Cedar Park, Texas (Cedar Park Center)



George Washington 81 • 6-1

#	Player	Total			3-Ptr			Rebounds			PF	TP	A	TO	Bk	Stl	Min
		FG-FGA	FG-FGA	FT-FTA	FG-FGA	FG-FGA	FT-FTA	Off	Def	Tot							
03	WASHINGTON, Caira	5-10	0-0	1-1	3	3	6	5	11	1	5	1	1	34			
04	CHASE, Lauren	5-8	0-0	0-0	1	1	2	5	10	3	2	0	0	33			
13	CRANSHAW, Shannon	1-6	1-3	1-4	0	3	3	0	4	5	0	3	1	31			
24	CHANDLER, Alexis	2-5	0-0	2-2	1	1	2	2	6	3	2	0	1	29			
35	JONES, Jonquel	10-23	0-2	3-6	8	18	26	4	23	3	5	4	2	46			
05	BROWN, Aaliyah	1-3	0-2	0-0	2	1	3	0	2	2	0	0	1	9			
20	SCHABLE, Hannah	4-11	2-5	2-2	3	1	4	2	12	1	3	0	1	26			
25	PRANGE, Kellii	0-3	0-1	0-0	0	0	1	0	0	1	0	0	0	10			
34	CUMMINGS, Brianna	5-9	1-2	2-3	0	2	3	13	0	0	0	0	2	32			
	Team				0	1	1										
Totals		33-78	4-15	11-18	19	31	50	21	81	18	22	5	11	250			

1st FG %: 6-16 37.5% 2nd: 7-20 35.0% 3rd: 5-17 29.4% 4th: 9-12 75.0% Game: 33-78 42.3% Deadball Rebounds: 5
 3FG %: 0-2 0.0% 3-7 42.9% 0-2 0.0% 1-2 50.0%
 FT %: 3-3 100.0% 0-0 0.0% 2-3 66.7% 1-4 25.0% 11-18 61.1%

IOWA 77 • 5-1

#	Player	Total			3-Ptr			Rebounds			PF	TP	A	TO	Bk	Stl	Min
		FG-FGA	FG-FGA	FT-FTA	FG-FGA	FG-FGA	FT-FTA	Off	Def	Tot							
01	Kastanek, Alexa	2-12	0-5	2-2	1	3	4	3	6	3	2	0	0	39			
02	Disterhof, Ally	7-14	1-6	4-5	1	4	5	4	19	5	3	0	2	47			
04	Coley, Chase	8-12	1-1	5-7	0	10	10	2	22	1	4	0	0	40-			
15	Jennings, Whitney	4-11	2-7	3-4	0	5	3	13	2	6	0	6	47				
25	Peschel, Kali	2-6	0-1	4-4	2	3	5	4	8	0	0	1	1	32			
10	Gustafson, Megan	1-1	0-0	0-0	0	0	0	2	2	0	1	0	0	10			
11	Davis, Tania	0-0	0-0	0-0	0	1	1	2	0	2	0	0	0	5			
23	Buttenham, Christina	1-2	1-1	2-2	0	1	2	0	5	0	4	0	0	13			
34	Mohms, Carly	1-2	0-0	0-0	0	0	0	1	2	1	0	0	0	17			
	Team				3	1	4										
Totals		26-60	5-21	20-24	7	28	35	23	77	12	22	1	9	250			

1st FG %: 7-14 50.0% 2nd: 6-11 54.5% 3rd: 6-12 50.0% 4th: 3-8 37.5% Game: 26-60 43.3% Deadball Rebounds: 0
 3FG %: 1-4 25.0% 3-4 75.0% 1-5 20.0% 0-3 0.0%
 FT %: 2-2 100.0% 3-4 75.0% 3-4 75.0% 7-8 87.5%

Officials: Doug Williams, Stacie Blow, Jace Coody
 Technical fouls: George Washington-None. IOWA-None.
 Attendance: 627

Score by periods	1st	2nd	3rd	4th	OT	OT2	Total
George Washington	15	17	12	20	5	12	81
IOWA	17	18	16	13	5	8	77

Last FG - GW OT2-00:13, IOWA OT2-00:21.
 Largest lead - GW by 8 4th-04:32, IOWA by 11 3rd-07:41.
 GW led for 12:11, IOWA led for 23:43. Game was tied for 13:27.

Points	In	Off	2nd	Fast	Bench
	Paint	T/O	Chance	Break	
GW	40	24	11	2	7
IOWA	24	22	4	0	9

Score tied - 17 times.
 Lead changed - 8 times.

Game 6



Official Basketball Box Score - Game Totals - Final Statistics
Houston vs IOWA
11/28/15 11 a.m. at Cedar Park, Texas (Cedar Park Center)



Houston 50 • 1-5

#	Player	Total			3-Ptr			Rebounds			PF	TP	A	TO	Bk	Stl	Min
		FG-FGA	FG-FGA	FT-FTA	FG-FGA	FG-FGA	FT-FTA	Off	Def	Tot							
02	BLAKE, Jacqueline	0-6	0-0	0-0	1	0	1	3	0	0	3	0	1	9			
25	SMITH, Alecia	2-11	1-8	0-0	2	5	7	3	5	3	2	0	1	34			
22	AMERSON, Marche'	1-7	1-3	0-0	0	2	2	1	3	1	0	0	0	19			
23	HAWKINS, Serithia	5-15	1-1	1-3	8	1	9	2	12	1	5	1	1	30			
05	GRAVES, Kierra	1-10	0-0	2-2	2	0	2	0	4	2	2	0	3	29			
10	NEWMAN, Genecia	2-3	1-2	0-0	0	2	2	5	0	0	1	0	1	9			
21	PALMER, Jessieka	3-10	2-4	0-0	3	1	4	1	8	1	3	0	1	21			
24	MITCHELL, Mariah	2-7	1-3	0-0	0	2	2	4	5	0	0	0	0	21			
6	BROWN, Sharayla	0-1	0-0	0-2	3	2	5	2	0	0	1	0	0	6			
33	GILBERT, Tyler	4-9	0-0	0-0	5	2	7	3	8	0	0	1	0	22			
	Team				2	3	5										
Totals		20-79	7-21	3-7	26	20	46	19	50	8	16	2	8	200			

1st FG %: 4-24 16.7% 2nd: 5-21 23.8% 3rd: 7-18 38.9% 4th: 4-16 25.0% Game: 20-79 25.3% Deadball Rebounds: 2,2
 3FG %: 2-7 28.6% 1-6 16.7% 3-4 75.0% 1-4 25.0%
 FT %: 0-0 0.0% 0-2 0.0% 1-3 33.3% 3-7 42.9%

IOWA 64 • 6-1

#	Player	Total			3-Ptr			Rebounds			PF	TP	A	TO	Bk	Stl	Min
		FG-FGA	FG-FGA														



IOWA BASKETBALL

Season Box Scores

Official Basketball Box Score -- Game Totals -- Final Statistics
Robert Morris vs IOWA
12/6/15 1 p.m. at Carver-Hawkeye Arena

Robert Morris 50 • 4-4

#	Player	Total			3-Ptr			Rebounds			PF	TP	A	TO	Blk	Stl	Min
		FG-FGA	FG-FGA	FT-FTA	FG-FGA	FG-FGA	FT-FTA	Off	Def	Tot							
22	SMITH, Megan	f	3-12	0-1	2-2	3	5	8	2	8	1	0	1	1	28		
21	MULRAIN, Mikalah	c	0-3	0-0	1-2	3	5	8	3	1	1	1	0	0	26		
04	STAMOLAMPROU, A Nik	g	6-17	1-6	0-0	1	2	3	13	1	4	0	0	38			
10	NAVARRO, Rebecca	g	5-11	3-4	0-0	1	6	7	0	13	2	2	0	1	29		
14	RAVELLI, Ashley	g	2-9	1-7	0-0	0	2	2	0	5	3	3	0	2	34		
01	JONES, Jocelynn	e	1-5	0-0	1-2	2	2	4	1	3	0	2	0	1	12		
02	ADAMS, Nia	a	0-0	0-0	0-0	1	1	2	1	0	0	0	0	0	6		
11	BROWN, Janee	o	0-0	0-0	0-0	0	0	0	1	0	0	1	0	0	5		
12	MATALY, Lou	o	1-3	1-3	0-0	0	0	0	0	3	0	1	0	0	8		
20	WORMACK, Leah	o	2-6	0-0	0-0	2	1	3	2	4	0	1	2	0	14		
	Team					4	0	4									
	Totals		20-66	6-21	4-6	17	24	41	11	50	8	17	3	5	200		

1st FG %: 7-18 38.9% 2nd: 5-13 38.5% 3rd: 6-17 35.3% 4th: 2-18 11.1% Game: 20-66 30.3% Deadball Rebounds 1
3FG %: 2-9 22.2% 2-3 66.7% 0-3 0.0% 2-6 33.3% 6-21 28.6% 4-6 66.7%
FT %: 0-0 0.0% 0-0 0.0% 1-2 50.0% 1-2 50.0% 2-4 50.0%

IOWA 69 • 8-1

#	Player	Total			3-Ptr			Rebounds			PF	TP	A	TO	Blk	Stl	Min
		FG-FGA	FG-FGA	FT-FTA	FG-FGA	FG-FGA	FT-FTA	Off	Def	Tot							
25	Peschel, Kali	f	2-9	1-4	1-2	3	5	8	1	6	0	1	0	0	26		
04	Coley, Chase	c	1-4	0-0	2-2	3	2	5	2	4	2	3	1	1	16		
01	Kastanek, Alexa	a	1-4	1-3	0-0	0	1	1	1	3	3	2	0	1	19		
02	Disterhoft, Ally	g	6-9	2-4	2-3	1	2	3	0	16	3	1	1	0	31		
15	Jennings, Whitney	g	3-11	0-3	1-2	0	2	2	1	7	5	0	0	2	27		
03	Till, Claire	g	0-0	0-0	2-2	0	0	0	0	2	2	0	1	0	3		
10	Gustafson, Megan	g	6-9	0-0	3-3	0	6	6	1	15	0	1	2	1	23		
11	Davis, Tania	a	4-6	0-2	0-0	1	3	4	1	8	0	3	0	1	13		
21	Stewart, Hannah	o	1-2	0-0	0-0	0	0	0	0	2	0	0	0	0	2		
23	Buttenham, Christina	a	2-4	0-1	0-0	0	1	1	0	4	0	0	0	0	19		
24	Larson, Tagyn	o	0-0	0-0	0-0	0	0	0	0	0	0	0	0	0	2		
34	Mohns, Carly	o	1-3	0-2	0-0	2	4	6	0	2	3	2	0	0	17		
45	Smith, Nicole	o	0-0	0-0	0-0	0	0	0	0	0	0	0	0	0	2		
	Team					1	4	5									
	Totals		27-61	4-19	11-14	11	30	41	7	69	18	13	5	6	200		

1st FG %: 4-14 28.6% 2nd: 7-16 43.8% 3rd: 7-16 43.8% 4th: 9-15 60.0% Game: 27-61 44.3% Deadball Rebounds 2
3FG %: 0-4 0.0% 1-6 16.7% 1-4 25.0% 2-5 40.0% 4-19 21.1% 5-16 31.3%
FT %: 4-4 100.0% 2-2 100.0% 3-6 50.0% 2-5 40.0% 11-14 78.6%

Officials: Angie Enlund, Kevin Pethel, Bruce Morris
Technical fouls: Robert Morris-None. IOWA-None.
Attendance: 6920

Score by periods	1st	2nd	3rd	4th	Total
Robert Morris	16	12	13	9	50
IOWA	12	17	18	22	69

Last FG - RMU 4th-00:46, IOWA 4th-01:07.
Largest lead - RMU by 10 1st-07:48, IOWA by 22 4th-01:07.
RMU led for 17:30, IOWA led for 21:29. Game was tied for 02:01.

Game 9

Points	In	Off	2nd	Fast	Bench
RMU	20	7	10	5	10
IOWA	36	17	7	19	33

Score tied - 2 times.
Lead changed - 1 time.



Official Basketball Box Score -- Game Totals -- Final Statistics
IOWA vs Iowa State
12-11-15 7:06 p.m. at Hilton Coliseum - Ames, Io



IOWA 66 • 8-2

#	Player	Total			3-Ptr			Rebounds			PF	TP	A	TO	Blk	Stl	Min
		FG-FGA	FG-FGA	FT-FTA	FG-FGA	FG-FGA	FT-FTA	Off	Def	Tot							
01	Kastanek, Alexa	*	4-10	3-6	3-3	0	4	4	1	14	1	2	0	2	29		
02	Disterhoft, Ally	*	8-18	1-3	9-12	3	5	8	1	26	3	1	3	4	39		
04	Coley, Chase	*	5-10	0-0	2-3	1	3	4	2	12	1	0	2	1	28		
15	Jennings, Whitney	*	0-7	0-2	2-2	0	2	2	3	2	3	4	0	2	30		
25	Peschel, Kali	*	1-4	0-1	0-0	2	1	3	5	2	0	1	0	0	15		
03	Till, Claire	*	0-0	0-0	0-0	0	0	0	0	0	0	0	0	0	2		
10	Gustafson, Megan	*	1-3	0-0	0-0	2	1	3	0	2	0	1	0	0	11		
11	Davis, Tania	*	2-4	0-1	0-0	0	2	2	3	4	1	0	0	0	16		
23	Buttenham, Christina	*	1-2	0-0	0-0	0	1	1	3	2	0	1	0	0	15		
34	Mohns, Carly	*	1-4	0-1	0-0	2	2	4	3	2	2	0	0	0	15		
	Team					2	1	3									
	Totals		23-62	4-14	16-20	12	22	34	24	66	11	10	5	9	200		

1st FG %: 5-20 25.0% 2nd: 6-13 46.2% 3rd: 8-14 57.1% 4th: 4-15 26.7% Game: 23-62 37.1% Deadball Rebounds 2
3FG %: 0-1 0.0% 2-4 50.0% 1-3 33.3% 1-6 16.7% 4-14 28.6%
FT %: 2-2 100.0% 7-7 100.0% 4-5 80.0% 3-6 50.0%

Iowa State 69 • 5-3

#	Player	Total			3-Ptr			Rebounds			PF	TP	A	TO	Blk	Stl	Min
		FG-FGA	FG-FGA	FT-FTA	FG-FGA	FG-FGA	FT-FTA	Off	Def	Tot							
11	Buckley, Jadda	*	3-8	1-2	5-6	0	2	2	1	12	6	2	0	0	39		
12	Johnson, Seanna	*	7-12	0-1	8-9	4	6	10	3	22	5	5	1	0	38		
15	Blaskowsky, Nicole	*	3-9	3-7	0-2	1	4	5	2	9	1	3	0	0	38		
22	Starks, TeeTee	*	0-2	0-1	0-0	0	2	2	1	0	0	2	0	0	14		
44	Fernstrom, Bryanna	*	1-3	0-0	0-0	0	4	4	3	2	1	0	3	0	13		
03	Durr, Emily	*	0-0	0-0	0-0	0	0	0	0	0	0	0	0	0	1		
21	Carleton, Bridget	*	5-14	1-5	0-1	1	3	4	4	11	0	2	4	1	29		
30	Ricketts, Claire	*	0-0	0-0	0-0	0	0	0	1	0	0	0	0	0	1		
32	Burkhal, Meredith	*	5-7	0-0	3-5	4	4	8	2	13	0	0	1	2	27		
	Team					3	3	6									
	Totals		24-55	5-16	16-23	13	28	41	17	69	13	15	9	3	200		

1st FG %: 5-12 41.7% 2nd: 4-14 28.6% 3rd: 7-14 50.0% 4th: 8-15 53.3% Game: 24-55 43.6% Deadball Rebounds 2
3FG %: 1-2 50.0% 1-6 16.7% 1-3 33.3% 2-5 40.0% 5-16 31.3%
FT %: 3-4 75.0% 5-7 71.4% 3-4 75.0% 3-5 60.0%

Officials: Bob Trammell, Jesse Dickerson, Cameron Inouye
Technical fouls: IOWA-None. Iowa State-None.
Attendance: 11373
AP Ranking: Iowa #23
Fouled Out: UI #25 Peschel @ 0:55.8

Game 10

Score by periods	1st	2nd	3rd	4th	Total
IOWA	12	21	21	12	66
Iowa State	14	14	18	23	69

Last FG - IOWA 4th-00:37, ISU 4th-01:17.
Largest lead - IOWA by 11 3rd-06:58, ISU by 6 4th-01:17.
IOWA led for 25:20, ISU led for 09:13. Game was tied for 05:27.

Score tied - 8 times.
Lead changed - 13 times.



Official Basketball Box Score -- Game Totals -- Final Statistics
Bradley vs IOWA
12/19/15 5 p.m. at Carver-Hawkeye Arena



Bradley 53 • 4-5

#	Player	Total			3-Ptr			Rebounds			PF	TP	A	TO	Blk	Stl	Min
		FG-FGA	FG-FGA	FT-FTA	FG-FGA	FG-FGA	FT-FTA	Off	Def	Tot							
00	Brewer, Danielle	f	3-7	1-1	0-0	1	7	8	2	7	2	4	0	0	22		
11	Sims, Tamya	f	3-7	0-0	3-6	2	3	5	3	9	0	1	3	0	32		
14	Yelle, Kat	g	0-0	0-0	0-0	1	1	2	5	0	3	2	0	1	27		
23	Lerma, Leti	g	2-11	0-1	3-3	1	5	6	4	7	0	2	1	1	29		
33	Schlueter, Anneke	g	4-16	3-11	2-3	0	3	3	1	13	0	2	1	2	31		
10	Green, Gabby	a	1-4	0-0	0-1	1	3	4	0	2	0	5	0	1	15		
20	Burrell, Shareece	a	4-5	0-0	1-2	1	3	4	0	9	0	2	0	2	23		
21	Van Cleave, Haley	o	0-1	0-1	0-0	0	0	0	0	0	0	0	0	0	5		
24	Kendall, Sameia	o	0-0	0-0	0-0	0	0	0	1	0	0	0	0	0	1		
30	Tinjum, Whitney	o	3-6	0-2	0-0	0	2	2	4	6	0	1	0	0	14		
44	Markert, Vanessa	o	0-0	0-0	0-0	0	0	0	0	0	0	0	0	0	2		
	Team					5	3	8									
	Totals		20-57	4-16	9-15	12	30	42	20	53	5	19	5	7	201		

1st FG %: 3-16 18.8% 2nd: 6-15 40.0% 3rd: 4-12 33.3% 4th: 7-14 50.0% Game: 20-57 35.1% Deadball Rebounds 1
3FG %: 0-3 0.0% 1-6 16.7% 0-3 0.0% 3-4 75.0% 4-16 25.0%
FT %: 1-2 50.0% 1-2 50.0% 2-6 33.3% 5-5 100.0%

IOWA 60 • 9-2

#	Player	Total			3-Ptr			Rebounds			PF	TP	A	TO	Blk	Stl	Min
		FG-FGA	FG-FGA	FT-FTA	FG-FGA	FG-FGA	FT-FTA	Off	Def	Tot							
02	Disterhoft, Ally	f	4-7	2-3	6-10	1	4	5	3	16	1	4	1	1	31		
25	Peschel, Kali	f	1-3	1-2	0-0	1	2	3	3	1	1	1	1	1	25		
04	Coley, Chase	c	4-10	0-0	0-0	2	4	6	2	8	0	1	0	0	18		
01	Kastanek, Alexa	g	4-13	1-7	2-2	1	3	4	0	11	3	3	0	1	25		
11	Davis, Tania	g	1-9	0-5	1-2	1	2	3	0	3	5	4	0	4	29		
03	Till, Claire	o	1-1	0-0	0-0	2	3	5	2	0	1	0	0	0	7		
10	Gustafson, Megan	o	2-3	0-0	0-0	0	7	7	1	4	0	1	4	0	20		
15	Jennings, Whitney	o	3-9	2-5	0-0	0	4	4	3	8	1	1	0	1	22		
23	Buttenham, Christina	o	3-8	1-6	0-0	2	0	2	1	7	4	0	0	1	23		
	Team					4	1	5									
	Totals		22-63	7-28	9-14	14	30	44	15								



IOWA BASKETBALL

Season Box Scores



Official Basketball Box Score - Game Totals - Final Statistics

IOWA vs Nebraska

12/31/15 1:06 p.m. at Pinnacle Bank Arena (Lincoln, Neb.)



IOWA 74 • 11-2, 1-0

#	Player	Total			3-Ptr			Rebounds			PF	TP	A	TO	Blk	Stl	Min
		FG-FGA	FT-FTA	Reb Tot	FG-FGA	FT-FTA	Off	Def	Off	Def							
04	Coley, Chase	f	6-9	0-0	4-5	1	5	6	2	16	0	3	0	1	1	19	
25	Peschel, Kali	f	1-3	0-1	2-2	1	7	8	1	4	1	3	1	0	2	23	
01	Kastanek, Alexa	g	5-8	2-5	1-2	0	3	3	3	13	0	2	0	2	3	33	
02	Disterhoff, Ally	g	7-14	2-5	1-2	4	7	11	2	17	1	4	0	0	3	35	
15	Jennings, Whitney	g	1-8	1-4	3-4	1	4	5	4	6	4	2	1	2	3	2	
03	Till, Claire	g	0-0	0-0	2-2	2	1	3	2	6	0	2	1	0	5		
10	Gustafson, Megan	g	3-7	0-0	0-0	1	2	3	3	6	1	3	0	0	1	16	
11	Davis, Tania	g	2-5	1-2	2-2	1	0	1	1	7	4	3	0	0	2	21	
23	Buttenham, Christina	g	1-3	1-3	0-0	1	5	6	1	3	2	0	0	0	1	16	
Team			2	3	5					2							
Totals			26-57	7-20	15-19	14	37	51	19	74	13	24	6	5	20	200	

1st FG %:	6-16	37.5%	2nd:	9-16	56.3%	3rd:	7-17	41.2%	4th:	4-8	50.0%	Game:	26-57	45.6%	Deadball	
3FG %:	3-7	42.9%		2-5	40.0%		1-6	16.7%		1-2	50.0%		7-20	35.0%	Rebounds	2
FT %:	3-3	100.0%		4-4	100.0%		0-0	0.0%		8-12	66.7%		15-19	78.9%		

Nebraska 68 • 9-3, 0-1

#	Player	Total			3-Ptr			Rebounds			PF	TP	A	TO	Blk	Stl	Min
		FG-FGA	FT-FTA	Reb Tot	FG-FGA	FT-FTA	Off	Def	Off	Def							
32	Shepard, Jessica	f	10-20	0-0	8-13	1	7	8	3	28	0	2	0	0	3	39	
22	Havers, Allie	c	3-5	0-0	0-0	1	4	5	2	6	1	1	0	0	2	27	
04	Clark, Kyndal	g	1-5	0-3	0-0	1	2	3	5	2	3	0	0	3	34		
05	Romeo, Natalie	g	4-9	3-5	4-4	0	1	2	15	4	2	0	4	4	40		
33	Theriot, Rachel	g	7-25	1-3	0-0	1	2	3	15	9	3	1	1	1	40		
12	Wood, Emily	g	0-0	0-0	0-0	0	0	0	0	0	0	0	0	0	4		
31	Kalenta, Anya	g	1-5	0-1	0-0	2	1	3	2	2	0	1	1	1	9		
34	Cincrope, Jasmine	g	0-2	0-0	0-0	0	1	1	4	0	0	0	0	1	7		
Team			4	1	5					0							
Totals			26-71	4-12	12-17	10	19	29	21	68	17	9	2	10	20	200	

1st FG %:	8-20	40.0%	2nd:	3-16	18.8%	3rd:	7-19	36.8%	4th:	7-19	36.8%	Game:	26-71	36.6%	Deadball	
3FG %:	0-1	0.0%		0-3	0.0%		1-1	100.0%		4-12	33.3%		12-17	70.6%	Rebounds	3
FT %:	1-1	100.0%		5-8	62.5%		2-2	100.0%		3-6	66.7%		4-7	66.7%		

Officials: Brian Hall, Michael McConnell, Missy Brooks
Technical fouls: IOWA-None. Nebraska-None.
Attendance: 7329

Game 13

Score by periods	1st	2nd	3rd	4th	Total
IOWA	18	24	15	17	74
Nebraska	17	11	19	21	68

Points	In	Off	2nd	Fast	Bench
	Paint	T/O	Chance	Break	
IOWA	26	11	12	4	18
NEB	36	21	8	4	2

Last FG - IOWA 4th-02:08, NEB 4th-00:17.
Largest lead - IOWA by 16 3rd-09:29, NEB by 6 1st-07:10.
IOWA led for 33:20. NEB led for 05:23. Game was tied for 01:17.
Score tied - 3 times.
Lead changed - 5 times.



Official Basketball Box Score - Game Totals - Final Statistics

Rutgers vs IOWA

1/4/16 7 p.m. at Carver-Hawkeye Arena



Rutgers 65 • 10-4, 1-1

#	Player	Total			3-Ptr			Rebounds			PF	TP	A	TO	Blk	Stl	Min
		FG-FGA	FT-FTA	Reb Tot	FG-FGA	FT-FTA	Off	Def	Off	Def							
02	Copper, Kahleah	f	9-18	2-4	0-0	3	4	7	4	20	2	3	0	1	38		
01	Hollivay, Rachel	c	6-10	0-0	0-2	2	4	6	4	12	0	2	3	2	28		
03	Scaife, Tyler	g	8-15	2-6	0-0	2	2	4	4	18	2	3	0	3	33		
04	Canby, Briyona	g	2-10	0-0	2-2	3	3	6	3	6	5	1	0	2	34		
11	Jeune, Alyah	g	0-6	0-4	0-0	0	1	1	0	1	1	0	1	0	31		
05	Jeune, Alyah	g	1-1	1-1	0-0	2	1	3	2	3	1	0	0	0	9		
12	Sanders, Khadaizha	g	0-2	0-0	0-0	0	0	0	2	0	5	0	0	1	15		
13	Hernandez, Cynthia	g	0-0	0-0	0-0	0	0	0	0	0	0	0	0	0	0		
40	Harris, Victoria	g	3-6	0-0	0-0	2	1	3	0	6	0	0	0	2	9		
43	Butts, Ariel	g	0-0	0-0	0-0	0	0	0	0	0	0	0	1	0	3		
Team			0	1	1					0							
Totals			29-68	5-15	2-4	14	17	31	20	65	16	13	3	12	200		

1st FG %:	9-16	56.3%	2nd:	8-15	53.3%	3rd:	7-19	36.8%	4th:	5-18	27.8%	Game:	29-68	42.6%	Deadball	
3FG %:	1-2	50.0%		2-6	33.3%		2-3	66.7%		4-4	0.0%		5-15	33.3%	Rebounds	2
FT %:	0-0	0.0%		0-0	0.0%		0-0	0.0%		2-4	50.0%		5-13	38.5%		

IOWA 69 • 12-2, 2-0

#	Player	Total			3-Ptr			Rebounds			PF	TP	A	TO	Blk	Stl	Min
		FG-FGA	FT-FTA	Reb Tot	FG-FGA	FT-FTA	Off	Def	Off	Def							
02	Disterhoff, Ally	f	7-11	0-2	1-3	0	3	3	0	15	4	3	2	0	38		
25	Peschel, Kali	f	0-0	0-0	2-2	1	2	3	1	2	0	2	0	0	15		
04	Coley, Chase	c	5-8	0-0	0-0	1	3	4	2	10	0	2	0	1	20		
01	Kastanek, Alexa	g	5-11	5-10	5-8	0	2	2	0	20	3	5	0	3	36		
15	Jennings, Whitney	g	4-7	1-2	1-2	0	4	4	1	10	4	3	0	1	35		
10	Gustafson, Megan	g	3-6	0-0	0-2	2	4	6	0	6	1	0	3	0	20		
11	Davis, Tania	g	0-1	0-0	6-6	1	2	3	1	6	1	3	0	0	28		
23	Buttenham, Christina	g	0-0	0-0	0-0	0	0	0	0	0	0	2	2	0	8		
Team			3	6	9					1							
Totals			24-44	6-14	15-23	8	26	34	5	69	15	21	5	5	200		

1st FG %:	7-13	53.8%	2nd:	7-9	77.8%	3rd:	5-12	41.7%	4th:	5-10	50.0%	Game:	24-44	54.5%	Deadball	
3FG %:	2-5	40.0%		1-1	100.0%		2-5	40.0%		1-3	33.3%		6-14	42.9%	Rebounds	3
FT %:	2-4	50.0%		0-0	0.0%		11-13	84.6%		2-6	33.3%		15-23	65.2%		

Officials: Dee Kantner, Joseph Vaszily, Angelica Suffren
Technical fouls: Rutgers-None. IOWA-None.
Attendance: 4959

Game 14

Score by periods	1st	2nd	3rd	4th	Total
Rutgers	19	18	16	12	65
IOWA	18	15	23	13	69

Points	In	Off	2nd	Fast	Bench
	Paint	T/O	Chance	Break	
IOWA	16	17	16	0	12
RU	24	23	11	8	9

Last FG - RU 4th-01:19, IOWA 4th-02:40.
Largest lead - RU by 6 3rd-09:45, IOWA by 7 2nd-03:45.
RU led for 11:52. IOWA led for 25:09. Game was tied for 02:52.
Score tied - 4 times.
Lead changed - 14 times.



Official Basketball Box Score - Game Totals - Final Statistics

IOWA vs Michigan

01/07/16 7:00 PM at Crisler Center, Ann Arbor, MI



IOWA 75 • 12-3, 2-1

#	Player	Total			3-Ptr			Rebounds			PF	TP	A	TO	Blk	Stl	Min
		FG-FGA	FT-FTA	Reb Tot	FG-FGA	FT-FTA	Off	Def	Off	Def							
04	Coley, Chase	f	7-10	0-0	4-4	0	3	3	2	18	1	1	2	1	20		
25	Peschel, Kali	f	1-5	0-3	0-0	1	1	2	2	0	2	1	0	1	18		
01	Kastanek, Alexa	g	3-8	3-8	0-0	0	7	7	1	9	4	5	0	0	28		
02	Disterhoff, Ally	g	5-9	2-3	2-3	1	4	5	4	14	3	3	0	1	38		
15	Jennings, Whitney	g	3-10	2-5	0-0	2	1	3	5	8	6	2	0	1	36		
10	Gustafson, Megan	g	5-6	0-0	4-4	0	3	3	0	14	0	2	2	0	20		
11	Davis, Tania	g	3-10	1-3	0-0	0	0	0	1	7	3	1	0	0	20		
23	Buttenham, Christina	g	1-3	1-3	0-0	2	2										



IOWA BASKETBALL

Season Box Scores



Official Basketball Box Score - Game Totals - Final Statistics
IOWA vs Wisconsin
01/13/16 7:00 pm at Kohl Center, Madison, Wis



IOWA 57 • 13-4, 3-2

#	Player	F	Total			3-Ptr			Rebounds			PF	TP	A	TO	Bk	Stl	Min
			FG-FGA	FG-FGA	FT-FTA	FG-FGA	FG-FGA	FT-FTA	Off	Def	Tot							
02	Disterhoft, Ally	f	8-9	1-1	1-1	2	3	5	1	18	2	2	1	2	36			
25	Peschel, Kali	f	2-4	2-4	0-0	0	5	5	3	6	0	4	0	1	21			
04	Coley, Chase	c	3-9	0-0	1-2	0	4	4	3	7	0	0	0	1	25			
01	Kastanek, Alexa	g	1-6	1-6	0-0	0	1	1	4	3	4	0	0	1	24			
15	Jennings, Whitney	g	4-11	2-4	1-2	0	0	0	2	11	1	1	0	0	38			
03	Till, Claire	g	0-0	0-0	0-0	0	1	1	0	0	0	0	0	0	3			
10	Gustafson, Megan	g	2-8	0-0	1-2	1	3	4	0	5	1	0	1	0	15			
11	Davis, Tania	g	1-4	0-2	0-0	0	3	3	0	2	2	1	0	0	19			
23	Buttenham, Christina	g	2-3	1-2	0-0	4	2	6	1	5	0	1	0	1	19			
Team						3	4	7										
Totals			23-54	7-19	4-7	10	26	36	14	57	9	13	2	6	200			

1st - FG %: 4-14 28.6% 2nd: 9-17 52.9% 3rd: 8-13 61.5% 4th: 2-10 20.0% Game: 23-54 42.6% Deadball Rebounds 1
 3FG %: 3-6 50.0% 1-5 20.0% 3-3 100.0% 0-5 0.0% 7-19 36.8%
 FT %: 0-0 0.0% 0-0 0.0% 2-3 66.7% 2-4 50.0% 4-7 57.1%

Wisconsin 54 • 6-9, 2-3

#	Player	F	Total			3-Ptr			Rebounds			PF	TP	A	TO	Bk	Stl	Min
			FG-FGA	FG-FGA	FT-FTA	FG-FGA	FG-FGA	FT-FTA	Off	Def	Tot							
25	Johnson, Michala	f	4-6	0-0	2-3	1	5	6	1	10	1	1	1	0	32			
40	Young, Ayyanna	f	6-9	0-0	0-0	1	6	7	5	12	0	1	0	2	30			
01	Whyte, Dakota	g	4-10	2-6	4-4	0	5	5	2	14	4	1	2	1	35			
04	Bauman, Nicole	g	7-15	2-6	0-0	3	2	5	2	16	3	4	1	1	38			
23	McMorris, Cayla	g	0-4	0-3	0-0	0	0	0	2	0	0	2	0	1	18			
05	Marble, Roichelle	g	0-3	0-2	0-0	1	1	2	0	0	2	0	0	0	15			
11	Howard, Marsha	g	1-3	0-1	0-0	0	1	1	0	2	0	1	0	0	10			
22	Cichy, Tessa	g	0-3	0-0	0-0	1	0	1	0	0	1	0	0	0	14			
41	Gambino, Rosanna	g	0-1	0-0	0-0	0	1	1	2	0	0	0	0	0	8			
Team						0	0	0										
Totals			22-54	4-18	6-7	7	21	28	14	54	11	10	4	5	200			

1st - FG %: 7-15 46.7% 2nd: 3-11 27.3% 3rd: 5-12 41.7% 4th: 7-16 43.8% Game: 22-54 40.7% Deadball Rebounds 0,2
 3FG %: 0-3 0.0% 3-6 50.0% 0-0 0.0% 1-5 20.0% 4-8 50.0%
 FT %: 2-2 100.0% 0-0 0.0% 0-0 0.0% 1-5 80.0% 4-8 75.0%

Officials: Laura Morris, Maj Forsberg, Angelica Suffren
 Technical fouls: IOWA-None. Wisconsin-None.
 Attendance: 3235

Game 17

Score by periods	1st	2nd	3rd	4th	Total
IOWA	11	19	21	6	57
Wisconsin	16	9	10	19	54

Points	In	Off	2nd	Fast	Bench
	Paint	T/O	Chance	Break	
IOWA	28	7	11	5	12
WIS	28	8	8	2	2

Last FG - IOWA 4th-04:22, WIS 4th-00:52.
 Largest lead - IOWA by 16 3rd-00:12, WIS by 5 1st-00:19.
 IOWA led for 26:00, WIS led for 10:55. Game was tied for 03:05.

Score tied - 4 times.
 Lead changed - 5 times.



Official Basketball Box Score - Game Totals - Final Statistics
IOWA vs Michigan State
01/16/16 4:30 p.m. at East Lansing, Mich. (Breslin Center)



IOWA 73 • 13-5, 3-3 B1G

#	Player	F	Total			3-Ptr			Rebounds			PF	TP	A	TO	Bk	Stl	Min
			FG-FGA	FG-FGA	FT-FTA	FG-FGA	FG-FGA	FT-FTA	Off	Def	Tot							
04	Coley, Chase	f	3-5	0-0	0-1	0	2	2	2	6	0	0	0	1	19			
01	Kastanek, Alexa	g	2-4	0-2	0-0	1	3	4	3	4	1	2	0	0	14			
02	Disterhoft, Ally	g	4-10	1-2	4-6	0	7	7	2	13	2	1	0	0	38			
15	Jennings, Whitney	g	6-15	1-4	2-2	1	0	1	5	15	3	7	0	0	32			
25	Peschel, Kali	g	3-6	3-4	3-4	0	4	4	4	12	1	2	0	0	30			
10	Gustafson, Megan	g	2-2	0-0	3-3	3	2	5	5	7	0	1	2	0	21			
11	Davis, Tania	g	5-12	4-5	2-4	3	3	6	1	16	5	3	0	0	26			
23	Buttenham, Christina	g	0-2	0-1	0-0	2	3	5	1	0	1	1	0	0	20			
Team						4	2	6										
Totals			25-56	9-18	14-20	14	26	40	23	73	13	18	2	1	200			

1st - FG %: 5-10 50.0% 2nd: 7-10 70.0% 3rd: 3-4 75.0% 4th: 10-22 45.5% Game: 25-56 44.6% Deadball Rebounds 1
 3FG %: 3-4 75.0% 3-4 75.0% 1-5 20.0% 2-5 40.0% 9-18 50.0%
 FT %: 3-4 75.0% 3-4 75.0% 4-4 100.0% 4-8 50.0%

Michigan State 80 • 13-4, 4-2 B1G

#	Player	F	Total			3-Ptr			Rebounds			PF	TP	A	TO	Bk	Stl	Min
			FG-FGA	FG-FGA	FT-FTA	FG-FGA	FG-FGA	FT-FTA	Off	Def	Tot							
04	Hines, Jasmine	f	4-9	0-0	5-6	3	3	6	4	13	1	1	0	1	27			
23	Powers, Aerial	f	8-15	0-2	7-8	1	6	7	3	23	3	2	0	1	36			
45	Taylor, Akyah	f	2-3	0-0	1-5	5	1	6	1	5	2	0	0	2	24			
01	Jankoska, Tori	g	4-14	1-6	9-11	1	4	5	3	18	3	0	0	0	38			
10	Agee, Brandandis	g	5-11	2-4	2-2	2	5	7	4	14	1	3	1	2	33			
02	Miller, Cara	g	0-1	0-1	0-0	0	0	0	0	0	0	0	0	0	2			
13	Green, Morgan	g	3-8	0-2	0-0	3	1	4	3	6	1	1	2	0	27			
33	Allen, Jenna	g	0-3	0-0	1-2	1	0	1	0	1	1	0	0	0	13			
Team						1	1	2										
Totals			26-64	3-15	25-34	17	21	38	18	80	12	7	3	6	200			

1st - FG %: 6-18 33.3% 2nd: 3-18 16.7% 3rd: 8-13 61.5% 4th: 9-15 60.0% Game: 26-64 40.6% Deadball Rebounds 1
 3FG %: 1-6 16.7% 1-4 25.0% 1-2 33.3% 0-2 0.0% 3-15 20.0%
 FT %: 0-0 0.0% 3-6 50.0% 6-9 66.7% 16-19 84.2% 25-34 73.5%

Officials: Sue Blauch, Bryan Enterline, Denise Brooks
 Technical fouls: IOWA-None. Michigan State-None.
 Attendance: 9017

Score by periods	1st	2nd	3rd	4th	Total
IOWA	16	20	11	26	73
Michigan State	13	10	23	34	80

Last FG - IOWA 4th-00:32, MSU 4th-01:59.
 Largest lead - IOWA by 16 2nd-00:26, MSU by 14 4th-04:12.
 IOWA led for 24:00, MSU led for 12:40. Game was tied for 03:02.

Game 18

Points	In	Off	2nd	Fast	Bench
	Paint	T/O	Chance	Break	
IOWA	22	11	22	5	23
MSU	36	21	16	6	7

Score tied - 4 times.
 Lead changed - 8 times.



Official Basketball Box Score - Game Totals - Final Statistics
Penn State vs IOWA
1/20/16 7 p.m. at Carver-Hawkeye Arena



Penn State 82 • 7-11, 2-5

#	Player	F	Total			3-Ptr			Rebounds			PF	TP	A	TO	Bk	Stl	Min
			FG-FGA	FG-FGA	FT-FTA	FG-FGA	FG-FGA	FT-FTA	Off	Def	Tot							
15	Mitchell, Kaliyah	f	4-9	1-1	3-4	2	5	7	3	12	0	3	0	3	29			
25	Whitted, Peyton	f	5-6	0-0	4-4	3	7	10	3	14	0	1	0	1	36			
03	Banks, Brianna	g	5-11	1-4	5-6	0	3	3	4	16	3	2	1	1	24			
11	Page, Teniya	g	4-10	1-3	5-6	2	5	7	2	14	4	2	1	1	38			
12	Spann, Lindsey	g	5-14	2-7	4-4	0	6	6	1	16	8	3	0	2	36			
01	Agee, Candice	g	3-4	0-0	0-0	0	2	2	3	6	0	2	0	0	10			
22	Knizner, Leah	g	0-0	0-0	0-0	1	0	1	0	0	0	0	0	0	6			
23	Williams, Jaylen	g	2-3	0-0	0-0	2	4	6	5	4	0	1	2	0	13			
24	Thomas, Ashanti	g	0-0	0-0	0-0	0	0	0	4	0	1	2	0	0	8			
Team						4	2	6										
Totals			28-57	5-15	21-24	14	34	48	26	82	15	17	5	8	200			

1st - FG %: 12-16 75.0% 2nd: 5-13 38.5% 3rd: 5-17 29.4% 4th: 2-11 18.2% Game: 28-57 49.1% Deadball Rebounds 2
 3FG %: 1-2 50.0% 2-5 40.0% 1-3 33.3% 5-15 33.3%
 FT %: 0-0 0.0% 9-10 90.0% 2-2 100.0% 10-12 83.3% 21-24 87.5%

IOWA 69 • 13-6, 3-4

#	Player	F	Total			3-Ptr			Rebounds			PF	TP	A	TO	Bk	Stl	Min
			FG-FGA	FG-FGA	FT-FTA	FG-FGA	FG-FGA	FT-FTA	Off	Def	Tot							
02	Disterhoft, Ally	f	3-14	1-5	6-9	4	3	7	0	13	3	1	2	1	36			
25	Peschel, Kali	f	2-5	1-4	1-2	1	1	2	5	6	1	4	0	0	19			
04	Coley, Chase	c	7-10	0-0	2-4	1	3	4	3	16	1	1	0	1	26			
01	Kastanek, Alexa	g	2-10	1-8	3-3	0	1	1	2	8	2	2	0	0	26			
15	Jennings, Whitney	g	4-8	1-3	2-2	1	1	2	5	11	3	1	0	0	26			
10	Gustafson, Megan	g	2-5	0-0	1-2	2	2	4	3	5	1	1	1	1	16			
11	Davis, Tania	g	4-12	0-3	1-2	1	2	3	1	9	6	2	0	4	25			
23	Buttenham, Christina	g	0-4	0-2	1-2	4	2	6	1	1	0	0	0	0	16			
Team						4	1	5										
Totals			24-68	4-25	17-26	18	16	34	20	69	18	12	3	9	200			

1st - FG %: 6-16 37.5% 2nd: 7-17 41.2% 3rd: 5-16 31.3% 4th: 6-19 31.6% Game: 24-68 35.3% Deadball Rebounds 1
 3FG %: 1-6 16.7% 2-6 33.3% 1-6 16.7% 4-25 16.0%
 FT %: 6-8 75.0% 3-6 50.0% 1-1 100.0% 7-11 63.6% 17-26 65.4%



IOWA BASKETBALL

Season Box Scores



Official Basketball Box Score - Game Totals - Final Statistics
Michigan vs IOWA
1/28/16 7 p.m. at Carver-Hawkeye Arena



Michigan 69 • 11-9, 3-6

#	Player	Total			3-Ptr			Rebounds			PF	TP	A TO	Blk	Stl	Min	
		FG-FGA	FG-FGA	FT-FTA	FG-FGA	FG-FGA	FT-FTA	Off	Def	Tot							
32	Mitchell, Kelsey	f	5-10	0-0	1-2	1	4	5	3	11	1	2	0	2	27		
30	Thome, Hallie	c	4-9	0-0	2-5	6	2	8	4	10	0	2	1	0	25		
01	Ristovski, Madison	g	5-9	1-3	0-0	1	1	2	3	11	4	1	0	2	25		
02	Thompson, Siera	g	0-4	0-1	0-0	0	4	4	2	0	6	1	0	0	36		
03	Flaherty, Katelynn	g	12-18	5-8	2-3	0	2	2	4	31	2	2	1	0	35		
10	Munger, Nicole	g	0-0	0-0	0-0	0	1	1	4	0	1	0	0	1	10		
11	Dunston, Jillian	g	0-1	0-0	0-0	0	4	4	0	0	1	1	0	0	12		
20	Williams, Danielle	g	0-2	0-1	0-0	0	1	1	2	0	1	1	0	0	13		
21	Trammel, Sam	g	0-0	0-0	0-0	0	0	0	1	0	1	0	0	0	3		
34	Brozowski, Boogie	g	1-5	0-3	4-4	1	0	1	0	6	2	2	0	1	14		
Team						1	2	3									
Totals			27-58	6-16	9-14	10	21	31	23	69	17	13	3	6	200		
1st - FG %:		9-14	64.3%	2nd:	6-14	42.9%	3rd:	7-15	46.7%	4th:	5-15	33.3%	Game:		27-58	46.6%	Deadball
3FG %:		3-4	75.0%	2-7	28.6%	0-2	0.0%	1-3	33.3%	6-16	37.5%			Rebounds	2		
FT %:		2-4	50.0%	4-4	100.0%			1-2	50.0%								

IOWA 85 • 13-7, 4-5

#	Player	Total			3-Ptr			Rebounds			PF	TP	A TO	Blk	Stl	Min	
		FG-FGA	FG-FGA	FT-FTA	FG-FGA	FG-FGA	FT-FTA	Off	Def	Tot							
25	Peschel, Kali	f	0-0	0-0	0-0	0	1	1	1	0	0	0	0	0	3		
10	Gustafson, Megan	c	3-10	0-0	4-5	6	6	12	3	10	1	3	3	1	22		
02	Disterhoft, Ally	g	5-12	3-7	3-6	2	3	5	2	16	3	2	1	2	37		
11	Davis, Tania	g	6-10	4-8	2-2	0	0	0	2	18	5	0	1	0	35		
15	Jennings, Whitney	g	0-7	0-4	8-8	0	1	1	1	8	6	3	0	0	32		
04	Kastanek, Alexa	g	3-6	1-4	0-0	0	1	1	0	7	2	1	0	0	17		
01	Coley, Chase	g	7-9	0-0	7-8	1	9	10	4	21	3	1	2	1	32		
21	Stewart, Hannah	g	0-0	0-0	0-0	0	0	0	0	0	1	0	0	0	2		
23	Buttenham, Christina	g	1-5	1-5	2-2	4	2	6	1	5	0	2	0	0	20		
Team						2	1	3									
Totals			25-59	9-28	26-31	15	24	39	14	85	21	12	7	4	200		
1st - FG %:		9-17	52.9%	2nd:	4-13	30.8%	3rd:	9-18	50.0%	4th:	3-11	27.3%	Game:		25-59	42.4%	Deadball
3FG %:		5-10	50.0%	2-7	28.6%	1-5	20.0%	1-6	16.7%	9-28	32.1%			Rebounds	3		
FT %:		0-0	0.0%	9-10	90.0%	4-5	80.0%			26-31	83.9%						

Officials: Lisa Mattingly, Mark Zentz, Amy Bonner
Technical fouls: Michigan-None, Iowa-None.
Attendance: 3780

Score by periods	1st	2nd	3rd	4th	Total
Michigan	23	18	16	12	69
IOWA	23	19	23	20	85

Game 21

	In	Off	2nd	Fast
Points	26	8	13	6
Paint	18	11	6	6
T/O	18	11	6	33
Chance				
Break				
Bench				

Score tied - 3 times.
Lead changed - 9 times.

Last FG - MICH 4th-02:39, IOWA 4th-04:57.
Largest lead - MICH by 9 2nd-03:18, IOWA by 16 4th-00:25.
MICH led for 10:09, IOWA led for 28:03. Game was tied for 01:48.



Official Basketball Box Score - Game Totals - Final Statistics
IOWA vs Northwestern
01/31/16 2 P.M. at WELSH-RYAN ARENA (EVANSTON, ILL.)



IOWA 79 • 15-7, 5-5 B1G

#	Player	Total			3-Ptr			Rebounds			PF	TP	A TO	Blk	Stl	Min	
		FG-FGA	FG-FGA	FT-FTA	FG-FGA	FG-FGA	FT-FTA	Off	Def	Tot							
10	Gustafson, Megan	f	6-13	0-0	3-11	6	7	13	2	15	0	2	3	1	33		
4	Coley, Chase	f	8-10	0-0	3-4	0	7	7	5	19	2	3	1	0	31		
11	Davis, Tania	g	5-10	1-3	0-1	0	4	4	1	11	4	0	0	0	34		
15	Jennings, Whitney	g	2-8	1-4	6-8	0	1	1	1	11	3	3	2	1	35		
2	Disterhoft, Ally	g	6-10	1-3	5-7	0	5	5	2	18	1	3	0	1	37		
1	Kastanek, Alexa	g	1-3	1-3	0-0	0	4	4	4	3	6	1	1	1	21		
25	Peschel, Kali	g	1-2	0-0	0-0	1	1	2	0	2	0	2	0	0	9		
Team						1	5	6									
Totals			29-56	4-13	17-31	8	34	42	15	79	16	14	7	4	200		
1st - FG %:		7-15	46.7%	2nd:	8-15	53.3%	3rd:	8-15	53.3%	4th:	6-11	54.5%	Game:		29-56	51.8%	Deadball
3FG %:		1-4	25.0%	0-3	0.0%	1-3	33.3%	2-3	66.7%	4-13	30.8%			Rebounds	5		
FT %:		4-5	80.0%	1-4	25.0%			1-8	12.5%	11-14	78.6%						

Northwestern 64 • 13-9, 2-8 B1G

#	Player	Total			3-Ptr			Rebounds			PF	TP	A TO	Blk	Stl	Min	
		FG-FGA	FG-FGA	FT-FTA	FG-FGA	FG-FGA	FT-FTA	Off	Def	Tot							
10	Coffey, Nia	f	8-20	0-3	4-7	3	11	14	4	20	1	1	0	1	37		
14	Kumaiyi-Akpanah, P.	f	1-4	0-0	0-0	1	4	4	2	0	0	0	0	0	12		
24	Innam, Christen	g	5-17	0-4	2-2	2	2	4	2	12	2	2	0	1	40		
25	Lyon, Maggie	g	7-16	3-7	1-2	0	6	6	2	18	5	3	1	1	40		
3	Deary, Ashley	g	3-14	0-4	0-0	0	3	3	4	6	3	0	6	3	39		
12	Rohde, Lydia	g	0-0	0-0	0-0	0	0	0	4	0	1	0	0	0	11		
30	Tuttle, Allie	g	1-3	0-0	2-2	1	2	3	2	4	0	1	0	0	16		
32	Johnson, Christen	g	0-0	0-0	0-0	0	2	2	0	0	0	0	0	0	1		
34	Jamison, Amber	g	1-1	0-0	0-0	0	0	0	2	2	0	0	0	0	2		
5	Hankins, Jordan	g	0-0	0-0	0-0	0	0	0	0	0	1	0	0	0	2		
Team						6	0	6									
Totals			26-75	3-18	9-13	17	28	45	24	64	19	10	1	9	200		
1st - FG %:		8-23	34.8%	2nd:	6-17	35.3%	3rd:	8-17	47.1%	4th:	4-18	22.2%	Game:		26-75	34.7%	Deadball
3FG %:		1-7	14.3%	0-4	0.0%	1-1	100.0%	1-6	16.7%	3-18	16.7%			Rebounds	2		
FT %:		0-0	0.0%	4-4	100.0%	0-2	0.0%	5-7	71.4%	9-13	69.2%						

Officials: FELICIA GRINTER, BRYAN ENTERLINE, KEVIN PETHHEL
Technical fouls: IOWA-None, Northwestern-None.
Attendance: 2016

Score by periods	1st	2nd	3rd	4th	Total
IOWA	19	17	18	25	79
Northwestern	17	16	17	14	64

Game 22

	In	Off	2nd	Fast
Points	36	6	4	5
Paint	34	14	20	2
T/O	34	14	20	2
Chance				
Break				
Bench				

Score tied - 7 times.
Lead changed - 1 time.

Last FG - IOWA 4th-01:59, NU 4th-03:51.
Largest lead - IOWA by 15 4th-00:15, NU by 3 1st-09:49.
IOWA led for 33:53, NU led for 01:57. Game was tied for 03:50.



Official Basketball Box Score - Game Totals - Final Statistics
IOWA vs Indiana
2/4/16 7 p.m. at Bloomington, Ind. (Assembly Ha



IOWA 74 • 15-8, 5-6

#	Player	Total			3-Ptr			Rebounds			PF	TP	A TO	Blk	Stl	Min
		FG-FGA	FG-FGA	FT-FTA	FG-FGA	FG-FGA	FT-FTA	Off	Def	Tot						
04	Coley, Chase	f	3-6	0-0	2-3	1	5	6	5	8	2	2	1	0	28	
10	Gustafson, Megan	f	6-10	0-0	1-1	4	6	10	3	12	0	1	0	0	26	
02	Disterhoft, Ally	g	7-12	1-3	5-8	1	4	5	4	20	0	4	2	2	36	
11	Davis, Tania	g	3-12	0-2	2-4	0	3	3	0	8	4	4	0	2	36	
15	Jennings, Whitney	g	9-17	3-7	1-3	0	2	2	3	22	2	1	2	1	38	
01	Kastanek, Alexa	g	0-2	0-0	0-0	0	1	1	2	0	0	0	0	1	15	
21	Stewart, Hannah	g	0-0	0-0	0-0	0	0	0	0	0	0	0	0	1		
25	Peschel, Kali	g	1-1	0-0	2-2	1	2	3	1	4	1	0	0	0	20	
Team						1	1	2								
Totals			29-60	4-12	12-21	8	24	32	18	74	9	13	5	6	200	
1st - FG %:		6-13	46.2%	2nd:	10-17	58.8%	3rd:									



IOWA BASKETBALL

Season Box Scores



Official Basketball Box Score - Game Totals - Final Statistics
Ohio State vs IOWA
2/11/16 7:30 p.m. at Carver-Hawkeye Arena



Ohio State 98 • 20-4, 12-1

#	Player	Total			3-Ptr			Rebounds			PF	TP	A	TO	Blk	Stl	Min
		FG-FGA	FG-FGA	FT-FTA	FG-FGA	FG-FGA	FT-FTA	Off	Def	Tot							
22	Alexa Hart	f	5-9	0-0	3-4	1	7	8	3	13	0	2	5	3	27		
03	Kelsey Mitchell	g	8-16	2-5	2-3	0	4	4	3	20	3	1	0	2	34		
13	Cait Craft	g	1-3	1-3	2-2	0	2	2	1	5	1	1	0	0	21		
14	Ameryst Alston	g	7-11	2-4	2-4	0	2	2	2	18	6	3	0	2	36		
20	Asia Doss	g	6-9	0-2	0-0	1	2	3	1	12	7	1	0	1	31		
05	Chelsea Mitchell	g	2-5	0-1	0-0	0	1	1	1	4	1	0	0	0	7		
21	Lisa Blair	g	0-0	0-0	0-0	0	1	1	1	0	0	0	1	0	4		
24	Makayla Waterman	g	3-5	0-0	0-0	0	1	1	1	6	1	1	0	0	17		
23	Shayla Cooper	g	8-11	2-3	2-2	2	6	7	2	20	1	1	1	2	23		
	Team					2	3	5									
Totals			40-69	7-18	11-15	5	29	34	15	98	20	10	7	10	200		

1st - FG %:	9-17	52.9%	2nd:	12-18	66.7%	3rd:	13-18	72.2%	4th:	6-16	37.5%	Game:	40-69	58.0%	Deadball	
3FG %:	6-10	60.0%	0-3	0.0%	1-3	33.3%	0-2	0.0%	7-18	38.9%						
FT %:	4-4	100.0%	1-3	33.3%	3-4	75.0%	3-4	75.0%	11-15	73.3%						

IOWA 81 • 15-10, 5-8

#	Player	Total			3-Ptr			Rebounds			PF	TP	A	TO	Blk	Stl	Min
		FG-FGA	FG-FGA	FT-FTA	FG-FGA	FG-FGA	FT-FTA	Off	Def	Tot							
04	Coley, Chase	f	5-7	0-0	2-2	0	5	5	5	12	2	3	1	1	22		
10	Gustafson, Megan	g	6-17	0-0	1-2	7	4	11	3	13	1	1	1	1	25		
02	Disterhoff, Ally	g	8-12	0-1	4-8	1	6	7	0	20	5	1	0	1	35		
11	Davis, Tania	g	2-6	0-2	1-1	0	6	6	1	5	4	4	0	1	31		
15	Jennings, Whitney	g	6-12	0-4	2-2	0	2	2	1	14	1	1	0	0	34		
01	Kastanek, Alexa	g	4-9	4-6	3-4	0	0	0	0	15	2	2	0	0	18		
21	Stewart, Hannah	g	0-2	0-0	0-0	0	1	1	0	0	0	0	1	0	4		
23	Buttenham, Christina	g	0-5	0-2	0-0	2	3	5	2	0	1	1	0	0	15		
24	Larson, Tagyn	g	0-0	0-0	0-0	0	0	0	0	0	0	0	0	0	1		
25	Peschel, Kali	g	1-1	0-0	0-0	0	1	1	0	2	1	1	0	0	14		
45	Smith, Nicole	g	0-0	0-0	0-0	0	0	0	0	0	0	0	0	0	1		
	Team					2	0	2									
Totals			32-71	4-15	13-19	12	28	40	12	81	17	15	2	4	200		

1st - FG %:	7-18	38.9%	2nd:	10-21	47.6%	3rd:	9-16	56.3%	4th:	6-16	37.5%	Game:	32-71	45.1%	Deadball	
3FG %:	0-3	0.0%	2-5	40.0%	1-3	33.3%	1-4	25.0%	4-15	26.7%						
FT %:	1-3	33.3%	2-3	100.0%	4-6	66.7%	6-8	75.0%	13-19	68.4%						

Officials: Laura Morris, Brian Smith, Bruce Morris

Technical fouls: Ohio State-None. IOWA-None.

Attendance: 3667

Fouled Out: #04 IA 6:34 4th

Score by periods	1st	2nd	3rd	4th	Total
Ohio State	28	25	30	15	98
IOWA	15	24	23	19	81

Last FG - OSU	4th-00:25	IOWA	4th-01:28			
Largest lead - OSU	by 23	3rd-00:17	IOWA	by 2	1st-09:49	
OSU led for	36:33	IOWA	led for	01:42	Game was tied for	01:45

Game 25

Points	In	Off	2nd	Fast
Paint	Paint	T/O	Chance	Break
Bench	Bench	Bench	Bench	Bench
IOWA	40	9	12	10
IOWA	40	9	12	10

Score tied - 2 times.
Lead changed - 5 times.



Official Basketball Box Score - Game Totals - Final Statistics
IOWA vs Minnesota
02/15/16 7:00 PM at Minneapolis, Minn. (Williams Arena)



IOWA 76 • 15-11, 5-9 Big T

#	Player	Total			3-Ptr			Rebounds			PF	TP	A	TO	Blk	Stl	Min
		FG-FGA	FG-FGA	FT-FTA	FG-FGA	FG-FGA	FT-FTA	Off	Def	Tot							
04	Coley, Chase	f	8-21	0-0	5-5	6	5	11	1	21	3	2	2	0	34		
10	Gustafson, Megan	f	6-12	0-0	2-2	6	13	19	2	14	3	1	2	0	32		
02	Disterhoff, Ally	f	8-14	2-6	2-2	2	3	5	3	20	1	1	1	0	39		
11	Davis, Tania	g	2-6	0-2	4-4	0	0	0	2	8	1	4	1	0	36		
15	Jennings, Whitney	g	2-9	2-6	2-2	0	3	3	0	8	1	1	0	2	36		
01	Kastanek, Alexa	g	0-2	0-2	0-0	0	0	0	0	0	0	2	0	0	7		
23	Buttenham, Christina	g	0-1	0-1	0-0	0	0	0	0	2	0	0	0	0	4		
25	Peschel, Kali	g	2-6	0-2	1-1	2	0	2	3	5	2	0	0	0	12		
	Team					4	2	6									
Totals			28-71	4-19	16-16	20	26	46	13	76	17	13	5	4	200		

1st - FG %:	8-22	36.4%	2nd:	7-17	41.2%	3rd:	7-16	43.8%	4th:	6-16	37.5%	Game:	28-71	39.4%	Deadball	
3FG %:	1-7	14.3%	1-4	25.0%	2-3	66.7%	0-5	0.0%	4-19	21.1%						
FT %:	4-4	100.0%	2-2	100.0%	4-4	100.0%	6-6	100.0%	16-16	100.0%						

Minnesota 78 • 18-7, 10-4 Big T

#	Player	Total			3-Ptr			Rebounds			PF	TP	A	TO	Blk	Stl	Min
		FG-FGA	FG-FGA	FT-FTA	FG-FGA	FG-FGA	FT-FTA	Off	Def	Tot							
41	Lamke, Annalese	c	0-0	0-0	0-0	0	0	0	0	0	0	0	0	0	3		
01	Banham, Rachel	g	15-31	5-9	0-0	2	7	9	2	35	8	1	0	1	39		
15	Starr, Allina	g	2-3	0-0	0-0	1	2	3	2	4	2	3	0	1	19		
24	Bailey, Mikayla	g	2-6	1-2	0-0	0	0	0	0	1	5	1	0	0	18		
33	Wagner, Carlie	g	8-17	1-2	0-0	0	2	2	2	17	3	2	0	1	38		
03	Mullaney, Shayne	g	2-5	2-2	2-2	0	1	1	1	8	3	4	0	0	26		
10	Edwards, Jessie	g	3-5	0-0	1-1	5	4	9	4	6	0	5	1	3	33		
22	Hedstrom, Joanna	g	1-5	1-4	0-0	0	5	5	5	3	0	0	0	1	20		
32	Barnes, Karley	g	0-1	0-0	0-0	2	0	2	2	0	0	0	0	0	4		
	Team					5	2	7									
Totals			33-73	10-19	2-3	15	23	38	19	78	17	10	5	5	200		

1st - FG %:	7-19	36.8%	2nd:	6-18	33.3%	3rd:	11-19	57.9%	4th:	9-17	52.9%	Game:	33-73	45.2%	Deadball	
3FG %:	1-3	33.3%	1-3	33.3%	4-5	80.0%	4-6	66.7%	10-19	52.6%						
FT %:	0-0	0.0%	0-0	0.0%	0-0	0.0%	2-3	66.7%	2-3	66.7%						

Officials: Tim Daley, Gina Cross, Maj Forsberg

Technical fouls: IOWA-None. Minnesota-None.

Attendance: 6167

Score by periods	1st	2nd	3rd	4th	Total
IOWA	21	17	20	18	76
Minnesota	15	13	26	24	78

Last FG - IOWA	4th-00:08	MINN	4th-00:01			
Largest lead - IOWA	by 13	3rd-09:08	MINN	by 5	4th-03:18	
IOWA led for	33:13	MINN	led for	04:03	Game was tied for	02:44

Game 26

Points	In	Off	2nd	Fast
Paint	Paint	T/O	Chance	Break
Bench	Bench	Bench	Bench	Bench
IOWA	42	9	23	6
MINN	32	10	13	15

Score tied - 3 times.
Lead changed - 13 times.



Official Basketball Box Score - Game Totals - Final Statistics
Purdue vs IOWA
2/18/16 7 p.m. at Carver-Hawkeye Arena



Purdue 55 • 16-10, 7-8

#	Player	Total			3-Ptr			Rebounds			PF	TP	A	TO	Blk	Stl	Min
		FG-FGA	FG-FGA	FT-FTA	FG-FGA	FG-FGA	FT-FTA	Off	Def	Tot							
04	Thornton, Torrie	f	1-3	0-0	0-0	1	3	4	2	2	2	2	0	2	21		
01	Morrisette, Ashley	g	3-17	1-7	1-2	3	3	3	8	6	2	1	2	34			
10	Hamby, Hayden	g	2-6	1-4	0-0	0	2	2	3	5	0	4	0	1	19		
13	Perry, Bridget	g	1-9	0-2	4-6	5	3	8	3	6	1	1	2				



IOWA BASKETBALL

Season Box Scores



Official Basketball Box Score - Game Totals - Final Statistics
IOWA vs Penn State
02/24/16 7 p.m. at University Park, Pa.



IOWA 68 • 17-12, 7-10 BIG

##	Player	Total			3-Ptr			Rebounds			PF	TP	A	TO	Blk	Stl	Min
		FG	FGA	FT	FTA	Off	Def	Tot									
04	Coley, Chase	f	2-3	0-0	0-0	2	1	3	4	4	1	3	0	0	16		
10	Gustafson, Megan	f	7-9	0-0	1-2	4	7	11	4	15	2	5	0	0	33		
02	Disterhoft, Ally	g	8-13	3-5	2-3	0	4	4	1	21	3	1	2	0	38		
11	Davis, Tania	g	3-6	0-2	0-0	0	2	2	1	6	3	6	0	1	35		
15	Jennings, Whitney	g	2-9	2-7	1-2	0	6	6	3	7	6	2	0	0	27		
01	Kastanek, Alexa	g	4-8	2-6	0-0	0	0	0	3	10	5	2	0	0	22		
23	Buttenham, Christina	g	0-1	0-1	0-0	0	0	0	1	0	0	2	0	0	12		
25	Peschel, Kali	g	2-4	0-1	1-1	0	0	0	5	5	4	1	0	1	11		
Team						0	1	1									
Totals			28-53	7-22	5-8	6	21	27	22	68	24	22	2	2	194		

1st - FG %: 6-10 60.0% 2nd: 4-15 26.7% 3rd: 8-12 66.7% 4th: 10-16 62.5% Game: 28-53 52.8% Deadball Rebounds: 1-1
 3FG %: 1-4 25.0% 1-7 14.3% 1-3 33.3% 4-8 50.0% 7-22 31.8%
 FT %: 0-0 0.0% 1-2 50.0% 1-2 50.0% 3-8 62.5%

Penn State 81 • 11-17, 6-11 BIG

##	Player	Total			3-Ptr			Rebounds			PF	TP	A	TO	Blk	Stl	Min
		FG	FGA	FT	FTA	Off	Def	Tot									
25	Whitted, Peyton	f	4-6	0-0	1-2	1	5	6	4	9	0	0	0	2	33		
01	Agee, Candice	c	7-13	0-0	7-9	2	5	7	3	21	2	2	1	3	26		
03	Banks, Brianna	g	6-14	0-2	5-5	1	3	4	3	17	1	3	0	5	23		
11	Page, Terriya	g	4-7	0-0	0-0	0	2	2	1	8	6	4	0	0	36		
12	Spann, Lindsey	g	5-8	4-6	4-4	0	1	1	2	18	4	1	0	2	35		
15	Mitchell, Kaliyah	g	2-8	0-0	2-2	1	5	6	4	6	0	1	0	1	31		
22	Knizner, Leah	g	0-1	0-0	0-0	1	0	1	0	0	0	0	0	0	+		
23	Williams, Jaylen	g	0-0	0-0	0-0	0	0	0	0	0	0	0	0	0	1		
24	Thomas, Ashanti	g	1-1	0-0	0-0	1	0	1	3	2	0	2	0	0	6		
34	McMurtry, Sarah	g	0-0	0-0	0-0	0	0	0	0	0	0	0	0	0	+		
Team						1	0	1									
Totals			29-58	4-8	19-22	8	21	29	20	81	13	13	1	13	191		

1st - FG %: 8-12 66.7% 2nd: 7-17 41.2% 3rd: 7-16 43.8% 4th: 7-13 53.8% Game: 29-58 50.0% Deadball Rebounds: 2
 3FG %: 1-2 50.0% 1-3 33.3% 1-1 100.0% 4-8 50.0% 19-22 86.4%
 FT %: 5-7 71.4% 4-4 100.0% 4-5 80.0% 6-6 100.0%

Officials: Dee Kantner, Felicia Grinter, Joseph Vaszily
 Technical fouls: IOWA-None. Penn State-None.
 Attendance: 2812

Game 29

Score by periods	1st	2nd	3rd	4th	Total
IOWA	13	10	20	25	68
Penn State	22	19	19	21	81

Last FG - IOWA 4th-00:33, PSU 4th-01:46.
 Largest lead - IOWA by 2 1st-09:40, PSU by 25 3rd-03:56.
 IOWA led for 00:55, PSU led for 38:04, Game was tied for 01:01.

	In	Off	2nd	Fast
Points	Paint	T/O	Chance	Break
IOWA	32	20	3	4
PSU	32	24	5	16

Score tied - 2 times.
 Lead changed - 1 time.



Official Basketball Box Score - Game Totals - Final Statistics
Illinois vs IOWA
2/27/16 5 p.m. at Carver-Hawkeye Arena



Illinois 56 • 9-20, 2-16

##	Player	Total			3-Ptr			Rebounds			PF	TP	A	TO	Blk	Stl	Min
		FG	FGA	FT	FTA	Off	Def	Tot									
35	Alex Wittinger	f	3-7	0-0	0-0	2	3	5	2	6	1	0	1	1	27		
32	Chartrice White	c	11-26	0-6	7-8	3	8	11	4	29	2	2	0	3	38		
00	Sarah Hartwell	g	0-2	0-2	0-0	0	2	2	3	0	3	4	0	1	25		
15	Kyley Simmons	g	4-11	3-9	0-0	0	6	6	2	11	4	3	2	1	40-		
25	Kennedy Cattenhead	g	1-6	0-0	0-0	0	2	2	0	2	2	1	0	2	24		
12	Ashley McConnell	g	0-0	0-0	0-0	0	0	0	0	0	0	0	0	0	3		
21	Brooke Kissinger	g	2-4	1-2	0-0	0	1	1	1	5	1	0	0	1	18		
23	Jaelyne Kirkpatrick	g	1-5	1-3	0-0	1	0	1	2	3	1	0	0	0	25		
Team						2	1	3									
Totals			22-61	5-22	7-8	8	23	31	14	56	14	10	3	9	200		

1st - FG %: 5-14 35.7% 2nd: 5-15 33.3% 3rd: 5-14 35.7% 4th: 7-18 38.9% Game: 22-61 36.1% Deadball Rebounds: 0
 3FG %: 2-8 25.0% 0-3 0.0% 1-5 20.0% 2-6 33.3% 5-22 22.7%
 FT %: 0-0 0.0% 1-2 50.0% 3-3 100.0% 3-3 100.0% 7-8 87.5%

IOWA 61 • 18-12, 8-10

##	Player	Total			3-Ptr			Rebounds			PF	TP	A	TO	Blk	Stl	Min
		FG	FGA	FT	FTA	Off	Def	Tot									
04	Coley, Chase	f	3-7	0-0	4-4	2	4	6	3	10	1	1	4	2	27		
10	Gustafson, Megan	c	8-11	0-0	0-0	3	7	10	2	16	2	2	2	1	33		
02	Disterhoft, Ally	g	5-12	1-6	2-5	1	2	3	0	13	2	1	0	1	36		
11	Davis, Tania	g	1-3	0-2	0-0	0	4	4	1	2	6	3	0	1	31		
15	Jennings, Whitney	g	5-14	4-10	0-0	0	3	3	0	14	1	2	0	0	37		
01	Kastanek, Alexa	g	2-5	2-5	0-0	1	2	3	1	6	7	2	0	1	21		
23	Buttenham, Christina	g	0-2	0-2	0-0	1	4	5	1	0	1	2	0	0	8		
25	Peschel, Kali	g	0-3	0-3	0-0	0	2	2	0	0	0	2	0	0	7		
Team						4	4	8									
Totals			24-57	7-28	6-9	12	32	44	8	61	20	15	6	6	200		

1st - FG %: 7-16 43.8% 2nd: 6-17 35.3% 3rd: 9-14 64.3% 4th: 2-10 20.0% Game: 24-57 42.1% Deadball Rebounds: 1
 3FG %: 3-7 42.9% 0-8 0.0% 4-6 66.7% 0-7 0.0% 7-28 25.0%
 FT %: 2-3 66.7% 2-4 50.0% 0-0 0.0% 2-2 100.0% 6-9 66.7%

Officials: Bob Trammell, Jesse Dickerson, Katie Lukanich
 Technical fouls: Illinois-None. IOWA-None.
 Attendance: 4610

Game 30

Score by periods	1st	2nd	3rd	4th	Total
Illinois	12	11	14	19	56
IOWA	19	14	22	6	61

Last FG - ILL 4th-01:06, IOWA 4th-00:45.
 Largest lead - ILL by 2 1st-06:55, IOWA by 18 3rd-00:12.
 ILL led for 00:15, IOWA led for 36:52, Game was tied for 02:52.

	In	Off	2nd	Fast
Points	Paint	T/O	Chance	Break
ILL	30	24	4	7
IOWA	26	6	7	0

Score tied - 1 time.
 Lead changed - 2 times.





IOWA BASKETBALL

Overall Stats



The Automated ScoreBook IOWA Combined Team Statistics (as of Feb 27, 2016) All games



RECORD:	OVERALL	HOME	AWAY	NEUTRAL
ALL GAMES	18-12	11-4	5-7	2-1
CONFERENCE	8-10	5-4	3-6	0-0
NON-CONFERENCE	10-2	6-0	2-1	2-1

#	Player	gp-gs	min	avg	Total		3-Point		F-Throw		Rebounds				pf	dq	a	to	blk	stl	pts	avg			
					fg-fga	fg%	3fg-fga	3fg%	ft-fa	ft%	off	def	tot	avg											
02	Disterhoft, Ally	30-30	1088	36.3	178-336	.530	33-92	.359	119-166	.717	54	111	165	5.5	50	0	79	75	24	28	508	16.9			
04	Coley, Chase	30-29	749	25.0	137-263	.521	1-1	1.000	60-74	.811	41	133	174	5.8	78	3	43	45	31	24	335	11.2			
10	Gustafson, Megan	30-11	649	21.6	123-229	.537	0-0	.000	52-85	.612	73	125	198	6.6	61	1	22	49	52	9	298	9.9			
15	Jennings, Whitney	30-28	967	32.2	96-278	.345	37-123	.301	54-70	.771	8	84	92	3.1	72	5	88	72	6	33	283	9.4			
01	Kastanek, Alexa	30-19	660	22.0	85-211	.403	55-151	.364	35-47	.745	6	55	61	2.0	59	1	72	73	3	28	260	8.7			
11	Davis, Tania	30-13	763	25.4	86-211	.408	18-75	.240	52-67	.776	13	74	87	2.9	32	0	98	65	1	30	242	8.1			
25	Peschel, Kali	29-20	539	18.6	44-126	.349	17-63	.270	31-37	.838	31	81	112	3.9	69	4	26	46	8	10	136	4.7			
34	Mohns, Carly	9-0	124	13.8	13-25	.520	2-9	.222	2-5	.400	10	19	29	3.2	10	0	10	7	2	1	30	3.3			
23	Buttenham, Christina	28-0	442	15.8	33-89	.371	16-54	.296	6-10	.600	38	42	80	2.9	37	0	29	36	2	13	88	3.1			
45	Smith, Nicole	4-0	7	1.8	1-1	1.000	0-0	.000	0-0	.000	0	0	0	0.0	0	0	0	0	0	0	2	0.5			
21	Stewart, Hannah	11-0	25	2.3	2-6	.333	0-0	.000	1-4	.250	3	5	8	0.7	2	0	3	3	2	2	5	0.5			
03	Till, Claire	14-0	45	3.2	0-4	.000	0-1	.000	5-6	.833	4	7	11	0.8	14	0	4	3	2	0	5	0.4			
24	Larson, Tagyn	5-0	10	2.0	0-0	.000	0-0	.000	0-0	.000	0	1	1	0.2	0	0	0	0	0	0	0	0.0			
40	Schneden, Hailey	2-0	1	0.5	0-0	.000	0-0	.000	0-0	.000	0	0	0	0.0	0	0	0	0	0	0	0	0.0			
Team											67	72	139												10
Total.....		30	6069		798-1779	.449	179-569	.315	417-571	.730	348	809	1157	38.6	484	14	474	484	133	178	2192	73.1			
Opponents.....		30	6067		809-1937	.418	176-545	.323	322-462	.697	389	711	1100	36.7	581	-	423	408	108	253	2116	70.5			

TEAM STATISTICS	IOWA	OPP	Date	Opponent	Score	Att.					
SCORING	2192	2116	^ 11/13/15	NORTH DAKOTA	W 83-61	4358					
Points per game	73.1	70.5	^ 11/15/15	UT MARTIN	W 62-56	3555					
Scoring margin	+2.5	-	11/19/15	WESTERN ILLINOIS	Wot 96-81	3543					
FIELD GOALS-ATT	798-1779	809-1937	11/22/15	at UNI	W 80-65	2384					
Field goal pct	.449	.418	11/26/15	vs Wright State	W 83-77	0					
3 POINT FG-ATT	179-569	176-545	11/27/15	vs George Washington	Lo2 77-81	627					
3-point FG pct	.315	.323	11/28/15	vs Houston	W 64-50	0					
3-pt FG made per game	6.0	5.9	12/02/15	at Virginia	W 85-73	3360					
FREE THROWS-ATT	417-571	322-462	12/6/15	ROBERT MORRIS	W 69-50	3620					
Free throw pct	.730	.697	2 12-11-15	at Iowa State	L 66-69	11373					
F-Throws made per game	13.9	10.7	12/19/15	BRADLEY	W 60-53	4051					
REBOUNDS	1157	1100	12/22/15	DRAKE	W 89-76	5430					
Rebounds per game	38.6	36.7	* 12/31/15	at Nebraska	W 74-68	7329					
Rebounding margin	+1.9	-	* 1/4/16	RUTGERS	W 69-65	4959					
ASSISTS	474	423	* 01/07/16	at Michigan	L 75-82	1889					
Assists per game	15.8	14.1	* 1/10/16	MARYLAND	L 56-76	7776					
TURNOVERS	484	408	* 01/13/16	at Wisconsin	W 57-54	3235					
Turnovers per game	16.1	13.6	* 01/16/16	at Michigan State	L 73-80	9017					
Turnover margin	-2.5	-	* 1/20/16	PENN STATE	L 69-82	3873					
Assist/turnover ratio	1.0	1.0	* 1/24/16	at Purdue	L 73-90	7865					
STEALS	178	253	* 1/28/16	MICHIGAN	W 85-69	3780					
Steals per game	5.9	8.4	* 01/31/16	at Northwestern	W 79-64	2016					
BLOCKS	133	108	* 2/4/16	at Indiana	L 74-79	2421					
Blocks per game	4.4	3.6	* 2/7/16	MICHIGAN STATE	L 69-74	6255					
ATTENDANCE	72974	60495	* 2/11/16	OHIO STATE	L 81-98	3667					
Home games-Avg/Game	15-4865	12-4989	* 02/15/16	at Minnesota	L 76-78	6167					
Neutral site-Avg/Game	-	3-209	* 2/18/16	PURDUE	W 63-55	3659					
			* 2/21/16	INDIANA	W 76-73	9838					
Score by Periods	1st	2nd	3rd	4th	OT	OT2	Totals	* 02/24/16	at Penn State	L 68-81	2812
IOWA	512	592	552	505	23	8	2192	* 2/27/16	ILLINOIS	W 61-56	4610





IOWA BASKETBALL

Big Ten Stats



The Automated ScoreBook IOWA Combined Team Statistics (as of Feb 27, 2016) Conference games



RECORD:	OVERALL	HOME	AWAY	NEUTRAL
ALL GAMES	8-10	5-4	3-6	0-0
CONFERENCE	8-10	5-4	3-6	0-0
NON-CONFERENCE	0-0	0-0	0-0	0-0

#	Player	gp-gs	min	avg	Total		3-Point		F-Throw		Rebounds				pf	dq	a	to	blk	stl	pts	avg		
					fg-fga	fg%	3fg-fga	3fg%	ft-fa	ft%	off	def	tot	avg										
02	Disterhoft, Ally	18-18	667	37.1	109-206	.529	21-57	.368	62-96	.646	31	71	102	5.7	27	0	39	44	16	16	301	16.7		
04	Coley, Chase	18-17	468	26.0	85-164	.518	0-0	.000	43-53	.811	23	79	102	5.7	51	3	25	29	17	17	213	11.8		
10	Gustafson, Megan	18-11	452	25.1	82-159	.516	0-0	.000	30-56	.536	51	90	141	7.8	40	1	19	31	35	7	194	10.8		
15	Jennings, Whitney	18-18	620	34.4	67-179	.374	25-78	.321	29-37	.784	5	42	47	2.6	47	5	53	45	6	15	188	10.4		
11	Davis, Tania	18-11	536	29.8	56-132	.424	14-46	.304	39-47	.830	7	44	51	2.8	17	0	72	45	1	18	165	9.2		
01	Kastanek, Alexa	18-7	342	19.0	35-96	.365	24-75	.320	15-21	.714	2	26	28	1.6	30	0	42	42	2	10	109	6.1		
25	Peschel, Kali	17-8	231	13.6	18-46	.391	7-25	.280	15-18	.833	10	30	40	2.4	28	2	11	28	2	3	58	3.4		
23	Buttenham, Christina	16-0	246	15.4	17-47	.362	8-29	.276	4-8	.500	28	29	57	3.6	23	0	16	18	1	7	46	2.9		
45	Smith, Nicole	2-0	2	1.0	1-1	1.000	0-0	.000	0-0	.000	0	0	0	0.0	0	0	0	0	0	0	2	1.0		
03	Till, Claire	3-0	13	4.3	0-1	.000	0-0	.000	2-2	1.000	2	2	4	1.3	5	0	0	2	1	0	2	0.7		
21	Stewart, Hannah	6-0	14	2.3	0-2	.000	0-0	.000	0-2	.000	2	3	5	0.8	0	0	1	3	0	1	0	0.0		
24	Larson, Tagyn	2-0	3	1.5	0-0	.000	0-0	.000	0-0	.000	0	1	1	0.5	0	0	0	0	0	0	0	0.0		
40	Schneden, Hailey	1-0	0	0.0	0-0	.000	0-0	.000	0-0	.000	0	0	0	0.0	0	0	0	0	0	0	0	0.0		
Team											41	38	79											
Total.....		18	3594		470-1033	.455	99-310	.319	239-340	.703	202	455	657	36.5	268	11	278	296	81	94	1278	71.0		
Opponents.....		18	3591		516-1148	.449	95-289	.329	197-267	.738	211	416	627	34.8	346	-	288	216	62	156	1324	73.6		

TEAM STATISTICS	IOWA	OPP	Date	Opponent	Score	Att.
SCORING	1278	1324	* 12/31/15	at Nebraska	W 74-68	7329
Points per game	71.0	73.6	* 1/4/16	RUTGERS	W 69-65	4959
Scoring margin	-2.6	-	* 01/07/16	at Michigan	L 75-82	1889
FIELD GOALS-ATT	470-1033	516-1148	* 1/10/16	MARYLAND	L 56-76	7776
Field goal pct	.455	.449	* 01/13/16	at Wisconsin	W 57-54	3235
3 POINT FG-ATT	99-310	95-289	* 01/16/16	at Michigan State	L 73-80	9017
3-point FG pct	.319	.329	* 1/20/16	PENN STATE	L 69-82	3873
3-pt FG made per game	5.5	5.3	* 1/24/16	at Purdue	L 73-90	7865
FREE THROWS-ATT	239-340	197-267	* 1/28/16	MICHIGAN	W 85-69	3780
Free throw pct	.703	.738	* 01/31/16	at Northwestern	W 79-64	2016
F-Throws made per game	13.3	10.9	* 2/4/16	at Indiana	L 74-79	2421
REBOUNDS	657	627	* 2/7/16	MICHIGAN STATE	L 69-74	6255
Rebounds per game	36.5	34.8	* 2/11/16	OHIO STATE	L 81-98	3667
Rebounding margin	+1.7	-	* 02/15/16	at Minnesota	L 76-78	6167
ASSISTS	278	288	* 2/18/16	PURDUE	W 63-55	3659
Assists per game	15.4	16.0	* 2/21/16	INDIANA	W 76-73	9838
TURNOVERS	296	216	* 02/24/16	at Penn State	L 68-81	2812
Turnovers per game	16.4	12.0	* 2/27/16	ILLINOIS	W 61-56	4610
Turnover margin	-4.4	-	* - Conference game			
Assist/turnover ratio	0.9	1.3				
STEALS	94	156				
Steals per game	5.2	8.7				
BLOCKS	81	62				
Blocks per game	4.5	3.4				
ATTENDANCE	48417	42751				
Home games-Avg/Game	9-5380	9-4750				
Neutral site-Avg/Game	-	0-0				

Score by Periods	1st	2nd	3rd	4th	Totals
IOWA	305	343	335	295	1278



NCAA Statistics

Iowa - 2015-16 Women's Basketball Ranking Summary thru games 02/28/2016

Statistic	National Rank	Conference Rank	Value	National Leader	Value	Conference Leader	Value
Assist Turnover Ratio (344 ranked)	73	12	0.98	Villanova	1.83	Northwestern	1.33
Assists (344 ranked)	24	6	474	DePaul	660	Maryland	587
Assists Per Game (344 ranked)	36	7	15.8	UConn	21.8	Maryland	19.6
Blocked Shots (344 ranked)	48	6	133	West Virginia	193	Rutgers	164
Blocked Shots Per Game (344 ranked)	66	6	4.4	UConn	6.6	Rutgers	5.5
Defensive Rebounds per Game (30 ranked)				Oregon St.	32	Maryland	31
Fewest Fouls (344 ranked)	155	7	484	Penn	294	Nebraska	426
Fewest Turnovers (344 ranked)	247	13	484	Villanova	229	Northwestern	383
Field-Goal Percentage (344 ranked)	24	5	44.9	UConn	52.2	Maryland	50.3
Field-Goal Percentage Defense (344 ranked)	278	9	41.8	Oregon St.	31.7	Maryland	36.7
Free Throw Attempts (344 ranked)	37	3	571	South Carolina	707	Indiana	654
Free Throws Made (344 ranked)	28	4	417	St. Mary's (CA)	511	Indiana	480
Free-Throw Percentage (344 ranked)	65	7	73.0	UConn	79.9	Ohio St.	76.9
Offensive Rebounds per Game (30 ranked)				Sacramento St.	20		
Personal Fouls Per Game (344 ranked)	89	6	16.1	UConn	11.4	Maryland	14.7
Rebound Margin (344 ranked)	111	5	1.9	Maryland	15.8	Maryland	15.8
Rebounds (344 ranked)	59	5	1,157	George Washington	1,405	Maryland	1,369
Rebounds Per Game (344 ranked)	144	6	38.57	George Washington	48.45	Maryland	45.63
Scoring Defense (344 ranked)	292	8	70.5	UConn	47.7	Rutgers	59.1
Scoring Margin (344 ranked)	146	11	2.5	UConn	40.6	Maryland	24.5
Scoring Offense (344 ranked)	40	8	73.1	UConn	88.3	Ohio St.	88.0
Steals (344 ranked)	278	12	178	Sacramento St.	413	Northwestern	309
Steals Per Game (344 ranked)	309	13	5.9	Sacramento St.	15.3	Northwestern	10.3
Three Pt FG Defense (344 ranked)	243	8	32.3	Alabama St.	21.7	Purdue	29.3
Three-Point Field Goals Attempted (150 ranked)	80	5	569	Sacramento St.	1,126	Minnesota	740
Three-Point Field Goals Made (344 ranked)	86	7	179	Sacramento St.	322	Minnesota	265
Three-Point Field Goals Per Game (344 ranked)	124	7	6.0	Sacramento St.	11.9	Minnesota	9.1
Three-Point Field-Goal Percentage (344 ranked)	155	13	31.5	Maryland	41.7	Maryland	41.7
Turnover Margin (344 ranked)	287	14	-2.53	Syracuse	11.07	Northwestern	5.80
Turnovers Forced (344 ranked)	306	13	13.60	Syracuse	25.48	Northwestern	18.57
Turnovers Per Game (344 ranked)	176	13	16.1	Villanova	7.9	Northwestern	12.8
Won-Lost Percentage (344 ranked)	120	8	60.0	UConn	100.0	Maryland	90.0

Statistic	Player	National	Conference	Value	National Leader	Value	Conference	Value
		Rank	Rank				Leader	
Assist Turnover Ratio (250 ranked)	Tania Davis	148	17	1.51	Niya Johnson, Baylor	3.60	Brene Moseley, Maryland	2.63
Assists (150 ranked)					Niya Johnson, Baylor	263	Ashley Deary, Northwestern	200
Assists Per Game (250 ranked)	Tania Davis	247	20	3.3	Niya Johnson, Baylor	9.1	Rachel Theriot, Nebraska	7.3
Blocked Shots (143 ranked)	Megan Gustafson	58	5	52	Jasmine Joyner, Chattanooga	114	Rachel Hollivay, Rutgers	105
Blocked Shots Per Game (246 ranked)	Megan Gustafson	72	6	1.73	Bego Faz Davalos, Fresno St.	4.15	Rachel Hollivay, Rutgers	3.50
Defensive Rebounds per Game (30 ranked)					Lexi Martins, Lehigh	10	Nia Coffey, Northwestern	7
Double Doubles (39 ranked)					Tori Jarosz, Marist	24	Chatrice White, Illinois	18
Field Goal Attempts (147 ranked)					Jasmine Nwajei, Wagner	744	Rachel Banham, Minnesota	600
Field Goals Made (149 ranked)	Ally Disterhoft	77	16	178	Jasmine Nwajei, Wagner	286	Rachel Banham, Minnesota	278
Field-Goal Percentage (250 ranked)	Ally Disterhoft	43	6	53.0	Brionna Jones, Maryland	67.9	Brionna Jones, Maryland	67.9
Final Points (199 ranked)	Ally Disterhoft	57	14	508	Jasmine Nwajei, Wagner	804	Rachel Banham, Minnesota	803
Free Throw Attempts (149 ranked)	Ally Disterhoft	37	6	166	Jasmine Nwajei, Wagner	250	Tyra Buss, Indiana	243
Free Throws Made (150 ranked)	Ally Disterhoft	46	5	119	Kelsey Plum, Washington	215	Tyra Buss, Indiana	187
Free-Throw Percentage (250 ranked)	Ally Disterhoft	248	17	71.7	Kim Albrecht, Binghamton	91.8	Tori Jankoska, Michigan St.	87.0
Minutes Played (150 ranked)	Ally Disterhoft Whitney Jennings	9 132	5 23	1089:00 969:00	Destinee Walker, North Carolina	1149:00	Tyra Buss, Indiana	1124:00
Minutes Played Per Game (149 ranked)	Ally Disterhoft	43	9	36.30	Malia Tate-DeFreitas, Hampton	39.19	Carlie Wagner, Minnesota	37.66
Offensive Rebounds per Game (30 ranked)					Dyana Pierre, Southern Ill.	5	Brionna Jones, Maryland	4
Points Per Game (246 ranked)	Ally Disterhoft	88	14	16.9	Jasmine Nwajei, Wagner	28.7	Rachel Banham, Minnesota	27.7
Rebounds (149 ranked)					Lexi Martins, Lehigh	388	Nia Coffey, Northwestern	301
Rebounds Per Game (250 ranked)					Lexi Martins, Lehigh	13.9	Nia Coffey, Northwestern	10.0
Steals (145 ranked)					Ashley Deary, Northwestern	128	Ashley Deary, Northwestern	128
Steals Per Game (247 ranked)					Ashley Deary, Northwestern	4.27	Ashley Deary, Northwestern	4.27
Three-Point Field Goals Attempted (150 ranked)					Brianna Butler, Syracuse	328	Rachel Banham, Minnesota	262
Three-Point Field Goals Made (144 ranked)					Rachel Banham, Minnesota	107	Rachel Banham, Minnesota	107
Three-Point Field Goals Per Game (249 ranked)	Alexa Kastanek	233	15	1.83	Kiyanna Black, Ohio	3.81	Rachel Banham, Minnesota	3.69
Three-Point Field-Goal Percentage (179 ranked)					Shatori Walker-Kimbrough, Maryland	56.5	Shatori Walker-Kimbrough, Maryland	56.5
Triple Doubles (1 ranked)					18 players tied	1	Natalie Romeo, Nebraska	1

2016 BIG TEN WOMEN'S BASKETBALL TOURNAMENT

MARCH 2-6 • BANKERS LIFE FIELDHOUSE • INDIANAPOLIS, IND.



MARCH 2 MARCH 3 MARCH 4 MARCH 5 MARCH 6

