



**UNIVERSITY OF IOWA
TRACK AND FIELD**



NCAA OUTDOOR TRACK & FIELD CHAMPIONSHIPS

June 10-13, 2015

Eugene, Ore. • Hayward Field

THE UNIVERSITY OF IOWA



HAWKEYE TRACK & FIELD



TRACK AND FIELD CONTACT: JORDAN BUCHER

JUNE 8, 2015

2015 IOWA TRACK & FIELD OUTDOOR SCHEDULE

Date	Meet
March 20-21	Baldy Castillo <i>(Tempe, Arizona)</i>
April 3-4	Stanford Invite <i>(Stanford, California)</i> Florida Relays <i>(Gainesville, Florida)</i>
Apr. 11	Jim Duncan Invite <i>(Des Moines, Iowa)</i>
April 17-18	Mt. Sac Relays <i>(Walnut, California)</i>
April 22-26	Drake Relays <i>(Des Moines, Iowa)</i>
May 2	Musco Twilight <i>(Iowa City, Iowa)</i>
May 15-17	Big Ten Championships <i>(East Lansing, Michigan)</i>
May 28-30	NCAA First Round <i>(Austin, Texas)</i>
June 10-13	NCAA Championships <i>(Eugene, Oregon)</i>

IOWA COACHING STAFF

Joey Woody.....	Director of Track & Field
Layne Anderson ..	Head Cross Country Coach
Clive Roberts	Associate Head Coach
Jason Wakenight	Assistant Coach
.....	Director of Recruiting
Andrew Dubs	Assistant Coach
Molly Jones	Assistant Coach
Kate See	Director of Operations

THIS WEEK

The University of Iowa track and field team travels to Eugene, Oregon, to compete at the 2015 NCAA Outdoor Track and Field Championships on June 10-13.

Eight Hawkeyes advanced to the NCAA final site to compete in the championship field of 24. The championships are at Hayward Field on the campus of the University of Oregon and are set to begin Wednesday at 1:30 p.m. (CT) and conclude Saturday at 6:20 p.m.

FOLLOW THE HAWKEYES

Follow @IowaXC_TF on twitter for updates on the team. Links to live results can be found on the schedule page at hawkeyesports.com.

ON YOUR TELEVISION/COMPUTER

ESPNU will provide live coverage beginning Wednesday at 6 p.m. (CT) and Thursday at 6 p.m. (CT). Coverage turns to ESPN Thursday at 7:30 p.m. Friday's coverage begins at 6:30 p.m. on ESPN, and Saturday's coverage begins at 4 p.m. on ESPN2. ESPN3 will provide live field event coverage.

The Championships' first-ever ESPN and ESPN2 primetime broadcasts on Friday and Saturday were announced as part of network's 12-hour live television programming schedule for all four days of the meet.

HAWKEYE QUALIFIERS

The Iowa women are represented by Brittany Brown and Elexis Guster. Brown advanced in the 200 meters for the second year in a row, and Guster is making her first finals appearance in the 400 meters.

The Hawkeye men qualified three student-athletes in individual events and advanced the men's 400-meter relay. Babatunde Amosu returns in the triple jump after placing 13th at nationals last season. Aaron Mallett, a 2015 indoor All-American (60m hurdles), is making his first appearance at the NCAA final site in the 110-meter hurdles. Mitch Wolff grabbed the final qualifying spot in the 400-meter hurdles at the NCAA West Regional and is making his debut at the NCAA final site.

The men's 400-meter relay returns following a sixth-place finish last season. Keith Brown returns as the anchor. Vinnie Saucer, Jr., is the new leadoff. Mallett runs the second leg, and the third leg will be carried by James Harrington or Brendan Thompson. Harrington is an All-American from 2014.

QUALIFIERS/EVENT/SCHEDULE (CT)

Babatunde Amosu, Senior (London, England)

- Triple Jump -- Friday, 6:30 p.m. (trials/finals)

Mitch Wolff, Junior (Plainfield, Illinois)

- 400m hurdles -- Wednesday, 8:10 p.m. (s); Friday, 8 p.m. (f)

Aaron Mallett, Sophomore (St. Louis, Missouri)

- 110m hurdles -- Wednesday, 7:02 p.m. (s); Friday, 7:15 p.m. (f)

Brittany Brown, Sophomore (Claremont, California)

- 200 meters -- Thursday, 8:14 p.m. (s); Saturday, 5:40 p.m. (f)

Elexis Guster, Sophomore (Atlanta, Georgia)

- 400 meters -- Thursday, 7:30 p.m. (s); Saturday, 5:05 p.m. (f)

Men's 4X100-Meter Relay (Saucer, Mallett, Thompson/Harrington, Brown)

- Wednesday, 6 p.m. (s); Friday, 6:35 p.m. (f)

THE UNIVERSITY OF IOWA



HAWKEYE TRACK & FIELD



TRACK AND FIELD CONTACT: JORDAN BUCHER

PAST CHAMPIONS

Thirteen Hawkeye student-athletes have combined for 14 NCAA titles since Eric Wilson won the 220 meters in 1921 and 1923. Tracy Dahl and Ed Gordon also won multiple NCAA titles -- Dahl in the 5K (1992-93) and Gordon in the long jump (1929-31). The women's last NCAA champion was Kineke Alexander (2006, 400m). The men's most recent title came from Bashir Yamini (1998, long jump). Erik Sowinski earned a runner-up finish in the 800 meters in 2012.

BABATUNDE AMOSU -- TRIPLE JUMP

Senior Babatunde Amosu enters the final site as the 16th seed after placing eighth in the triple jump with a mark of 51-5 1/2 (15.68m) at the NCAA West Regional. Amosu won the Big Ten indoor and outdoor championships this season, and was a second team indoor All-American. His personal best (53-10, 16.15m) ranks No. 2 in school history, and his season best (53-0; 16.15m) ties for the 12 best in the nation. Amosu is making his second appearance at the NCAA finals. He placed 13th in 2014 to earn second team All-America honors.

BRITTANY BROWN -- 200 METERS

Sophomore Brittany Brown returns to the NCAA semifinals in the 200 meters for the second straight year. She placed 11th at the 2014 NCAA Championships to earn second team All-America honors. She placed 10th at the NCAA West Regional and is seeded 22nd at the NCAA Championships. Brown set a school record and placed runner-up at the Big Ten Championships in 22.89, a time that ties for 12th in the country.

AARON MALLET -- 110m HURDLES

Sophomore Aaron Mallett placed third at the NCAA West Regional to advance to the NCAA semifinals for the first time in his career. He finished the 110-meter hurdles in 13.64 and is the No. 3 seed in Eugene. Mallett's personal best 13.43 is the second fastest time in the country. He hit that PR and set a new school record on his way to the 2015 Big Ten championship. Mallett earned All-America honors in the 60-meter hurdles at the 2015 NCAA Indoor Championships.

ELEXIS GUSTER -- 400 METERS

Sophomore Elexis Guster is making her first NCAA semifinal appearance in the 400 meters. She placed eighth at the NCAA West Regional in 52.30 and is seeded 15th at the NCAA Championships. Guster is a two-time reigning Big Ten Champion in the 400 meters, finishing with a personal best 52.19 at the 2015 conference meet. That time ranks third in school history, and 19th in the NCAA. She is the first Hawkeye to advance to the NCAA final site in the 400 meters since Kineke Alexander in 2008. Alexander won the national title in 2006.



BRITTANY BROWN
*2014 Second Team
All-American
200 meters*

2015 WOMEN'S OUTDOOR SEASON BESTS

100 meters	Lake Kwaza	* 11.40
100-m hurdles	Jahisha Thomas	13.80
200 meters	Brittany Brown	* 22.89
400 meters	Elexis Guster	52.19
400-m hurdles	MonTayla Holder	58.29
800 meters	Katharina Trost	2:07.09
1,500 meters	Katharina Trost	4:29.10
3,000 meters	Carolyn Newhouse	10:00.82
3,000-m stpl.	Marta Bote Gonzalez	* 10:23.15
5,000 meters	Marta Bote Gonzalez	18:21.06
High Jump	Madison Rouw	5-5 1/4 (1.66m)
Pole Vault	Elyssa Tracy	10-6 (3.20m)
Long Jump	Jahisha Thomas	20-3 (6.17m)
Shot Put	Alexa Hunt	42-8 1/4 (13.01m)
Discus	Dakotah Goodell	159-2 (48.52m)
Javelin	Dakotah Goodell	153-3 1/4 (46.71m)
Hammer Throw	Annemie Smith	* 200-1 1/2 (60.99m)
400-m Relay	Brown, Kwaza, Ellis, Holder	44.71
1,600-m Relay	Kwaza, Holder, Champe, Guster	3:38.38
Sprint Med. Relay	Kwaza, Brown, Guster, Trost	3:53.29
3,200-m Relay	Nelson, Maser, Wilberding, Reischmann	9:07.51
Dist. Med. Relay	Trost, Champe, Nelson, Reischmann	12:01.69
6,400-m Relay	Jones, Bote Gonzalez, Wilberding, Reischmann	19:59.72

* -- school record

THE UNIVERSITY OF IOWA



HAWKEYE TRACK & FIELD



TRACK AND FIELD CONTACT: JORDAN BUCHER

MITCH WOLFF -- 400m HURDLES

Junior Mitch Wolff ran 51.10 at the NCAA West Regional to grab the 12th and final bid to the NCAA Championships. Wolff's qualifying time is a personal best and ranks 10th in school history. Wolff is the No. 23 seed in Eugene, and his appearance marks the sixth time in seven years Iowa is represented in the 400-meter hurdles at the NCAA Championships. All-American Ray Varner qualified for the final site from 2009-10, and All-American Ethan Holmes represented Iowa from 2011-13.

MEN'S 4X100

The men's 400-meter relay team of Vinnie Saucer, Jr., Aaron Mallett, Brendan Thompson, and Keith Brown is seeded 18th following a ninth-place finish (39.77) at the NCAA West Regional.

The 400-meter relay is making its third straight appearance at the NCAA Championships. Brown anchored the 2014 team to a sixth place finish and first team All-America honors. James Harrington, who ran the third leg on Iowa's top 400-relay this season (39.66), also ran the third leg on the 2014 All-America squad. Harrington battled injury at the NCAA West Regional, but is expected to be healthy enough to run in Eugene. He leads the team in the 100 meters this year, racing 10.26 at the Big Ten Championships.

Saucer and Mallett are new to this year's relay. Saucer is a Big Ten runner-up in the 100 meters. Mallett is one of the nation's top competitors in the 110-meter hurdles. He is the only Hawkeye competing in two events at the NCAA Championships.

SCHOOL RECORDS

The Hawkeyes have set five school records this year heading into the NCAA Championships. The Iowa women have four new record holders, including Lake Kwaza (100 meters, 11.40), Brittany Brown (200 meters, 22.89), Marta Bote Gonzalez (steeplechase, 10:23.15), and Annemie Smith (hammer, 201-1 1/2, 60.99m). Aaron Mallett ran 13.43 at the Big Ten Championships to earn a gold medal and set a new standard in the men's 110-meter hurdles.

POSTSEASON HONORS

Ten Hawkeyes earned all-conference recognition following the 2015 Big Ten Outdoor Championships. First team honors were awarded to Big Ten champions Babatunde Amosu (triple jump), Elexis Guster (400 meters), and Aaron Mallett (110-meter hurdles).

Seven more Hawkeyes were named to the All-Big Ten second team following runner-up finishes at the conference championships. They include Gabe Hull in discus, and members of the men's and women's 400-meter relays: Keith Brown, James Harrington, Vinnie Saucer, Jr., Brittany Brown, MonTayla Holder, and Lake Kwaza.



AARON MALLETT
B1G Champion
110m hurdles

2015 MEN'S OUTDOOR SEASON BESTS

100 meters	James Harrington	10.26
110-m hurdles	Aaron Mallett	* 13.43
200 meters	James Harrington	20.50
400 meters	Kaleb VanCleave	47.68
400-m hurdles	Mitch Wolff	51.10
800 meters	Will Teubel	1:48.60
1,500 meters	Sam Fourman	3:44.50
3,000 meters	Anthony Gregorio.....	8:28.64
5,000 meters	Kevin Lewis.....	14:21.41
10,000 meters	Kevin Lewis.....	28:59.62
High Jump.....	Kevin Spejcher.....	7-0 1/4 (2.14m)
Pole Vault	Jack Eckert.....	15-7 (4.75m)
Long Jump	Kerry Dean, Jr.	24-1 3/4 (7.36m)
	Kylvens Delaunay	24-1 3/4 (7.36m)
Triple Jump	Babatunde Amosu.....	53-10 (16.15m)
Shot Put.....	Gabe Hull.....	56-3 3/4 (17.16m)
	Avery Meyers	56-3 3/4 (17.16m)
Discus	Gabe Hull.....	190-0 1/4 (57.91m)
Hammer	Carlos Varela-Hernandez..	161-5 1/4 (49.20m)
Javelin.....	Sam Joens	211-5 3/4 (64.45m)
Decathlon	Jack Eckert.....	7,087 points
400-m Relay.....	Saucer, Thompson, Harrington, Mallett .	39.66
1,600-m Relay.....	Wolff, Thompson, Mallett, Davey.....	3:07.15
Sprint Med. Relay	Ganschow, Aly, Davey, Teubel	3:26.16
3,200-m Relay.....	Lilly, Dorman, Teubel, Davey	7:31.48
Dist. Med. Relay...	Fourman, Aly, Lilly, Lewis.....	10:07.07
6,400-m Relay.....	Lewis, Witt, Hart, Fourman	16:58.44

* -- school record


OUTDOOR ALL-TIME TOP 10 PERFORMERS



Jeremy Allen



Justin Austin



Matt Byers




Troy Doris



Jeffery Herron



Gabe Hull



Deacon Jones

100 Meters

- Justin Austin, 2011 10.21
- George Page, 1996 10.25
- James Harrington, 2015 10.26**
- Anthuan Maybank, 1994 10.31
- Tim Dwight, 1997 10.31
- Josh Larney, 2013 10.31
- Vinnie Saucer, Jr., 2015 10.31**
- Bob Lawson, 1976 10.36
- Robert Smith, 1984 10.39
- Curtis Chang, 1987 10.40

110-Meter High Hurdles

- Aaron Mallett, 2015 13.43**
- Pat McGhee, 1989 13.50
- Dion Trowers, 1996 13.62
- Ronnie McCoy, 1985 13.66
- Ethan Holmes, 2011 13.73
- Jordan Mullen, 2013 13.76
- James Armstrong, 1991 13.89
- Dan Davis, 2012 14.01
- Doug Jones, 1986 14.06
- Chris Williams, 1983 14.24

200 Meters

- Justin Austin, 2011 20.31
- Jeff Patrick, 1983 20.47
- James Harrington, 2015 20.50**
- Anthuan Maybank, 1994 20.55
- Andre Morris, 1995 20.64
- George Page, 1996 20.67
- Terrence Duckett, 1982 20.74
- Tim Dodge, 2002 20.78
- Bashir Yamini, 1999 20.82
- O'Shea Wilson, 2014 20.82**

400 Meters

- Anthuan Maybank, 1993 44.99
- Andre Morris, 1995 45.15
- Mike Mondane, 1967 45.20
- Steven Willey, 2010 45.78
- Gary Hollingsworth, 1963 46.30
- Harold Leonard, 1986 46.45
- Tony Branch, 1999 46.60
- Prince Riley, 2007 46.61
- George Page, 1996 46.66
- Dick Eisenlauer, 1973 46.74
- Terrence Duckett, 1983 46.74
- Patrick Richards, 2010 46.74

400-Meter Hurdles

- Pat McGhee, 1988 48.83
- Monte Raymond, 1998 50.09
- Ray Varner, 2010 50.24
- Paul Steele, 1989 50.45
- Russell Peterson, 2001 50.50
- Ethan Holmes, 2013 50.51
- Adam Kunkel, 2001 50.73
- Jon Reimer, 1967 50.94
- Gary Falls, 1991 51.08
- Mitch Wolff, 2015 51.10**

800 Meters

- Erik Sowinski, 2012 1:45.90
- Bill Frazier, 1962 1:47.64
- D'Juan Strozier, 1990 1:47.82
- Adam Hairston, 2011 1:48.10
- Will Teubel, 2015 1:48.60**
- Michael Layne, 1999 1:49.61
- Bill Thiesen, 1985 1:49.74
- Ryan Weir, 2013 1:50.01
- Carter Lilly, 2015 1:50.12**
- Andy Wiese, 1985 1:50.22

1,500 Meters

- Jeff Thode, 2010 3:43.02
- Joel Moeller, 1978 3:44.01
- Jim Docherty, 1978 3:44.30
- Sam Fourman, 2015 3:44.50**
- Dan Waters, 1986 3:46.35
- Kevin Herd, 1994 3:46.64
- John Clark, 1977 3:46.84
- Ted Wheeler, 1956 3:48.24
- Ben Witt, 2015 3:49.45**
- Nick Holmes, 2012 3:49.53

3,000-Meter Steeplechase


- Deacon Jones, 1956 8:47.40
- Steve Pershing, 1978 8:54.59
- Andy Morris, 2000 8:56.21
- Matt Gerard, 1994 8:57.01
- Andy Napier, 2008 8:57.54
- Rollie Kitt, 1967 9:02.90
- Al Greene, 1985 9:02.96
- Tony Rakaric, 2005 9:03.29
- Mark Battista, 2010 9:04.60
- Sean Gale, 1993 9:08.00

5,000 Meters

- Micah VanDenend, 2007 13:49.31
- Larry Wieczorek, 1968 13:56.00
- Kevin Herd, 1993 13:59.00
- Stetson Steele, 2000 14:02.76
- Kevin Lewis, 2014 14:02.78**
- Eric MacTaggart, 2005 14:04.79
- Dan Haut, 2006 14:07.30
- Jesse Luciano, 2010 14:08.71
- Matt Esche, 2006 14:12.07
- Jeff Thode, 2011 14:12.40



Aaron Mallett



Anthuan Maybank

OUTDOOR ALL-TIME TOP 10 PERFORMERS



Kyle Reid



Erik Sowinski



Stetson Steele



Jeff Thode



Micah VanDenend



Todd Wigginton



Arno
van der Westhuizen

10,000 Meters

1. Stetson Steele, 2000..... 28:44.47
2. Eric MacTaggart, 2006..... 28:50.23
3. **Kevin Lewis, 201528.59.62**
4. Nick Nordheim, 2002 29:44.71
5. Trent Corey, 2002 29:45.25
6. Chad Schwitters, 1999..... 29:56.00
7. Nick Holmes, 2010 30:02.31
8. Dan Haut, 2006 30:03.08
9. Kevin Herd, 1994 30:05.21
10. Paul Sarris, 2001..... 30:08.40

Decathlon

1. Kyle Reid, 2013 7,203 pts
2. **Jack Eckert, 2015 7,087 pts**
3. Dan Rolling, 2010 6,957 pts
4. **William Dougherty, 2015 6,862 pts**
5. Scott Faber, 2000..... 6,839 pts
6. Ryan Niver, 2008..... 6,837 pts
7. Chad Ohly, 1994 6,641 pts
8. Gary Kostrubala, 1984..... 6,498 pts
9. Frank Prill, 2008..... 6,381 pts
10. Jacob Drewry, 1994 5,820 pts

High Jump

1. Jeffery Herron, 2012..... 7-4 1/4 (2.24)
2. Bill Hansen, 1978..... 7-4 (2.23)
Bill Knoedel, 1975..... 7-4 (2.23)
4. **Kevin Speicher, 2014..... 7-2 1/2 (2.20)**
5. M. Cunningham, 1986..... 7-1 (2.16)
Kenneth Lansing, 1988 7-1 (2.16)
7. Pat Meade, 1987 7-0 1/4 (2.14)
8. Graham Valdes, 2012 6-11 3/4 (2.12)
9. Peter Hlavin, 1979 6-11 (2.11)
Scott Hudek, 1993 6-11 (2.11)
Jeremy Petsche, 2008..... 6-11 (2.11)
Brandon Oest, 2012 6-11 (2.11)

Pole Vault

1. Todd Wigginton, 1984 17-0 (5.18)
2. Chad Ohly, 1994 16-8 3/4 (5.10)
Kyle Reid, 2013 16-8 3/4 (5.10)
4. Curt Broek, 1978 16-8 (5.08)
5. Phil Wertman, 1971 16-7 (5.05)
Kelly Scott, 1988 16-7 (5.05)
7. John Teffer, 1972 16-2 (4.93)
8. Alex Zona, 2009..... 16-0 3/4 (4.90)
9. Steve Brewer, 1983..... 16-0 (4.88)
Doug Pennino, 1985 16-0 (4.88)

Long Jump

1. Anthuan Maybank, 1993 27-1 (8.25)
2. Bashir Yamini, 1997 26-8 1/4 (8.13)
3. Paul Jones, 1989..... 25-10 1/4 (7.88)
4. Darren Smith, 1991 25-9 3/4 (7.86)
5. Quinn Early, 1986 25-7 1/4 (7.80)
6. Ed Gordon, 1931 25-4 3/8 (7.68)
7. **O'Shea Wilson, 2014..... 25-2 (7.67)**
8. Matty Gorman, 2006 25-1 1/4 (7.65)
9. Ronnie McCoy, 1985..... 25-0 (7.62)
10. Jeffery Herron, 2010..... 24-9 (7.54)

Triple Jump

1. Troy Doris, 2012 54-8 (16.66)
2. **Babatunde Amosu, 2015.....53-10 (16.15)**
3. Paul Jones, 1990..... 53-9 (16.38)
4. **Klyvens Delaunay, 2013 . 52-2 1/2 (15.91)**
5. Gordon Finch, 1988..... 50-9 1/4 (15.47)
6. Mike Lacy, 1984..... 50-5 (15.36)
7. Pat Miller, 1985 49-8 1/2 (15.25)
8. Matty Gorman, 2008..... 49-2 1/2 (15.00)
9. Owen Gill, 1982..... 49-1 (14.96)
10. Josh Bean, 2010 48-10 3/4 (14.90)

Shot Put

1. Jeremy Allen, 2001 63-2 3/4 (19.27)
2. Ken Kemeny, 2005 62-3 (18.97)
3. Shane Maier, 2006..... 62-2 1/4 (18.95)
4. Andy Banse, 2005..... 61-11 1/2 (18.88)
5. John Hickey, 2008..... 61-9 1/2 (18.83)
6. Chris Gambol, 1987 60-0 1/2 (18.30)
7. A.J. Curtis, 2008..... 59-8 1/4 (18.19)
8. **Gabe Hull, 2014 59-4 1/4 (18.09)**
9. A. van der Westhuizen, 2000 58-8 3/4 (17.90)
10. Ryan Lamparek, 2010 58-4 (17.78)

Discus

1. **Gabe Hull, 2014207-1 (63.11)**
2. A.J. Curtis, 2007..... 202-11 (61.84)
3. Gary Kostrubala, 1986..... 202-4 (61.68)
4. Jeremy Allen, 2001 195-4 (59.54)
5. Tim Brodersen, 2005 193-6 (58.98)
6. Brad Daufeldt, 2004 185-0 (56.40)
7. Nick Brayton, 2009 180-11 (55.15)
8. Andy Banse, 2005..... 180-0 (54.86)
9. Eric Rothwell, 2004..... 179-7 (54.73)
10. Shane Maier, 2008..... 178-7 (54.43)

Hammer

1. A. van der Westhuizen, 2001 222-11 (67.94)
2. Adam Hamilton, 2007 222-2 (67.73)
3. Jim Costello, 2002 217-7 (66.32)
4. Brad Daufeldt, 2004 207-10 (63.34)
5. Chris Voller, 2005..... 206-0 (62.80)
6. Matt Banse, 2012 201-11 (61.55)
7. Jeremy Allen, 2001 199-0 (60.66)
8. Ben Stancombe, 2011 197-6 (60.20)
9. Ryan Jordan, 2007 184-6 (56.23)
Mark Shapveld, 2009.....184-6 (56.23)

Javelin

1. Matt Byers, 2011 245-8 (74.89)
2. Bill Neumann, 2002 244-8 (74.58)
3. Dan Ralph, 2000..... 227-10 (69.44)
4. **Sam Joens, 2015 211-5 3/4 (64.45)**
5. Zach Schimp, 2010 211-0 (64.32)
6. Kale Katt, 2007 204-0 (62.17)
7. Joel Storm, 2004..... 203-5 (62.01)
8. **Alex Balke, 2015.....202-5 3/4 (61.71)**
9. Matt Stank, 2001 199-0 (60.66)
10. **Jack Eckert, 2015188-9 (57.53)**

OUTDOOR ALL-TIME TOP 10 PERFORMERS



Kineke Alexander



Meghan Armstrong



Marta
Bote Gonzalez



Brittany Brown



Nan Doak



Aisha James



Tiffany Johnson

100 Meters

1. **Lake Kwaza, 2015** **11.40**
2. **Brittany Brown, 2015** **11.42**
3. Vivien McKenzie, 1985 11.45
4. Davera Taylor, 1984 11.51
5. Erica Broomfield, 1998 11.53
6. Jiselle Providence, 2001 11.57
7. Tanja Reid, 1994 11.60
- Peaches Roach, 2005 11.60
9. Yolanda Hobbs, 1995 11.62
10. Elanie Jones, 1985 11.69

100-Meter Hurdles

1. Tiffany Johnson, 2007 13.20
2. Karessa Farley, 2009 13.53
3. C. Prendergast, 1999 13.60
- Paula Ruen, 2000 13.60
5. Sarah Steffen, 2002 13.65
6. **Jahisha Thomas, 2015** **13.80**
7. Ruqayya Raheem, 1998 13.90
8. Brenda Calhoun, 1984 13.94
9. Wynsome Cole, 1997 14.10
10. Kimberly Stanford, 2008 14.11

200 Meters

1. **Brittany Brown, 2015** **22.89**
2. **Lake Kwaza, 2015** **23.43**
3. Shellene Williams, 2004 23.50
4. Kineke Alexander, 2006 23.58
5. Davera Taylor, 1984 23.59
6. Vivien McKenzie, 1985 23.61
7. Yolanda Hobbs, 1995 23.65
8. Erin Jones, 2012 23.71
9. Rhonda Kaye Trusty, 2010 23.74
10. Tanja Reid, 1995 23.75

400 Meters

1. Kineke Alexander, 2006 51.35
2. Shellene Williams, 2004 51.94
3. **Elaxis Guster, 2015** **52.19**
4. Ashley Liverpool, 2012 52.47
5. Ellen Grant, 1996 52.65
6. Senta Hawkins, 1988 54.01
- Bethany Praska, 2011 54.01
8. Marlene Poole, 1994 54.03
9. Elaine Jones, 1983 54.40
10. Nicole Charles, 2001 54.48

400-Meter Hurdles

1. Mary Knoblauch, 1981 56.16
2. Wynsome Cole, 1998 56.67
3. **MonTayla Holder, 2014** **57.81**
4. Chris Davenport, 1981 59.18
5. Hannah Simonson, 2012 59.54
6. Sarah Steffen, 2002 59.59
7. Tiffany Hendricks, 2011 59.63
8. Nicole Erickson, 2012 59.77
9. Beverly Powell, 1991 59.96
10. Kelsey Quinn, 2012 59.99

800 Meters

1. Bethany Praska, 2011 2:03.78
2. Kay Stormo, 1982 2:05.67
3. Michelle Lahann, 2004 2:06.79
4. **Katharina Trost, 2015** **2:07.09**
5. Aisha Hume, 2005 2:08.50
6. **Mahnee Watts, 2014** **2:08.58**
7. **Adrienne Alexia, 2013** **2:08.61**
8. Jeanne Kruckeberg, 1987 2:08.75
9. **Kaitlyn Nelson, 2013** **2:08.83**
10. Ann Pare, 1997 2:09.25

1,500 Meters

1. Meghan Armstrong, 2006 4:17.41
2. Betsy Flood, 2010 4:17.75
3. Jeanne Kruckeberg 1989 4:19.71
4. McKenzie Melander, 2012 4:20.22
5. Lauren Hardesty, 2009 4:20.40
6. Diane Nukuri, 2007 4:20.95
7. Penny O'Brien, 1985 4:21.43
8. Kay Stormo, 1982 4:22.24
9. Michelle Lahann, 2004 4:24.00
10. Shannon Stanley, 2006 4:25.08

3,000 Meters

1. Diane Nukuri, 2008 9:18.82
2. Penny O'Brien, 1985 9:20.61
3. McKenzie Melander, 2012 9:21.59
4. Betsy Flood, 2010 9:22.63
5. Nan Doak, 1985 9:23.04
6. Tracy Dahl, 1992 9:23.53
7. Meghan Armstrong, 2006 9:28.03
8. Brooke Eilers, 2011 9:30.08
9. Jeanne Kruckeberg, 1989 9:30.69
10. Jennifer Brower, 1992 9:34.59

3,000-Meter Steeplechase

1. **Marta Bote Gonzalez, 2015** **10:23.15**
2. Danielle Berndt, 2011 10:26.54
3. Jessica Schmidt, 2008 10:27.18
4. Sarah Arens, 2004 10:34.50
5. Hannah Roeder, 2011 10:35.22
6. Kelsey Hart, 2011 10:47.56
7. Katie Ellis, 2010 11:02.62
8. Michelle Lahann, 2003 11:16.21
9. Becca Thompson, 2003 11:19.50

5,000 Meters

1. Nan Doak, 1985 15:45.84
2. McKenzie Melander, 2012 15:57.13
3. Diane Nukuri, 2008 15:59.39
4. Betsy Flood, 2011 16:04.46
5. Meghan Armstrong, 2008 16:08.83
6. Brooke Eilers, 2011 16:11.86
7. Mareike Schrulle, 2013 16:12.66
8. Jenny Spangler, 1983 16:17.21
9. Tracy Dahl, 1992 16:18.77
10. Racheal Marchand, 2008 16:27.02




Tammilee Kerr



Lake Kwaza



Diane Nukuri



Bethany Praska

OUTDOOR ALL-TIME TOP 10 PERFORMERS



Alana Redfern



Peaches Roach



Annemie Smith



Jessie Strand



Majesty Tutson



Lisa Van Steenwyk



Renee White

10,000 Meters

1. Diane Nukuri, 2008 33:17.01
2. Jennifer Brower, 1991 33:23.38
3. Meghan Armstrong, 2008 33:28.00
4. Nan Doak, 1985 33:33.03
5. Jenny Spangler, 1983 33:39.24
6. Racheal Marchand, 2008 34:05.87
7. McKenzie Melander, 2012 34:29.83
8. Tracy Dahl, 1992 34:30.09
9. Betsy Flood, 2011 35:05.10
10. Nikki Chapple, 2004 35:06.35

Heptathlon

1. Tammilee Kerr, 2008 5,633 pts
2. Kathy Gillespie, 1983 5,262 pts
3. Tiff Pedersen, 2004 4,976 pts
4. Janet Adams, 1981 4,855 pts
5. Sarah Ryan, 2012 4,819 pts
6. Ruqayya Raheem, 1997 4,665 pts
7. Angela Chadwick, 1993 4,493 pts
8. **Kassidy Ellis, 2014 4,242 pts**
9. Missy Miller, 2010 4,227 pts
10. Angie Hensel, 2004 4,073 pts

High Jump

1. Peaches Roach, 2006 6-1 1/4 (1.86)
2. Mary Mol, 1983 6-0 (1.83)
3. **Khanishah Williams, 2013 5-11 1/4 (1.81)**
4. Caleigh Bacchus, 2010 5-10 (1.78)
5. Lynn McMillan, 1988 5-9 1/4 (1.76)
6. Kacey Childs, 2001 5-8 1/2 (1.74)
7. Kristi Dinkla, 1985 5-8 (1.73)
- Becky Kaza, 1995 5-8 (1.73)
- Eve Cullinan, 2003 5-8 (1.73)
10. Zinnia Miller, 2012 5-7 1/4 (1.71)
- Madison Rouw, 2014 5-7 1/4 (1.71)**

Pole Vault

1. Jessie Strand, 2003 12-10 1/4 (3.92)
2. Sarah Burgett, 2006 12-1 3/4 (3.70)
3. Kirsten Weismantle, 2011 12-0 (3.66)
4. Katie Truedson, 2010 11-5 1/4 (3.49)
5. Gina Shannon, 2001 11-2 1/4 (3.41)
6. Brittany Holst, 2013 11-1 (3.38)
7. **Elyssa Tracy, 2015 10-6 (3.20)**
8. Kacey Childs, 2000 8-0 1/2 (2.45)

Long Jump

1. Aisha James, 2003 22-3 (6.78)
2. Zinnia Miller, 2014 20-6 1/2 (6.26)
3. Renee White, 2008 20-3 3/4 (6.19)
4. **Jahisha Thomas, 2015 20-3 (6.17)**
5. Carisa Leacock, 2014 19-11 3/4 (6.09)
6. Becki Borg, 1988 19-7 1/4 (5.97)
7. **Kassidy Ellis, 2015 19-6 1/4 (5.95)**
8. Lisa Moats, 1986 19-6 (5.95)
9. Tammilee Kerr, 2008 19-4 1/4 (5.90)
10. Yolanda Hobbs, 1993 19-2 1/2 (5.85)

Triple Jump

1. Renee White, 2008 43-10 3/4 (13.36)
2. Zinnia Miller, 2014 42-0 1/2 (12.81)
3. Tiffany Johnson, 2007 41-8 3/4 (12.72)
4. Carisa Leacock, 2012 40-10 1/2 (12.46)
5. Becki Borg, 1988 40-7 1/2 (12.38)
6. Lynn McMillan, 1988 39-6 1/2 (12.05)
7. Lynn, 1998 39-0 (11.88)
8. Kacey Childs, 2001 37-8 (11.48)
9. Becca Franklin, 2004 36-10 1/2 (11.24)
10. Janna Houtz, 1984 33-10 1/2 (10.32)

Shot Put

1. Lisa Van Steenwyk, 1992 50-8 (15.44)
2. Gail Smith, 1984 50-3 1/4 (15.32)
3. Denise Taylor, 1992 50-1 3/4 (15.28)
4. Kamesha Marshall, 2005 48-6 3/4 (14.80)
5. Laura Kriener, 1990 48-2 1/2 (14.69)
6. Jennifer Gilson, 2002 47-10 (14.58)
7. Rachel Curry, 2013 47-9 1/4 (14.56)
8. Jennifer Moon, 2000 47-5 1/4 (14.46)
9. Courtney Fritz, 2014 46-6 1/4 (14.18)
10. Mandy Chandler, 2006 46-0 (14.02)

Discus

1. Majesty Tutson, 2013 181-1 (55.19)
2. **Dakotah Goodell, 2014 169-4 (51.62)**
3. Tiffany Medenwaldt, 2010 .. 161-3 (49.16)
4. Denise Taylor, 1992 160-5 (48.90)
5. Amanda Stahle, 2014 159-3 (48.54)
6. Lisa Van Steenwyk, 1991 159-1 (48.50)
7. Gail Smith, 1983 158-2 (48.22)
8. Ashlyn Gulvas, 2011 154-11 (47.23)
9. Courtney Fritz, 2012 154-1 (46.96)
10. Kamesha Marshall, 2005 ... 152-11 (46.62)
- Lindsay Herra, 2015 152-11 (46.60)**

Javelin

1. Alana Redfern, 2003 181-5 (55.30)
2. Tammilee Kerr, 2008 163-5 (49.81)
3. Mandy Beck, 1999 153-4 (46.74)
4. **Dakotah Goodell, 2015 153-3 1/4 (46.71)**
5. Terri Soldan, 1983 152-6 1/4 (46.48)
6. Shani Renning, 1990 152-3 (46.40)
7. **Kayla Hochhalter, 2015 152-6 (46.49)**
8. Clara Simon, 1981 149-9 (45.64)
9. Janet Adams, 1984 148-7 (45.28)
10. Amanda Stahle, 2014 148-0 (45.11)

Hammer Throw

1. **Annemie Smith, 2015 .. 200-1 1/2 (60.99)**
2. Jasmine Simpson, 2013 197-7 (60.23)
3. Becca Franklin, 2007 195-0 (59.45)
4. Ashlyn Gulvas, 2014 192-9 (58.75)
5. Kelsey Taylor, 2011 177-0 (53.95)
6. **Leah Colbert, 2015 173-0 3/4 (52.74)**
7. Tiffany Medenwaldt, 2010 171-11 (52.40)
8. Erin O'Hern, 2008 168-9 (51.45)
9. Chelsea Colpitts, 2013 162-5 (49.51)
10. Kerri Blackstone, 1999 161-10 (49.32)

MEN'S OUTDOOR ALL-TIME TOP 10 RELAYS

400-Meter Relay

1. Mincy, **Wilson, Harrington, Brown**, 2014 39.19
2. Mincy, Austin, E. Holmes, Larney, 2013 39.31
3. Beecham, Duckett, Greer, R. Smith, 1984 39.48
4. Mullen, Austin, E. Holmes, Larney, 2013 39.66
Saucer, Jr., Thompson, Harrington, Mallett, 2015 39.66
6. Page, Davis, Rozell, Morris, 1996..... 39.73
Brown, Harrington, Mincy, Wilson, 2014 39.73
8. **Saucer, Jr., Mallett, Thompson, Brown, 2015 39.77**
9. Mincy, Sayon, Chaney, Jr., Austin, 2011..... 39.86
10. Richardson, Sayon, Chaney, Jr., Bee, 2009..... 39.94

Shuttle Hurdle Relay

1. McGhee, Armstrong, Falls, Stelle, 1989 57.80
2. Wigginton, Jones, Lacey, McCoy, 1985 59.77
3. 1975 1:05.20

800-Meter Relay

1. Richardson, Sayon, Richards, Chaney, Jr., 2009 1:24.85
2. Harrington, VanCleave, Wilson, Mallett, 2014 1:24.86
3. Austin, Brown, Larney, VanCleave, 2013 1:25.60
4. Barclay, McCalister, Jensen, Elliott, 1979..... 1:26.39
5. Thomas, Balkrishnan, Patterson, Freidrich 1991..... 1:28.38
6. Balkrishnan, Patterson, Thomas, Freidrich, 1991 1:29.04

1,600-Meter Relay

1. Morris, Davis, Page, Rozell, 1995..... 3:03.11
2. Branch, Dwight, Dodge, Yamini, 1999 3:03.29
3. Ferree, Frazier, Mondane, Reimer, 1967 3:04.10
4. Rozell, Morris, Davis, Yamini, 1996..... 3:04.71
5. Willey, Barton, Richards, Sowinski, 2010..... 3:05.61
6. Richards, Davey, E. Holmes, Sowsinski, 2012 3:05.77
7. Cameron, Williams, McGhee, McCoy, 1985 3:06.00
8. Rozell, Davis, Dwight, Raymond, 1997 3:06.06
Dodge, Kunkel, Coleman, Peterson, 2001 3:06.06
10. Austin, **Davey**, Richards, Sowinski, 2012 3:06.49

Sprint Medley Relay

1. McCorkle, Jones, Chung, Strozier, 1990 3:15.64
2. Sayon, Austin, Willey, Sowinski, 2011 3:16.18
3. Richards, Larney, Davey, Sowinski, 2012 3:17.25
4. Richardson, Richards, Willey, Sowinski, 2010..... 3:17.74
5. Armstrong, Thomas, Maybank, Strozier, 1991 3:18.93
6. Yamini, Davis, Dodge, Donovan, 1999 3:19.87
7. Richards, Chaney, Jr., Barton, Hairston, 2009..... 3:20.05
8. **Harrington, Mallett, Davey, Teubel**, 2014 3:20.08
9. McCorkle, Armstrong, Chung, Strozier, 1990 3:20.43
10. Dodge, Yamini, Branch, Donovan, 1999 3:20.83

3,200 Meter Relay

1. Schum, Christensen, Steffen, Criswell, 1971 7:18.60
2. Hairston, Prom, Thode, Sowinski, 2011..... 7:23.77
3. Corrigan, Blackman, Strozier, Chambers, 1989 7:29.00
4. **Lilly, Dorman, Teubel, Davey, 2015 7:31.48**
5. Willey, Braff, Sowinski, Hairston, 2009 7:33.08
6. Tweedy, Gajewski, Linden, O'Hollearn, 2005 7:33.12
7. Cunningham, Tweedy, S. Allen, Thomas, 2001..... 7:34.12
8. Long, Tweedy, Dziubski, O'Hollearn, 2004 7:35.10
9. 1999 7:36.43
10. Prom, Slaymaker, Wheeler, Weir, 2012 7:38.15

Distance Medley Relay

1. Pershing, Moeller, Slack, Docherty, 1978 9:39.94
2. Kuczwarra, Barton, Hairston, Thode, 2011 9:41.37
3. N. Holmes, **Van Cleave**, Sowinski, Thode, 2012 9:41.59
4. Young, Barton, Kuczwarra, Luciano, 2010..... 9:42.97
5. Prom, **Davey**, Weir, **Witt**, 2013..... 9:53.83
6. Theisen, Williams, Wiesa, Waters, 1985 9:54.04
7. Wilfong, Slaymaker, **Teubel, Witt**, 2013 9:54.05
8. Luciano, Pierre, Hairston, VanDenend, 2007..... 9:54.07
9. VanDenend, Riley, O'Hollearn, Rakaric, 2006..... 9:54.97
10. Feeldy, Eischeid, Novotny, Peters, 1996 9:55.71

6,400 Meter Relay

1. Pershing, Fuller, Moeller, Docherty, 1978..... 16:27.70
2. Rakaric, Webster, MacTaggart, VanDenend, 2006..... 16:55.43
3. **Lewis, Witt, Hart, Fourman, 2015 16:58.44**
4. Paul, Kadlec, Thode, Luciano, 2010 17:01.46
5. **Witt, Lewis, Hart, Butler**, 2014 17:01.65
6. N. Holmes, **Witt**, Thode, **Lewis**, 2012..... 17:02.26
7. Thomas, Allen, Rakaric, Lloyd, 2003 17:06.27
8. Pittman, Novotny, Feeldy, Marquardt, 1995 17:12.49
9. Bakker, Feeldy, Peters, Pittman, 1996 17:13.10
10. Allen, Trainor, McDermott, Esche, 2002 17:14.53

WOMEN'S OUTDOOR ALL-TIME TOP 10 RELAYS

400-Meter Relay

1. **Kwaza, Guster, Hernandez, Brown, 2014** 44.51
2. **Kwaza, Guster, Holder, Brown, 2014**..... 44.62
3. Poole, Reid, Floyd, Hobbs, 1994..... 44.63
4. Charles, Williams, Providence, James, 2003 44.71
- Brown, Kwaza, Ellis, Holder, 2015**.....**44.71**
6. Floyd, Hobbs, Poole, Reid, 1994..... 44.80
7. **Holder, Guster, Kwaza, Brown, 2015**.....**44.93**
8. Fouchè, Williams, Providence, James, 2003..... 45.02
9. **Ellis, Guster, Kwaza, Brown, 2015**.....**45.07**
10. Alexander, Granger, Johnson, Roach, 2006 45.11

Shuttle Hurdle Relay

1. Prendergast, Cole, Raheem, Ruen, 1998..... 56.44
2. Cole, Prendergast, Raheen, Ruen, 1998..... 56.54
3. Raheen, Prendergast, Cole, Ruen, 1998..... 57.53

800-Meter Relay

1. Hobbs, Reid, Floyd, Poole, 1994..... 1:35.69
2. Roach, McCalla, Alexander, Johnson, 2006 1:36.19
3. Williams, Charles, Fouchè, Providence, 2003..... 1:37.49
4. Herrmann, McCalla, Raymond, Roach, 2004..... 1:37.66
5. Charles, Dixon, Knight, Prendergast, 2002 1:38.15
6. Prendergast, Dixon, Knight, Providence, 2001 1:38.73
7. Trusty, Hendricks, Graham, Erickson, 2009 1:38.79
8. Dixon, Knight, Prendergast, Providence, 2001 1:38.93
9. Dixon, Providence, Knight, Charles, 2001..... 1:39.68
10. Underwood, Bynoe, Raheem, Wynter, 1997 1:39.72

1,600-Meter Relay

1. **Guster, Hernandez, Holder, Kwaza, 2014**..... 3:34.83
2. Praska, Hendricks, Liverpool, Erickson, 2011 3:35.93
3. **Guster, Watts, Hernandez, Kwaza, 2014** 3:36.09
4. Hume, Charles, Steffen, Williams, 2003 3:36.26
5. **Kwaza, Guster, Hernandez, Holder, 2014**..... 3:36.40
6. Simsonson, Liverpool, Erickson, Sack, 2012 3:37.57
7. **Guster, Watts, Holder, Kwaza, 2014**..... 3:37.73
8. **Guster, Holder, Hernandez, Kwaza, 2014**..... 3:37.95
9. McCalla, Granger, Alexander, Johnson, 2006 3:38.36
10. **Kwaza, Holder, Champe, Guster, 2015****3:38.38**

Sprint Medley Relay

1. Jones, Hendricks, Liverpool, Praska, 2011..... 3:48.63
2. **Brown, Kwaza, Guster, Watts, 2014** 3:51.18
3. **Kwaza, Brown, Guster, Trost, 2015****3:53.29**
4. **Kwaza, R. Moore, Holder, Alexia, 2013** 3:54.51
5. Trusty, R. Moore, Hendricks, Praska, 2010 3:56.53
6. Reid, Philip, Hobbs, Benning, 1995 3:56.54
7. Roach, Alexander, McCalla, Stanley, 2005 3:56.99
8. **Kwaza, R. Moore, Alexia, Nelson, 2013** 3:58.72
9. Clarke, Graham, Jones, Poncé, 2007 3:59.34
10. **Thomas, Champe, Nelson, Watts, 2015****3:59.35**

3,200-Meter Relay

1. Suppelsa, Wodek, Kruckeberg, Schneckloth, 1987..... 8:46.45
2. Lahann, Stanley, Hume, Barber, 2004 8:48.87
3. Schneckloth, Roberts, Hawkins, Kruckeberg, 1989 8:49.38
4. **Trost, Maser, Alexia, Nelson, 2014**..... 8:49.95
5. Flood, Dlh, L. Hardesty, Docherty, 2009..... 8:53.91
6. Armstrong, Stanley, Laney, Hume, 2005..... 8:54.27
7. O'Brien, Camarigg, Williams, Stormo, 1981 8:54.36
8. Flood, Melander, Praska, Hardesty, 2010 8:54.45
9. Drapcho, Schlader, Williams, Stormo, 1980 8:56.14
10. Drapcho, Mitchell, Schlader, Stormo, 1979 8:57.24

Distance Medley Relay

1. Hoskins, Powell, Schneckloth, Kruckeberg, 1989 11:22.18
2. Armstrong, Alexander, Poncé, Stanley, 2007..... 11:25.05
3. Stanley, McCalla, Hume, Armstrong, 2005..... 11:34.04
4. Barber, Williams, Hume, Arens, 2004..... 11:34.56
5. Thompson, Williams, Hume, Arens, 2003 11:39.02
6. 2000 11:39.83
7. Schrulle, Erickson, Placzek, Eilers, 2012 11:40.57
8. Davenport, xx, xx, xx, 1981..... 11:41.44
9. Pare, Grant, Benning, Gilchrist, 1997 11:41.92
10. Dlh, Erickson, Docherty, Anderson, 2010..... 11:43.06

6,400-Meter Relay

1. Flood, Melander, A. Hardesty, L. Hardesty, 2010..... 19:05.63
2. Nukuri, Marchand, Henize, Armstrong, 2008..... 19:15.42
3. Flood, Laesch, Ranegar, Melander, 2012 19:16.73
4. Flood, Eilers, Melander, L. Hardesty, 2011 19:17.52
5. Flood, Melander, A. Hardesty, Eilers, 2009..... 19:36.43
6. Scott, Gordon, Schrulle, Gambrall, 2013 19:41.15
7. **Jones, Bote Gonzalez, Wilberding, Reischmann, 2015** ...**19:59.72**
8. **Maser, Price, Wilberding, Montuclard, 2014**..... 20:23.27
9. Chapple, Laney, Donlon, Sokol, 2005 20:39.12
10. Arens, Barber, Butler, Roberts, 2001 20:40.89

OUTDOOR SEASON & COLLEGIATE BEST PERFORMANCES - Updated 6/1/15

400-METER RELAY (School Record - 39.31)

Names	Season Best	Meet - Date
Saucer, Jr., Thompson, Harrington, Mallett	39.66	Musco Twilight – 5/2/15
Saucer, Jr., Mallett, Thompson, Brown	39.77	at NCAA West Preliminary – 5/30/15

110-METER HURDLES (School Record - 13.43)

Name	Season Best	Meet - Date	Collegiate Best	Meet - Date
Aaron Mallett	13.43 *	at Big Ten Championships – 5/17/15	13.43 *	at Big Ten Championships – 5/17/15

400-METER HURDLES (School Record - 48.83)

Name	Season Best	Meet - Date	Collegiate Best	Meet - Date
Mitch Wolff	51.10	at NCAA West Preliminary – 5/29/15	51.10	at NCAA West Preliminary – 5/29/15

400 METERS (School Record - 51.35)

Name	Season Best	Meet - Date	Collegiate Best	Meet - Date
Elexis Guster	52.19	at Big Ten Championships – 5/17/15	52.19	at Big Ten Championships – 5/17/15

200 METERS (School Record – 22.89)

Name	Season Best	Meet - Date	Collegiate Best	Meet - Date
Brittany Brown	22.89 *	at Big Ten Championships – 5/17/15	22.89 *	at Big Ten Championships – 5/17/15

TRIPLE JUMP (School Record - 16.66 meters)

Name	Season Best	Meet - Date	Collegiate Best	Meet - Date
Babatunde Amosu	53-10 (16.15m)	at Big Ten Championships – 5/17/15	53-10 (16.15m)	at Big Ten Championships – 5/17/15

* - school record, % - facility record, # - meet record, ^ - part of decathlon

2015 NCAA DIVISION I OUTDOOR TRACK & FIELD CHAMPIONSHIPS - EUGENE, OREGON

All times listed are Pacific
Schedule is subject to change

WEDNESDAY, JUNE 10

THURSDAY, JUNE 11

FRIDAY, JUNE 12

SATURDAY, JUNE 13

TIME	TRACK EVENTS	ROUND	DIVISION
4:00 PM	4x100 Relay	Semifinal	Men
4:14 PM	1500 Meters	Semifinal	Men
4:28 PM	200 Meters	Heptathlon	Women
4:38 PM	3000 Steeplechase	Semifinal	Men
5:02 PM	110 Hurdles	Semifinal	Men
5:16 PM	100 Meters	Semifinal	Men
5:30 PM	400 Meters	Semifinal	Men
5:44 PM	400 Meters	Decathlon	Men
5:54 PM	800 Meters	Semifinal	Men
6:10 PM	400 Hurdles	Semifinal	Men
6:24 PM	200 Meters	Semifinal	Men
6:43 PM	10,000 Meters	Final	Men
7:28 PM	4x400 Relay	Semifinal	Men

TIME	FIELD EVENTS	ROUND	DIVISION
1:30 PM	Hammer	Final	Men
4:00 PM	Pole Vault	Final	Men
5:00 PM	Javelin	Final	Men
5:15 PM	Long Jump	Final	Men
5:30 PM	Shot Put	Final	Men

TIME	COMBINED EVENTS	DIVISION
11:30 AM	100 Meters	Decathlon Men
12:15 PM	Long Jump	Decathlon Men
1:30 PM	Shot Put	Decathlon Men
2:45 PM	High Jump	Decathlon Men
5:44 PM	400 Meters	Decathlon Men

11:00 AM	100 Hurdles	Heptathlon Women
12:00 PM	High Jump	Heptathlon Women
2:45 PM	Shot Put	Heptathlon Women
4:28 PM	200 Meters	Heptathlon Women

TIME	TRACK EVENTS	ROUND	DIVISION
4:00 PM	4x100 Relay	Semifinal	Women
4:14 PM	1500 Meters	Semifinal	Women
4:28 PM	800 Meters	Heptathlon	Women
4:38 PM	3000 Steeplechase	Semifinal	Women
5:02 PM	100 Hurdles	Semifinal	Women
5:16 PM	100 Meters	Semifinal	Women
5:30 PM	400 Meters	Semifinal	Women
5:44 PM	800 Meters	Semifinal	Women
6:00 PM	400 Hurdles	Semifinal	Women
6:14 PM	200 Meters	Semifinal	Women
6:28 PM	1500 Meters	Decathlon	Men
6:38 PM	10,000 Meters	Final	Women
7:18 PM	4x400 Relay	Semifinal	Women

TIME	FIELD EVENTS	ROUND	DIVISION
1:30 PM	Hammer	Final	Women
4:45 PM	Pole Vault	Final	Women
5:15 PM	Long Jump	Final	Women
5:30 PM	Javelin	Final	Women
5:40 PM	Shot Put	Final	Women

TIME	COMBINED EVENTS	DIVISION
10:00 AM	110 Hurdles	Decathlon Men
11:00 AM	Discus	Decathlon Men
1:00 PM	Pole Vault	Decathlon Men
3:15 PM	Javelin	Decathlon Men
6:28 PM	1500 Meters	Decathlon Men

12:00 PM	Long Jump	Heptathlon Women
1:15 PM	Javelin	Heptathlon Women
4:28 PM	800 Meters	Heptathlon Women

TIME	TRACK EVENTS	ROUND	DIVISION
4:35 PM	4x100 Relay	Final	Men
4:45 PM	1500 Meters	Final	Men
4:57 PM	3000 Steeplechase	Final	Men
5:15 PM	110 Hurdles	Final	Men
5:25 PM	100 Meters	Final	Men
5:35 PM	400 Meters	Final	Men
5:50 PM	800 Meters	Final	Men
6:00 PM	400 Hurdles	Final	Men
6:10 PM	200 Meters	Final	Men
6:30 PM	5000 Meters	Final	Men
6:50 PM	4x400 Relay	Final	Men

TIME	FIELD EVENTS	ROUND	DIVISION
4:00 PM	High Jump	Final	Men
4:05 PM	Discus	Final	Men
4:30 PM	Triple Jump	Final	Men

TIME	TRACK EVENTS	ROUND	DIVISION
2:05 PM	4x100 Relay	Final	Women
2:15 PM	1500 Meters	Final	Women
2:27 PM	3000 Steeplechase	Final	Women
2:45 PM	100 Hurdles	Final	Women
2:55 PM	100 Meters	Final	Women
3:05 PM	400 Meters	Final	Women
3:20 PM	800 Meters	Final	Women
3:30 PM	400 Hurdles	Final	Women
3:40 PM	200 Meters	Final	Women
4:00 PM	5000 Meters	Final	Women
4:20 PM	4x400 Relay	Final	Women

TIME	FIELD EVENTS	ROUND	DIVISION
1:30 PM	High Jump	Final	Women
1:35 PM	Discus	Final	Women
2:00 PM	Triple Jump	Final	Women



2015 OUTDOOR TRACK & FIELD CHAMPIONSHIPS

DIVISION I • EUGENE, OREGON