

IOWA

BASKETBALL

University of Iowa

March 1, 2008

Illinois at Iowa

Carver-Hawkeye Arena

Iowa Hawkeyes (12-17, 5-11)

							Pts.	Reb.	FG%	FT%
44	Cyrus Tate	F	6-8	240	Jr.	Chicago, IL (Northeast, NE CC)	8.0	5.0	.688	.585
53	Seth Gorney	F	7-0	245	Sr.	Vandalia, OH (Butler)	4.4	5.2	.450	.708
11	Tony Freeman	G	6-1	190	Jr.	Maywood, IL (St. Joseph's)	13.7	3.2	.365	.662
24	Justin Johnson	G	6-6	190	Sr.	Tyler, TX (Tyler, TX CC)	12.2	4.8	.370	.744
32	Jake Kelly	G	6-6	180	Fr.	Carmel, IN (Carmel)	6.8	1.9	.386	.780

Illinois Fighting Illini (11-17, 3-12)

23	Rodney Alexander	F	6-7	225	Jr.	Benton Harbor, MI (Redlands, OK CC)	4.9	3.2	.398	.696
55	Shaun Pruitt	C	6-10	245	Sr.	Aurora, IL (West Aurora)	12.4	7.1	.561	.569
1	Trent Meacham	G	6-2	195	Jr.	Champaign, IL (Centennial)	10.6	2.3	.404	.805
3	Chester Frazier	G	6-2	190	Jr.	Baltimore, MD (Notre Dame Prep)	4.9	5.2	.336	.526
32	Demetri McCamey	G	6-3	205	Fr.	Bellwood, IL (St. Joseph's)	7.8	2.8	.362	.585

THE SETTING

Iowa (12-17, 5-11) closes its home season against Illinois (11-17, 3-12) Saturday, March 1 in the only meeting of the regular season with the Fighting Illini. Game time is 5:05 p.m. in Carver-Hawkeye Arena (15,500). A limited number of single tickets remain.

Iowa lost to Penn State 65-64 Wednesday in State College. Illinois has been idle since a 49-43 loss at Michigan on Feb. 23.

ON THE AIR

Radio: Iowa games are broadcast on the Hawkeye Radio Network. Gary Dolphin handles the play-by-play, along with color commentator Bob Hansen. The Hawkeye Radio Network coverage includes a 60-minute pre-game show.

Television: The Big Ten Network will carry the game to a national cable audience. The game can also be viewed on DIRECTV (channel 220) and the DISH Network (channel 439). Roget Twibell and Tim McCormick will call the action.

IOWA HISTORY

Iowa has played 2,437 games since beginning basketball in 1902. Overall Iowa's record is 1,450-987 (.595). That includes a 912-315 (.743) record in home games, a 538-672 (.445) record in games away from Iowa City, a 689-676 (.505) mark in Big Ten games and a 318-89 (.781) record in Carver-Hawkeye Arena.

IOWA IN CARVER-HAWKEYE ARENA

Iowa has compiled a 318-89 (.781) record in Carver-Hawkeye Arena since the facility opened in January, 1983. Iowa is 151-72 (.677) in Big Ten games and 167-17 (.908) in non-Big Ten games.

IOWA SENIORS BID FAREWELL

Five members of the Iowa basketball program, including three Hawkeye players, will take part in their final home game Saturday against Illinois. They are center Seth Gorney, guard Justin Johnson and center Kurt Looby, along with senior manager Stephen Tjaden and graduate assistant athletic trainer Brad Floy. Those five members will be recognized in pre-game ceremonies.

FINAL CONTEST IS TUESDAY

Iowa's final game of the regular season, at Northwestern, will be played Tuesday, March 4. The Big Ten Network will televise that contest, with an 8 p.m. start time.

Schedule/Results

Record: 12-17 (5-11)

Nov. 9	Idaho State	W	58-43
Nov. 14	Northern Colorado	W	59-47
* Nov. 18	Florida Gulf Coast	W	62-49
* Nov. 20	MD Eastern Shore	W	65-48
* Nov. 23	Bradley (n)	L	56-67
* Nov. 24	Utah State (n)	L	62-75
Nov. 26	Wake Forest	L	47-56
+ Nov. 30	LA-Monroe (OT)	L	67-72
+ Dec. 1	Eastern Illinois	W	57-45
Dec. 5	at Northern Iowa	W	62-55
Dec. 8	at Iowa State	L	47-56
Dec. 14	Drake	L	51-56
Dec. 29	SE Louisiana	W	57-50
Jan. 2	Indiana	L	76-79
Jan. 5	at Wisconsin	L	51-64
Jan. 9	at Ohio State	L	48-79
Jan. 12	Michigan State	W	43-36
Jan. 16	Purdue	L	62-67
Jan. 19	at Michigan	W	68-60
Jan. 23	at Indiana	L	43-65
Jan. 26	Penn State	W	64-49
Jan. 30	at Purdue	L	50-51
Feb. 2	Ohio State	W	53-48
Feb. 6	Wisconsin	L	54-60
Feb. 9	at Minnesota	L	50-63
Feb. 14	Michigan	L	52-60
Feb. 19	Northwestern	W	53-51
Feb. 23	at Michigan State	L	52-66
Feb. 27	at Penn State	L	64-65
Mar. 1	Illinois, 5:05 p.m.		
Mar. 4	at Northwestern, 8:05 pm		
Mar. 13-16	Big Ten Tournament		

* -- South Padre Island Invitational
+ -- Hawkeye Challenge, Iowa City

All times listed are Central Time

Coach Todd Lickliter

Todd Lickliter is in his first season as the head basketball coach at the University of Iowa. Lickliter spent the last six seasons as the head coach at Butler University.

Lickliter, in his seventh season as a college head coach, holds a career mark of 143-78 (.647), including a 12-17 record in his first season at Iowa. Lickliter posted a 131-61 (.682) record as Butler's head coach. He led Butler to four post-season tournament berths, including trips to the NCAA Sweet 16 in 2003 and 2007.



Lickliter was named the 2006-07 Division I Coach of the Year by the National Association of Basketball Coaches (NABC) and was recognized as the High-Major Coach of the Year by collegehoops.net. He was also named 2007 Horizon League Coach of the Year for the second consecutive year after guiding the Bulldogs to a school and league-record 29 victories.

He led Butler to the regular season co-championship in the Horizon League in 2007. The Bulldogs advanced to the Sweet 16 in the NCAA Tournament before falling to eventual national champion Florida (65-57).

Butler during the 2006-07 season won three games over top 25 opponents (Tennessee, Gonzaga, Maryland) and recorded eight victories over teams that participated in the NCAA Tournament.

Butler averaged 22 wins per year under Lickliter, winning league titles in 2002, 2003 and 2007 while winning at least 20 games in four of six seasons.

Lickliter led the Bulldogs to an unbeaten home record (12-0) in 2002-03, and mentored Butler to a 70-12 (.854) home mark in his six seasons. His Bulldog teams were 6-5 against teams ranked in the "Top 25" and compiled four of the top 10 winning streaks in Butler history.

In his first season as Butler's head coach, Lickliter guided the Bulldogs to a then school-record 26 victories and a third consecutive Horizon League regular season title.

Lickliter guided the 2003 Bulldogs to an even more impressive season in his second year as head coach. He led Butler to a 27-6 record, breaking the single-season mark for victories for a second consecutive year.

Lickliter served as an assistant coach at Butler and Eastern Michigan and was a high school head coach in Indianapolis and Danville, IL.

In his final two seasons as a Butler assistant coach, the Bulldogs compiled a 47-16 record, including "Top 25" wins over 10th-ranked Wisconsin and 23rd-ranked Wake Forest. The win over the Demon Deacons in the 2001 NCAA Tournament was Butler's first NCAA Tournament victory in 39 years.

Lickliter played his final two collegiate seasons at Butler, where he earned a B.S degree in secondary education in 1979.

Lickliter has not coached against Illinois or Illini Coach Bruce Weber.

Iowa Quick Facts

Location:	Iowa City, IA
Founded:	1847
Enrollment:	30,409
President:	Sally Mason
Athletic Director:	Gary Barta
Conference:	Big Ten
Home Arena:	Carver-Hawkeye (15,500)
All-Time Record:	1,450-987 (.595)
All-Time Big Ten Record:	689-676 (.505)
NCAA Appearances:	22
NCAA Tournament Record:	27-24
Head Coach:	Todd Lickliter (Butler)
Record At Iowa:	12-17 (1st season)
Career Record:	143-78 .647 (7th season)
Big Ten Record:	5-11
Assistant Coaches:	Joel Cornette (Butler) LaVall Jordan (Butler) Chad Walthall (Concordia, MN)
Dir. of Operations:	Jerry Strom (Concordia, NE)
Basketball Intern:	Justin Wieck (Iowa)
Trainer:	John Streif
Sports Information:	Phil Haddy/Steve Roe
Sports Info. Telephone:	319-335-9411
Sports Info. FAX:	319-335-9417
Internet Address:	www.hawkeyesports.com

CYRUS TATE NAMED PLAYER OF THE WEEK

Iowa forward Cyrus Tate was named Big Ten Conference Player of the Week for his efforts in Iowa's two games last week. Iowa defeated Northwestern 53-51 in Iowa City and dropped a 66-52 decision at 17th-ranked Michigan State.

Tate scored a career high 26 points in the loss at Michigan State, making 10-13 field goal attempts and 6-7 free throws. He also led Iowa with nine rebounds. Tate recorded the third scoring and rebounding double-double of his career in the win over Northwestern, collecting 18 points and 11 rebounds. Tate hit 7-9 field goal attempts and 4-8 free throws against the Wildcats, while also matching a career-best with three steals. Tate scored 15 of his 18 points in the second half as Iowa rallied from a 14-point deficit for the win.

Tate is averaging eight points and five rebounds in all games, shooting 68.8% from the field. In league games, Tate is averaging 10.8 points and seven rebounds. He leads the Big Ten in field goal percentage (.723) for league games only and is fourth in rebounds. Tate scored 11 points in the loss at Penn State, while playing just 19 minutes due to foul problems.

Tate (6-8, 240), is a junior who is in his second year at Iowa after attending Northeast (Neb.) Community College for one season. This is the first Player of the Week honor for Tate and the first for an Iowa player this season.

HAWKEYES IN NATIONAL STATS

In NCAA statistical rankings, Iowa ranks fifth in scoring defense (58.0) and 36th in field goal defense (40.6%).

Senior guard Justin Johnson ranks 44th nationally in three-point field goals per game (3.0).

Iowa Basketball Roster

No.	Name	Pos.	Ht.	Wt.	Yr.	Hometown High School/CC	The Latest Scoop
2	David Palmer	C	6-9	240	So.	Antioch, TN (Oak Hill Academy)	2 rebounds vs. Indiana
4	** J.R. Angle	G	6-7	208	Jr.	Franklin, IN (Indian Creek)	4 rebounds at Indiana
11	** Tony Freeman	G	6-1	190	Jr.	Maywood, IL (St. Joseph's)	14 points & 5 rebounds at Penn State
15	Dan Bohall	G	6-4	193	So.	Sioux City, IA (East)	4 points (4-4 FT's) at Penn State
24	* Justin Johnson	G	6-6	190	Sr.	Tyler, TX (Tyler, TX CC)	12 points & 3 rebounds at Penn State
30	Jeff Peterson	G	6-0	185	Fr.	Hyattsville, MD (DeMatha HS)	6 points & 2 assists at Penn State
32	Jake Kelly	G	6-6	180	Fr.	Carmel, IN (Carmel)	17 points (7-9 Fg's) at Penn State
44	* Cyrus Tate	F	6-8	240	Jr.	Chicago, IL (Northeast, NE CC)	11 points (5-7 FG's) at Penn State
50	Jarryd Cole	F	6-7	250	Fr.	Kansas City, MO (Winnetonka)	Out for the season after ACL injury
52	* Kurt Looby	F/C	6-10	210	Sr.	St. John's, Antigua (Tyler, TX CC)	6 rebounds & 5 blocks vs. Purdue
53	** Seth Gorney	C	7-0	245	Sr.	Vandalia, OH (Butler)	6 points & 8 rebounds at Michigan State

TOURNAMENT SCHEDULE CHANGES

The Big Ten Conference has announced starting times and television coverage for all games in the Big Ten Conference Tournament. The event will take place March 13-16 at Con-seco Fieldhouse in Indianapolis.

Three games will be played Thursday, March 13, at 11 a.m. and 1:30 and 4 p.m., CT. The Big Ten Network will televise the opening game, while games two and three will air on ESPN2.

Friday's action includes four games. Those times are 11 a.m. and 1:30, 5:30 and 8 p.m., CT. The first two games on Friday will air on ESPN, while the two evening games will be on the Big Ten Network.

The semi-final games on Saturday will start at 12:40 and 3 p.m., CT. Sunday's title game is set for 2:30 p.m., CT. CBS will televise both semi-final games and the championship contest.

A complete tournament bracket is included with this release. Tournament pairings will be released Sunday, March 9, following the completion of all regular season games.

CLOSING THE HOME SEASON

Iowa has posted a 23-2 record in its final home game of the season over the past 25 seasons, with the losses coming to Michigan State in 1984 (44-51) and Wisconsin in 2001 (57-59). The Hawkeyes defeated Illinois 60-53 in the home finale a year ago.

Iowa Coach Todd Lickliter posted a perfect 6-0 record in the final home game of the season during his tenure at Butler.

IN THE RANKINGS

Iowa has played a ranked opponent in six of its Big Ten games, while Ohio State (first meeting) and Purdue (second meeting) were also listed among teams receiving votes in both major polls.

Michigan State was ranked sixth in both the Associated Press rankings and the ESPN/USA Today coaches poll at the time of the first meeting and No. 17/19 last week. Indiana was No. 11/12 and No. 7/8 and Wisconsin was No. 24/25 and No. 8/8.

IOWA VS. RANKED TEAMS

These are Iowa's most recent wins vs. nationally ranked opponents:

At Home: 43-36 over sixth-ranked Michigan State, 1/12/08

On the Road: 70-67 over 21st-ranked Indiana, 2/11/06

Neutral Court: 67-60 over 7th-ranked Ohio State, 3/12/06
In semi-finals of Big Ten Tournament

LICKLITER VS. RANKED TEAMS

Iowa Coach Todd Lickliter holds a 7-10 record when coaching against nationally ranked opponents, including a 1-5 mark at Iowa and a 6-5 record in six seasons at Butler.

This season, Iowa defeated sixth-ranked Michigan State (43-36), while dropping decisions to 11th-ranked Indiana (76-79), 24th-ranked Wisconsin (51-64), seventh-ranked Indiana (65-43), eighth-ranked Wisconsin (54-60) and 17th-ranked Michigan State (52-66).

Lickliter's Butler teams defeated ranked opponents Louisville (14th), Maryland (18th), Mississippi State (20th), Ball State (21st), Tennessee (22nd) and Gonzaga (23rd). His teams are 0-3 vs. top five opponents, including losses to third-ranked Oklahoma in 2003, third-ranked Florida in 2007 and fifth-ranked Duke in 2003.

NATIONAL COACH OF THE YEAR

Iowa Coach Todd Lickliter was named the 2007 Division I national Coach of the Year by the National Basketball Coaches (NABC) after leading Butler to 29 wins and a spot in the NCAA Sweet Sixteen.

With Iowa football Coach Kirk Ferentz earning national Coach of the Year in 2002, Iowa is one of three Division I institutions to have a former football and men's basketball national Coach of the Year currently coaching their respective team. The others are Florida (Urban Meyer and Billy Donovan) and Tennessee (Phillip Fulmer and Bruce Pearl).

Five current Big Ten Conference head coaches have earned national Coach of the Year honors.

IOWA TOUGH AT HOME

Iowa has won 42 of its last 51 games (.824) in Carver-Hawkeye Arena since the start of the 2004-05 season, including win streaks of 21-straight overall wins and 12-straight Big Ten Conference wins. Iowa has won 10 of its last 13 home games against ranked opponents. The Hawkeyes posted a 14-2 home record in 2006-07 (losses to Northern Iowa and Wisconsin) after a perfect 17-0 mark in 2006.

ILLINOIS COACH BRUCE WEBER

Bruce Weber is in his fifth season as the head coach at Illinois, but he is no stranger to Big Ten basketball. Weber was an assistant coach at Purdue from 1981-98 before taking over as the head coach at Southern Illinois prior to the 1998-99 season. Weber is in his 10th year as a head coach and his career mark stands at 226-99, including a 123-45 record at Illinois and a 103-54 mark in his five seasons at Southern Illinois. Weber also served as an assistant coach for one season at Western Kentucky (under Gene Keady) before his stint at Purdue.

Weber guided Illinois to the Big Ten regular season title in his first year at Champaign in 2004. Illinois swept the Big Ten regular season and tournament titles in 2005 while advancing to the NCAA championship game, concluding the year with a 37-2 record.

Weber led Southern Illinois to three post-season appearances in his five years, including NCAA Tournament invitations in 2002 and 2003. The Salukis earned Missouri Valley Conference titles in both 2002 and 2003 and advanced to the NCAA Sweet 16 in 2002.

Weber is 6-2 against Iowa. He has not coached against Hawkeye Coach Todd Lickliter.

THE SERIES

Illinois holds a 74-66 advantage in the series that began with a 46-36 Iowa win in 1908. Illinois won the first meeting last season 74-70 Jan. 10 in Champaign before Iowa won 60-53 March 3 in Iowa City. Iowa won 63-48 in 2006 in Iowa City before Illinois won 71-59 in Champaign. The Fighting Illini won both meetings in 2005 and 2004 and have won 10 of the last 14 meetings. The teams met just once in 2002 and 2003, with Illinois winning at home in 2002 and Iowa winning at home in 2003. Prior to 2001-02, Iowa and Illinois had met at least twice in every season since 1974.

Illinois has been ranked in the top 25 in 11 of the last 13 meetings, including No. 1 for both meetings in 2005. Illinois was ranked in the top 10 at the time of both games in 2006.

Iowa holds a 52-17 advantage in games played in Iowa City, including a 17-7 margin in Carver-Hawkeye Arena.

GAME NOTES

- Iowa and Illinois are two of four Big Ten Conference teams to have posted a winning record in each of the last seven seasons. Michigan State and Wisconsin have each clinched an eighth straight winning campaign.
- In Big Ten games only, Iowa's Cyrus Tate (.723) and Illinois' Shaun Pruitt (.630) rank first and second, respectively, in field goal percentage.

History & Record Book Online

Iowa's History and Record Book, the supplement to the 2007-08 basketball media guide, is available online at hawkeyesports.com. After opening the Iowa website, click on Men's Basketball at the top of the page under "The Hawkeyes". Once at the basketball site, click on the History and Record Book on the right side of the page under the Stats and More heading. Copies of the History and Record Book are also available through the UI Sports Information office.

- Iowa's roster includes two players from Illinois, juniors Tony Freeman (Maywood) and Cyrus Tate (Chicago). In addition, freshman Jake Kelly attended Marshall, IL HS before playing his final two seasons at Carmel, IN HS.
- Iowa sophomore guard Tony Freeman and Illinois' Brian Carlwell are both from Maywood, IL. Freeman attended St. Joseph's while Carlwell attended Proviso East. Illinois freshman Demetri McCamey is from Bellwood, IL, but like Freeman, attended St. Joseph's High School.
- Illinois is the only team Iowa has not played at least once in the Big Ten Conference post-season tournament.
- Iowa and Illinois are two of the three Big Ten teams that have won more than one Big Ten Conference Tournament. Iowa claimed the title in 2001 and 2006, and lost in the title game in 2002. Illinois earned the title in 2003 and 2005. The Fighting Illini were also in the title game in 1999, 2000 and 2004.
- Illinois (18-8, .692) and Iowa (13-8, .619) hold the two best overall records in the Big Ten tournament.

THEY SPLIT LAST SEASON

Iowa and Illinois each won at home last season, with Illinois taking a 74-70 decision Jan. 10 in Champaign and Iowa closing the home season with a 60-53 win March 3.

In the first meeting, Illinois used a 19-3 scoring run over a 12 minute span in the second half and held off a late Iowa rally.

Iowa trailed by 11 points in the early going (18-7) before taking the lead late in the first half. A three-point basket by Justin Johnson in the final seconds gave the Hawkeyes a 31-29 advantage at the break. Iowa built the lead to six points (45-39) early in the second half before Illinois rallied.

Iowa trailed by as many as 13 points in the late going, facing a 67-54 deficit with 4:07 remaining. The Hawkeyes rallied, closing the margin to a single point (71-70) on a three-point basket by Adam Haluska with 32 seconds remaining. Iowa had a chance to tie after two Illinois free throws, but a final turnover with 18 seconds to play ended its chances.

Iowa shot 43.8% from the field, including 53.8% from three-point range, and the Hawkeyes added 21-27 (77.8%) free throws. Illinois shot 50.9% from the field and won the rebounding battle 33-28. Haluska led Iowa with 25 points. Tyler Smith added 12 points, seven rebounds and four assists and Johnson scored 11.

Warren Carter, Brian Randle and Shaun Pruitt each scored 16 points for Illinois, while Randle added six rebounds and six assists.

Iowa used an 11-4 scoring run over the final four minutes to earn the win in Iowa City in the regular season finale. The win allowed the Hawkeyes to earn a tie for fourth place in the Big Ten.

The score was tied for the 11th and final time at 49 when Tony Freeman connected on a three-point basket to give Iowa the lead with 3:30 remaining. Freeman added another three-pointer with 2:13 to play to give Iowa its biggest lead.

Illinois hit four free throws to close the margin to 55-53 with 59 seconds to play when senior Mike Henderson took control. Henderson scored on a drive to the basket with 31 seconds remaining and added a free throw to make it a three-point play. He added two more free throws with 16 seconds remaining to seal the win.

Illinois led by as many as six points in the early going before the first half ended with the Illini holding a 28-27 advantage. Neither team led by more than four until Henderson's final free throws ended the scoring.

Iowa shot 42.2% from the field and held Illinois to 36.4% shooting, but Illinois won the rebounding battle, 39-29.

Haluska, who led the Big Ten Conference in scoring, led the Hawkeyes with 21 points. Freeman added 13 points and five assists and Henderson scored 11. Kurt Looby had seven rebounds and matched his season-high with five blocked shots.

Pruitt had 20 points and nine rebounds to lead Illinois, while Carter added 12 points.

PENN STATE RALLIES PAST IOWA

Penn State converted a three-point play with 18 seconds remaining to score a 65-64 win over Iowa in State College. PSU's David Jackson rebounded a missed three-point attempt and scored, then converted the free throw after the foul to give Penn State its first lead since the opening seconds of the second half.

Iowa had several opportunities in the final seconds. A shot in traffic from the lane rimmed out and two attempted tip-in shots also failed to fall. Iowa was awarded the ball under its own basket with 1.2 seconds remaining, but Justin Johnson was stripped of the ball before he could get a shot.

The loss spoiled Iowa's best shooting night of the season. The Hawkeyes shot 57.5% from the field, 54.5% (12-22) from three-point range and 85.7% (6-7) from the foul line. The rebounding was even (21-21), but Iowa was guilty of 17 turnovers. Penn State also had a 14-6 advantage in made free throws.

Iowa scored the final five points of the first half to pull within one, 31-30, at the break, shooting 63.2% from the field in the opening half. The Hawkeyes added the first 12 points of the second half to build a 42-31 advantage. Iowa led by as many as 12 in the second half, the last time at 45-33 with 15 minutes left.

The Hawkeyes led by seven with 2:40 to play, but failed to score from there. Dan Bohall hit four straight free throws to provide that margin (64-57) before Penn State took advantage of two Hawkeye turnovers in the final minute.

Jake Kelly led Iowa's balanced scoring attack with 17 points. Tony Freeman added 14, Johnson scored 12 and Cyrus Tate 11. Seth Gorney and Freeman each had five rebounds and Freeman added five assists.

MICHIGAN GETS PAST ILLINOIS

Michigan held Illinois to 19 points in the second half in taking a 49-43 win Feb. 23 in Ann Arbor. Illinois led 24-22 at halftime, but Michigan controlled the second half. The Wolverines forced 16 Illinois turnovers in the game and held a 17-6 scoring advantage in points off turnovers. Michigan also had a 43-36 rebounding advantage. Illinois shot just 32% from the field and 55.6% from the foul line.

Calvin Brock led Illinois with 12 points, Trent Meacham scored 11 and Chester Frazier added nine. Demetri McCamey led Illinois with eight rebounds and five assists and Brock added seven rebounds.

COMPARING THE STATS

	Iowa (12-17, 5-11)	Illinois (11-17, 3-12)
Scoring	56.3	64.7
Scoring Defense	58.0	61.9
FG%	.425	.433
FG% Defense	.406	.395
FT%	.648	.602
3-PT FG%	.351	.308
3-PT FG% Defense	.351	.322
Rebound Margin	+2.1	+4.2
Assists	12.6	13.9
TO Margin	-4.1	-0.6
Steals Margin	-3.3	-0.6

COLE TO MISS REMAINDER OF SEASON

Iowa freshman Jarryd Cole suffered a torn anterior cruciate ligament in his left knee during Iowa's 57-50 win over Southeastern Louisiana Dec. 29 and will miss the remainder of the season. He had surgery Friday, Jan. 4.

Cole is a 6-7, 250-pound forward who played in Iowa's first 13 games, with six starts. He averaged 6.6 points and 4.8 rebounds, while shooting .667 from the field. He had season-bests of 15 points and nine rebounds against Iowa State.

Cole was in the starting line-up in Iowa's final non-conference win, contributing four points and four rebounds. His dunk with 11:55 remaining gave Iowa a 32-31 advantage. The injury occurred just after his basket.

The injury to Cole is the second major injury suffered by a member of the Hawkeye program this season. Junior guard Tony Freeman played in just three of Iowa's 13 non-conference games after suffering a foot injury during Iowa's pre-season exhibition game.

IOWA GETS BIG TURNAROUND

Iowa's 53-48 win over Ohio State marked a 36-point turnaround from the first meeting, a 79-48 Buckeye win on Jan. 9. The point differential is the most for Iowa against an opponent since the 2002 season. Indiana defeated the Hawkeyes 79-51 in Bloomington on Feb. 5, 2002 before the Hawkeyes defeated the Hoosiers 62-60 March 9 in the semi-finals of the Big Ten Tournament in Indianapolis. The Hoosiers would later advance to the NCAA title game, in 2002, before falling to Maryland.

IOWA GAME NOTES

- Iowa made a season-high 12 three-point field goals in the loss at Penn State. Iowa's 54.5% (12-22) shooting from three-point range and 57.5% field goal shooting overall, are also season bests.
- Iowa had four players score in double figures in the loss at Penn State, marking the fourth game this season Iowa has had four score 10 or more. Iowa is 2-2 in those games, which includes the home win over Penn State.
- Iowa's 57.5% (23-40) field goal shooting at Penn State is the best percentage for Iowa in a road game since a win at Minnesota last season. Iowa shot 58.2% (32-55) in the 91-78 win in Minneapolis.
- Despite the loss at Michigan State, Iowa played well in certain aspects. MSU entered the game as the top team in the league in field goal percentage at over 49% for the season and over 50% in home games. The Hawkeyes held the Spartans to 39.1% shooting, including 4-16 (25%) three-point attempts.
- Iowa's win over Northwestern marked just the second time in 14 games Iowa has rallied to win after trailing at halftime.
- The 14-point deficit vs. Northwestern matches the largest Iowa has overcome this season to win. Iowa also trailed Southeastern Louisiana by 14 points before earning a 57-50 win.
- Iowa had 10 turnovers in the win over Northwestern, including just two in the second half. Iowa has had less than 10 turnovers in just two of 27 games.
- Iowa had a season-low 23 rebounds in the loss at Minnesota. The 31-23 rebounding deficit is Iowa's biggest in Big Ten play and second largest of the season.
- Iowa shot 52.8% (19-36) from the field in a loss at Purdue, its best shooting performance of the season. The 36 field goal attempts marked a season low as Iowa was guilty of 20 or more turnovers for the sixth time this season.
- Iowa had just 27 rebounds at Purdue, but the Hawkeyes still maintained a 27-21 rebounding edge over the Boilermakers.
- Iowa has won eight of its last 10 meetings against Penn State, including the last six in Carver-Hawkeye Arena.
- In a home win over Penn State, Iowa featured four players with 10 or more points for just the third time this season. The Hawkeyes also hit 19-22 (86.4%) free throws, surpassing 80% for just the third time. Jeff Peterson led the Hawkeyes at the line, hitting all nine of his attempts.
- Iowa's win at Michigan marked its third straight win in Ann Arbor, the first time Iowa has won more than two consecutive games there.
- Iowa's victory at Michigan was keyed by four players who reached career-bests in three different categories. Tony Freeman (28) and Cyrus Tate (21) had scoring highs, Seth Gorney (12) and Tate (11) had rebounding bests and Jeff Peterson matched his career best with nine assists.
- In defeating Michigan State 43-36, Iowa won a game while scoring less than 50 points for the first time since Nov. 30, 2005 when the Hawkeyes defeated North Carolina State, also in Carver-Hawkeye Arena.
- The 36 points scored by Michigan State in Iowa's 43-36 win are the fewest scored by an Iowa opponent since the Hawkeyes defeated Penn State 65-38 in Iowa City on March 1, 2006. The last time an Iowa opponent scored less than 36 points occurred Dec. 4, 1992 when Iowa defeated Texas-Pan American, 85-29.
- The 36 points scored by Michigan State match the second lowest total an opponent has scored against a Todd Lickliter team in his seven seasons as a college head coach. Butler allowed 34 points to Birmingham Southern in a 70-34 win on Dec. 1, 2001 and the Bulldogs defeated Detroit 56-36 Feb. 24, 2007.

Hy-Vee Cy-Hawk Series

Iowa State currently leads the fourth annual Hy-Vee Cy-Hawk Series, 18-5. The Cyclones have picked up victories in football, men's golf, volleyball, men's cross country, women's basketball, women's swimming and diving, men's basketball and women's gymnastics. Both Iowa and Iowa State earned a point after a scoreless draw in women's soccer and Iowa gained two points in wrestling and women's cross country.

Iowa captured the third Hy-Vee Cy-Hawk Series, 14-9 in 2006-07. The Hawkeyes hold a 2-1 advantage in the in-state competition against their rivals from Iowa State that began in 2005.

Last season, the Hawkeyes captured victories in women's soccer (1-0, OT), football (27-17), wrestling (24-6) men's basketball (77-59), women's swimming & diving (181.5-117.5) and softball (2-1).

Iowa captured the inaugural Cy-Hawk Series in 2005 registering a 13-8 margin of victory. Iowa State evened the competition with its own 13-8 triumph in 2006.

The 12-sport series awards two points (except football, which is worth three) to the winning school in each head-to-head match-up between the two institutions. Additionally, one point is awarded to an institution if the graduation rate of its student-athletes is greater than the national average as reported each fall by the NCAA. Iowa earned the academic points all three years, whereas Iowa State failed to earn the extra points in 2004 and 2005.

A new total of 27 points (13 events) is up for grabs in 2007-08.

A commemorative Hy-Vee Cy-Hawk Series Cup, which stands 31 inches tall and weighs 19 pounds, is displayed on the winning team's campus for an entire year after a victory. Replica cups are also presented as "traveling trophies" for individual victorious teams in the head-to-head competition.

This season's fourth annual Hy-Vee Cy-Hawk Series schedule is listed below:

Date	Event	Site/Result
9/4	Men's Golf (2 points)	ISU
9/8	Volleyball (2 points)	ISU
9/9	Women's Soccer (2 points)	Tie
9/15	Football (3 points)	ISU
11/10	Men's Cross Country (2 points)	ISU
11/10	Women's Cross Country (2 points)	Iowa
12/5	Women's Basketball (2 points)	ISU
12/7	Women's Swim. & Diving (2 points)	ISU
12/8	Men's Basketball (2 points)	ISU
12/9	Wrestling (2 points)	Iowa
2/22	Women's Gymnastics (2 points)	ISU
3/7	Women's Gymnastics (2 points)	Iowa City
4/1	Softball (2 points)	Ames

Academic Opportunities

Two points for an institution if the student-athlete graduation rate for all student-athletes is greater than the national average for all student-athletes, according to the annual graduation rate report issued each September/October by the NCAA.

- Iowa is allowing just 58 points per game, as nine opponents have been held to 50 points or less and only 11 have scored over 60.
- Iowa opponents are shooting 40.6% from the field as 14 opponents have shot less than 40%.
- Iowa opponents are shooting 33% from three-point range as 11 opponents have shot less than 30% from beyond the arc.
- Iowa holds a +2.1 rebounding advantage while collecting more rebounds than the opponent in 13 games.
- In a 62-55 win at Northern Iowa, the Hawkeyes made their final eight free throw attempts of the game. After missing the first attempt and making 1-2 in the first half, Iowa made all seven attempts in the final 20 minutes for a season-best 88.9% accuracy. Iowa has been over 80% from the foul line in four games.

JOHNSON AMONG SINGLE GAME LEADERS

Senior guard Justin Johnson has made 86 three-point field goals. The 86 treys tie for fourth best in a single season and his 241 attempts ranks third. Johnson has made eight treys in two home games (Indiana and Ohio State). The eight three-pointers are the third most in a single game in Iowa history.

Chris Kingsbury twice had nine treys during the 1994-95 season. Johnson's eight treys are the most by a Hawkeye against Big Ten opponents and tie for ninth place in the Big Ten Conference. Johnson also made seven treys in two games (Idaho State and Eastern Illinois) this season. Johnson scored 12 points in the loss at Penn State, connecting on 4-5 three-point attempts.

He connected on six straight three-point shots in the final two minutes at home against Indiana, and even converted one of the attempts into a four-point play after being fouled. Johnson scored a career-best 29 points against Indiana, 19 of those in the final two minutes. He made his first two three-point shots at Wisconsin, giving him eight straight over.

Johnson set a Hawkeye Challenge record with 13 three-point baskets in two games. He had 26 points vs. Louisiana-Monroe and added 25 points vs. Eastern Illinois in earning a spot on the all-tournament team. Johnson was also named to the all-tournament squad at the South Padre Island Invitational. He recorded his first career double-double against Louisiana-Monroe with 26 points and 10 rebounds.

Johnson is averaging 12.2 points and 4.8 rebounds. He had 24 points, seven rebounds and three assists in a win over Ohio State and 15 points at Minnesota. He contributed nine rebounds and six assists in the win over Northwestern.

Johnson ranks second in the Big Ten in three-point field goals per game (3.0) and fourth in minutes played (35.4). Following are Iowa's single-season leaders in three-point field goals:

3-pt. Field Goals, Season

1. 117 Chris Kingsbury, 1995
2. 92 Luke Recker, 2002
3. 90 Adam Haluska, 2007
5. **86 Justin Johnson, 2008**
- 86 Jeff Horner, 2005
- 74 Kent McCausland, 1998
- 71 Jeff Moe, 1988
- 70 Jeff Horner, 2006
- 70 Kent McCausland, 1997
- 65 Jeff Horner, 2004
- 65 Dean Oliver, 2001
- 65 Chris Kingsbury, 1996

3-pt. FG Attempts, Season

1. 297 Chris Kingsbury, 1995
2. 248 Adam Haluska, 2007
3. **241 Justin Johnson, 2008**
4. 223 Luke Recker, 2002
5. 211 Jeff Horner, 2005
- 211 Chris Kingsbury, 1996
- 201 Jeff Horner, 2006
- 185 Adam Haluska, 2006
- 179 Dean Oliver, 2001
- 178 Brody Boyd, 2003
- 178 Jeff Moe, 1988

Hawkeyes Add Four Recruits

University of Iowa men's basketball Coach Todd Lickliter announced the signing of four student-athletes to national letters of intent to join the Hawkeye basketball program next fall.

The additions to the program are Iowa City native Matt Gatens, Anthony Tucker from Minnetonka, MN, Andrew Brommer from Rosemount, MN and Jermain Davis from Plymouth, MN.

Gatens (6-5, 210) attends Iowa City HS. He committed to the Iowa program as a 15-year-old ninth grader. A member of the varsity since his ninth grade season, Gatens averaged 18 points, 5.5 rebounds and four assists as a freshman.

He ranks as the all-time scoring leader at Iowa City HS with 1,353 career points heading into his senior season, a career average of 20 points per game. He is also an 82% career shooter from the free throw line.

At Iowa City High he has twice been named to the Iowa Newspaper Association all-state team and the Des Moines Register all-state team. He has earned all-conference recognition in the Mississippi Valley Conference in each of the past three seasons. His father, Mike, was an Iowa basketball letterman from 1974-76.

Tucker (6-4, 195) averaged 16.4 points and 5.7 rebounds as a junior at Minnetonka HS under Coach John Hedstrom. He has been a unanimous all-conference selection for three seasons and is the only player to be a unanimous selection as a ninth grader. He earned all-Metro honors and second team all-state recognition from the *St. Paul Pioneer Press*. He has scored 1,250 career points and could become Minnetonka's all-time scoring leader as a senior.

Tucker earned first team all-state honors last season after being named to the second all-state team as a sophomore. He is a two-year team captain and was recently named to the Minnetonka Honor Society for Leadership.

Brommer (6-9, 220) is a versatile forward who attends Rosemount HS and played two seasons on the same summer AAU team (43 Hoops) with Tucker.

Brommer begins his final prep season with 838 career points. He averaged 17 points, nine rebounds, three assists and three blocks per game as a junior as his prep team posted a 9-17 overall record.

Brommer serves as team captain for Coach Mike Manning and earned all-conference honors as both a sophomore and junior.

Davis (6-4, 200) is a shooting guard who is in his first season at Kirkwood Community College in Cedar Rapids, IA after attending Southeastern Community College in Burlington as a freshman. In one season at Southeastern Davis averaged 10.9 points while leading the team in assists and ranking third in steals.

Davis attended Robbinsdale Cooper HS in New Hope, MN, where he helped his prep team post a 27-4 record as a senior. That team set a school record for wins in a season and finished second in the Class 4-A state tournament. Davis was named to the all-tournament team at the state tournament. He earned all-conference honors in the North Suburban Conference and shared conference MVP honors as a senior.

Davis averaged 15.3 points per game as a junior and senior and was named to the all-defensive team in the metro area. A solid defensive player, he also averaged four steals, five rebounds and 3.4 assists during his prep career. As a senior he shot 54% from the field, including 41% from three-point range.

Iowa on the Big Ten Network

A majority of Iowa's games throughout the 2007-08 season will appear on national cable television via the Big Ten Network.

The Big Ten Network is available on the basic level of service offered by 67 locally-owned and locally-operated cable television systems across the state of Iowa. It is also available through the nation's two satellite television companies, DirectTV and Dish Network. Currently, more than 50 percent of the homes in Iowa have access to the Big Ten Network, as do more than 30 million homes nationwide. The Big Ten Network is the fastest growing television network in television history, reaching 30 million homes in its first 30 days of existence.

FREEMAN HITS SCORING BEST

Junior guard Tony Freeman scored a career-high 28 points in Iowa's win at Michigan, hitting a career-best six three-point field goals and adding 6-9 free throws. He scored 19 or more in four straight games before adding 14 points at Indiana. Freeman scored 18 points in a home loss to Wisconsin and added 14 points in a win over Northwestern.

Freeman suffered a fracture to the fifth metatarsal in his left foot during Iowa's exhibition win over Simpson College Nov. 1. He saw his first action of the season in Iowa's 62-55 win at Northern Iowa (Dec. 5). Freeman played 24 minutes against Northern Iowa, collecting 15 points, three assists and one rebound. After missing the Iowa State game, he returned to play 22 minutes in the loss to Drake, contributing nine points. He added 15 points, seven rebounds, four assists and three steals in 34 minutes in Iowa's win over Southeastern Louisiana.

Freeman scored 21 points in Iowa's loss at Ohio State and added 22 and four steals in the win over Michigan State. He had 14 points, five rebounds and five assists in the loss at Penn State. He is averaging 13.7 points and 3.3 assists in 19 games. He ranks second in the Big Ten in three-point field goals per game (3.0) in league games only and is seventh in scoring (13.8).

TATE STEPPING UP

Junior Cyrus Tate has improved his numbers while stepping in and playing more minutes due to Jarryd Cole's injury. Tate scored a career-high 26 points in a loss at Michigan State, hitting 10-13 field goal attempts and 6-7 free throws, while also grabbing nine rebounds. He had 21 points (8-10 FGs) and 11 rebounds in a win at Michigan. He added his third career double-double with 18 points and 11 rebounds in a home win over Northwestern. Tate improved on his rebounding best with 13 in the win over Penn State. He added 11 points in the loss at Penn State, despite playing just 19 minutes due to foul problems.

Tate has started all of Iowa's Big Ten games, averaging 10.8 points and seven rebounds per game, while shooting 72.3% from the field. He leads the Big Ten in field goal percentage in league games only and ranks fourth in rebounding.

Tate had eight points and five rebounds at Indiana, 10 points at Ohio State and 10 points and five rebounds against Purdue (at home). He led Iowa with eight rebounds at Wisconsin and

Iowa Results on March 1

11 Wins, 15 Losses

1902	Minnesota	L	10-47
1909	Wisconsin	L	9-30
1910	* Drake	W	43-7
1912	Minnesota	L	10-29
1913	* Northwestern	L	11-19
1915	Cornell	W	36-22
1918	Iowa State	W	22-20
1919	Iowa State	W	29-20
1941	Northwestern	L	36-45
1943	* Ohio State	L	46-53
1947	* Purdue	W	51-48
1948	Michigan	L	35-51
1954	* Ohio State	W	84-71
1958	* Michigan State	L	65-83
1969	* Purdue	L	85-97
1975	* Wisconsin	W	75-68
1976	* Michigan State	L	88-93
1979	* Michigan	L	53-61
1980	* Illinois	W	75-71
1984	Northwestern	W	57-48
1995	Purdue	L	85-92
1997	* Purdue	W	84-62
2000	Michigan	L	78-87
2001	* Penn State	L	73-78
2003	Indiana#	L	88-91
2006	* Penn State	W	65-38

* at Iowa City

seven against Indiana. He collected nine points and seven rebounds in a win over Michigan State, added 15 points and eight rebounds in a home loss to Wisconsin and had 10 points and six rebounds in the second game with Michigan. For the season he is averaging eight points and five rebounds while shooting 68.8% from the field.

GORNEY GETS REBOUND BEST

Senior Seth Gorney led Iowa's rebounding efforts in the win at Michigan with a career-best 12 rebounds. He added four points and two assists in the road win before playing one of the best all-around games of his career in a win over Ohio State. Gorney, an Ohio native, had 10 points, seven rebounds and a career-best four assists against the Buckeyes. He is averaging 4.4 points and 5.2 rebounds after collecting six points and eight boards in the loss at Michigan State.

Gorney contributed a season-best 11 points and eight rebounds in a win over Penn State, including the first three-point basket of his career. He added 10 points and four rebounds in a home loss to Wisconsin and had nine points and 10 rebounds at Minnesota. He had nine points and eight rebounds, along with matching a career-best with three steals, in the home loss to Michigan.

Gorney's numbers have improved in conference action, where he is averaging 5.5 points and 6.6 rebounds.

Iowa In Big Ten Statistics

Category	All Games		Big Ten	
	Stat	Rank	Stat	Rank
Scoring Defense	58.0		60.2	3rd
3-PT FG Defense	.330	5th	.338	6th
Rebounding Margin	+2.1	5th	+0.4	6th
3-Pt. FG Per Game	7.1	5th	7.3	3rd
FG% Defense	.406	6th	.424	6th
3-Pt. Field Goal %	.351	7th	.341	8th
Blocked Shots	3.2	8th	3.3	6th
Field Goal %	.425	8th	.421	9th
Free Throw %	.648	9th	.657	8th
Scoring Margin	-1.7	9th	-5.0	9th
Assists	12.6	10th	12.8	8th
Steals	4.4	11th	3.6	11th
Turnover Margin	-4.1	11th	-4.2	11th
Scoring Offense	56.3	11th	55.2	11th
Ast./TO Ratio	0.8	11th	0.9	11th

INDIVIDUAL STATISTICS

Category	Player	All Games		Big Ten	
		Stat	Rank	Stat	Rank
3-pt. FG Per G.	Justin Johnson	3.0	2nd	2.7	3rd
	Tony Freeman	3.0	---	3.2	2nd
Blk. Shots	Kurt Looby	1.4	5th	1.2	8th
	Justin Johnson	35.4	3rd	35.1	7th
Minutes Played	Tony Freeman	34.6	---	36.1	3rd
	Seth Gorney	5.2	16th	6.6	5th
Rebounding	Cyrus Tate	5.0	18th	7.0	4th
	Tony Freeman	13.7	---	13.8	7th
Scoring	Justin Johnson	12.2	16th	10.1	---
	Cyrus Tate	8.0	---	10.8	24th
FG%	Cyrus Tate	.688	---	.723	1st
Assists	Jeff Peterson	3.3	9th	3.1	13th
	Tony Freeman	3.5	---	3.5	7th
Ast/TO Ratio	Jeff Peterson	1.0	14th	1.09	12th
	Tony Freeman	---	---	1.02	13th

LOOBY IN THE PAINT

Kurt Looby has played well in the paint during his senior season. Looby is averaging 4.9 rebounds and scoring 3.8 points a game while shooting 65.8% (48-73) from the field. Looby, who had a career-best 12 rebounds against Louisiana-Monroe, also leads Iowa with 40 blocked shots. Looby has 93 career blocks, moving into seventh on Iowa's career list. He matched his career-high for the sixth time with six blocked shots against Purdue (at home). His 93 blocks are the most by any two-year player at Iowa.

Looby had 12 points and eight rebounds in a loss to Bradley and 10 points and eight rebounds vs. Utah State. He has 10 or more rebounds in three games and had nine points and eight rebounds in a win over Michigan State. Looby ranks fifth in the Big Ten in blocked shots for the season and he is eighth in Big Ten games.

Following is a list of Iowa's career leaders in blocked shots:

Rank	No.	Player (avg.), years
1.	365	Acie Earl (3.1 avg.), 1990-93
2.	229	Greg Stokes (1.9 avg.), 1982-85
3.	212	Erek Hansen (2.4 avg.), 2003-06
4.	124	Ryan Bowen (1.0 avg.), 1995-98
5.	120	Michael Payne (1.0 avg.), 1982-85
6.	104	Greg Brunner (0.8 avg.), 2003-06
7.	93	Kurt Looby (1.6 avg.), 2006-08
8.	92	Glen Worley (0.7 avg.), 2001-04
	92	J.R. Koch (0.7 avg.), 1996-99
10.	90	Jared Reiner (0.8 avg.), 2001-04

KELLY SHARING THE BALL

Freshman guard Jake Kelly moved into the starting line-up in Iowa's last 22 games and has led the team in assists four times. He played just five minutes against Indiana after suffering an ankle injury in the opening minutes of the game, but he was back in the starting line-up three days later.

Kelly played a key role in a home win over Northwestern, contributing 12 points (7-8 FTs) and five assists. He added nine points at Michigan State and had 17 points and four assists in a loss at Penn State.

He scored 12 points in a home loss to Purdue and added six points, including two free throws in the final minutes, in the win at Michigan. Kelly scored 11 points (3-4 treys) in the win over Penn State. At Purdue, he contributed a three-point play to tie the score with five seconds left in the game. He led Iowa with 12 points in a loss to Michigan, along with five rebounds, three assists and two blocked shots.

He scored 19 points in a win at Northern Iowa, hitting 6-13 field goal attempts and 3-5 treys while collecting two steals. Kelly had six assists against Louisiana-Monroe and four assists in the win over Eastern Illinois. At Iowa State he contributed 13 points, five rebounds and five assists. Kelly is averaging 6.8 points and two assists per game.

PETERSON WAS PERFECT

Freshman guard Jeff Peterson was perfect in his shooting while scoring 19 points in Iowa's win over Penn State. On the eve of his 19th birthday, Peterson made all four of his field goal attempts (2-2 three-pointers) and all nine free throws. He added five assists, three rebounds and one steal in 27 minutes and made both of his field goal attempts (both treys) in a loss at Penn State. Peterson made 14 straight free throws before a miss at Purdue and is shooting 85.7% (24-28) from the line in Big Ten games.

Peterson did not play in the win over Northwestern due to a virus. He has started 11 games and ranks third in minutes played. He had 12 points, nine assists and no turnovers in his first college game. He added 20 points in a win over Northern Colorado and added nine points and four assists against Florida Gulf Coast.

Peterson matched his career-high with nine assists in the win at Michigan and added a pair of key free throws in the closing minutes. He is averaging 5.7 points and 3.3 assists per game and has 18 steals.

COLE HAD BEST NIGHT AT ISU

Freshman forward Jarryd Cole had the best game of his young college career in Iowa's loss at Iowa State. Cole connected on 7-10 field goal attempts, scoring 15 points and grabbing nine rebounds, both season-bests. He made all six of his field goal attempts while scoring 12 points and collecting five rebounds against Drake.

In an earlier loss to Wake Forest he came off the bench to score 14 points (7-10 FGs) and grab seven rebounds in 33 minutes. Cole, who started for the first time against Louisiana-Monroe, added 10 points and four rebounds in a win over Eastern Illinois. He averaged 6.6 points and 4.8 rebounds per game while shooting 66.7% from the field in 13 games. He will miss the remainder of the season after suffering a torn left ACL in a win over Southeastern Louisiana.

TWO AMONG FRESHMAN LEADERS

Iowa rookies Jake Kelly and Jeff Peterson rank among Iowa's top freshmen in several statistical categories with two games remaining in the regular season.

Kelly's three-point field goal percentage (.410) currently ranks first and his 78% shooting from the free throw line ranks second. Peterson is shooting 73.3% from the line, which would rank fifth among Iowa's top freshmen, and his 90 assists ranks seventh.

HAWKEYES FEATURE YOUNG LINE-UP

Iowa's starting line-up in four games included freshmen Jarryd Cole, Jeff Peterson and Jake Kelly. Cole is now out of action for the remainder of the season due to injury. Kelly has started 22 games and Peterson 11. The three have combined for 39 starts.

Iowa had not started three freshmen in a game since the 2000-01 season. That season, Brody Boyd, Jared Reiner and Glen Worley started in a game at Illinois. Boyd, Worley and Sean Sonderleiter started in a game at Michigan State and Boyd, Worley and Cortney Scott started in a game at Michigan.

NEVER SAY NEVER...

It may have happened before 1920, but historical records of Iowa basketball do not show a game prior to Iowa's 56-51 loss to Drake (Dec. 14) in which the Hawkeyes failed to record a free throw attempt.

Drake was guilty of 10 fouls in the game, four in the first half. The Bulldogs were called for six fouls in the second half, the last at the 7:52 mark with Iowa holding a 39-38 advantage.

Prior to the 1920-21 season, Iowa's records do not show free throw attempts by game. From the beginning of the 1921-22 season, until the Dec. 14 contest vs. Drake, Iowa had made at least one free throw attempt in 2,147 consecutive games.

Prior to the contest vs. Drake, Iowa's lowest output from the free throw line, in recent history, occurred during a 61-53 loss to Michigan (March 1, 1979 in Iowa City) when the Hawkeyes made one of two free throw attempts.

HAWKEYES HIT THE BOARDS

In a 62-55 win at Northern Iowa, the Hawkeyes held a 37-16 rebounding advantage. No Northern Iowa player had more than five rebounds and only four of the nine Panthers who played had any rebounds. Kurt Looby led Iowa with seven rebounds, while six Hawkeyes had at least four.

The plus 21 rebounding advantage is the largest for Iowa since the second game of the 2006-07 season when the Hawkeyes held a 51-30 rebounding advantage in a 78-65 win over Toledo in the Paradise Jam.

LEADING THE TEAM

Following is the number of times a player led Iowa in scoring, rebounding, assists and steals. If two or more players tied for the team lead, all have been credited for that game:

Player	Scoring	Rebounding	Assists	Steals
J.R. Angle				1
Dan Bohall			3	
Jarryd Cole	3	2		3
Tony Freeman	7	3	10	8
Seth Gorney		9	2	5
Justin Johnson	12	4	4	6
Jake Kelly	3		5	6
Kurt Looby		10		5
David Palmer				1
Jeff Peterson	2		9	10
Cyrus Tate	2	7		5

REACHING DOUBLE FIGURES

Following are Iowa's number of double figure games in scoring and rebounding, both for the 2007-08 season and for their career:

	Points		Rebounds	
	'07-08	Career	'07-08	Career
J.R. Angle	1	1	0	0
Dan Bohall	2	2	0	0
Jarryd Cole	5	5	0	0
Tony Freeman	13	26	0	0
Seth Gorney	4	10	4	4
Justin Johnson	16	20	1	1
Jake Kelly	8	8	0	0
Kurt Looby	2	4	3	5
Jeff Peterson	3	3	0	0
Cyrus Tate	9	12	3	5

IOWA'S STATISTICAL COMPARISONS

	All Games	Big Ten	Home Games	Away Games	IA Wins	IA Losses
Record	12-17	5-11	10-7	2-10	12-0	0-17
Points	56.3	55.2	57.6	54.4	58.4	54.8
Opp. Pts	58.0	60.2	53.9	63.8	48.4	64.8
FG%	.425	.421	.417	.437	.437	.417
FG Def.	.406	.424	.383	.437	.368	.431
3-PT%	.351	.341	.345	.360	.370	.338
3-pt. Def.	.330	.338	.301	.369	.298	.351
FT%	.648	.657	.654	.633	.675	.619
REB	32.6	30.8	34.1	30.5	33.7	31.8
AST	12.6	12.8	13.4	11.5	12.8	12.5
TO	15.9	14.8	15.7	16.1	15.3	16.3
STL	4.4	3.6	5.3	3.2	5.8	3.4
BLK	3.2	3.3	3.4	3.0	3.3	3.2

HOME, AWAY COMPARISONS

In its 17 home games, Iowa has outscored its opponents by a 3.8 margin, shooting 41.7% from the field while holding its opponent to 38.3% shooting. Iowa holds a 34.1-31.3 rebounding advantage.

In 12 games away from Carver-Hawkeye Arena (including two neutral site games), Iowa has been outscored 63.8-54.4. The Hawkeyes are shooting 43.7% from the field while opponents are also shooting 43.7%. Iowa holds a 30.5-29.3 rebounding margin.

STARTING LINE-UPS

Iowa has used five starting line-ups in its 29 games, but the same line-up in all 16 Big Ten games. Ten of Iowa's 11 players have started at least two games.

Following is Iowa's record by line-up, with the most recent starting unit in bold:

Gorney, Looby, Bohall, Johnson, Peterson (ID State, UNCO, FGCU, UMES, BU, USU, WFU)	4-3
Cole, Looby, Kelly, Johnson, Peterson (ULM, EIU, SLU)	2-1
Cole, Looby, Kelly, Johnson, Angle (UNI, ISU)	1-1
Tate, Gorney, Freeman, Johnson, Kelly (IND, at WIS, at OSU, MSU, PUR, at MICH, at IND, PSU, at PUR, OSU, WIS, at MINN, MICH, NW, at MSU, at PSU)	5-11
Cole, Gorney, Kelly, Johnson, Peterson (Drake)	0-1

OVERCOMING DEFICITS

The biggest deficit Iowa has overcome to earn a victory is 14 points. Iowa trailed by 14 in the first half of a 57-50 win over Southeastern Louisiana and by 14 in the second half of a 53-51 win over Northwestern, with both of those games in Iowa City.

The biggest deficit overcome by an Iowa opponent is 16. Louisiana-Monroe rallied for a 72-67 overtime win and Michigan won 60-52, both in Iowa City.

SCORING BY HALVES

Iowa has been outscored 736-781 in the first half, but holds an 885-884 advantage in the second half. The Hawkeyes have been outscored 17-12 in their only overtime period.

Iowa has led at halftime in 13 games and has outscored its opponent in the second half in 12 games. The first half scoring was even in a home loss to Indiana and the second half scoring was even in four games.

OFF THE BENCH

The Iowa reserves are averaging 13.3 points and 7.5 rebounds per game, compared to 14 points and 8.1 rebounds by the opponent reserves.

Iowa is 8-6 when the reserves outscore the opponent's reserves, 4-10 when the opponent reserves score more points and 0-1 when reserve scoring is even.

Iowa is 6-7 when the Hawkeye reserves have more rebounds than the opponent reserves, 6-9 when the opponent reserves have more rebounds and 0-1 when rebounding by the reserves is even.

Following is a game-by-game comparison with opponents:

Opponent	Iowa		Opponent	
	Pts.	Rebs.	Pts.	Rebs.
Idaho State	11	13	5	5
No. Colorado	10	4	9	9
FL Gulf Coast	16	8	7	4
MD Eastern Shore	23	15	3	5
Bradley (n)	17	10	14	8
Utah State (n)	24	120	13	7
Wake Forest	34	15	23	12
LA-Monroe	17	5	10	5
Eastern Illinois	11	6	17	8
at Northern Iowa	25	10	21	6
at Iowa State	4	6	6	11
Drake	14	10	11	7
SE Louisiana	35	14	8	8
Indiana	20	8	23	11
at Wisconsin	19	7	9	4
at Ohio State	7	6	31	17
Michigan State	9	9	7	12
Purdue	4	7	26	11
at Michigan	6	6	15	10
at Indiana	7	9	7	8
Penn State	19	7	2	4
at Purdue	11	5	17	6
Ohio State	3	6	5	7
Wisconsin	8	7	11	5
at Minnesota	7	3	31	13
Michigan	4	3	16	11
Northwestern	5	2	16	7
at Michigan State	2	3	20	11
at Penn State	10	3	23	4
Totals	385	217	406	236
Average	13.3	7.5	14.0	8.1

CRUNCH TIME FREE THROWS

Iowa is 58-90 (.644) from the free throw line in the final four minutes of its 16 games that have been decided by 10 points or less. Iowa's opponents in those games have made 62-89 (.697) free throw attempts in the final four minutes. Those figures include all free throw attempts in Iowa's single overtime game. Iowa is 6-10 in games decided by 10 points or less, including one overtime loss. Following are Iowa's individual attempts:

Dan Bohall	4-4	1.000
Jake Kelly	12-13	.923
Tony Freeman	18-23	.783
Justin Johnson	8-12	.667
Cyrus Tate	11-21	.524
Jeff Peterson	2-5	.400
Jarryd Cole	2-5	.400
Kurt Looby	1-4	.250
J.R. Angle	0-1	.000
David Palmer	0-2	.000
Iowa	58-90	.644
Opponents	62-89	.697

IOWA FROM THE FREE THROW LINE

Iowa has made at least 80% of its free throws in five games and at least 70% of its free throws in 11 games, with a season-best 88.9% (8-9) at Northern Iowa. The Hawkeyes shot 86.4% (19-22) from the line in their win over Penn State. Iowa has posted a 5-6 record when shooting at least 70% from the free throw line. Following is Iowa's won-loss breakdown based on free throw percentage:

Iowa FT%	W-L	Iowa FT%	W-L
Under 50%	0-4	70-79%	2-3
50-59%	3-5	80-89%	3-3
60-69%	4-2	90-100%	0-0

HAWKEYE GAME NOTES & TRENDS

- Iowa is 0-0 when scoring 80 points or more, 0-1 when scoring between 70-80 points, 5-4 when scoring between 60-70 points and 7-12 when scoring less than 60 points.
- Iowa is 11-4 when holding its opponent to less than 60 points, 1-10 when holding its opponent between 60-70 points and 0-3 when the opponent scores over 70 points.
- Iowa is 7-7 when collecting more assists than the opponent, 5-10 when the opponent has more assists and 0-0 when assists were even.
- Iowa is 4-0 when having fewer turnovers than its opponent, 8-16 when the opponent has fewer turnovers and 0-1 when turnovers are equal.
- Iowa is 4-1 when collecting more steals than its opponent, 8-14 when the opponent had more steals and 0-2 when steals are equal.
- Iowa is 0-0 when five reach double figures, 2-2 when four reach double figures; 2-3 when three score in double figures, 6-6 when two players score in double figures and 2-6 when one scores in double figures.
- Iowa is 10-3 when leading at halftime, 2-13 when trailing at intermission and 0-1 when tied at halftime.
- Iowa is 9-7 when controlling the opening tip and 3-10 when not controlling the tip.
- Iowa is 6-10 in games decided by 10 points or less, including a 2-8 record in games decided by five points or less and a 0-1 mark in overtime.
- Iowa is 0-2 in neutral site games, dropping contests to Bradley and Utah State at the South Padre Island Invitational in late November.

IOWA RECORD BY CONFERENCE

Iowa, in non-conference action, played three teams from the Missouri Valley Conference and two from the Big Sky, along with one from the Atlantic Coast, Atlantic Sun, Big 12, Mid-Eastern Atlantic, Ohio Valley, Southland Sun Belt and Western Athletic. Following is a breakdown of Iowa's record by conference:

Atlantic Coast	0-1	Missouri Valley	1-2
Atlantic Sun	1-0	Ohio Valley	1-0
Big Sky	2-0	Southland	1-0
Big 12	0-1	Sun Belt	0-1
Mid-Eastern Athletic	1-0	Western Athletic	0-1

IOWA POSTS SEVEN STRAIGHT WINNERS

Iowa concluded the 2006-07 season with a 17-14 record, posting its seventh straight winning season. That streak ties a school record. Iowa's current streak began with a 23-12 record in 2000-01 and includes three seasons of more than 20 wins and six post-seasons appearances (three NCAA, three NIT).

Iowa also had seven straight winning seasons from 1950 through 1956. Pops Harrison, Bucky O'Connor and Rollie Williams all coached the Hawkeyes during those years. Only a 10-10 record in 1949 kept Iowa from 13 consecutive winning seasons (1944-56).

Iowa is one of four Big Ten teams to post a winning record in each of the last seven seasons, joining Illinois, Michigan State and Wisconsin.

TOP HOME PERCENTAGE

Iowa posted a 44-5 (.896) record in Carver-Hawkeye Arena over the last three seasons (2005-07), a mark that ranks as Iowa's best home court winning percentage over any three year period in which Iowa won at least 40 games.

Iowa's winning percentage in Big Ten home games (20-4, .833) over those seasons is also the schools best percentage since the conference began playing more than 14 league games in 1974. Following is a ranking of Iowa's best home court record over any three-year period, with a minimum of 40 wins:

Percentage	Record	Years
.898	44-5	2005-07
.875	42-6	1987-89
.872	41-6	2004-06
.854	41-7	1991-93
.851	40-7	1985-87
.837	41-8	1995-97
.816	40-9	1988-90

HAWKEYES SET ARENA RECORD

Iowa set a Carver-Hawkeye Arena (opened in 1983) record with 12 consecutive Big Ten Conference home wins over the course of the 2006 and 2007 seasons. The streak was snapped Jan. 28, 2007 when second-ranked Wisconsin won in Iowa City. Following the loss to Wisconsin the Hawkeyes concluded the season by winning their final four home games, improving to 15-1 in Big Ten games and 31-2 overall over the past two seasons in Carver-Hawkeye Arena.

Iowa's record for consecutive home wins in league play is 14 straight. That mark was set during the 1980-81 and 1981-82 seasons when home games were played at the Iowa Field House.

IOWA ON THE TUBE

All but one Iowa game throughout the 2007-08 season will be televised, with the only exception being the final round of the South Padre Island Invitational against Utah State.

The majority of Iowa's non-conference games appeared on the Big Ten Network. Iowa's home game with Wake Forest was televised on ESPN2. The contest at Northern Iowa was on FOX 28 and the game at Iowa State appeared on ESPNU. Iowa games at Michigan State and Minnesota, along with the home contest vs. Michigan, aired on ESPN. Iowa's final three games will appear on the Big Ten Network.

IOWA PROGRAM REACHES 1,400 WINS

The Iowa basketball program reached 1,400 wins (now at 1,450) with a 79-46 victory over Texas-San Antonio on Nov. 26, 2005. Iowa ranks 34th on the all-time list for victories and is one of 41 NCAA Division I programs with as many as 1,400 wins. Iowa's basketball history includes 73 winning seasons and 24 years in which the Hawkeyes have won 20 or more games. Iowa (with 22) is one of 31 programs to earn more than 20 invitations into the NCAA Tournament.

THE HAWKEYE ROSTER

The Iowa roster includes 11 players. The squad includes three seniors, three juniors, two sophomores and three freshmen.

Along with Iowa native Dan Bohall, the roster includes two players from Illinois and Indiana and one from Maryland, Missouri, Ohio, Tennessee, Texas and St. John's, Antigua.

BIG TEN TOURNAMENT TICKETS ON SALE

All-session and single session tickets for the 2008 Big Ten Conference men's basketball tournament are currently on sale. Tickets are available at all 11 Big Ten university ticket offices, the Consecro Fieldhouse box office, Ticketmaster outlets at www.ticketmaster.com, or by calling Ticketmaster at (317) 239-5151. The 11th annual Big Ten Tournament will be held March 13-16, 2008 at Consecro Fieldhouse in Indianapolis.

All session tickets are on sale for \$150 or \$275, depending on seat location. Single-session tickets range from \$30 to \$85, based on seat location and session. Orders are limited to 12 all-session tickets or 12 single-session tickets.

IOWA IN TOURNAMENT PLAY

Iowa has fared well while taking part in regular-season tournaments over the past 25 years. In that time Iowa has won the Great Alaska Shootout (1986-87), the Cal-Irvine Anteater Classic (1986-87), the Maui Classic (1987-88), the San Juan Thanksgiving Shootout (1992-93), the San Juan Christmas Shootout (1997-98), the Big Ten Conference Tournament in 2001 and 2006 and its own invitational 24 times.

In addition, Iowa was runner-up in the 1985-86 Far West Classic, the 1987-88 All-College Tournament, the 1988-89 Chaminade Classic, the 1991-92 Tampa Tribune Holiday Invitational, the 1994-95 Rainbow Classic, the 1995-96 Great Alaska Shootout, the 1999-00 Coaches vs. Cancer Classic, the 2001-02 Guardians Classic, the 2005-06 Guardians Classic, the 2002 Big Ten Conference Tournament and the 2004 Maui Invitational.

IOWA IN LAS VEGAS NEXT SEASON

Iowa will take part in the Las Vegas Invitational during the early portion of the 2008-09 season. The 2008 event will take place Nov. 28-29, 2008 at the Orleans Arena in Las Vegas. Iowa's bracket of opponents in Las Vegas will include Kentucky, Kansas State and West Virginia.

Similar to the South Padre Island Invitational this season, Iowa will have two home games in the event before traveling to Las Vegas for two games. Possible first and second round opponents include Southeast Missouri State, Oakland University, Delaware State and Longwood University.

Kansas defeated eventual national champion Florida in the championship game of the tournament in 2006-07, while North Carolina won the event in 2007-08.

Participating schools will each have their share of tickets available to sell after this season is completed. The general public will have a chance to purchase a limited number of tickets for the final rounds in Las Vegas beginning Saturday, Nov. 3 at 1 p.m. EST at the Orleans Arena. For ticket information, please contact the Orleans Arena at (702) 284-7777 or on the web at www.orleansarena.com.

NO THREE-POINTERS

Since the three-point shot became part of the college game, Iowa has played 14 games in which it has failed to make a three-point attempt. Iowa had made at least one three-point basket in 53 straight games before missing all five attempts in a 71-61 home win over Purdue in 2004. Iowa's current streak includes at least one three-point basket in 147 straight games.

Following is a list of games in which Iowa did not make a three-point basket (11-3 record). During the 1982-83 season, when the three-point shot was first added, the number of three-point attempts in some games is unavailable.

Date	Opponent	3-pt.	Result
1/7/04	Purdue	0-5	W, 71-61
2/13/02	Penn State	0-9	L, 65-71
12/8/92	Northern Iowa	0-5	W, 64-44
12/6/91	Army	0-8	W, 74-39
12/12/88	Jackson State	0-3	W, 86-71
12/19/87	Iowa State	0-7	L, 100-102
2/10/83	Purdue	0-1	W, 55-46
12/29/82	Seton Hall	0	W, 85-63
12/28/82	James Madison	0	W, 55-47
12/18/82	UCLA	0	L, 66-75
12/11/82	Southern Cal	0	W, 66-55
12/8/82	Marquette	0	W, 87-66
12/3/82	Navy	0	W, 76-65
11/27/82	Brigham Young	0	W, 91-80

POST-SEASON OPPONENTS

Iowa's 2007-08 schedule includes 15 games against teams that advanced to post-season play a year ago. Iowa will play 11 games against six Big Ten opponents that appeared in the 2007 NCAA Tournament, including two games with national runner-up Ohio State. The Hawkeyes have four games against teams that were in the NIT a year ago (Michigan twice, Bradley, Utah State).

IOWA VS. THE FIELD

Iowa posted a 6-10 record while playing 11 teams that advanced to post-season play last season. That included a 4-9 record against eight teams that competed in the NCAA Tournament and a 2-1 record against three teams that were in the NIT.

IOWA IN THE NCAA TOURNAMENT

Iowa made its 22nd appearance in the NCAA Tournament in 2006. Iowa earned the Big Ten Conference's automatic bid by virtue of claiming the league's tournament title.

The Hawkeyes hold an overall record of 27-24 in the tournament, advancing to the Final Four in 1955 (fourth), 1956 (second) and 1980 (fourth). Iowa reached the regional championship in 1987 and lost in the regional semi-final in 1988 and 1999.

IOWA INFORMATION ON THE WEB

Iowa basketball information is available on the University of Iowa's web site, hawkeyesports.com. Once you have entered the web site, you may obtain biographical information on Iowa players and coaches, game notes, game stories and box scores from all games throughout the season, plus team and individual cumulative stats and a pdf version of Iowa's History and Record book.

Members of the media who wish to have this information forwarded via e-mail throughout the season may do so by contacting the Iowa Sports Information office with your e-mail address.

IOWA PHOTOS AVAILABLE

Up-to-date head shots of all Iowa players and coaches are available on the internet at pics.hawkeyebasketball.com. Contact the Iowa Sports Information office if you are in need of additional photos.

HIGH SPEED CONNECTIONS

For members of the media who cover Iowa home games on a regular basis, high speed connections are available, at no charge, in the media seating area of Carver-Hawkeye Arena. You are asked to provide your own Ethernet cord. A limited number of phone lines are also available.

Media covering Iowa basketball on a regular basis should have their own telephone line installed.

COACH LICKLITER WITH THE MEDIA

The remaining dates for basketball news conferences with Todd Lickliter are March 3 and 10. The news conferences are held at 2 p.m. in the Press Room at Carver-Hawkeye Arena. Selected players are available for interviews following the sessions with Coach Lickliter.

IN-SEASON TELE-CONFERENCES

The final tele-conference with Coach Todd Lickliter will take place Friday, Feb. 29. The call will begin at 10:30 a.m. CT.

Members of the media need to contact the UI Sports Information office for the dial in number and other details.

Coach Lickliter will also be available on the Big Ten tele-conference calls, which take place each Monday during the Big Ten season.

BIG TEN TELE-CONFERENCES

The Big Ten Conference office has scheduled tele-conferences with men's basketball coaches each week during the Big Ten portion of the 2007-08 season. The weekly calls run through March 10.

The tele-conferences are held each Monday from 9-11 a.m. CT. The calls will be available for play-back for 24 hours.

Contact the Big Ten office or the Iowa Sports Information office for the tele-conference and play-back phone numbers. Following is the coach's order of appearance:

9:00	Dan Dakich, Indiana	10:-00	Tom Izzo, Michigan State
9:10	Todd Lickliter, Iowa	10:10	Bo Ryan, Wisconsin
9:20	Tubby Smith, Minnesota	10:20	John Beilein, Michigan
9:30	Bill Carmody, Northwestern	10:30	Thad Matta, Ohio State
9:40	Ed DeChellis, Penn State	10:40	Bruce Weber, Illinois
9:50	Matt Painter, Purdue	10:50	Player of the Week

HIGHLIGHTS AND SOUND BITES ON SATELLITE

Sound bites with coaches and athletes from Iowa's winter sports teams are available each Wednesday throughout the winter.

The video sound bites are available from 3:30-3:45 p.m. CT and include all winter sports, including men's and women's basketball and wrestling. The satellite feeds will conclude on March 5. Contact the Iowa Sports Information office for coordinate information.

HALK TALK WITH TODD LICKLITER

Fans of the University of Iowa basketball program may join Iowa Coach Todd Lickliter and radio announcer Gary Dolphin each week during the season for the "Hawk Talk with Todd Lickliter" radio call-in show. The show takes place each week at Carlos O'Kelly's Mexican Café in Iowa City from 7 to 8:30 p.m. The dates are March 3 and 10.

AFTER THIS

The Hawkeyes close the regular season Tuesday, March 4 at Northwestern (8:05 p.m., BTN). The Big Ten Tournament will be held in Indianapolis March 13-16. Tournament pairings will be announced Sunday, March 9 following the conclusion of all regular season games.

Big Ten Standings and Results

	Big Ten Games			All Games		
	W	L	PCT	W	L	PCT
Wisconsin	14	2	.875	24	4	.857
Indiana	13	2	.867	24	4	.857
Purdue	13	2	.867	22	6	.786
Michigan State	10	5	.667	22	6	.786
Ohio State	8	7	.533	17	11	.607
Minnesota	7	8	.467	17	10	.630
Penn State	5	10	.333	13	14	.481
Iowa	5	11	.313	12	17	.414
Michigan	5	11	.313	9	19	.321
Illinois	3	12	.200	11	17	.393
Northwestern	1	14	.067	8	18	.308

Wednesday, January 2

Indiana at Iowa	IND, 79-76
Wisconsin at Michigan	WIS, 70-54
Penn State at Northwestern	PSU, 79-68

Thursday, January 3

Ohio State at Illinois	OSU, 74-58
------------------------	------------

Saturday, January 5

Iowa at Wisconsin	WIS, 64-51
Michigan at Purdue	PUR, 65-58
Minnesota at Michigan State	MSU, 65-59

Sunday, January 6

Northwestern at Ohio State	OSU, 62-51
Penn State at Illinois	PSU, 68-64

Tuesday, January 8

Indiana at Michigan	IND, 78-64
Purdue at Michigan State	MSU, 78-75

Wednesday, January 9

Iowa at Ohio State	OSU, 79-48
Northwestern at Minnesota	MINN, 82-63

Thursday, January 10

Illinois at Wisconsin	WIS, 70-60
-----------------------	------------

Saturday, January 12

Michigan State at Iowa	IOWA, 43-36
Minnesota at Penn State	MINN, 76-73
Ohio State at Purdue	PUR, 75-68
Michigan at Northwestern	MICH, 78-68

Sunday, January 13

Illinois at Indiana	IND, 62-58
---------------------	------------

Tuesday, January 15

Ohio State at Michigan State	MSU, 66-60
Wisconsin at Penn State	WIS, 80-55

Wednesday, January 16

Purdue at Iowa	PUR, 67-62
Michigan at Illinois	ILL, 75-57
Northwestern at Chicago State	NW, 65-47

Thursday, January 17

Indiana at Minnesota	IND, 65-60
----------------------	------------

Saturday, January 19

Iowa at Michigan	IOWA, 68-60
Illinois at Purdue	PUR, 74-67
Ohio State at Tennessee	Tenn, 74-69
Northwestern at Wisconsin	WIS, 62-50

Sunday, January 20

Penn State at Indiana	IND, 81-65
Michigan State at Minnesota	MSU, 78-73

Tuesday, January 22

Michigan at Wisconsin	WIS, 64-61
Illinois at Ohio State	OSU, 64-58

Wednesday, January 23

Iowa at Indiana	IND, 65-43
Purdue at Penn State	PUR, 64-42

Thursday, January 24

Michigan State at Northwestern	MSU, 78-62
--------------------------------	------------

Saturday, January 26

Penn State at Iowa	IOWA, 64-49
Connecticut at Indiana	UConn, 68-63
Wisconsin at Purdue	PUR, 60-56
Minnesota at Ohio State	OSU, 76-60

Sunday, January 27

Michigan at Michigan State	MSU, 77-62
Northwestern at Illinois	ILL, 70-37

Tuesday, January 29

Ohio State at Penn State	OSU, 68-56
--------------------------	------------

Wednesday, January 30

Iowa at Purdue	PUR, 51-50
Illinois at Michigan State	MSU, 51-41
TX-Pan Am. at Northwestern	NW, 68-59

Thursday, January 31

Minnesota at Michigan	MINN, 77-65
Indiana at Wisconsin	WIS, 62-49

Saturday, February 2

Ohio State at Iowa	IOWA, 53-48
Purdue at Illinois	PUR, 83-75
Michigan State at Penn State	PSU, 85-76

Sunday, February 3

Northwestern at Indiana	IND, 75-63
Wisconsin at Minnesota	WIS, 63-47

Tuesday, February 5

Michigan at Ohio State	OSU, 65-55
Penn State at Purdue	PUR, 67-53

Wednesday, February 6

Wisconsin at Iowa	WIS, 60-54
Minnesota at Northwestern	MINN, 92-72

Thursday, February 7

Indiana at Illinois (2 OT)	IND, 83-79
----------------------------	------------

Saturday, February 9

Iowa at Minnesota	MINN, 63-50
Penn State at Michigan	MICH, 68-63
Northwestern at Michigan State	MSU, 70-55
Purdue at Wisconsin	PUR, 72-67

Sunday, February 10

Indiana at Ohio State	IND, 59-53
-----------------------	------------

Tuesday, February 12

Michigan State at Purdue	PUR, 60-54
Illinois at Minnesota	ILL, 84-60

Wednesday, February 13

Wisconsin at Indiana	WIS, 68-66
Ohio State at Northwestern	OSU, 65-47

Thursday, February 14

Michigan at Iowa	MICH, 60-52
------------------	-------------

Saturday, February 16

Minnesota at Wisconsin	WIS, 65-56
Purdue at Northwestern	PUR, 71-56
Illinois at Penn State	PSU, 52-51
Michigan State at Indiana	IND, 80-61

Sunday, February 17

Ohio State at Michigan	MICH, 80-70
------------------------	-------------

Tuesday, February 19

Northwestern at Iowa	IOWA, 53-51
Purdue at Indiana	IND, 77-68

Wednesday, February 20

Penn State at Michigan State	MSU, 86-49
Wisconsin at Illinois	WIS, 71-57

Thursday, February 21

Michigan at Minnesota	MINN, 69-60
-----------------------	-------------

Saturday, February 23

Iowa at Michigan State	MSU, 66-52
Indiana at Northwestern	IND, 85-82
Illinois at Michigan	MICH, 49-43

Sunday, February 24

Penn State at Minnesota	MINN, 75-68
Wisconsin at Ohio State	WIS, 58-53

Tuesday, February 26

Ohio State at Indiana	IND, 72-69
Northwestern at Michigan	NW, 62-60

Wednesday, February 27

Iowa at Penn State	PSU, 65-64
Minnesota at Purdue	PUR, 65-53

Thursday, February 28

Michigan State at Wisconsin	WIS, 57-42
-----------------------------	------------

Saturday, March 1

Illinois at Iowa	
Michigan at Penn State	
Northwestern at Purdue	
Ohio State at Minnesota	

Sunday, March 2

Indiana at Michigan State	
---------------------------	--

Tuesday, March 4

Iowa at Northwestern	
Purdue at Ohio State	

Wednesday, March 5

Minnesota at Indiana	
Penn State at Wisconsin	

Thursday, March 6

Michigan State at Illinois	
----------------------------	--

Saturday, March 8


Minnesota at Illinois	
Wisconsin at Northwestern	

Sunday, March 9

Purdue at Michigan	
Indiana at Penn State	
Michigan State at Ohio State	

****4 - - J.R. Angle, Guard, 6-7, 200, Junior, Franklin, IN (Indian Creek HS)**

- Four rebounds at Indiana
- Seven points, three rebounds and two assists at Wisconsin
- Five points, two rebounds and two assists against Indiana
- Career highs with 10 points, three steals and 23 minutes played in win over Southeastern Louisiana
- Three points against Drake
- Six points and four rebounds at Iowa State
- Three points and a career-high six rebounds in win at Northern Iowa
- Tied a career-high with eight points, four rebounds and career high three assists in win over Eastern Illinois
- Four points vs. Louisiana-Monroe
- Two points and three rebounds vs. Wake Forest
- Six points vs. Utah State
- Three points and three rebounds vs. Bradley
- Five points, three assists and two rebounds in Blowout
- Saw action in 28 of 31 games in 2007, with two starts



Angle, Game-by-Game

Opp.	S	FG	3-PT	FT	O-D-RE	PF	TP	A	T	B	S	M
Idaho State					DNP							
N. Colorado	N	0-2	0-2	0-0	0-0-0	0	0	0	0	0	0	1
FL Gulf Coast					DNP							
MD E. Shore	N	0-0	0-0	0-0	0-0-0	0	0	0	1	0	0	11
Bradley (n)	N	1-1	1-1	0-0	1-2-3	3	3	1	1	0	0	9
Utah St. (n)	N	2-4	2-2	0-1	1-0-1	0	6	0	0	0	0	8
Wake Forest	N	0-0	0-0	2-2	0-3-3	1	2	0	0	0	0	11
LA-Monroe	N	2-4	0-2	0-0	0-1-1	1	4	0	1	0	0	13
E. Illinois	N	2-5	2-4	2-3	2-2-4	2	8	3	2	0	0	19
at Northern IA	Y	1-3	1-3	0-0	1-5-6	1	3	0	3	0	1	21
at Iowa State	Y	2-5	2-4	0-2	0-4-4	4	6	1	0	0	0	25
Drake	N	1-1	1-1	0-0	0-0-0	1	3	0	0	0	0	6
SE Louisiana	N	3-7	3-7	1-2	0-0-0	1	10	2	0	1	3	23
Indiana	N	2-7	1-6	0-0	0-2-2	3	5	2	0	0	0	25
at Wisconsin	N	3-6	1-3	0-0	0-3-3	2	7	2	2	0	0	21
at Ohio State	N	0-4	0-4	0-0	0-0-0	0	0	0	1	0	0	11
Mich. State					DNP							
Purdue	N	0-0	0-0	0-0	0-0-0	0	0	0	0	0	0	0+
at Michigan					DNP							
at Indiana	N	0-4	0-2	0-0	2-2-4	0	0	0	0	0	0	6
Penn State	N	0-0	0-0	0-0	0-0-0	0	0	0	0	0	0	1
at Purdue					DNP							
Ohio State					DNP							
Wisconsin					DNP							
at Minnesota					DNP							
Michigan					DNP							
Northwestern	N	0-1	0-0	0-0	0-0-0	1	0	0	0	0	0	5
at Mich. State					DNP							
at Penn State					DNP							
Illinois					DNP							
at Northwestern					DNP							
Big Ten Tournament												

Career Bests


Points: 10 vs. Southeastern Louisiana, 12/29/07
Rebounds: 5 vs. Texas-Pan American, 12/1/06
FGM: 3, three times, last at Wisconsin, 1/5/08
FGA: 7, twice, last vs. Indiana, 1/2/08
FTM: 3 at Michigan State, 2/17/07
FTA: 4 at Michigan State, 2/17/07
Assists: 3 vs. Eastern Illinois, 12/1/07
Steals: 3 vs. Southeastern Louisiana, 12/29/07
Blocks: 1 vs. Southeastern Louisiana, 12/29/07
Minutes: 23 vs. Southeastern Louisiana, 12/29/07

Career Statistics

YEAR	G/GS	FG-A	PCT	3-PT	PCT	FT-A	PCT	O-D-RB	AVG	PF-DI	AS	TO	BK	ST	PTS	AVG
Fresh.	11/0	4-11	.364	2-5	.400	0-0	.000	1-5-6	0.5	2-0	1	6	0	0	10	0.9
Soph.	28/2	17-36	.472	4-9	.444	9-10	.900	9-19-28	1.0	31-0	9	9	0	5	47	1.7
Jun.	18/2	19-54	.352	14-41	.341	5-10	.500	7-24-31	1.7	20-0	11	11	1	4	57	3.2
Career	57/4	40-101	.396	20-55	.364	14-20	.700	17-48-65	1.1	53-0	21	26	1	9	114	2.0

15 - - Dan Bohall, Guard, 6-4, 193, Sophomore, Sioux City, IA (East HS)

- Four points (4-4 FT's) at Penn State
- Five points in win over Northwestern
- Two assists at Ohio State
- Five points vs. Louisiana-Monroe
- Five assists vs. Bradley
- 10 points, two rebounds and five assists in win over Maryland Eastern Shore
- Eight points and four rebounds in win over Florida Gulf Coast
- Career-highs with 14 points and six rebounds in win over Northern Colorado
- Six assists, five points and three rebounds in win over Idaho State in first career start
- Five points and three rebounds in exhibition win over Simpson College
- Nine points, four rebounds and three steals in Blowout
- Co-winner of 2007 Most Improved Award
- Played in 11 games in 2007, averaging 0.4 points and 0.1 rebounds



Career Bests

Points: 14 vs. Northern Colorado, 11/14/07
Rebounds: 6 vs. Northern Colorado, 11/14/07
FGM: 3 vs. Northern Colorado, 11/14/07
FGA: 8 vs. Idaho State, 11/9/07
FTM: 7 vs. Northern Colorado, 11/14/07
FTA: 8 vs. Northern Colorado, 11/14/07
Assists: 6 vs. Idaho State, 11/9/07
Steals: 2 vs. Florida Gulf Coast, 11/18/07
Blocks:
Minutes: 32, twice, last vs. Florida Gulf Coast, 11/18/07

Bohall, Game-by-Game

Opp.	S	FG	3-PT	FT	O-D-RE	PF	TP	A	T	B	S	M
Idaho State	Y	2-8	1-5	0-0	1-2-3	3	5	6	5	0	0	32
N. Colorado	Y	3-6	1-3	7-8	0-6-6	3	14	1	2	0	0	26
FL Gulf Coast	Y	2-7	1-5	3-4	0-4-4	2	8	4	3	0	2	32
MD E. Shore	Y	2-6	0-3	6-6	1-1-2	0	10	5	0	0	0	30
Bradley (n)	Y	0-2	0-1	0-0	0-1-1	0	0	5	3	0	0	15
Utah St. (n)	Y	1-3	0-2	0-2	1-1-2	3	2	1	1	0	0	17
Wake Forest	Y	0-1	0-1	0-0	0-0-0	3	0	0	1	0	0	10
LA-Monroe	N	2-3	1-2	0-0	0-0-0	4	5	1	3	0	0	12
E. Illinois	N	0-0	0-0	0-0	0-0-0	1	0	1	0	0	0	4
at Northern IA					DNP							
at Iowa State					DNP							
Drake					DNP							
SE Louisiana					DNP							
Indiana					DNP							
at Wisconsin					DNP							
at Ohio State	N	0-1	0-1	0-0	0-0-0	1	0	2	0	0	0	9
Mich. State	N	0-0	0-0	0-0	0-0-0	0	0	0	0	0	0	1
Purdue					DNP							
at Michigan					DNP							
at Indiana	N	0-0	0-0	0-2	0-0-0	1	0	0	0	0	0	4
Penn State	N	0-3	0-3	0-0	0-0-0	2	0	0	0	0	0	8
at Purdue	N	0-0	0-0	0-0	0-0-0	0	0	0	0	0	0	1
Ohio State					DNP							
Wisconsin					DNP							
at Minnesota					DNP							
Michigan					DNP							
Northwestern	N	2-4	1-3	0-0	1-0-1	1	5	1	0	0	1	13
at Mich. State	N	0-0	0-0	0-0	0-0-0	0	0	0	0	0	0	1
at Penn State	N	0-1	0-1	4-4	0-0-0	1	4	0	0	0	0	4
Illinois												
at Northwestern												
Big Ten Tournament												

Career Statistics

YEAR	G/GS	FG-A	PCT	3-PT	PCT	FT-A	PCT	O-D-RB	AVG	PF-DI	AS	TO	BK	ST	PTS	AVG
Fresh.	11/0	0-6	.000	0-1	.000	4-10	.400	0-1-1	0.1	3-0	0	1	0	2	4	0.4
Soph.	17/0	14-45	.311	5-30	.167	20-26	.769	4-15-19	1.1	25-0	27	18	0	3	53	3.1
Career	28/7	14-51	.275	5-31	.161	24-36	.667	4-16-20	0.7	28-0	27	19	0	5	57	2.0

50 - - Jarryd Cole, Forward, 6-7, 250, Freshman, Kansas City, MO (Winnetonka HS)

- Will miss the remainder of the 2007-08 season after suffering torn left ACL in win over SE Louisiana (12/29/07)
- Four points (2-2 FG's) and four rebounds before suffering injury in win against Southeastern Louisiana
- 12 points (6-6 FG's) and five rebounds against Drake
- Career-highs with 15 points, nine rebounds and 35 minutes played at Iowa State
- Two points and five rebounds in win at Northern Iowa
- 10 points (4-5 FG's) and four rebounds in win over Eastern Illinois
- Four points and seven rebounds while playing 35 minutes vs. Louisiana-Monroe in first start of career
- 14 points and seven rebounds vs. Wake Forest
- 10 points and six rebounds vs. Utah State
- Six points and seven rebounds in win over Maryland Eastern Shore
- Seven points, four rebounds and three steals in win over Florida Gulf Coast
- Five points and four rebounds in exhibition win over Simpson College



Cole, Game-by-Game

Opp.	S	FG	3-PT	FT	O-D-RE	PF	TP	A	T	B	S	M
Idaho State	N	1-1	0-0	0-1	1-0-1	3	2	0	0	0	1	14
N. Colorado	N	0-0	0-0	0-0	0-1-1	3	0	1	2	0	0	11
FL Gulf Coast	N	2-4	0-0	3-8	2-2-4	2	7	0	1	0	3	18
MD E. Shore	N	2-3	0-0	2-3	1-6-7	1	6	0	1	0	0	21
Bradley (n)	N	0-0	0-0	0-0	0-2-2	4	0	0	0	0	0	9
Utah St. (n)	N	3-7	0-1	4-4	2-4-6	2	10	1	0	1	0	25
Wake Forest	N	7-10	0-0	0-1	3-4-7	4	14	0	3	0	1	33
LA-Monroe	Y	1-3	0-0	2-5	2-5-7	4	4	1	5	0	1	35
E. Illinois	Y	4-5	0-0	2-3	3-1-4	3	10	0	2	0	0	29
at Northern IA	Y	1-3	0-0	0-0	3-2-5	5	2	0	2	1	0	19
at Iowa State	Y	7-10	0-0	1-4	7-2-9	2	15	0	1	0	0	35
Drake	Y	6-6	0-0	0-0	2-3-5	3	12	0	4	0	0	32
SE Louisiana	Y	2-2	0-0	0-2	0-4-4	1	4	0	2	0	1	21
Indiana					INJ							
at Wisconsin					INJ							
at Ohio State					INJ							
Mich. State					INJ							
Purdue					INJ							
at Michigan					INJ							
at Indiana					INJ							
Penn State					INJ							
at Purdue					INJ							
Ohio State					INJ							
Wisconsin					INJ							
at Minnesota					INJ							
Michigan					INJ							
Northwestern					INJ							
at Mich. State					INJ							
at Penn State					INJ							
Illinois												
at Northwestern												
Big Ten Tournament												

Career Bests


Points: 15 at Iowa State, 12/8/07
Rebounds: 9 at Iowa State, 12/8/07
FGM: 7, twice, last at Iowa State, 12/8/07
FGA: 10, twice, last at Iowa State, 12/8/07
FTM: 4 vs. Utah State, 11/24/07
FTA: 8 vs. Florida Gulf Coast, 11/18/07
Assists: 1, three times, last vs. Louisiana-Monroe, 11/30/07
Steals: 3 vs. Florida Gulf Coast, 11/18/07
Blocks: 1 vs. Northern Iowa, 12/5/07
Minutes: 35, twice, last at Iowa State, 12/8/07

Career Statistics

YEAR	G/GS	FG-A	PCT	3-PT	PCT	FT-A	PCT	O-D-RB	AVG	PF-DI	AS	TO	BK	ST	PTS	AVG
Fresh.	13/6	36-54	.667	0-1	.000	14-31	.452	26-36-62	4.8	37-1	3	23	2	7	86	6.6

****11 - - Tony Freeman, Guard, 6-1, 190, Junior, Maywood, IL (St. Joseph's HS)**

- 14 points, five rebounds and five assists at Penn State
- 14 points and four rebounds in win over Northwestern
- Eight points and three assists against Michigan
- 12 points, five rebounds, five assists and two steals at Minnesota
- 18 points, four rebounds and two assists against Wisconsin
- Nine points, two rebounds and four assists in win over Ohio State
- 13 points, five rebounds and three steals at Purdue
- Five points, four rebounds and five assists in win over Penn State
- 14 points and two steals at Indiana
- Career-high 28 points (career-best six 3 pt FG's) and five rebounds in a career-high 40 minutes played in win at Michigan
- 19 points, two rebounds, four assists and two steals against Purdue
- 22 points and four steals, along with two rebounds and three assists, in win over Michigan State
- 21 points, three rebounds and three assists at Ohio State
- Eight points, three rebounds and three assists at Wisconsin
- 12 points and nine assists against Indiana
- 15 points, seven rebounds, four assists and three steals in win over Southeastern Louisiana
- Returned to action against Drake, scoring nine points and grabbing two rebounds
- Did not play at Iowa State due to soreness in left foot
- 15 points (5-7 FG's, 3-3 3pt FG's, 2-2 FT's) and three assists in first action of the 2007-08 season at Northern Iowa
- Suffered a fracture to the fifth metatarsal in his left foot against Simpson College and will miss four to six weeks
- Four points in exhibition win over Simpson College before injury
- 18 points and five assists in Blowout
- Earned 2007 Academic Recognition Award



Freeman, Game-by-Game

Opp.	S	FG	3-PT	FT	O-D-RE	PF	TP	A	T	B	S	M
Idaho State					INJ							
N. Colorado					INJ							
FL Gulf Coast					INJ							
MD E. Shore					INJ							
Bradley (n)					INJ							
Utah St. (n)					INJ							
Wake Forest					INJ							
LA-Monroe					INJ							
E. Illinois					INJ							
at Northern IAN		5-7	3-3	2-2	0-1-1	0	15	3	3	0	0	24
at Iowa State					INJ							
Drake	N	3-14	3-7	0-0	1-1-2	2	9	0	2	0	0	22
SE Louisiana	N	3-8	2-5	7-11	2-5-7	2	15	4	1	0	3	34
Indiana	Y	3-14	2-6	4-8	1-0-1	5	12	9	5	0	0	39
at Wisconsin	Y	3-7	1-5	1-3	0-3-3	2	8	3	3	0	0	28
at Ohio State	Y	9-19	3-10	0-0	1-2-3	2	21	3	3	0	0	38
Mich. State	Y	5-12	5-9	7-9	0-2-2	2	22	3	4	0	4	38
Purdue	Y	5-18	3-9	6-7	1-1-2	0	19	4	0	0	2	39
at Michigan	Y	8-14	6-11	6-9	0-5-5	2	28	1	4	0	0	40
at Indiana	Y	5-13	4-8	00	1-1-2	3	14	1	6	0	2	28
Penn State	Y	1-7	1-7	2-2	1-3-4	2	5	5	5	0	1	32
at Purdue	Y	5-10	3-8	0-0	1-4-5	3	13	2	6	0	3	37
Ohio State	Y	3-11	1-8	2-2	0-2-2	1	9	4	1	0	0	38
Wisconsin	Y	5-16	5-13	3-4	1-3-4	1	18	2	3	0	1	40
at Minnesota	Y	4-10	4-8	0-0	1-4-5	0	12	5	4	0	2	39
Michigan	Y	3-10	2-6	0-0	0-1-1	0	8	3	2	0	1	30
Northwestern	Y	4-6	4-8	2-4	0-4-4	1	14	1	5	1	1	40
at Mich. State	Y	1-6	1-4	1-4	0-2-2	1	4	5	1	1	0	32
at Penn State	Y	5-14	4-11	0-0	0-5-5	1	14	5	3	0	1	40
Illinois												
at Northwestern												
Big Ten Tournament												

Career Bests

Points:	28 at Michigan, 1/19/08
Rebounds:	9 vs. Minnesota, 1/13/07
FGM:	9 at Ohio State, 1/9/08
FGA:	19 at Ohio State, 1/9/08
FTM:	8 vs. Purdue, 2/21/07
FTA:	12 vs Purdue, 2/21/07
Assists:	11 vs. The Citadel, 11/13/06
Steals:	4 vs. Michigan State, 1/12/08
Blocks:	1, three times, last at Mich. State, 2/23/08
Minutes:	40, twice, last vs. Wisconsin, 2/6/08

Career Statistics

YEAR	G/GS	FG-A	PCT	3-PT	PCT	FT-A	PCT	O-D-RB	AVG	PF-DI	AS	TO	BK	ST	PTS	AVG
Fresh.	33/4	40-118	.339	21-69	.304	10-16	.625	8-34-42	1.3	42-1	53	55	0	19	111	3.4
Soph.	31/17	76-189	.402	35-99	.354	46-66	.697	14-76-90	2.9	45-0	116	69	1	33	233	7.5
Jun.	19/16	80-219	.365	57-146	.390	43-65	.662	11-49-60	3.2	30-1	63	61	2	21	260	13.7
Career	83/37	196-526	.373	113-314	.360	99-147	.673	33-159-192	2.3	117-2	232	185	3	73	604	7.3

*****53 - - Seth Gorney, Center, 7-0, 245, Senior, Vandalia, OH (Butler HS)**

- Five rebounds at Penn State
- Six points and eight rebounds at Michigan State
- Nine points, eight rebounds and three steals against Michigan
- Nine points (4-4 FG's) and 10 rebounds at Minnesota
- 10 points and four rebounds against Wisconsin
- 10 points, seven rebounds and a career-high four assists in win over Ohio State
- Five points, five rebounds, three assists and two blocks in a career-high 37 minutes played at Purdue
- 11 points (3-3 FG's, 4-4 FT's) and eight rebounds in win over Penn State
- Five rebounds at Indiana
- Four points, career-high 12 rebounds and two assists in win at Michigan
- 10 points (5-6 FG's), eight rebounds and two steals against Purdue
- Five rebounds at Wisconsin
- Seven points, 10 rebounds and tied a career-high with three assists against Indiana
- Two points and five rebounds in win at Northern Iowa
- Four points and four rebounds vs. Louisiana-Monroe
- Eight points (3-4 FG's, 2-2 FT's) vs. Utah State
- Six points, five rebounds and three assists vs. Bradley
- Four points and six rebounds in win over MD-Eastern Shore
- Career-high 11 rebounds in win over Florida Gulf Coast
- Eight points and four rebounds in win over Northern Colorado
- Played in all 31 games in 2007, with 17 starts
- Averaged 5.5 points and 3.8 rebounds, shooting .575 from the field



Gorney, Game-by-Game

Opp.	S	FG	3-PT	FT	O-D-RE	PF	TP	A	T	B	S	M
Idaho State	Y	1-3	0-0	1-2	0-3-3	3	3	0	1	0	0	18
N. Colorado	Y	4-7	0-0	0-0	1-3-4	1	8	0	2	0	0	22
FL Gulf Coast	Y	1-4	0-0	0-0	2-9-11	1	2	1	0	0	0	22
MD E. Shore	Y	1-3	0-0	2-2	1-5-6	0	4	0	0	0	1	17
Bradley (n)	Y	3-4	0-0	0-0	1-4-5	2	6	3	2	1	0	29
Utah St. (n)	Y	3-4	0-0	2-2	0-2-2	0	8	0	0	0	0	18
Wake Forest	Y	0-0	0-0	0-0	0-0-0	0	0	0	1	0	0	10
LA-Monroe	N	1-3	0-0	2-3	3-1-4	2	4	1	0	0	0	13
E. Illinois	N	0-1	0-0	0-0	0-0-0	1	0	0	0	0	0	10
at Northern IAN	N	1-2	0-1	0-0	0-5-5	2	2	1	1	1	0	20
at Iowa State	N	0-5	0-1	0-0	1-0-1	1	0	0	0	1	0	13
Drake	Y	1-3	0-0	0-0	0-2-2	1	2	1	2	0	0	13
SE Louisiana	N	0-1	0-0	0-0	0-1-1	0	0	0	0	0	0	11
Indiana	Y	2-6	0-0	3-4	3-7-10	4	7	3	1	1	0	30
at Wisconsin	Y	0-3	0-0	0-0	1-4-5	3	0	1	1	1	1	26
at Ohio State	Y	0-1	0-0	1-2	1-2-3	2	1	1	0	0	0	23
Mich. State	Y	0-2	0-0	0-0	0-6-6	2	0	1	0	2	1	31
Purdue	Y	5-6	0-0	0-0	3-5-8	2	10	2	3	0	0	30
at Michigan	Y	2-5	0-0	0-0	4-8-12	1	4	2	2	0	1	36
at Indiana	Y	1-3	0-0	0-1	1-4-5	2	2	1	5	0	0	30
Penn State	Y	3-3	1-1	4-4	2-6-8	3	11	0	2	1	0	35
at Purdue	Y	2-5	0-0	1-2	0-5-5	3	5	3	1	2	1	37
Ohio State	Y	5-11	0-1	0-0	2-5-7	1	10	4	1	0	1	34
Wisconsin	Y	5-7	0-1	0-0	1-3-4	3	10	1	0	1	1	36
at Minnesota	Y	4-4	1-1	0-0	0-10-10	4	9	2	3	0	0	35
Michigan	Y	4-10	0-2	1-2	0-8-8	2	9	1	1	0	3	35
Northwestern	Y	2-5	0-0	0-0	0-2-2	2	4	0	1	0	0	18
at Mich. State	Y	3-9	0-1	0-0	1-7-8	3	6	0	5	1	0	36
at Penn State	Y	0-0	0-0	0-0	0-5-5	3	0	1	1	0	0	39
Illinois												
at Northwestern												
Big Ten Tournament												

Career Bests

Points:	12 at Indiana, 1/16/07
Rebounds:	12 at Michigan, 1/19/08
FGM:	5, six times, last vs. Wisconsin, 2/6/08
FGA:	13 vs. Northern Iowa, 12/5/06
FTM:	4 vs. Penn State, 1/26/08
FTA:	4, twice, last vs. Penn State, 1/26/08
Assists:	4 vs. Ohio State, 2/2/08
Steals:	3, twice, last vs. Michigan, 2/14/08
Blocks:	2 at Michigan, 1/31/07
Minutes:	37 at Purdue, 1/30/08

Career Statistics

YEAR	G/GS	FG-A	PCT	3-PT	PCT	FT-A	PCT	O-D-RB	AVG	PF-DI	AS	TO	BK	ST	PTS	AVG
Fresh.	21/0	5-7	.714	0-0	.000	4-7	.571	8-14-22	1.0	15-0	3	5	1	5	14	0.7
Soph.	22/0	13-21	.619	0-0	.000	1-2	.500	5-17-22	1.0	13-0	3	5	2	1	27	1.2
Jun.	31/17	77-134	.575	0-2	.000	16-22	.727	43-75-118	3.8	72-0	15	22	7	14	170	5.5
Sen.	29/24	54-120	.450	2-9	.222	17-24	.708	28-122-150	5.2	54-0	30	36	12	10	127	4.4
Career	103/41	149-282	.528	2-11	.182	38-55	.691	84-228-312	3.0	154-0	51	68	22	30	338	3.3

***24 - - Justin Johnson, Guard, 6-6, 190, Senior, Tyler, TX (Tyler CC)**

- 12 points (4-5 3-PT FG's), three rebounds and three assists at Penn State
- Career-high six assists and nine rebounds in win over Northwestern
- Nine points and four rebounds against Michigan
- 15 points at Minnesota
- Six rebounds and two assists against Wisconsin
- Tied career-high with eight three-point field goals against Ohio State, which is the second-highest single-game total in school history
- 24 points (8-13 3 PT FG's), seven rebounds and three assists in win over Ohio State
- 14 points, five rebounds and two assists at Purdue
- 11 points, two rebounds and tied a career-high with four assists in win over Penn State
- Six points, four rebounds, two assists and two steals at Indiana
- Seven points, eight rebounds and three assists against Purdue
- Six rebounds and two assists in win over Michigan State
- Nine points, seven rebounds and two assists at Ohio State
- 13 points (3-5 3 PT FG's) and four rebounds at Wisconsin
- Career-high 29 points (10-15 FG's, 8-13 3 PT FG's), six rebounds, three assists and tied a career-high with three blocks against Indiana
- 10 points, four rebounds and four assists vs. SE Louisiana
- Eight points, four rebounds and three assists against Drake
- Nine points and five rebounds at Iowa State
- 13 points and four rebounds in win at Northern Iowa
- Named to Hawkeye Challenge all-tournament team
- 25 points (7-10 3pt FG's) in win over Eastern Illinois
- First career double-double with 26 points and 10 rebounds vs. Louisiana-Monroe
- Eight points, seven rebounds and two assists vs. Wake Forest
- Named to all-tournament team at South Padre Island Inv.
- 14 points and two steals vs. Utah State
- 16 points and five rebounds vs. Bradley
- 19 points and three rebounds in win over MD Eastern Shore
- 19 points, seven rebounds and three assists vs. Fla. Gulf Coast
- Career-high 21 points in win over Idaho State, along with four rebounds and two blocked shots



Johnson, Game-by-Game

Opp.	S	FG	3-PT	FT	O-D-RE	PF	TP	A	T	B	S	M
Idaho State	Y	7-14	7-12	0-0	0-4-4	2	21	1	3	2	1	35
N. Colorado	Y	1-5	1-3	0-0	0-3-3	0	3	4	3	1	0	34
FL Gulf Coast	Y	7-17	2-9	3-5	3-4-7	1	19	3	4	1	3	36
MD E. Shore	Y	5-13	4-12	5-7	1-2-3	3	19	1	1	2	1	36
Bradley (n)	Y	6-12	4-9	0-1	1-4-5	0	16	1	2	0	1	37
Utah St. (n)	Y	5-16	2-11	2-2	0-1-1	1	14	1	0	0	2	34
Wake Forest	Y	3-15	0-5	2-3	3-4-7	4	8	2	3	0	0	32
LA-Monroe	Y	8-18	6-15	4-7	2-8-10	1	26	1	3	0	0	42
E. Illinois	Y	9-13	7-10	0-0	1-4-5	1	25	1	1	0	1	35
at Northern IA	Y	5-10	3-5	0-0	2-2-4	1	13	2	5	0	1	38
at Iowa State	Y	3-15	3-12	0-0	1-4-5	3	9	0	3	0	0	34
Drake	Y	3-9	2-8	0-0	1-3-4	3	8	3	3	2	0	36
SE Louisiana	Y	3-10	2-7	2-2	1-3-4	4	10	4	1	1	2	35
Indiana	Y	10-15	8-13	1-1	1-5-6	2	29	3	2	3	1	37
at Wisconsin	Y	4-8	3-5	2-2	1-3-4	5	13	0	1	0	0	31
at Ohio State	Y	3-13	3-13	0-0	0-7-7	0	9	2	4	1	0	38
Mich. State	Y	1-11	0-7	0-0	2-4-6	2	2	2	0	1	0	34
Purdue	Y	2-8	1-4	2-2	2-7-9	2	7	3	1	0	0	39
at Michigan	Y	1-6	1-5	0-0	0-1-1	1	3	2	1	0	0	23
at Indiana	Y	1-6	1-4	3-4	0-4-4	1	6	2	3	0	2	33
Penn State	Y	4-11	2-8	1-1	0-2-2	2	11	4	2	0	0	33
at Purdue	Y	5-11	4-7	0-0	0-5-5	1	14	2	0	0	0	39
Ohio State	Y	8-13	8-13	0-0	1-6-7	1	24	3	2	1	1	38
Wisconsin	Y	1-9	1-5	0-0	3-3-6	2	3	2	1	0	0	40
at Minnesota	Y	5-14	3-11	2-2	0-1-1	2	15	2	5	1	2	36
Michigan	Y	3-13	3-13	0-0	1-3-4	4	9	1	1	0	0	33
Northwestern	Y	0-7	0-6	0-0	1-8-9	0	0	6	1	0	0	40
at Mich. State	Y	2-5	1-4	0-0	1-3-4	3	5	1	0	1	0	36
at Penn State	Y	4-5	4-5	0-0	0-3-3	0	12	3	2	0	0	32
Illinois												
at Northwestern												
Big Ten Tournament												

Career Bests


Points:	29 vs. Indiana, 1/2/08
Rebounds:	10 vs. Louisiana-Monroe, 11/30/07
FGM:	10 vs. Indiana, 1/2/08
FGA:	18 vs. Louisiana-Monroe, 11/30/07
FTM:	6 vs. Texas Southern, 12/23/06
FTA:	7, twice, last vs. Louisiana-Monroe, 11/30/07
Assists:	6 vs. Northwestern, 2/19/08
Steals:	3 vs. Florida Gulf Coast, 11/18/07
Blocks:	3, twice, last vs. Indiana, 1/2/08
Minutes:	42 vs. Louisiana-Monroe, 11/30/07

Career Statistics

YEAR	G/GS	FG-A	PCT	3-PT	PCT	FT-A	PCT	O-D-RB	AVG	PF-DI	AS	TO	BK	ST	PTS	AVG
Jun.	31/7	54-140	.386	45-99	.455	15-21	.714	17-53-70	2.3	35-0	33	31	13	11	168	5.4
Sen.	29/29	119-322	.370	86-241	.357	29-39	.744	29-111-140	4.8	52-1	62	58	17	18	353	12.2
Career	60/36	173-462	.374	131-340	.385	44-60	.733	46-164-210	3.5	87-1	95	89	30	29	521	8.7

32 - - Jake Kelly, Guard, 6-6, 180, Freshman, Carmel, IN (Carmel HS)

- 17 points (7-9 FG's), four assists and two steals at Penn State
- Nine points and two assists at Michigan State
- 12 points (7-8 FT's) and five assists in a career-high 40 minutes played in win over Northwestern
- 12 points, five rebounds, three assists and two blocks against Michigan
- Five points, two rebounds and two assists in win over Ohio State
- Five points at Purdue, including basket and free throw to tie the game with five seconds remaining
- 11 points in win over Penn State
- 12 points (5-5 FT's) and two assists against Purdue
- Four rebounds in win over Michigan State
- Played five minutes against Indiana before suffering sprained ankle
- Six points, three assists and two steals in win over Southeastern Louisiana
- Eight points against Drake
- 13 points (4-4 FT's), tied a career-high with five rebounds and five assists at Iowa State
- Career-high 19 points (4-4 FT's) along with three rebounds and two steals in win at Northern Iowa
- Three points, two rebounds and four assists in win over Eastern Illinois
- Career-high six assists vs. Louisiana-Monroe
- Nine points, two points and two assists vs. Wake Forest
- Eight points, three rebounds and two assists vs. Utah State
- 11 points, four rebounds and three assists vs. Bradley
- Eight points, five rebounds, three assists, three steals and two blocks in win over Maryland Eastern Shore



Kelly, Game-by-Game

Opp.	S	FG	3-PT	FT	O-D-RE	PF	TP	A	T	B	S	M
Idaho State	N	2-4	0-1	0-1	0-4-4	2	4	1	1	0	0	15
N. Colorado	N	1-6	0-1	1-2	0-0-0	1	3	0	1	0	2	23
FL Gulf Coast	N	1-2	1-1	0-0	0-2-2	1	3	1	1	0	0	18
MD E. Shore	N	2-6	1-1	3-4	2-3-5	3	8	3	4	2	3	20
Bradley (n)	N	4-7	2-3	1-2	1-3-4	1	11	3	1	0	2	22
Utah St. (n)	N	2-4	1-2	3-3	1-2-3	4	8	2	3	0	0	34
Wake Forest	N	4-8	1-4	0-0	0-2-2	5	9	2	1	0	0	27
LA-Monroe	Y	1-4	0-0	0-0	1-1-2	5	2	6	4	0	1	32
E. Illinois	Y	1-9	1-4	0-0	0-2-2	1	3	4	3	0	0	27
at Northern IA	Y	6-13	3-5	4-4	1-2-3	2	19	1	1	0	2	38
at Iowa State	Y	4-9	1-2	4-4	0-5-5	4	13	5	3	0	0	35
Drake	Y	3-6	2-2	0-0	1-0-1	4	8	1	0	1	0	29
SE Louisiana	Y	1-7	0-1	4-6	0-1-1	2	6	3	1	0	2	37
Indiana	Y	0-0	0-0	0-0	0-1-1	0	0	0	0	0	0	5
at Wisconsin	Y	1-3	1-1	0-0	0-1-1	5	3	3	0	0	0	27
at Ohio State	Y	0-6	0-3	0-0	0-1-1	3	0	0	3	1	0	25
Mich. State	Y	0-5	0-3	1-2	1-3-4	0	1	0	2	0	0	34
Purdue	Y	3-6	1-2	5-5	0-1-1	2	12	2	6	1	1	31
at Michigan	Y	2-6	0-2	2-2	0-0-0	2	6	1	1	1	0	29
at Indiana	Y	3-8	0-2	0-0	0-0-0	3	6	1	2	0	1	34
Penn State	Y	4-8	3-4	0-0	0-0-0	3	11	0	3	0	0	19
at Purdue	Y	2-4	0-1	1-3	0-1-1	3	5	0	3	0	0	21
Ohio State	Y	2-5	1-2	0-0	1-1-2	3	5	2	1	0	0	15
Wisconsin	Y	0-2	0-0	0-0	0-0-0	2	0	2	2	0	0	13
at Minnesota	Y	0-1	0-0	0-0	0-0-0	2	0	2	2	0	1	13
Michigan	Y	5-10	2-5	0-0	3-2-5	3	12	3	3	2	0	32
Northwestern	Y	2-7	1-4	7-8	0-0-0	1	12	5	1	1	0	40
at Mich. State	Y	3-6	1-2	2-3	1-1-2	2	9	2	2	0	1	31
at Penn State	Y	7-9	2-3	1-1	1-1-2	3	17	4	3	0	2	33
Illinois												
at Northwestern												
Big Ten Tournament												

Career Bests

Points:	19 vs. Northern Iowa, 12/5/07
Rebounds:	5, three times, last vs. Michigan, 2/14/08
FGM:	7 at Penn State, 2/27/08
FGA:	13 vs. Northern Iowa, 12/5/07
FTM:	4, twice, last at Iowa State, 12/8/07
FTA:	4, twice, last at Iowa State, 12/8/07
Assists:	6 vs. Louisiana-Monroe, 11/30/07
Steals:	3 vs. Maryland Eastern Shore, 11/20/07
Blocks:	2, twice, last vs. Michigan, 2/14/08
Minutes:	40 vs. Northwestern, 2/19/08

Career Statistics

YEAR	G/GS	FG-A	PCT	3-PT	PCT	FT-A	PCT	O-D-RB	AVG	PF-DI	AS	TO	BK	ST	PTS	AVG
Fresh.	29/22	66-171	.386	25-61	.410	39-50	.780	14-40-54	1.9	72-3	59	58	9	18	196	6.8

***52 - - Kurt Looby, Forward/Center, 6-10, 210, Senior, St. John's, Antigua (Tyler, TX CC)**

- Two points and four rebounds against Wisconsin
- Four rebounds in win over Ohio State
- Four rebounds in win over Penn State
- Tied a career-high with five blocks against Purdue while also grabbing six rebounds
- Nine points and eight rebounds in win over Michigan State
- Seven points, four rebounds and two blocks at Ohio State
- Nine points, four rebounds and two blocks against Indiana
- Two points, seven rebounds, career-high three assists and two steals against Drake
- Seven rebounds in win at Northern Iowa
- Six points (3-3 FG's), eight rebounds and two steals in win over Eastern Illinois
- Nine points (4-4 FG's) and 12 rebounds (six offensive) vs. Louisiana-Monroe
- 10 rebounds and three blocks vs. Wake Forest
- 10 points, eight rebounds and two blocks vs. Utah State
- 12 points and eight rebounds vs. Bradley
- Seven points, five rebounds and tied a career-high with five blocks in win over Maryland Eastern Shore
- Eight points and five rebounds in win over Florida Gulf Coast
- Eight points and five rebounds in win over Florida Gulf Coast
- Four points, seven rebounds, four blocks and career-high four steals in win over Northern Colorado
- 10 rebounds, six points and two blocked shots in win over Idaho State
- Ranks eighth in single-season blocked shots with 53 in 2007 and seventh in career blocked shots with 93



Looby, Game-by-Game

Opp.	S	FG	3-PT	FT	O-D-RE	PF	TP	A	T	B	S	M
Idaho State	Y	3-5	0-0	0-1	4-6-10	2	6	0	3	2	0	30
N. Colorado	Y	1-1	0-0	2-2	1-6-7	2	4	2	2	4	4	28
FL Gulf Coast	Y	4-5	0-0	0-0	1-4-5	2	8	0	1	1	0	24
MD E. Shore	Y	3-3	0-0	1-2	0-5-5	0	7	0	2	5	0	24
Bradley (n)	Y	5-8	0-0	2-4	5-3-8	1	12	1	1	1	0	27
Utah St. (n)	Y	5-6	0-0	0-0	3-5-8	2	10	2	0	2	1	33
Wake Forest	Y	0-1	0-0	0-1	2-8-10	1	0	0	3	3	1	16
LA-Monroe	Y	4-4	0-0	1-4	6-6-12	2	9	1	3	0	1	29
E. Illinois	Y	3-3	0-0	0-0	1-7-8	5	6	1	2	1	2	25
at Northern IA	Y	0-1	0-0	0-0	3-4-7	3	0	1	1	0	0	19
at Iowa State	Y	0-1	0-0	0-0	1-3-4	3	0	0	0	0	1	17
Drake	N	1-5	0-0	0-0	1-6-7	2	2	3	0	0	2	24
SE Louisiana	Y	1-2	0-0	0-0	0-1-1	1	2	0	2	2	0	9
Indiana	N	3-4	0-0	3-5	0-4-4	1	9	0	1	2	0	10
at Wisconsin	N	2-3	0-0	0-1	0-2-2	2	4	0	0	1	0	9
at Ohio State	N	3-4	0-0	1-2	4-0-4	0	7	1	0	2	0	22
Mich. State	N	3-5	0-0	3-6	3-5-8	1	9	1	0	0	0	22
Purdue	N	0-0	0-0	0-0	1-5-6	3	0	1	0	5	1	22
at Michigan	N	2-2	0-0	0-0	0-3-3	0	4	0	2	1	0	11
at Indiana	N	1-1	0-0	2-2	2-2-4	4	4	0	1	0	0	14
Penn State	N	0-0	0-0	0-0	0-4-4	0	0	0	2	0	0	15
at Purdue	N	2-2	0-0	0-0	1-1-2	1	4	0	0	2	0	27
Ohio State	N	0-0	0-0	0-2	1-3-4	1	0	0	1	0	0	19
Wisconsin	N	1-3	0-0	0-0	0-4-4	1	2	0	0	0	0	10
at Minnesota	N	0-0	0-0	0-0	0-0-0	0	0	0	0	1	0	14
Michigan	N	1-1	0-0	0-0	1-0-1	1	2	1	1	1	1	12
Northwestern	N	0-1	0-0	0-0	0-0-0	0	0	0	0	0	0	9
at Mich. State	N	0-0	0-0	0-0	2-0-2	0	0	0	0	3	0	10
at Penn State	N	0-2	0-0	0-0	1-2-3	1	0	0	1	0	0	18
Illinois												
at Northwestern												
Big Ten Tournament												

Career Bests


Points:	13, twice, last vs. Villanova, 11/20/06
Rebounds:	14 vs. The Citadel, 11/13/06
FGM:	5, three times, last vs. Utah State, 11/24/07
FGA:	9 vs. Toledo, 11/17/06
FTM:	7 vs. Villanova, 11/20/06
FTA:	8 vs. Villanova, 11/20/06
Assists:	3 vs. Drake, 12/14/07
Steals:	4 vs. Northern Colorado, 11/14/07
Blocks:	5, six times, last vs. Purdue, 1/16/08
Minutes:	33 vs. Utah State, 11/24/07

Career Statistics

YEAR	G/GS	FG-A	PCT	3-PT	PCT	FT-A	PCT	O-D-RB	AVG	PF-DI	AS	TO	BK	ST	PTS	AVG
Jun.	31/19	45-84	.536	0-0	.000	28-48	.583	56-87-143	4.6	98-5	13	19	53	19	118	3.8
Sen.	29/12	48-73	.658	0-0	.000	15-32	.469	46-97-143	4.9	42-1	15	29	40	13	111	3.8
Career	60/31	93-157	.592	0-0	.000	43-80	.538	102-184-286	4.8	140-6	28	48	93	32	229	3.8

2 - - David Palmer, Center, 6-9, 240, Sophomore, Antioch, TN (Oak Hill Academy)

- Two rebounds against Indiana
- Three points in win over Eastern Illinois
- Seven points vs. Wake Forest
- Three points vs. Bradley
- Three rebounds in exhibition win over Simpson College
- Eight rebounds and two assists in Blow-out
- Sat out 2006-07 season as a redshirt after transferring from Seton Hall
- Six rebounds, two points and two blocked shots in Black and Gold Blowout
- Played his freshman season at Seton Hall, seeing action in 27 games



Palmer, Game-by-Game

Opp.	S	FG	3-PT	FT	O-D-RE	PF	TP	A	T	B	S	M
Idaho State					DNP							
N. Colorado	N	0-0	0-0	0-0	0-0-0	1	0	0	1	0	0	1
FL Gulf Coast					DNP							
MD E. Shore	N	0-0	0-0	0-0	1-0-1	0	0	0	0	0	0	5
Bradley (n)	N	1-3	1-2	0-0	0-0-0	1	3	0	1	0	0	7
Utah St. (n)	N	0-1	0-0	0-0	0-0-0	1	0	0	0	0	0	4
Wake Forest	N	2-3	1-1	2-4	1-0-1	1	7	0	1	0	1	6
LA-Monroe	N	0-0	0-0	0-0	0-0-0	0	0	0	0	0	0	3
E. Illinois	N	1-4	0-1	1-1	0-1-1	0	3	0	0	0	1	6
at Northern IA	N	0-0	0-0	0-0	0-0-0	1	0	0	0	0	0	1
at Iowa State	N	0-1	0-1	0-0	0-0-0	2	0	0	1	0	0	1
Drake	N	0-0	0-0	0-0	0-1-1	1	0	0	1	0	0	3
SE Louisiana	N	0-1	0-0	0-0	0-1-1	1	0	0	1	0	0	4
Indiana	N	0-0	0-0	0-0	0-2-2	3	0	0	0	0	0	1
at Wisconsin					DNP							
at Ohio State					DNP							
Mich. State					DNP							
Purdue					DNP							
at Michigan					DNP							
at Indiana					INJ							
Penn State					INJ							
at Purdue					DNP							
Ohio State					DNP							
Wisconsin					DNP							
at Minnesota					DNP							
Michigan					DNP							
Northwestern	N	0-0	0-0	0-0	0-1-1	1	0	0	0	0	0	3
at Mich. State	N	0-0	0-0	0-0	0-0-0	0	0	0	0	0	0	1
at Penn State					DNP							
Illinois												
at Northwestern												
Big Ten Tournament												

Career Bests

Points: 11 vs. Morgan State, 12/29/05
Rebounds: 7 vs. Morgan State, 12/29/05
FGM: 5 vs. Morgan State, 12/29/05
FGA: 10 vs. Monmouth, 12/8/05
FTM: 2, three times, last vs. Wake Forest, 11/26/07
FTA: 4, twice, last vs. Wake Forest, 11/26/07
Assists: 1, three times, last vs. South Florida, 2/8/06
Steals: 1, seven times, last vs. Eastern Illinois, 12/1/07
Blocks: 1, three times, last vs. South Florida, 1/20/06
Minutes: 21 vs. Monmouth, 12/8/05


Career Statistics

YEAR	G/GS	FG-A	PCT	3-PT	PCT	FT-A	PCT	O-D-RB	AVG	PF-DI	AS	TO	BK	ST	PTS	AVG
*Fresh.	27/0	35-77	.455	0-1	.000	10-17	.588	25-28-53	2.0	52-0	3	10	5	5	80	3.0
Soph.	14/0	4-13	.308	2-5	.400	3-5	.600	2-6-8	0.6	13-0	0	6	0	2	13	0.9
Career	41/0	39-90	.433	2-6	.333	13-22	.591	27-34-61	1.5	65-0	3	16	5	7	93	2.3

* - 2005-06 at Seton Hall

30 - - Jeff Peterson, Guard, 6-0, 185, Freshman, Hyattsville, MD (DeMatha Catholic HS)

- Six points and two assists at Penn State
- Two points, four assists and two rebounds against Michigan
- Seven points, three rebounds and four assists at Minnesota
- Six points, three rebounds and four assists against Wisconsin
- Three points, two rebounds and three assists in win over Ohio State
- Converted on 14-straight FT's before miss at Purdue
- Seven points, two assists and three rebounds at Purdue
- 19 points (4-4 FG's, 2-2 3Pt FG's, 9-9 FT's), three rebounds and five assists in win over Penn State
- Matched career-high with nine assists in win at Michigan
- Four points and two assists against Purdue
- Eight points, two rebounds and two assists at Wisconsin
- Seven points, tied a career-high with five rebounds and five assists against Drake
- Four points and tied career-highs with five rebounds and two steals at Iowa State
- Did not play at Northern Iowa due to death in the family
- Nine points, career-high five rebounds and three assists vs. Louisiana-Monroe
- Five points, three rebounds and seven assists vs. Wake Forest
- Nine points and four assists in win over Florida Gulf Coast
- Career-high 20 points, two rebounds, two assists and two steals in win over Northern Colorado
- 12 points, nine assists, four rebounds and two steals in in over Idaho State in first college game
- Averaged 13.9 points, 7.7 assists, 3.4 rebounds and 1.8 steals per game as a senior, shooting 43% from three-point range and 79% from the free throw line



Peterson, Game-by-Game

Opp.	S	FG	3-PT	FT	O-D-RE	PF	TP	A	T	B	S	M
Idaho State	Y	3-9	2-3	4-4	0-4-4	0	12	9	0	0	2	38
N. Colorado	Y	7-10	1-2	5-9	0-2-2	3	20	2	6	0	2	36
FL Gulf Coast	Y	7-17	2-9	3-5	3-4-7	1	19	3	4	1	3	36
MD E. Shore	Y	0-3	0-0	2-2	0-1-1	5	2	1	2	0	0	23
Bradley (n)	Y	2-10	1-5	0-0	0-0-0	2	5	3	4	0	0	40
Utah St. (n)	Y	1-6	0-2	2-2	1-0-1	5	4	5	3	0	0	26
Wake Forest	Y	2-9	0-4	1-7	0-3-3	3	5	7	7	0	1	40
LA-Monroe	Y	2-6	2-3	3-4	1-4-5	3	9	3	8	0	1	38
E. Illinois	Y	1-6	0-3	0-0	0-2-2	0	2	2	3	0	1	36
at Northern IA					DNP							
at Iowa State	N	2-10	0-1	0-0	1-4-5	2	4	2	3	0	2	32
Drake	Y	3-6	1-3	0-0	1-4-5	4	7	5	3	0	1	31
SE Louisiana	Y	0-2	0-1	0-0	0-1-1	1	0	0	2	0	1	12
Indiana	N	2-9	0-2	2-2	0-2-2	3	6	4	2	0	1	33
at Wisconsin	N	3-7	0-3	2-3	0-2-2	4	8	2	5	0	1	25
at Ohio State	N	0-3	0-2	0-0	1-1-2	1	0	0	2	0	1	8
Mich. State	N	0-2	0-2	0-0	0-1-1	1	0	2	2	0	0	12
Purdue	N	2-5	0-1	0-0	0-1-1	0	4	2	2	0	0	11
at Michigan	N	0-4	0-1	2-2	1-2-3	1	2	9	2	0	1	28
at Indiana	N	1-4	0-1	1-1	0-1-1	0	3	1	2	0	0	21
Penn State	N	4-4	2-2	9-9	0-3-3	1	19	5	3	0	1	27
at Purdue	N	2-3	0-0	3-4	0-3-3	4	7	2	5	0	0	23
Ohio State	N	1-3	1-1	0-1	0-2-2	2	3	3	3	0	0	31
Wisconsin	N	1-5	1-1	3-4	0-3-3	5	6	4	2	0	0	27
at Minnesota	N	2-4	1-1	2-2	0-3-3	2	7	4	3	0	0	32
Michigan	N	1-6	0-2	0-0	0-2-2	4	2	4	2	0	0	27
Northwestern					ILL							
at Mich. State	N	1-4	0-1	0-0	0-1-1	0	2	3	4	0	1	21
at Penn State	N	2-2	2-2	0-0	0-0-0	4	6	2	4	0	0	15
Illinois												
at Northwestern												
Big Ten Tournament												

Career Bests


Points:	20 vs. Northern Colorado, 11/14/07
Rebounds:	5, three times, last vs. Drake, 12/14/07
FGM:	7 vs. Northern Colorado, 11/14/07
FGA:	10, twice, last vs. Bradley, 11/23/07
FTM:	9 vs. Penn State, 1/26/08
FTA:	9, twice, last vs. Penn State, 1/26/08
Assists:	9, twice, last at Michigan, 1/19/08
Steals:	2, three times, last at Iowa State, 12/8/07
Blocks:	
Minutes:	40, twice, last vs. Wake Forest, 11/26/07

Career Statistics

YEAR	G/GS	FG-A	PCT	3-PT	PCT	FT-A	PCT	O-D-RB	AVG	PF-DI	AS	TO	BK	ST	PTS	AVG
Fresh.	27/11	48-146	.329	14-50	.280	44-60	.733	6-52-58	2.1	63-3	90	90	0	18	154	5.7

***44 - - Cyrus Tate, Forward, 6-8, 240, Junior, Chicago, IL (Northeast, NE CC)**

- 11 points (5-7 FG's) at Penn State
- Named Big Ten Conference Player of the Week for his play vs. Michigan State and Northwestern
- Career-high 26 points (10-13 FG's, 6-7 FT's) and nine rebounds at Michigan State
- Third career double-double with 18 points and 11 rebounds in win over Northwestern
- 10 points and six rebounds against Michigan
- Seven points, three rebounds and a career-high two blocks at Minnesota
- 15 points and eight rebounds against Wisconsin
- Two points and six rebounds in win over Ohio State
- Seven points and a career-high 13 rebounds in win over Penn State
- Eight points and five rebounds at Indiana
- 21 points (8-10 FG's) and 11 rebounds in win at Michigan
- 10 points and five rebounds vs. Purdue
- Nine points and seven rebounds in win over Michigan State
- 10 points (4-5 FG's, 2-3 FT's) and six rebounds at Ohio State
- Eight points and eight rebounds at Wisconsin
- Eight points (3-3 FG's) and seven rebounds against Indiana
- 10 points (3-3 FGs) and six rebounds in win over Southeastern Louisiana
- Eight points and four rebounds in win at Northern Iowa
- Did not play vs. Utah State due to injury
- Played just five minutes vs. Bradley due to injury
- Nine points, two rebounds and two assists in win over Maryland Eastern Shore
- Seven points and three rebounds in win over Northern Colorado
- Five points and eight rebounds in win over Idaho State
- Four points, six rebounds and three blocks in exhibition win over Simpson College
- Played in all 31 games in 2007, with 22 starts, averaging 4.2 points and 4.4 rebounds per game



Tate, Game-by-Game

Opp.	S	FG	3-PT	FT	O-D-RE	PF	TP	A	T	B	S	M
Idaho State	N	2-2	0-0	1-1	1-7-8	2	5	0	2	0	2	18
N. Colorado	N	2-3	0-0	3-4	1-2-3	3	7	0	3	0	2	18
FL Gulf Coast	N	3-5	0-0	0-1	0-2-2	3	6	1	4	0	0	17
MD E. Shore	N	2-3	0-0	5-6	0-2-2	4	9	2	3	1	0	13
Bradley (n)	N	0-2	0-0	0-0	1-0-1	1	0	0	2	0	0	5
Utah St. (n)					INJ							
Wake Forest	N	1-3	0-0	0-0	0-2-2	1	2	0	1	0	0	15
LA-Monroe	N	1-3	0-0	2-3	0-0-0	0	4	0	1	0	0	8
E. Illinois	N	0-0	0-0	0-0	0-1-1	2	0	1	3	1	0	9
at Northern IA	N	3-5	0-0	2-3	2-2-4	5	8	0	2	0	0	20
at Iowa State	N	0-0	0-0	0-0	0-0-0	1	0	0	1	0	0	8
Drake	N	0-0	0-0	0-0	0-0-0	0	0	0	1	0	0	4
SE Louisiana	N	3-3	0-0	4-7	1-5-6	5	10	0	3	0	0	14
Indiana	Y	3-3	0-0	2-5	4-3-7	2	8	0	1	0	0	20
at Wisconsin	Y	3-8	0-0	2-6	3-5-8	4	8	1	1	2	0	33
at Ohio State	Y	4-5	0-0	2-3	2-4-6	4	10	0	1	0	0	26
Mich. State	Y	2-3	0-0	5-12	3-4-7	2	9	0	0	0	2	28
Purdue	Y	3-3	0-0	4-8	2-3-5	4	10	0	2	0	1	28
at Michigan	Y	8-10	0-0	5-11	4-7-11	2	21	0	2	0	0	33
at Indiana	Y	3-5	0-0	2-4	0-5-5	3	8	0	1	1	0	30
Penn State	Y	2-2	0-0	3-6	3-10-13	2	7	0	1	0	1	30
at Purdue	Y	1-1	0-0	0-0	2-3-5	2	2	0	4	1	0	15
Ohio State	Y	0-1	0-0	2-2	0-6-6	3	2	0	0	0	0	25
Wisconsin	Y	4-6	0-0	7-9	5-3-8	4	15	0	0	1	1	34
at Minnesota	Y	3-5	0-0	1-3	1-2-3	3	7	0	1	2	0	31
Michigan	Y	2-2	0-0	6-7	3-3-6	3	10	0	2	0	0	31
Northwestern	Y	7-9	0-0	4-8	5-6-11	2	18	0	2	1	3	32
at Mich. State	Y	10-13	0-0	6-7	4-5-9	3	26	0	2	1	1	32
at Penn State	Y	5-7	0-0	1-2	2-0-2	5	11	1	3	0	1	19
Illinois												
at Northwestern												
Big Ten Tournament												

Career Bests

Points:	26 at Michigan State, 2/23/08
Rebounds:	13 vs. Penn State, 1/26/08
FGM:	10 at Michigan State, 2/23/08
FGA:	13 at Michigan State, 2/23/08
FTM:	7 vs. Wisconsin, 2/6/08
FTA:	12 vs. Michigan State, 1/12/08
Assists:	2, four times, last vs. Maryland Eastern Shore, 11/20/07
Steals:	3, twice, last vs. Northwestern, 2/19/08
Blocks:	2 at Minnesota, 2/9/08
Minutes:	35 vs. Wisconsin, 1/28/07

Career Statistics

YEAR	G/GS	FG-A	PCT	3-PT	PCT	FT-A	PCT	O-D-RB	AVG	PF-DI	AS	TO	BK	ST	PTS	AVG
Soph.	31/22	48-104	.462	0-0	.000	35-53	.660	47-88-135	4.4	93-4	13	42	8	17	131	4.2
Jun.	28/16	77-112	.688	0-0	.000	69-118	.585	49-92-141	5.0	75-3	6	49	11	14	223	8.0
Career	59/38	125-216	.579	0-0	.000	104-171	.608	96-180-276	4.7	168-7	19	91	19	31	354	6.0

Iowa Hawkeyes
Iowa Hawkeyes Combined Team Statistics (as of Feb 27, 2008)
All games

RECORD :	OVERALL	HOME	AWAY	NEUTRAL
ALL GAMES.....	(12-17)	(10-7)	(2-8)	(0-2)
CONFERENCE.....	(5-11)	(4-4)	(1-7)	(0-0)
NON-CONFERENCE.....	(7-6)	(6-3)	(1-1)	(0-2)

## Player	GP-GS	Min--Avg	---TOTAL---		---3-PTS---		FT-FTA	Pct	---REBOUNDS---				PF	FO	A	TO	Blk	Stl	Pts	Avg
			FG-FGA	Pct	3FG-FGA	Pct			Off	Def	Tot	Avg								
11 Freeman, Tony.....	19-16	658 34.6	80-219	.365	57-146	.390	43-65	.662	11	49	60	3.2	30	1	63	61	2	21	260	13.7
24 Johnson, Justin....	29-29	1026 35.4	119-322	.370	86-241	.357	29-39	.744	29	111	140	4.8	52	1	62	58	17	18	353	12.2
44 Tate, Cyrus.....	28-16	597 21.3	77-112	.688	0-0	.000	69-118	.585	49	92	141	5.0	75	3	6	49	11	14	223	8.0
32 Kelly, Jake.....	29-22	759 26.2	66-171	.386	25-61	.410	39-50	.780	14	40	54	1.9	72	3	59	58	9	18	196	6.8
50 Cole, Jarryd.....	13-6	302 23.2	36-54	.667	0-1	.000	14-31	.452	26	36	62	4.8	37	1	3	23	2	7	86	6.6
30 Peterson, Jeff.....	27-11	726 26.9	48-146	.329	14-50	.280	44-60	.733	6	52	58	2.1	63	3	90	90	0	18	154	5.7
53 Gorney, Seth.....	29-24	726 25.0	54-120	.450	2-9	.222	17-24	.708	28	122	150	5.2	54	0	30	36	12	10	127	4.4
52 Looby, Kurt.....	29-12	549 18.9	48-73	.658	0-0	.000	15-32	.469	46	97	143	4.9	42	1	15	29	40	13	111	3.8
04 Angle, J.R.....	18-2	216 12.0	19-54	.352	14-41	.341	5-10	.500	7	24	31	1.7	20	0	11	11	1	4	57	3.2
15 Bohall, Dan.....	17-7	219 12.9	14-45	.311	5-30	.167	20-26	.769	4	15	19	1.1	25	0	27	18	0	3	53	3.1
02 Palmer, David.....	14-0	47 3.4	4-13	.308	2-5	.400	3-5	.600	2	6	8	0.6	13	0	0	6	0	2	13	0.9
TEAM.....									34	45	79	2.7	0			21				
Total.....	29	5825	565-1329	.425	205-584	.351	298-460	.648	256	689	945	32.6	483	13	366	460	94	128	1633	56.3
Opponents.....	29	5825	601-1482	.406	176-534	.330	304-450	.676	283	600	883	30.4	493	11	359	340	65	224	1682	58.0

TEAM STATISTICS	IOWA	OPP	DATE	OPPONENT	W/L	SCORE	ATTEND
SCORING.....	1633	1682	11/09/07	IDAHO STATE	W	58-43	10201
Points per game.....	56.3	58.0	11/14/07	NORTHERN COLORADO	W	59-47	8483
Scoring margin.....	-1.7	-	%11/18/07	FLORIDA GULF COAST	W	62-49	9183
FIELD GOALS-ATT.....	565-1329	601-1482	%11/20/07	MD EASTERN SHORE	W	65-48	8583
Field goal pct.....	.425	.406	@11/23/07	vs Bradley	L	56-67	850
3 POINT FG-ATT.....	205-584	176-534	@11/24/07	vs Utah State	L	62-75	900
3-point FG pct.....	.351	.330	11/26/07	WAKE FOREST	L	47-56	9120
3-pt FG made per game.	7.1	6.1	+11/30/07	LOUISIANA-MONROE	LOT	67-72	9158
FREE THROWS-ATT.....	298-460	304-450	+12/01/07	EASTERN ILLINOIS	W	57-45	9107
Free throw pct.....	.648	.676	12/05/07	at Northern Iowa	W	62-55	7043
REBOUNDS.....	945	883	12/08/07	at Iowa State	L	47-56	14376
Rebounds per game....	32.6	30.4	12/14/07	DRAKE	L	51-56	9863
Rebounding margin.....	+2.1	-	12/29/07	SE LOUISIANA	W	57-50	10806
ASSISTS.....	366	359	*01/02/08	INDIANA	L	76-79	9890
Assists per game.....	12.6	12.4	*01/05/08	at Wisconsin	L	51-64	17190
TURNOVERS.....	460	340	*01/09/08	at Ohio State	L	48-79	18473
Turnovers per game....	15.9	11.7	*01/12/08	MICHIGAN STATE	W	43-36	13044
Turnover margin.....	-4.1	-	*01/16/08	PURDUE	L	62-67	9701
Assist/turnover ratio.	0.8	1.1	*01/19/08	at Michigan	W	68-60	11638
STEALS.....	128	224	*01/23/08	at Indiana	L	43-65	17269
Steals per game.....	4.4	7.7	*01/26/08	PENN STATE	W	64-49	14572
BLOCKS.....	94	65	*01/30/08	at Purdue	L	50-51	13370
Blocks per game.....	3.2	2.2	*02/02/08	OHIO STATE	W	53-48	15235
WINNING STREAK.....	0	-	*02/06/08	WISCONSIN	L	54-60	12342
Home win streak.....	1	-	*02/09/08	at Minnesota	L	50-63	14625
ATTENDANCE.....	178200	136551	*02/14/08	MICHIGAN	L	52-60	9662
Home games-Avg/Game...	17-10482	10-13480	*02/19/08	NORTHWESTERN	W	53-51	9250
Neutral site-Avg/Game.	-	2-875	*02/23/08	at Michigan State	L	52-66	14759
			*02/27/08	at Penn State	L	64-65	6058

SCORE BY PERIODS:	1st	2nd	OT	Total
Iowa Hawkeyes.....	736	885	12	- 1633
Opponents.....	781	884	17	- 1682

- - South Padre Island Invitational (Iowa City, IA)
@ - - South Padre Island Invitational (South Padre Island, TX)
+ - - Hawkeye Challenge, Iowa City, IA
* - - Big Ten Conference Game

Iowa Hawkeyes
Iowa Hawkeyes Combined Team Statistics (as of Feb 27, 2008)
Conference games

RECORD :	OVERALL	HOME	AWAY	NEUTRAL
ALL GAMES.....	(5-11)	(4-4)	(1-7)	(0-0)
CONFERENCE.....	(5-11)	(4-4)	(1-7)	(0-0)
NON-CONFERENCE.....	(0-0)	(0-0)	(0-0)	(0-0)

## Player	GP-GS	Min--Avg	---TOTAL---		---3-PTS---		FT-FTA	Pct	---REBOUNDS---				PF	FO	A	TO	Blk	Stl	Pts	Avg
			FG-FGA	Pct	3FG-FGA	Pct			Off	Def	Tot	Avg								
11 Freeman, Tony.....	16-16	578 36.1	69-190	.363	49-131	.374	34-52	.654	8	42	50	3.1	26	1	56	55	2	18	221	13.8
44 Tate, Cyrus.....	16-16	448 28.0	60-83	.723	0-0	.000	52-93	.559	43	69	112	7.0	48	1	2	23	9	10	172	10.8
24 Johnson, Justin....	16-16	562 35.1	54-155	.348	43-123	.350	11-12	.917	13	65	78	4.9	28	1	38	26	8	6	162	10.1
32 Kelly, Jake.....	16-16	402 25.1	34-86	.395	12-34	.353	19-24	.792	7	13	20	1.3	37	1	27	34	6	6	99	6.2
53 Gorney, Seth.....	16-16	510 31.9	38-80	.475	2-7	.286	10-15	.667	19	87	106	6.6	40	0	23	27	9	9	88	5.5
30 Peterson, Jeff.....	15-0	341 22.7	22-65	.338	7-22	.318	24-28	.857	2	27	29	1.9	32	1	47	43	0	6	75	5.0
52 Looby, Kurt.....	16-0	244 15.3	18-28	.643	0-0	.000	9-18	.500	16	35	51	3.2	16	0	4	9	18	2	45	2.8
04 Angle, J.R.....	7-0	69 9.9	5-22	.227	2-15	.133	0-0	.000	2	7	9	1.3	6	0	4	3	0	0	12	1.7
15 Bohall, Dan.....	8-0	41 5.1	2-9	.222	1-8	.125	4-6	.667	1	0	1	0.1	6	0	3	0	0	1	9	1.1
02 Palmer, David.....	3-0	5 1.7	0-0	.000	0-0	.000	0-0	.000	0	3	3	1.0	4	0	0	0	0	0	0	0.0
TEAM.....									16	18	34	2.1	0			17				

Total.....	16	3200	302-718	.421	116-340	.341	163-248	.657	127	366	493	30.8	243	5	204	237	52	58	883	55.2
Opponents.....	16	3200	352-830	.424	97-287	.338	162-225	.720	153	333	486	30.4	265	4	203	170	37	117	963	60.2

TEAM STATISTICS	IOWA	OPP	DATE	OPPONENT	W/L	SCORE	ATTEND
SCORING.....	883	963	*01/02/08	INDIANA	L	76-79	9890
Points per game.....	55.2	60.2	*01/05/08	at Wisconsin	L	51-64	17190
Scoring margin.....	-5.0	-	*01/09/08	at Ohio State	L	48-79	18473
FIELD GOALS-ATT.....	302-718	352-830	*01/12/08	MICHIGAN STATE	W	43-36	13044
Field goal pct.....	.421	.424	*01/16/08	PURDUE	L	62-67	9701
3 POINT FG-ATT.....	116-340	97-287	*01/19/08	at Michigan	W	68-60	11638
3-point FG pct.....	.341	.338	*01/23/08	at Indiana	L	43-65	17269
3-pt FG made per game.	7.3	6.1	*01/26/08	PENN STATE	W	64-49	14572
FREE THROWS-ATT.....	163-248	162-225	*01/30/08	at Purdue	L	50-51	13370
Free throw pct.....	.657	.720	*02/02/08	OHIO STATE	W	53-48	15235
REBOUNDS.....	493	486	*02/06/08	WISCONSIN	L	54-60	12342
Rebounds per game.....	30.8	30.4	*02/09/08	at Minnesota	L	50-63	14625
Rebounding margin.....	+0.4	-	*02/14/08	MICHIGAN	L	52-60	9662
ASSISTS.....	204	203	*02/19/08	NORTHWESTERN	W	53-51	9250
Assists per game.....	12.8	12.7	*02/23/08	at Michigan State	L	52-66	14759
TURNOVERS.....	237	170	*02/27/08	at Penn State	L	64-65	6058
Turnovers per game....	14.8	10.6					
Turnover margin.....	-4.2	-		# - - South Padre Island Invitational (Iowa City, IA)			
Assist/turnover ratio.	0.9	1.2		@ - - South Padre Island Invitational (South Padre Island, TX)			
STEALS.....	58	117		+ - - Hawkeye Challenge, Iowa City, IA			
Steals per game.....	3.6	7.3		* - - Big Ten Conference Game			
BLOCKS.....	52	37					
Blocks per game.....	3.3	2.3					
WINNING STREAK.....	0	-					
Home win streak.....	1	-					
ATTENDANCE.....	93696	113382					
Home games-Avg/Game...	8-11712	8-14173					
Neutral site-Avg/Game.	-	0-0					

SCORE BY PERIODS:	1st	2nd	Total
Iowa Hawkeyes.....	403	480	- 883
Opponents.....	440	523	- 963

March 1, 2008**Game-By-Game Results****Includes 29 Games**

Overall: 12-17;		Big Ten: 5-11;	Home: 10-7;	Away: 2-8;	Neutral: 0-2
Date	Opponent	Result	Attend.	Top Scorer	Top Rebounder
Nov. 9	Idaho State	W, 58-43	10,201	Justin Johnson, 21	Kurt Looby, 10
Nov. 14	Northern Colorado	W, 59-47	8,483	Jeff Peterson, 20	Kurt Looby, 7
% Nov. 18	Florida Gulf Coast	W, 62-49	9,183	Justin Johnson, 19	Seth Gorney, 11
% Nov. 20	Maryland Eastern Shore	W, 65-48	8,583	Justin Johnson, 19	Jarryd Cole, 7
@ Nov. 23	Bradley (n)	L, 56-67	850	Justin Johnson, 16	Kurt Looby, 8
@ Nov. 24	Utah State (n)	L, 62-75	900	Justin Johnson, 14	Kurt Looby, 8
Nov. 26	Wake Forest	L, 47-56	9,120	Jarryd Cole, 14	Kurt Looby, 10
+ Nov. 30	Louisiana-Monroe	L, 67-72	9,158	Justin Johnson, 26	Kurt Looby, 12
+ Dec. 1	Eastern Illinois	W, 57-45	9,107	Justin Johnson, 25	Kurt Looby, 8
Dec. 5	at Northern Iowa	W, 62-55	7,043	Jake Kelly, 19	Kurt Looby, 7
Dec. 8	at Iowa State	L, 47-56	14,376	Jarryd Cole, 15	Jarryd Cole, 9
Dec. 14	Drake	L, 51-56	9,863	Jarryd Cole, 12	Kurt Looby, 7
Dec. 29	Southeastern Louisiana	W, 57-50	10,806	Tony Freeman, 15	Tony Freeman, 7
* Jan. 2	Indiana	L, 76-79	9,890	Justin Johnson, 29	Seth Gorney, 10
* Jan. 5	at Wisconsin	L, 51-64	17,190	Justin Johnson, 13	Cyrus Tate, 8
* Jan. 9	at Ohio State	L, 48-79	18,473	Tony Freeman, 21	Justin Johnson, 7
* Jan. 12	Michigan State	W, 43-36	13,044	Tony Freeman, 22	Kurt Looby, 8
* Jan. 16	Purdue	L, 62-67	9,701	Tony Freeman, 19	Justin Johnson, 9
* Jan. 19	at Michigan	W, 68-60	11,638	Tony Freeman, 28	Seth Gorney, 12
* Jan. 23	at Indiana	L, 43-65	17,269	Tony Freeman, 14	Gorney/Tate, 5
* Jan. 26	Penn State	W, 64-49	14,572	Jeff Peterson, 19	Cyrus Tate, 13
* Jan. 30	at Purdue	L, 50-51	13,370	Justin Johnson, 14	Four with 5
* Feb. 2	Ohio State	W, 53-48	15,235	Justin Johnson, 24	Seth Gorney, 7
* Feb. 6	Wisconsin	L, 54-60	12,342	Tony Freeman, 18	Cyrus Tate, 8
* Feb. 9	at Minnesota	L, 50-63	14,625	Justin Johnson, 15	Seth Gorney, 10
* Feb. 14	Michigan	L, 52-60	9,662	Jake Kelly, 12	Seth Gorney, 8
* Feb. 19	Northwestern	W, 53-51	9,250	Cyrus Tate, 18	Cyrus Tate, 11
* Feb. 23	at Michigan State	L, 52-66	14,759	Cyrus Tate, 26	Cyrus Tate, 9
* Feb. 27	at Penn State	L, 64-65	6,058	Jake Kelly, 17	Gorney/Freeman, 5
* Mar. 1	Illinois				
* Mar. 4	at Northwestern				
M. 13-16	at Big Ten Tournament				

% - - South Padre Island Invitational (Iowa City, IA)

@ - - South Padre Island Invitational (South Padre Island, TX)

+ - - Hawkeye Challenge, Iowa City, IA

* - - Big Ten Conference Game

Attendance Summary	Games	Totals	Average
Home	17	178,200	10,482
Away	10	134,801	13,480
Neutral	2	1,750	875
Totals	29	314,751	10,853

March 1, 2008**Game-By-Game Statistics****Includes 29 Games**

Team	Score	FG-A	PCT	3-PT. FG	PCT	FT-A	PCT	REB	PF	AS	TO	BS	ST
at Iowa	58	21-46	.457	10-21	.476	6-10	.600	39	17	17	16	4	6
Idaho State	43	16-49	.327	1-20	.005	10-17	.588	28	12	13	9	0	19
at Iowa	59	19-40	.475	3-11	.273	18-25	.720	28	17	10	22	5	10
Northern Colorado	47	18-50	.360	3-14	.214	3-14	.571	34	22	12	23	2	7
at Iowa	62	23-48	.479	4-16	.250	12-22	.545	38	15	14	20	2	9
Florida Gulf Coast	49	19-50	.380	6-23	.261	5-11	.455	28	20	11	19	1	8
at Iowa	65	17-40	.425	5-16	.313	26-32	.813	38	16	12	14	10	5
MD Eastern Shore	48	17-60	.283	9-20	.450	5-8	.625	29	25	8	12	1	7
Iowa (n)	56	22-49	.449	9-21	.429	3-7	.429	31	15	17	17	2	3
Bradley	67	24-55	.436	11-28	.393	8-11	.727	33	14	16	13	2	10
Iowa (n)	62	22-51	.431	5-20	.250	13-16	.813	27	18	12	7	3	3
Utah State	75	24-48	.500	10-17	.588	17-21	.810	31	15	21	7	1	3
at Iowa	47	19-50	.380	2-15	.133	7-18	.389	40	23	11	23	3	4
Wake Forest	56	19-56	.339	1-15	.067	17-26	.654	39	21	6	15	4	12
at Iowa	67	22-48	.458	9-22	.409	14-26	.538	43	22	14	29	0	4
Louisiana-Monroe	72	24-50	.480	10-28	.357	14-29	.483	26	22	13	14	3	13
at Iowa	57	21-46	.457	10-22	.455	5-7	.714	29	16	13	16	2	5
Eastern Illinois	45	14-37	.378	5-10	.500	12-15	.800	23	11	8	15	0	8
Iowa	62	22-44	.500	10-17	.588	8-9	.889	37	20	8	18	2	4
at Northern Iowa	55	19-45	.422	7-18	.389	10-19	.526	16	15	11	7	5	9
Iowa	47	18-56	.321	6-21	.286	5-10	.500	41	22	8	12	2	2
at Iowa State	56	16-51	.314	4-16	.250	20-27	.741	40	16	10	6	6	8
at Iowa	51	21-50	.420	9-21	.429	0-0	.000	33	21	13	16	3	3
Drake	56	18-52	.346	8-27	.296	12-17	.706	33	10	12	10	0	8
at Iowa	57	16-43	.372	7-21	.333	18-30	.600	28	18	13	13	4	12
Southeastern LA	50	21-49	.429	4-11	.364	4-10	.400	37	25	15	20	3	4
at Iowa	76	25-58	.431	11-27	.407	15-25	.600	36	23	21	13	6	2
Indiana	79	26-53	.491	4-13	.308	23-32	.719	36	23	13	11	2	9
Iowa	51	19-45	.422	6-17	.353	7-15	.467	31	27	12	14	4	2
at Wisconsin	64	20-49	.408	5-15	.333	19-27	.704	34	14	9	7	3	7
Iowa	48	19-56	.339	6-33	.182	4-7	.571	33	13	9	15	4	1
at Ohio State	79	33-63	.524	6-20	.300	7-9	.778	36	9	20	6	1	9

Includes 29 Games

[illegible]

March 1, 2008**Season & Career Bests****Includes 29 Games****Season Bests**

Player	Points	Rebounds	Assists	Blocks	Steals
J.R. Angle	10, SE Louisiana	6, No. Iowa	3, E. Illinois	1, SE Louisiana	3, SE Louisiana
Dan Bohall	14, N. Colorado	6, N. Colorado	6, Idaho St.		2, Florida G. Coast
Jarryd Cole	15, at IA State	9, at IA State	1, three times	1, Utah State	3, Florida G. Coast
Tony Freeman	28, at Michigan	7, SE Louisiana	9, Indiana	1, Northwestern	4, Mich. State
Seth Gorney	11, Penn State	12, at Michigan	4, Ohio State	2, Mich. St./at Pur.	3, Michigan
Justin Johnson	29, Indiana	10, LA-Monroe	6, Northwestern	3, Indiana	3, Florida G. Coast
Jake Kelly	19, No. Iowa	5, three times	6, LA-Monroe	2, 3 times	3, MD E.Shore
Kurt Looby	12, Bradley	12, LA-Monroe	3, Drake	5, M.E.S./Purdue	4, N. Colorado
David Palmer	7, Wake Forest	2, Indiana			1, Wake Forest/E. Ill
Jeff Peterson	20, N. Colorado	5, ULM/at IA State	9, Idaho St./at Mich.		2, three times
Cyrus Tate	26, at Mich. State	13, Penn State	2, MD Eastern Shore	2, at Minnesota	3, Northwestern

Career Bests

Player	Points	Rebounds	Assists
J.R. Angle	10, SE Louisiana	6, at Northern Iowa	3, E. Illinois
Dan Bohall	14, N. Colorado	6, N. Colorado/ Wake Forest	6, Idaho State
Jarryd Cole	15, at Iowa State	9, at Iowa State	1, N.Colorado & Utah State
Tony Freeman	28, at Michigan	9, Minnesota, '07	11 vs. Citadel, '07
Seth Gorney	12, at Indiana, '07	12, at Michigan	4 vs. Ohio State
Justin Johnson	29, Indiana	10, LA-Monroe	6, Northwestern
Jake Kelly	19, at Northern Iowa	5, three times, last vs. Michigan	6, Louisiana-Monroe
Kurt Looby	13, Toledo/Villanova, '07	14 vs. Citadel, '07	3, four times, '07
David Palmer	7, Wake Forest	2, Indiana	
Jeff Peterson	20, N. Colorado	5, LA-Monroe/at Iowa State	9, Idaho State/at Michigan
Cyrus Tate	26, at Mich. State	13, Penn State	2 at VA Tech, '07, MD E.Shore

NOTE: Career bests occurred in 2007-08 unless otherwise noted.

March 1, 2008

Individual Points/Rebounds

Includes 29 Games

	A N G L E	B O H A L L	C O L E	F R E E M A N	G O R N E Y	J O H N S O N	K E L L Y	L O O B Y	P A L M E R	P E T E R S O N	T A T E
Idaho State	DNP	5#6	2-1	INJ	3#3	21#4	4-4	6#10	DNP	12#9	5-8
Northern Colorado	0-0	14#6	0-1	INJ	8#4	3#3	3-0	4#7	0-0	20#2	7-3
% Florida Gulf Coast	DNP	8#4	7-4	INJ	2#11	19#7	3-2	8#5	DNP	9#0	6-2
% MD Eastern Shore	0-0	10#2	6-7	INJ	4#6	19#3	8-5	7#5	0-1	2#1	9-2
@Bradley (n)	3-3	0#1	0-2	INJ	6#5	16#5	11-4	12#8	3-0	5#0	0-1
@ Utah State (n)	6-1	2#2	10-6	INJ	8#2	14#1	8-3	10#8	0-0	4#1	INJ
Wake Forest	2-3	0#0	14-7	INJ	0#0	8#7	9-2	0#10	7-1	5#3	2-2
+ Louisiana-Monroe	4-1	5-0	4#7	INJ	4-4	26#10	2#2	9#12	0-0	9#5	4-0
+ Eastern Illinois	8-4	0-0	10#4	INJ	0-0	25#5	3#2	6#8	3-1	2#2	0-1
at Northern Iowa	3#6	DNP	2#5	15-1	2-5	13#4	19#3	0#7	0-0	DNP	8-4
at Iowa State	6#4	DNP	15#9	INJ	0-1	9#5	13#5	0#4	0-0	4-5	0-0
Drake	3-0	DNP	12#5	9-2	2#2	8#4	8#1	2-7	0-1	7#5	0-0
Southeastern Louisiana	10-0	DNP	4#4	15-7	0-1	10#4	6#1	2#1	0-1	0#1	10-6
* Indiana	5-2	DNP	INJ	12#1	7#10	29#6	0#1	9-4	0-2	6-2	8#7
* at Wisconsin	7-3	DNP	INJ	8#3	0#5	13#4	3#1	4-2	DNP	8-2	8#8
* at Ohio State	0-0	0-0	INJ	21#3	1#3	9#7	0#1	7-4	DNP	0-2	10#6
* Michigan State	DNP	0-0	INJ	22#2	0#6	2#6	1#4	9#8	DNP	0-1	9#7
* Purdue	0-0	DNP	INJ	19#2	10#8	7#9	12#1	0-6	DNP	4-1	10#5
* at Michigan	DNP	DNP	INJ	28#5	4#12	3#1	6#0	4-3	DNP	2-3	21#11
* at Indiana	0-4	0-0	INJ	14#2	2#5	6#4	6#0	4-4	INJ	3-1	8#5
* Penn State	0-0	0-0	INJ	5#4	11#8	11#2	11#0	0-4	INJ	19-3	7#13
* at Purdue	DNP	0-0	INJ	13#5	5#5	14#5	5#1	4-2	DNP	7-3	2#5
* Ohio State	DNP	DNP	INJ	9#2	10#7	24#7	5#2	0-4	DNP	3-2	2#6
* Wisconsin	DNP	DNP	INJ	18#4	10#4	3#6	0#0	2-4	DNP	6-3	15#8
* at Minnesota	DNP	DNP	INJ	12#5	9#10	15#1	0#0	0-0	DNP	7-3	7#3
* Michigan	DNP	DNP	INJ	8#1	9#8	9#4	12#5	2-1	DNP	2-2	10#6
* Northwestern	0-0	5-1	INJ	14#4	4#2	0#9	12#0	0-0	0-1	ILL	18#11
* at Michigan State	DNP	0-0	INJ	4#2	6#8	5#4	9#2	0-2	0-0	2-1	26#9
* at Penn State	DNP	4-0	INJ	14#5	0#5	12#3	17#2	0-3	DNP	6-0	11#2
* Illinois											
* at Northwestern											
Big Ten Tournament											

% - - South Padre Island Invitational (Iowa City, IA

@ - - South Padre Island Invitational (South Padre Island, TX)

+ - - Hawkeye Challenge, Iowa City, IA

* - - Big Ten Conference Game

- - Denotes starting line-up

March 1, 2008**The Last Time . . .****Includes 29 Games**

The Last Time a Player . . .***Had 30 or more points***

Iowa - - 30, Adam Haluska, at Penn State, 2/28/07
Opponent - - 32, Ed Tyson, Maryland Eastern Shore, 11/20/07

Made at least 90% of his FGA (10 att.)

Iowa - - .909 (9-10), Luke Recker vs. Purdue, 3/07/02
Opponent - - .923 (12-13), Greg Oden, Ohio State, 1/20/07

Made 100% of his FTA (10 att.)

Iowa - - 1.000 (10-10), Tyler Smith vs. Indiana, 2/3/07
Opponent - - 1.000 (10-10), Vincent Grier, Minnesota, 2/18/06

Had 15 or more rebounds

Iowa - - 23, Greg Brunner vs. Minnesota, 1/18/06
Opponent - - 17, Marco Killingsworth, Indiana, 2/11/06

Had 10 or more assists

Iowa - - 10, Jeff Horner vs. Ohio State (Big Ten Tournament), 3/12/06
Opponent - - 10, Travis Walton, Michigan State, 2/17/07

Had 5 or more blocks

Iowa - - 5, Kurt Looby vs. Purdue, 1/16/08
Opponent - - 5, Daniel Ruffin, Bradley, 11/23/07

Had 5 or more steals

Iowa - - 5, Tyler Smith at Wisconsin, 2/10/07
Opponent - - 5, JaMarcus Ellis, Indiana, 1/02/08

The Last Time A Team . . .***Scored 100 or more points***

Iowa - - 101, vs. Georgia State, 12/20/06
Opponent - - 106, by North Carolina, 11/24/04

Scored 40 or fewer points

Iowa - - 39 vs. Indiana, 1/10/49
Opponent - - 36, by Michigan State, 1/12/08

Won an overtime game

Iowa - - 76-72 (3OT) vs. Minnesota, 1/18/06
Opponent - - 72-67 (1 OT), by Louisiana-Monroe, 11/30/07

Made at least 60% of its FGA (20 att.)

Iowa - - .653 (32-44) vs. Michigan, 2/4/06
Opponent - - .633 (31-49), by Minnesota, 2/7/07

Made at least 50% of its 3-pt. FGA (8 att.)

Iowa - - .545 (12-22), at Penn State, 2/27/08
Opponent - - .588 (10-17), by Utah State, 11/24/07

Made at least 90% of its FTA (10 att.)

*Iowa - - 1.000 (20-20) vs. Western Illinois, 11/19/04
Opponents - - .923 (12-13) by Michigan State, 2/23/08

*** - - School Record**

March 1, 2008**Season Highs & Lows****Includes 29 Games****Individual Highs**

Points:	29	Justin Johnson vs. Indiana
Field Goals:	10 (13 att.)	Cyrus Tate at Michigan State
	10 (15 att.)	Justin Johnson vs. Indiana
Field Goal Attempts:	19 (made 9)	Tony Freeman at Ohio State
Field Goal Percentage (8 att.):	.800 (8-10)	Cyrus Tate at Michigan
3-pt. Field Goals:	8 (13 att.)	Justin Johnson vs. Indiana, Ohio State
3-pt. Field Goal Attempts:	15 (made 6)	Justin Johnson vs. Louisiana-Monroe
3-pt. Field Goal Percentage (4 att.):	.800 (4-5)	Justin Johnson at Penn State
Free Throws:	9 (9 att.)	Jeff Peterson vs. Penn State
Free Throw Attempts:	12 (made 5)	Cyrus Tate vs. Michigan State
Free Throw Percentage (7 att):	1.000 (9-9)	Jeff Peterson vs. Penn State
Rebounds:	13	Cyrus Tate vs. Penn State
Assists:	9	Jeff Peterson vs. Idaho State; Tony Freeman vs. Indiana
Blocked Shots:	5	Kurt Looby vs. Maryland Eastern Shore/ Purdue
Steals:	4	Kurt Looby vs. Northern Colorado; Tony Freeman vs. Mich. St.

Team Highs

Iowa	Points	Opponent
76 vs. Indiana	Field Goals	79 by Indiana
25 (58 att.) vs. Indiana	FG Attempts	33 (63 att.) by Ohio State
58 (made 25) vs. Indiana	FG Percentage	64 (made 25) by Michigan State
.575 (23-40) at Penn State	3-pt. Field Goals	.532 (25-47) by Indiana (2nd)
12 (22 att.) at Penn State	3-pt. FG Attempts	11, 3 times, last by Michigan (28 att.)
33 (made 6) at Ohio State	3-pt. FG Percentage	28 (made 11) by Bradley & by Michigan
.545 (12-22) at Penn State	Free Throws	.588 (10-17) by Utah State
26 (32 att.) vs. Maryland Eastern Shore	FT Attempts	23 (32 att.) by Indiana
32 (made 26) vs. Maryland Eastern Shore	FT Percentage	32 (made 23) by Indiana
.889 (8-9), at Northern Iowa	Rebounds	1.000 (12-12) by Purdue
43 vs. Louisiana-Monroe	Assists	40 by Iowa State & Michigan State
21 vs. Indiana	Blocked Shots	21 by Utah State
10 vs. Maryland Eastern Shore	Steals	6 by Iowa State
12 vs. Southeastern Louisiana	Turnovers	13 by Louisiana-Monroe
29 vs. Louisiana-Monroe	Fouls	23 by Northern Colorado
27 at Wisconsin		25 by MD Eastern Shore/SE LA/Mich. St.

Team Lows

Iowa	Points	Opponent
43 vs. Michigan State	Field Goals	36 by Michigan State
11 (40 att.) vs. Michigan State	FG Attempts	14 (att. 37) by Eastern Illinois
36 (made 19) at Purdue	FG Percentage	37 (made 14) by Eastern Illinois
.275 (11-40) vs. Michigan State	3-pt. Field Goals	.283 (17-60) by Maryland Eastern Shore
2 (Att. 15) vs. Wake Forest	3-pt. FG Attempts	1 (20 att., 15 att.) by Idaho St., Wake Forest
11 (made 3) vs. Northern Colorado	3-pt. FG Percentage	10 (made 5) by Eastern Illinois
.133 (2-15) vs. Wake Forest	Free Throws	.005 (1-20) by Idaho State
0 (0 att.) vs. Drake	FT Attempts	1 (4 att.) by Michigan State
0 (made 0) vs. Drake	FT Percentage	4 (made 1) by Michigan State
.000 (0-0) vs. Drake	Rebounds	.250 (1-4) by Michigan State
21 at Penn State	Assists	16 by Northern Iowa
6 at Indiana	Blocked Shots	5 by Ohio State, Wisconsin
0 vs. Louisiana-Monroe/at Penn State	Steals	0 by four times
1 at Ohio State	Turnovers	3 by Utah State, Wisconsin
7 vs. Utah State	Fouls	6 by Iowa State & Ohio State
9 at Michigan, Northwestern		9 by Ohio State

March 1, 2008**Iowa's Record When . . .****Includes 29 Games**

When playing at home:	10-7	When leading at the half:	10-3	When wearing White:	10-9
When playing on the road:	2-8	When trailing at the half:	2-14	When wearing Black:	2-8
When playing on a neutral court:	0-2	When tied at the half:	0-0	When wearing Gold:	0-0
When Iowa scores 100 points or more:	0-0	Iowa field goal percentage at home:	325-780	.417	
When Iowa scores 90-99 points:	0-0	Iowa field goal percentage on road:	240-549	.437	
When Iowa scores 80-89 points:	0-0	Iowa 3-point percentage at home:	120-348	.345	
When Iowa scores 70-79 points:	0-1	Iowa 3-point percentage on road:	85-236	.360	
When Iowa scores under 70 points:	12-16	Iowa free throw percentage at home:	210-321	.654	
		Iowa free throw percentage on road:	88-139	.633	
When opponent scores 100 points or more:	0-0	On Sunday:	1-0		
When opponent scores 90-99 points:	0-0	On Monday:	0-1		
When opponent scores 80-89 points:	0-0	On Tuesday:	2-0		
When opponent scores 70-79 points:	0-4	On Wednesday:	2-7		
When opponent scores 60-69 points:	1-9	On Thursday:	0-1		
When opponent scores fewer than 60 points:	11-4	On Friday:	1-3		
		On Saturday:	6-5		
When Iowa shoots at least 50% from the field:	1-2	On Big Ten Network:	11-10		
When Iowa shoots less than 50% from the field:	11-15	On CBS:	0-0		
When opponent shoots at least 50% from the field:	0-3	On ESPN:	0-3		
When opponent shoots less than 50% from the field:	12-14	On ESPN2:	0-1		
When Iowa has higher FG% than opponent:	10-10	On ESPNU:	0-1		
When opponent has higher FG%:	2-7	On Fox Sports:	1-0		
When FG% is equal:	0-0	On Opponent Network:	0-0		
When Iowa outrebounds opponent:	7-6	No Television:	0-1		
When opponent has more rebounds:	5-8	CSTV:	0-1		
When rebounds are equal:	0-3				
When Iowa shoots at least 80% from the line:	3-2	Most Points, First Half:	34 vs. Indiana		
When Iowa shoots less than 80% from the line:	9-15	Fewest Points, First Half:	15 vs. Northwestern		
When opponent shoots at least 80% from the line:	3-4	Most Points Allowed, First Half:	45 at Ohio State		
When opponent shoots less than 80% from the line:	9-13	Fewest Points Allowed, First Half:	16 vs. Idaho State/Mich.		
When Iowa shoots more free throws than opponent:	8-2	Most Points, Second Half:	44 vs. Maryland E. Shore		
When opponent shoots more free throws:	4-15	Fewest Points, Second Half:	17 vs. at Indiana		
When free throws attempts are equal:	0-0	Most Points Allowed, Second Half:	45 vs. Indiana		
When Iowa has higher FT% than opponent:	9-5	Fewest Points Allowed, Second Half:	18 vs. Michigan State		
When opponent has higher FT%:	2-12	Largest Halftime Advantage:	15 vs. Idaho State		
When FT% is equal:	1-0	Largest Halftime Deficit:	28 at Ohio State		
When Iowa shoots at least 50% from three-point range:	1-1				
When Iowa shoots less than 50% from three-point range:	11-16				
When opponent shoots at least 50% from three-point range:	1-1				
When opponent shoots less than 50% from three-point range:	11-16				
When Iowa has a higher three-point FG% than opponent:	6-10				
When opponent has a higher three-point FG%:	6-6				
When three-point FG% is equal:	0-1				
When Iowa has more assists than opponent:	7-7				
When opponent has more assists:	5-10				
When assists are equal:	0-0				
When Iowa has fewer turnovers than opponent:	4-0				
When opponent has fewer turnovers:	8-16				
When turnovers are equal:	0-1				
When Iowa has more steals than opponent:	4-1				
When opponent has more steals:	8-14				
When steals are equal:	0-2				

2007-08 Game Summaries

(1) IOWA 58, IDAHO STATE 43 November 9, 2007, Carver-Hawkeye Arena, Iowa City, IA

The Todd Lickliter era at Iowa began with a victory as Iowa opened the season with a 58-43 win over Idaho State. Trailing 4-2 in the opening minutes, Iowa used an 11-0 scoring run over the next four minutes to gain control. The Hawkeyes shot 52.4% from the field in building a 31-16 halftime advantage. Iowa shot 45.7% in the game, including 47.6% from three-point range.

The Iowa defense was impressive, holding Idaho State to 32.7% shooting in the game. The Bengals made just 1-20 (0.5%) from three-point range and Iowa held a 38-29 rebounding advantage.

Senior Justin Johnson led Iowa's scoring with a career-best 21 points, as he hit 7-12 three-point attempts. The seven treys rank as the third highest total at Iowa in a single game. Johnson added four rebounds and two blocked shots.

Freshman guard Jeff Peterson was responsible for getting the ball to Johnson, collecting nine assists and no turnovers while playing 38 minutes in his first college game. Peterson added 12 points and four rebounds. Senior Kurt Looby led the Hawkeyes with 10 rebounds and Dan Bohall added five points and six assists.

IDAHO STATE -- 43

Name	FG	3-PT	FT	RB	PF	TP	A	TO	BK	S	M
Kinghorn	1-6	0-2	1-2	4	0	3	2	1	0	2	23
Tatum	2-6	0-2	6-8	5	4	10	2	1	0	1	34
Steijn	5-9	0-0	0-1	6	3	10	0	1	0	0	35
Stucki	3-8	1-4	2-4	3	2	9	3	2	0	1	32
O'Brien	3-6	0-3	0-0	1	0	6	2	1	0	0	22
Morgan	1-4	0-2	1-2	2	0	3	0	1	0	1	18
Maye	0-0	0-0	0-0	0	1	0	1	1	0	2	16
Carson	0-0	0-0	0-0	0	1	0	0	0	0	0	2
Monroe	0-0	0-0	0-0	1	0	0	0	0	0	0	3
Kilpatrick	1-10	0-7	0-0	2	0	2	3	1	0	3	13
Taylor	0-0	0-0	0-0	0	1	0	0	0	0	0	2
Team				4							
Totals	16-49	1-20	10-17	28	12	43	13	9	0	10	200
	FG%:	.327	3PT%:	.050				FT%:	.588		

IOWA -- 58

Name	FG	3-PT	FT	RB	PF	TP	A	TO	BK	S	MN
Looby	3-5	0-0	0-1	10	2	6	0	3	2	0	30
Gorney	1-3	0-0	1-2	3	3	3	0	1	0	0	18
Bohall	2-8	1-5	0-0	3	3	5	6	5	0	0	32
Johnson	7-14	7-12	0-0	4	2	21	1	3	2	1	35
Peterson	3-9	2-3	4-4	4	0	12	9	0	0	2	38
Kelly	2-4	0-1	0-1	4	2	4	1	1	0	0	15
Tate	2-2	0-0	1-2	8	2	5	0	2	0	2	18
Cole	1-1	0-0	0-1	1	3	2	0	0	0	1	14
Team				2							
Totals	21-46	10-21	6-10	39	17	58	17	16	4	6	200
	FG%:	.457	3PT%:	.476				FT%:	.600		

Score by Periods:

Idaho State	16	27	43
Iowa	31	27	58

Attendance: 10,201

(2) IOWA 59, NORTHERN COLORADO 47 November 14, 2007, Carver-Hawkeye Arena, Iowa City, IA

After trailing by one point with 14 minutes to play and being tied at 40-40 with just under eight minutes remaining, Iowa used a 19-7 scoring run to close the game in taking a 59-47 win over visiting Northern Colorado.

Iowa led throughout most of the first half and settled for a 26-20 advantage at the break. After hitting the first basket of the second half for a 28-20 advantage, the Hawkeyes saw Northern Colorado rally. Northern took its one-point advantage with 14:13 to play before freshman guard Jeff Peterson answered with a basket. Northern later erased a six-point deficit on back-to-back three point shots as the teams were tied at 38 and again at 40.

From there Iowa gained the lead on two free throws by Cyrus Tate, and, following another basket by Peterson, found some breathing room after a three-point basket by Justin Johnson. The Hawkeyes iced the win by hitting 12-14 free throws in the final seven minutes.

The game was marked by turnovers, as Iowa had 22 errors and Northern Colorado 23. Iowa shot 47.5% from the field and held Northern Colorado to 36% shooting. The visitors held a 34-28 rebounding advantage, but hit just 8-14 (57.1%) free throws.

Peterson led Iowa with a career-high 20 points in just his second college game. Sophomore guard Dan Bohall added a career-best 14 points and collected six rebounds. Senior center Kurt Looby added seven rebounds, four blocked shots, four steals and two assists.

NORTHERN COLORADO -- 47

Name	FG	3-PT	FT	RB	PF	TP	A	TO	BK	S	M
Banks	3-6	0-0	4-4	6	2	10	0	2	2	0	31
Archibeque	2-7	0-0	2-4	4	2	6	1	1	0	0	31
Taibi	5-15	0-9	1-2	6	3	11	1	1	0	1	30
Palacios	1-4	0-1	0-1	2	2	2	1	1	0	2	24
Panagiotakopoulos	3-5	3-4	0-0	2	5	9	6	6	0	2	27
Figures	1-1	0-0	0-0	0	1	2	0	3	0	0	11
Anderson	0-0	0-0	0-0	0	0	0	0	0	0	0	2
Garrett	0-3	0-0	0-1	2	0	0	3	3	0	0	13
Mason	1-4	0-0	0-0	4	3	2	0	4	0	2	14
Montgomery	2-5	0-0	1-2	3	4	5	0	2	0	0	17
Team				5							
Totals	18-50	3-14	8-14	34	22	47	12	23	2	7	200
	FG%:	.360	3PT%:	.214				FT%:	.571		

IOWA -- 58

Name	FG	3-PT	FT	RB	PF	TP	A	TO	BK	S	MN
Looby	1-1	0-0	2-2	7	2	4	2	2	4	4	28
Gorney	4-7	0-0	0-0	4	1	8	0	2	0	0	22
Bohall	3-6	1-3	7-8	6	3	14	1	2	0	0	26
Johnson	1-5	1-3	0-0	3	0	3	4	3	1	0	34
Peterson	7-10	1-2	5-9	2	3	20	2	6	0	2	36
Palmer	0-0	0-0	0-0	0	1	0	0	1	0	0	1
Angle	0-2	0-2	0-0	0	0	0	0	0	0	0	1
Kelly	1-6	0-1	1-2	0	1	3	0	1	0	2	23
Tate	2-3	0-0	3-4	3	3	7	0	3	0	2	18
Cole	0-0	0-0	0-0	1	3	0	1	2	0	0	11
Team				2							
Totals	19-40	3-11	18-25	28	17	59	10	22	5	10	200
	FG%:	.475	3PT%:	.273				FT%:	.720		

Score by Periods:

Northern Colorado	20	27	47
Iowa	26	33	59

Attendance: 8,483

2007-08 Game Summaries

(3) IOWA 62, FLORIDA GULF COAST 49 November 18, 2007, Carver-Hawkeye Arena, Iowa City, IA

A strong second half led Iowa to a 62-49 win over Florida Gulf Coast in Carver-Hawkeye Arena. The visitors hit six of their first seven shots from the field in taking a 14-8 advantage in the first three minutes. Iowa answered with a 9-0 scoring run over the next eight minutes to take a 17-14 advantage. Iowa also led by as many as six points in the opening half before scoring the last basket of the period to take a 32-30 advantage at the break.

The Hawkeye defense took over in the final 20 minutes, allowing the Eagles just 19 points in the second half. Iowa led throughout the second half, but the advantage was just four points with 8:52 to play. Iowa scored five straight points over the next two minutes and led by five or more the rest of the way, with the biggest advantage (61-47) coming with 1:11 to play.

Florida Gulf Coast shot just 28.6% from the field in the second half and just 38% for the game. The visitors also made just 6-23 (26.1%) three-point attempts and 5-11 (45.5%) free throws. After connecting on 42.9% of its first half field goals, Iowa shot 55% from the floor in the second half and 47.9% for the game. Iowa also held a 38-28 rebounding advantage, holding the aggressive Eagles to just seven offensive rebounds.

Senior guard Justin Johnson led Iowa with 19 points, seven rebounds, three assists and three steals. Freshman guard Jeff Peterson added nine points and four assists, while senior forward Seth Gorney grabbed a career-high 11 rebounds. Senior forward Kurt Looby added eight points and five rebounds and freshman forward Jarryd Cole contributed seven points, four rebounds and three steals.

FLORIDA GULF COAST -- 49

Name	FG	3-PT	FT	RB	PF	TP	A	TO	BK	S	M
Liddell	6-10	1-2	2-4	6	1	15	1	2	0	4	32
Adler	2-12	1-6	1-3	6	3	6	1	3	0	3	32
Barrowes	1-2	0-0	0-2	4	4	2	0	2	0	0	22
Quaintance	2-4	2-4	0-0	3	2	6	5	3	0	1	35
Wohlleb	6-16	1-6	0-0	3	0	13	3	4	1	0	32
Matheny	0-2	0-2	0-0	0	1	0	0	1	0	0	5
Lutkenhaus	0-0	0-0	0-0	0	1	0	0	0	0	0	2
Franklin	1-3	1-3	2-2	3	1	5	1	1	0	0	23
Pond	0-0	0-0	0-0	0	0	0	0	0	0	0	1
Narmbaye	1-1	0-0	0-0	0	2	2	0	1	0	0	10
Neptune	0-0	0-0	0-0	0	4	0	0	2	0	0	4
Rodriguez	0-0	0-0	0-0	1	0	0	0	0	0	0	1
Gelin	0-0	0-0	0-0	0	1	0	0	0	0	0	1
Team				2							
Totals	19-50	6-23	5-11	28	20	49	11	19	1	8	200
	FG%: .380	3PT%: .261	FT%: .455								

IOWA -- 62

Name	FG	3-PT	FT	RB	PF	TP	A	TO	BK	S	MN
Looby	4-5	0-0	0-0	5	2	8	0	1	1	0	24
Gorney	1-4	0-0	0-0	11	1	2	1	0	0	0	22
Bohall	2-7	1-5	3-4	4	2	8	4	3	0	2	32
Johnson	7-17	2-9	3-5	7	1	19	3	4	1	3	36
Peterson	3-4	0-1	3-4	0	3	9	4	6	0	1	33
Kelly	1-2	1-1	0-0	2	1	3	1	1	0	0	18
Tate	3-5	0-0	0-1	2	3	6	1	4	0	0	17
Cole	2-4	0-0	3-8	4	2	7	0	1	0	3	18
Team				3							
Totals	23-48	4-16	12-22	38	15	62	14	20	2	9	200
	FG%: .479	3PT%: .250	FT%: .545								

Score by Periods:

Florida Gulf Coast	30	19	49
Iowa	32	30	62

Attendance: 9,183

(4) IOWA 65, MARYLAND EASTERN SHORE 48 November 20, 2007, Carver-Hawkeye Arena, Iowa City, IA

Iowa didn't score its first point for over seven minutes and its first field goal until 12:36 remained in the first half, but the Hawkeyes played solid defense throughout and went on to a 65-49 win over Maryland Eastern Shore.

The Hawkeyes trailed by seven points in the early going, their biggest deficit of the season. Iowa took a 10-9 advantage with 7:42 left in the first half on a lay-up by Dan Bohall and led the rest of the way. The advantage was just three points, 21-18, at intermission.

Iowa began the second half with a basket, but could not pull away and led by just three points with 12:27 remaining. Justin Johnson hit a three-point basket and Bohall added two free throws as Iowa stretched the margin to eight with 10 minutes to play. The visitors would cut the margin to four (43-39) with 5:44 to play before Iowa pulled away over the final five minutes.

Both teams struggled from the field, with Iowa shooting 42.5% and UMES just 28.3%. Iowa took advantage of its free throw opportunities, hitting 26-32 free shots for a season-best 81.3%. Iowa held a 38-29 rebounding advantage and had a season-low 14 turnovers.

Johnson led Iowa with 19 points and Bohall added 10 points and five assists. Cyrus Tate sparked the offense in the first half and ended the game with nine points. Freshman Jarryd Cole led the Hawkeyes with seven rebounds and Seth Gorney collected six.

MARYLAND EASTERN SHORE -- 48

Name	FG	3-PT	FT	RB	PF	TP	A	TO	BK	S	M
Mirjagic	0-2	0-1	0-0	3	2	0	0	0	0	0	23
Jackson	1-6	0-0	0-0	5	5	2	0	3	0	2	34
Popovic	1-5	0-0	1-2	5	3	3	1	1	1	0	29
Davis	3-9	1-2	1-2	3	5	8	1	0	0	2	19
Tyson	11-24	7-10	3-4	2	3	32	2	3	0	1	40
Bright	1-7	1-4	0-0	0	1	3	2	3	0	0	16
Akram	0-3	0-2	0-0	0	0	0	0	0	0	1	4
McFadden	0-3	0-1	0-0	1	2	0	0	0	0	1	11
Nimocks	0-0	0-0	0-0	1	1	0	1	0	0	0	11
Krleski	0-0	0-0	0-0	0	0	0	0	0	0	0	3
Bivins	0-0	0-0	0-0	1	0	0	0	0	0	0	0+
Moore	0-1	0-0	0-0	2	3	0	1	1	0	0	10
Team				6							
Totals	17-60	9-20	5-8	29	25	48	8	12	1	7	200
	FG%: .283	3PT%: .450	FT%: .625								

IOWA -- 65

Name	FG	3-PT	FT	RB	PF	TP	A	TO	BK	S	MN
Looby	3-3	0-0	1-2	5	0	7	0	2	5	0	24
Gorney	1-3	0-0	2-2	6	0	4	0	0	0	1	17
Bohall	2-6	0-3	6-6	2	0	10	5	0	0	0	30
Johnson	5-13	4-12	5-7	3	3	19	1	1	2	1	36
Peterson	0-3	0-0	2-2	1	5	2	1	2	0	0	23
Palmer	0-0	0-0	0-0	1	0	0	0	0	0	0	5
Angle	0-0	0-0	0-0	0	0	0	0	1	0	0	11
Kelly	2-6	1-1	3-4	5	3	8	3	4	2	3	20
Tate	2-3	0-0	5-6	2	4	9	2	3	1	0	13
Cole	2-3	0-0	2-3	7	1	6	0	1	0	0	21
Team				6							
Totals	17-40	5-16	26-32	38	16	65	12	14	10	5	200
	FG%: .425	3PT%: .313	FT%: .813								

Score by Periods:

Maryland-ES	18	30	48
Iowa	21	44	65

Attendance: 8,583

2007-08 Game Summaries

(5) BRADLEY 67, IOWA 56 November 23, 2007, Convention Center, South Padre Island, TX

Iowa saw its four-game winning streak come to an end with a 67-56 loss to Bradley in the third round of the South Padre Island Invitational. Bradley used a 19-2 scoring run over an eight minute stretch in the first half to gain control and the Braves were able to hold off Iowa runs over the final 30 minutes of the contest. Iowa started fast in building a 15-8 margin in the first seven minutes before the Braves rallied. After trailing by 10 points in two occasions in the first half, Iowa closed to within four points before Bradley hit a three-pointer just before the buzzer to take a 37-30 halftime advantage.

Iowa trailed by as many as 14 points in the second half before cutting the deficit to five points with 8:46 remaining and six points with 3:33 to play. The Braves answered Iowa's final run with three-point baskets in consecutive possessions to secure the win.

The game was close in nearly all phases. Iowa shot 44.9% from the field compared to 43.6% for Bradley, while the Braves held a 33-31 rebounding advantage and committed four fewer turnovers (13-17). Bradley connected on 11-28 (39.3%) three-point attempts and Iowa hit 9-21 (42.9%).

Senior Justin Johnson, playing in his home state, led Iowa with 16 points and he also had five rebounds. Kurt Looby added 12 points and led the Hawkeyes with eight rebounds and Jake Kelly contributed 11 points, four rebounds, three assists and two steals.

BRADLEY -- 67

Name	FG	3-PT	FT	RB	PF	TP	A	TO	BK	S	M
Wilson	3-8	0-1	2-3	11	1	8	2	0	1	3	27
Crouch	5-13	4-11	0-0	1	1	14	4	1	0	0	36
Ruffin	8-16	6-10	2-2	1	0	24	7	1	0	5	36
Salley	1-2	0-0	0-0	3	1	2	0	2	0	1	18
Warren	1-4	1-4	2-2	4	1	5	1	4	0	0	27
Cole-Scott	1-2	0-1	0-0	2	2	2	2	2	0	0	10
Collins	3-5	0-0	0-2	3	2	6	0	2	1	0	15
Maniscalco	0-0	0-0	0-0	0	1	0	0	0	0	0	11
Egolf	0-2	0-1	0-0	1	3	0	0	0	0	1	9
Singh	2-3	0-0	2-2	2	2	6	0	1	0	0	11
Team				5							
Totals	24-55	11-28	8-11	33	14	67	16	13	2	10	200
	FG%: .436	3PT%: .393	FT%: .727								

IOWA -- 56

Name	FG	3-PT	FT	RB	PF	TP	A	TO	BK	S	MN
Bohall	0-2	0-1	0-0	1	0	0	5	3	0	0	15
Johnson	6-12	4-9	0-1	5	0	16	1	2	0	1	37
Peterson	2-10	1-5	0-0	0	2	5	3	4	0	0	40
Looby	5-8	0-0	2-4	8	1	12	1	1	1	0	27
Gorney	3-4	0-0	0-0	5	2	6	3	2	1	0	29
Palmer	1-3	1-2	0-0	0	1	3	0	1	0	0	7
Angle	1-1	1-1	0-0	3	3	3	1	1	0	0	9
Kelly	4-7	2-3	1-2	4	1	11	3	1	0	2	22
Tate	0-2	0-0	0-0	1	1	0	0	2	0	0	5
Cole	0-0	0-0	0-0	2	4	0	0	0	0	0	9
Team				2							
Totals	22-49	9-21	3-7	31	15	56	17	17	2	3	200
	FG%: .449	3PT%: .429	FT%: .429								

Score by Periods:

Bradley	37	30	67
Iowa	30	26	56

Attendance: 850

(6) UTAH STATE 75, IOWA 62 November 24, 2007, Convention Center, South Padre Island, TX

Utah State shot 50% from the field, 58.8% from three-point range and 81% from the free throw line in taking a 75-62 win over Iowa in the consolation game of the South Padre Invitational.

The Aggies built a 9-4 advantage in the first four minutes and never trailed. Iowa stayed close throughout the first half, cutting an early eight point deficit to two with eight minutes left. The lead expanded to as many as 12 points before Utah State led 36-27 at the break.

Iowa was never able to close the gap to less than five in the second half, as the Aggies would answer every Hawkeye run with points at their end of the floor. Utah State shot 52.4% from the field in the second half, including 66.7% (6-9) from three-point range. The Aggies were credited with 21 assists on their 24 field goals. Both teams were able to take care of the ball, as each had just seven turnovers.

Iowa's balanced attack was led by Justin Johnson, who was named to the all-tournament team. Johnson had 14 points against Utah State and led the team with two steals. Kurt Looby added 10 points and led Iowa with eight rebounds and two blocked shots. Freshman Jarryd Cole added a career-best 10 points and six rebounds, while Seth Gorney and Jake Kelly each scored eight points. Iowa shot 43.1% from the field, but connected on just 5-20 (25%) three-point attempts while being outrebounded 31-27. The Hawkeyes matched a season best by connecting on 81.3% of their free throw attempts.

UTAH STATE -- 75

Name	FG	3-PT	FT	RB	PF	TP	A	TO	BK	S	M
Clark	1-4	0-1	2-4	0	1	4	9	1	0	0	31
Spraggins	5-7	3-5	1-2	1	3	14	1	0	0	2	31
Carroll	5-8	4-5	6-6	12	3	20	5	2	0	0	37
DeCharme	8-14	1-1	3-4	3	1	20	0	1	0	0	31
Wilkinson	1-6	0-2	2-2	3	2	4	1	0	0	0	28
Williams	0-0	0-0	0-0	0	1	0	0	0	0	0	2
Stephens	0-3	0-2	0-0	1	0	0	2	1	0	1	9
Newbold	2-2	2-2	0-0	3	0	6	0	0	0	0	10
Wesley	2-3	0-0	3-3	1	4	7	3	2	1	0	15
Formisano	0-1	0-0	0-0	2	0	0	0	0	0	0	6
Team				5							
Totals	24-48	10-17	17-21	31	15	75	21	7	1	3	200
	FG%: .500	3PT%: .588	FT%: .810								

IOWA -- 62

Name	FG	3-PT	FT	RB	PF	TP	A	TO	BK	S	MN
Bohall	1-3	0-2	0-2	2	3	2	1	1	0	0	17
Johnson	5-16	2-11	2-2	1	1	14	1	0	0	2	34
Peterson	1-6	0-2	2-2	1	5	4	5	3	0	0	26
Looby	5-6	0-0	0-0	8	2	10	2	0	2	1	33
Gorney	3-4	0-0	2-2	2	0	8	0	0	0	0	18
Palmer	0-1	0-0	0-0	0	1	0	0	0	0	0	5
Angle	2-4	2-2	0-1	1	0	6	0	0	0	0	8
Kelly	2-4	1-2	3-3	3	4	8	2	3	0	0	34
Cole	3-7	0-1	4-4	6	2	10	1	0	1	0	25
Team				3							
Totals	22-51	5-20	13-16	27	18	62	12	7	3	3	200
	FG%: .431	3PT%: .250	FT%: .813								

Score by Periods:

Utah State	36	39	75
Iowa	27	35	62

Attendance: 900

2007-08 Game Summaries

(7) WAKE FOREST 56, IOWA 47
November 26, 2007, Carver-Hawkeye Arena, Iowa City, IA

A slow start proved to be too much to overcome as the Hawkeyes dropped a 56-47 decision to Wake Forest Monday in Iowa City to kick off the 2007 Big Ten/ACC Challenge. Iowa shot just 33.3% from the field in the opening half and trailed the Demon Deacons 33-17 at halftime. The Hawkeyes were guilty of 14 turnovers in the first half and were outrebounded by a 20-17 margin.

The Hawkeyes played much better in the second half, cutting the deficit to eight points, 27-35, with 14:23 to play. Wake Forest did not record its first field goal of the second half until the 14 minute mark.

The Demon Deacons expanded their lead to as many as 17 points with five minutes to play before Iowa rallied. Iowa cut the margin to seven in the final minutes, but could get no closer than 47-54 with 13 seconds remaining.

Iowa shot just 38% from the field, including just 13.3% from three-point range and 38.9% from the free throw line. The Hawkeye defense was strong, allowing Wake Forest to shoot just 33.9% from the field, including just 26.1% in the second half. Iowa held a 40-39 rebounding advantage, but was guilty of a season-high 22 turnovers after having just seven in its most recent game against Utah State.

Freshman forward Jarryd Cole came off the bench to score a career-high 14 points to lead the Hawkeyes in scoring, hitting 7-10 field goal attempts and also collecting seven rebounds. Freshman Jake Kelly added nine points and freshman Jeff Peterson added seven assists. Senior forward Kurt Looby led Iowa's inside game with a game-high 10 rebounds and three blocked shots.

WAKE FOREST -- 56

Name	FG	3-PT	FT	RB	PF	TP	A	TO	BK	S	M
Johnson	3-9	1-5	0-0	6	4	7	0	1	1	2	18
McFarland	6-12	0-0	3-5	8	2	15	0	2	3	2	32
Hale	0-5	0-3	2-2	2	2	2	2	0	0	0	27
Smith	2-8	0-1	0-3	4	4	4	2	3	0	4	24
Williams	2-8	0-2	1-2	4	4	5	1	2	0	0	36
Teague	2-5	0-1	5-6	5	3	9	0	0	0	0	27
Clark	1-3	0-1	1-1	1	0	3	0	0	0	0	6
Skeen	3-6	0-2	5-7	6	2	11	0	0	0	1	28
Weaver	0-0	0-0	0-0	0	0	0	0	1	0	0	2
Team				3							
Totals	19-56	1-15	17-26	39	21	56	6	15	4	12	200
	FG%: .339	3PT%: .067	FT%: .654								

IOWA -- 47

Name	FG	3-PT	FT	RB	PF	TP	A	TO	BK	S	MN
Looby	0-1	0-0	0-1	10	1	0	0	3	3	1	16
Gorney	0-0	0-0	0-0	0	0	0	0	1	0	0	10
Bohall	0-1	0-1	0-0	0	3	0	0	1	0	0	10
Johnson	3-15	0-5	2-3	7	4	8	2	3	0	0	32
Peterson	2-9	0-4	1-7	3	3	5	7	7	0	1	40
Palmer	2-3	1-1	2-4	1	1	7	0	1	0	1	6
Angle	0-0	0-0	2-2	3	1	2	0	0	0	0	11
Kelly	4-8	1-4	0-0	2	5	9	2	1	0	0	27
Tate	1-3	0-0	0-0	2	1	2	0	1	0	0	15
Cole	7-10	0-0	0-1	7	4	14	0	3	0	1	33
Team				5				2			
Totals	19-50	2-15	7-18	40	23	47	11	23	3	4	200
	FG%: .380	3PT%: .133	FT%: .389								

Score by Periods:

Wake Forest	33	23	56
Iowa	17	30	47

Attendance: 9,120

(8) LOUISIANA-MONROE 72, IOWA 67 (OT)
November 30, 2007, Carver-Hawkeye Arena, Iowa City, IA

Too many turnovers proved costly as Iowa dropped a 72-67 overtime decision to Louisiana-Monroe in the opening round of the Hawkeye Challenge. The Hawkeyes were guilty of 29 turnovers, including 17 in the second half.

Iowa used a 10-0 scoring run early in the game to take control, and led 31-22 at halftime after shooting 52.2% from the field and holding the visitors to 37.5% shooting. Iowa continued to shoot well early in the second half, building its biggest advantage to 41-25 with 16 minutes to play.

Louisiana-Monroe rallied behind some solid shooting, as the Warhawks shot 50% in the second half, including 36.4% from three-point range.

Two free throws by Cyrus Tate gave Iowa a 53-48 advantage with 3:17 to play, but the Warhawks got a three-point basket from Jonas Brown and a lay-up by Tony Hooper to tie the score with 1:08 remaining. A rebound basket by Kurt Looby gave Iowa a 55-53 lead with 32 seconds left before two free throws by Hooper with 23 seconds remaining tied the score again. Iowa missed a field goal attempt in the closing seconds and had a chance to win after Looby was fouled with 2.6 seconds left, but both free throw attempts were off the mark.

The Warhawks hit four straight three-point baskets to start the overtime period and Iowa could not catch up. Johnson led Iowa with 26 points and he completed his first career double-double with 10 rebounds. Looby added nine points and a career-best 12 rebounds and Jake Kelly added six assists.

LOUISIANA-MONROE -- 72

Name	FG	3-PT	FT	RB	PF	TP	A	TO	BK	S	M
Turner	4-4	0-0	2-3	3	5	10	0	2	1	0	23
Nweke	1-2	0-0	1-2	9	4	3	0	2	0	0	24
Hooper	10-19	2-10	4-10	3	3	26	2	3	1	3	39
Brasher	5-9	4-8	0-0	2	5	14	2	0	0	1	37
Brown	2-9	2-5	3-6	2	1	9	6	1	0	5	42
Payne	2-4	2-4	4-6	0	3	10	2	5	0	3	30
Roberts	0-1	0-1	0-0	1	1	0	0	1	0	1	13
Hampton	0-2	0-0	0-2	4	0	0	1	0	1	0	16
Garrison	0-0	0-0	0-0	0	0	0	0	0	0	0	1
Team				2							
Totals	24-50	10-28	14-29	26	22	72	13	14	3	13	225
	FG%: .480	3PT%: .357	FT%: .483								

IOWA -- 67

Name	FG	3-PT	FT	RB	PF	TP	A	TO	BK	S	MN
Cole	1-3	0-0	2-5	7	4	4	1	5	0	1	35
Looby	4-4	0-0	1-4	12	2	9	1	3	0	1	29
Johnson	8-18	6-15	4-7	10	1	26	1	3	0	0	42
Peterson	2-6	2-3	3-4	5	3	9	3	8	0	1	38
Kelly	1-4	0-0	0-0	2	5	2	6	4	0	1	32
Palmer	0-0	0-0	0-0	0	0	0	0	0	0	0	3
Angle	2-4	0-2	0-0	1	1	4	0	1	0	0	13
Bohall	2-3	1-2	0-0	0	4	5	1	3	0	0	12
Tate	1-3	0-0	2-3	0	0	4	0	1	0	0	8
Gorney	1-3	0-0	2-3	4	2	4	1	0	0	0	13
Team				2							
Totals	22-48	9-22	14-26	43	22	67	14	29	0	4	225
	FG%: .458	3PT%: .409	FT%: .538								

Score by Periods:

Louisiana-Monroe	22	33	17	72
Iowa	31	24	12	67

Attendance: 9,158

2007-08 Game Summaries

(9) IOWA 57, EASTERN ILLINOIS 45
December 1, 2007, Carver-Hawkeye Arena, Iowa City, IA

Iowa held Eastern Illinois to 37.8% shooting from the field in taking a 57-45 win in the consolation game of the Hawkeye Challenge.

Senior guard Justin Johnson hit the first two field goals of the game as Iowa jumped to a 5-0 advantage. The Hawkeyes never trailed and led by as many as 12 points in the first half before taking a 24-19 lead into the halftime break.

The Hawkeyes improved their shooting eye in the second half, improving to 52% in the period and ending the game at 45.7%. Iowa made 6-11 (54.5%) of its three-point attempts in the second half. Iowa's biggest advantage (44-24) came with 13:29 left on a dunk by Kurt Looby. Eastern Illinois was never closer than 12 the rest of the way.

Iowa held a 29-23 rebounding advantage and was guilty of 16 turnovers after having 29 the previous night in an opening round loss.

Johnson led Iowa with 25 points and he added five rebounds. Johnson set a tournament record with 13 three-point baskets. Johnson connected on seven treys against Eastern Illinois, which ties for third best in a single game at Iowa. He was named to the all-tournament team for the second straight year.

Looby added eight rebounds, six points and two steals, while freshman Jarryd Cole had 10 points and four rebounds.

EASTERN ILLINOIS -- 45

Name	FG	3-PT	FT	RB	PF	TP	A	TO	BK	S	M
Catchings	1-2	0-0	6-7	3	3	8	0	1	0	0	32
Byrne	0-3	0-0	0-0	5	2	0	2	3	0	2	26
Cisse	1-2	0-0	0-1	2	1	2	0	0	0	1	21
Martin	5-13	4-8	4-4	1	1	18	0	1	0	1	27
Robinson	0-4	0-1	0-1	0	0	0	1	5	0	3	15
Laser	0-0	0-0	0-0	2	1	0	1	5	0	0	17
Parrish	0-1	0-0	0-0	0	0	0	1	0	0	0	7
Willhite	3-4	0-0	0-0	2	1	6	3	0	0	1	17
Anthony	1-2	1-1	0-0	2	1	3	0	0	0	0	12
Jolliiff	3-6	0-0	2-2	2	1	8	0	0	0	0	26
Team				4							
Totals	14-37	5-10	12-15	23	11	45	8	15	0	8	200
	FG%:	.378	3PT%:	.500			FT%:	.800			

IOWA -- 57

Name	FG	3-PT	FT	RB	PF	TP	A	TO	BK	S	MN
Cole	4-5	0-0	2-3	4	3	10	0	2	0	0	29
Looby	3-3	0-0	0-0	8	5	6	1	2	1	2	25
Johnson	9-13	7-10	0-0	5	1	25	1	1	0	1	35
Peterson	1-6	0-3	0-0	2	0	2	2	3	0	1	36
Kelly	1-9	1-4	0-0	2	1	3	4	3	0	0	27
Palmer	1-4	0-1	1-1	1	0	3	0	0	0	1	6
Angle	2-5	2-4	2-3	4	2	8	3	2	0	0	19
Bohall	0-0	0-0	0-0	0	1	0	1	0	0	0	4
Tate	0-0	0-0	0-0	1	2	0	1	3	1	0	9
Gorney	0-1	0-0	0-0	0	1	0	0	0	0	0	10
Team				2							
Totals	21-46	10-22	5-7	29	16	57	13	16	2	5	200
	FG%:	.457	3PT%:	.455			FT%:	.714			

Score by Periods:

Eastern Illinois	19	26	45
Iowa	24	33	57

Attendance: 9,107

(10) IOWA 62, NORTHERN IOWA 55
December 5, 2007, McLeod Center, Cedar Falls, IA

Iowa used a solid shooting night, a dominating performance on the backboards and a solid defensive effort in taking a 62-55 win over Northern Iowa in the McLeod Center. The attendance of 7,043 set a record for the largest crowd for a basketball game in the facility.

The two teams battled back and forth throughout the night, as the game was tied six times and included seven lead changes. Iowa shot 56.5% in the first half, connecting on 6-8 (75%) three-point attempts. Northern Iowa led 27-23 with 3:30 left in the period before a 10-3 scoring run gave Iowa a 33-30 advantage at the break.

The Panthers connected on a pair of three-pointers to start the second half, gaining the lead at 38-35 with 15 minutes to play. A three-point basket by Justin Johnson tied the score and Iowa took the lead for good on a pair of free throws by Jake Kelly with 14:33 remaining. The Hawkeyes led the rest of the way, building their biggest advantage to eight with just under six minutes left.

Northern Iowa closed the gap to three points (58-55) and had a three-point attempt to tie the score with just under one minute remaining. Iowa rebounded the miss and added to the lead on two free throws by Tony Freeman with 35 seconds left.

The Hawkeyes ended the game with a 37-16 rebounding advantage while shooting 50% from the field and 58.8% from three-point range. The Hawkeyes made their final eight free throw attempts and shot 88.9% from the foul line. Kelly led Iowa with a career-high 19 points, while Freeman, in his first action of the season, scored 15 and Johnson had 13. Kurt Looby led Iowa with seven rebounds.

IOWA -- 62

Name	FG	3-PT	FT	RB	PF	TP	A	TO	BK	S	M
Cole	1-3	0-0	0-0	5	5	2	0	2	1	0	19
Looby	0-1	0-0	0-0	7	3	0	1	1	0	0	19
Angle	1-3	1-3	0-0	6	1	3	0	3	0	1	21
Johnson	5-10	3-5	0-0	4	1	13	2	5	0	1	38
Kelly	6-13	3-5	4-4	3	2	19	1	1	0	2	38
Palmer	0-0	0-0	0-0	0	1	0	0	0	0	0	1
Freeman	5-7	3-3	2-2	1	0	15	3	3	0	0	24
Tate	3-5	0-0	2-3	4	5	8	0	2	0	0	20
Gorney	1-2	0-1	0-0	5	2	2	1	1	1	0	20
Team				2							
Totals	22-44	10-17	8-9	37	20	62	8	18	2	4	200
	FG%:	.500	3PT%:	.588			FT%:	.889			

NORTHERN IOWA -- 55

Name	FG	3-PT	FT	RB	PF	TP	A	TO	BK	S	MN
Koch	3-8	0-2	2-4	5	1	8	3	3	0	2	33
Eglseder	3-5	1-1	1-2	4	0	8	0	0	3	0	19
Josten	2-6	2-3	0-0	0	2	6	2	2	0	1	34
Brown	3-6	1-2	0-0	0	2	7	1	0	0	2	26
Dunham	2-5	1-3	0-0	0	2	5	1	2	0	3	34
Coleman	3-6	0-0	7-13	5	1	13	1	0	2	0	20
Viet	3-7	2-6	0-0	1	2	8	1	0	0	0	20
Montgomery	0-1	0-1	0-0	0	2	0	1	0	0	0	7
O'Rear	0-1	0-0	0-0	0	3	0	1	0	0	1	7
Team				1							
Totals	19-45	7-18	10-19	16	15	55	11	7	5	9	200
	FG%:	.422	3PT%:	.389			FT%:	.526			

Score by Periods:

Iowa	33	29	62
Northern Iowa	30	25	55

Attendance: 7,043

2007-08 Game Summaries

(11) IOWA STATE 56, IOWA 47 December 8, 2007, Hilton Coliseum, Ames, IA

Iowa suffered its coldest shooting game of the season in a 56-47 loss at Iowa State, failing to shoot over 40% from the field for the first time in 11 games. Iowa State used an aggressive defense to contribute to Iowa's shooting woes and outscored the Hawkeyes 20-5 from the free throw line in earning the victory.

Both teams started slow as Iowa shot just 29% in the opening half, compared to 28.6% for the Cyclones. Iowa led by as many four points in the early going, but Iowa State held a 26-22 halftime advantage.

The Hawkeyes never led in the second half, but cut the deficit to seven points on back-to-back baskets by Jarryd Cole with just under 10 minutes remaining. That was as close as Iowa would get.

The Hawkeyes shot just 32.1% for the game, including 28.6% (6-21) from three-point range and 50% (5-10) from the free throw line. The Iowa defense held Iowa State to 31.4% shooting, but the Cyclones connected on 20-27 (74.1%) free throw attempts. Iowa held a slight 41-40 rebounding advantage and had just 12 turnovers, but nine of those came in the second half.

Cole led Iowa with 15 points and nine rebounds, both career-bests for the freshman forward. Freshman Jake Kelly added 13 points, five rebounds and five assists.

IOWA -- 47

Name	FG	3-PT	FT	RB	PF	TP	A	TO	BK	S	M
Johnson	3-15	3-12	0-0	5	3	9	0	3	0	0	34
Kelly	4-9	1-2	4-4	5	4	13	5	3	0	0	35
Angle	2-5	2-4	0-2	4	4	6	1	0	0	0	25
Cole	7-10	0-0	1-4	9	2	15	0	1	0	0	35
Looby	0-1	0-0	0-0	4	3	0	0	0	1	0	17
Palmer	0-1	0-1	0-0	0	2	0	0	1	0	0	1
Peterson	2-10	0-1	0-0	5	2	4	2	3	0	2	32
Tate	0-0	0-0	0-0	0	1	0	0	1	0	0	8
Gorney	0-5	0-1	0-0	1	1	0	0	0	1	0	13
Team				8							
Totals	18-56	6-21	5-10	41	22	47	8	12	2	2	200
	FG%:	.321	3PT%:	.286		FT%:	.500				

IOWA STATE -- 56

Name	FG	3-PT	FT	RB	PF	TP	A	TO	BK	S	MN
Clark	3-9	1-3	7-8	3	3	14	2	1	0	1	31
Brackins	3-15	0-1	3-3	6	0	9	1	0	3	0	27
Petersen	1-6	1-6	0-0	5	3	3	4	0	0	1	25
Hubalek	5-6	1-1	4-7	6	5	15	0	3	1	1	23
Johnson	3-8	1-3	2-2	6	2	9	2	0	1	0	27
Lee	0-0	0-0	0-0	0	0	0	0	0	0	0	1
Garrett	0-1	0-0	3-5	2	0	3	1	0	0	4	20
Thompson	0-4	0-2	1-2	4	0	1	0	2	1	0	20
Haluska	1-2	0-0	0-0	2	2	2	0	0	0	0	16
Johnson	0-0	0-0	0-0	3	1	0	0	0	0	1	10
Team				3							
Totals	16-51	4-16	20-27	40	16	56	10	6	6	8	200
	FG%:	.314	3PT%:	.250		FT%:	.741				

Score by Periods:

Iowa	22	25	47
Iowa State	26	30	56

Attendance: 14,376

(12) DRAKE 56, IOWA 51 December 14, 2007, Carver-Hawkeye Arena, Iowa City, IA

Iowa rallied from an eight point halftime deficit to lead by as many as five points in the second half, but the Hawkeyes were unable to hold on as Drake scored a 56-51 win in Iowa City.

Iowa connected on seven of its first 10 field goal attempts of the second half, turning a 29-21 deficit into a 39-34 advantage with 11:58 to play. Iowa failed to score for over six minutes as Drake rallied for a 40-39 advantage at the 7:03 mark. A basket by Jarryd Cole gave Iowa a 41-40 advantage with 5:22 left before Drake scored eight straight points to gain control. Iowa cut the deficit to 48-46 with 1:45 remaining, but Drake responded with a three-point basket at the 1:14 mark to secure its advantage.

Both teams started slow, with Iowa holding a 14-13 lead after the first 10 minutes. Drake took control with a 14-2 scoring run to lead by as many as 11 before settling for the eight point margin at the break. Iowa shot 34.8% in the first half and Drake 33.3%. Iowa improved to 48.1% in the second half and 42% for the game, while the Hawkeye defense held the Bulldogs to just 34.6% overall.

Iowa held the advantage in made field goals (21-18) and three-pointers (9-8), while the rebounding was even. Drake, however, connected on 12-17 free throws, while Iowa, in what is believed to be the first time ever, did not attempt a free throw. The Bulldogs were not whistled for a foul after collecting their sixth team foul with 7:52 remaining.

Cole led Iowa with 12 points, while Tony Freeman added nine and Justin Johnson and Jake Kelly each added eight. Kurt Looby collected seven rebounds, while Cole and Peterson each had five.

DRAKE -- 56

Name	FG	3-PT	FT	RB	PF	TP	A	TO	BK	S	M
Korver	3-10	2-9	2-2	4	0	10	0	0	0	0	31
Cox	3-9	1-2	3-4	10	1	10	1	1	0	0	32
Houston	3-5	2-3	2-2	2	1	10	2	0	0	1	31
Emmenecker	0-2	0-0	1-2	7	1	1	3	3	0	2	33
Young	4-14	2-9	4-5	2	3	14	3	3	0	1	37
Heemskerck	1-1	0-0	0-2	5	1	2	1	1	0	1	17
Baryenbruch	1-3	1-3	0-0	0	1	3	0	0	0	0	3
Parker	1-3	0-1	0-0	1	2	2	1	2	0	2	7
Hall	2-5	0-0	0-0	1	0	4	1	0	0	1	9
Team				1							
Totals	18-52	8-27	12-17	33	10	56	12	10	0	8	200
	FG%:	.346	3PT%:	.296		FT%:	.706				

IOWA -- 51

Name	FG	3-PT	FT	RB	PF	TP	A	TO	BK	S	MN
Cole	6-6	0-0	0-0	5	3	12	0	4	0	0	32
Gorney	1-3	0-0	0-0	2	1	2	1	2	0	0	13
Johnson	3-9	2-8	0-0	4	3	8	3	3	2	0	36
Peterson	3-6	1-3	0-0	5	4	7	5	3	0	1	31
Kelly	3-6	2-2	0-0	1	4	8	1	0	1	0	29
Palmer	0-0	0-0	0-0	1	1	0	0	1	0	0	3
Angle	1-1	1-1	0-0	0	1	3	0	0	0	0	6
Freeman	3-14	3-7	0-0	2	2	9	0	2	0	0	22
Tate	0-0	0-0	0-0	0	0	0	0	1	0	0	4
Looby	1-5	0-0	0-0	7	2	2	3	0	0	2	24
Team				6							
Totals	21-50	9-21	0-0	33	21	51	13	16	3	3	200
	FG%:	.420	3PT%:	.429		FT%:	.000				

Score by Periods:

Drake	29	27	56
Iowa	21	30	51

Attendance: 9,863

2007-08 Game Summaries

(13) IOWA 57, SOUTHEASTERN LOUISIANA 50
December 29, 2007, Carver-Hawkeye Arena, Iowa City, IA

Iowa rallied for a 57-50 win over Southeastern Louisiana in Iowa City to conclude non-conference action. The Hawkeyes trailed by 14 points in the first half and by seven at halftime before winning for the first time this season after trailing at intermission.

The Hawkeyes started the game by hitting their first two field goal attempts to take a 5-0 advantage in the first minute. Iowa was then held scoreless for nearly 13 minutes as the visitors scored 17 straight points. Iowa used two three-point baskets by J.R. Angle and one by Tony Freeman to cut the margin to 25-18 at the break.

Southeastern Louisiana led by nine in the second half before Iowa rallied. A lay-up by Jarryd Cole tied the game at 29 with 13:20 to play and a dunk by Cole at the 11:55 mark gave Iowa the lead for the first time since the opening minute. Cole, however, was injured just after his second basket, suffering a torn ACL in his left knee.

Southeastern LA rallied and led by three points with 3:58 remaining. A lay-up by Cyrus Tate cut the deficit to a single point and a three-pointer by Freeman with 3:01 left gave Iowa the lead for good. Another Tate basket gave Iowa a 48-44 advantage. Iowa sealed the game by hitting its final nine free throw attempts.

Iowa shot just 37.2% from the field and lost the rebounding battle by a 37-28 margin. The Hawkeyes collected 13 assists on their 16 made field goals and had a season-high 12 steals.

Freeman led Iowa with 15 points, seven rebounds, four assists and three steals. Angle added career bests in points (10) and steals (three), Tate had 10 points and six rebounds and Justin Johnson contributed 10 points, four rebounds and four assists.

SE LOUISIANA -- 50

Name	FG	3-PT	FT	RB	PF	TP	A	TO	BK	S	M
Span	5-13	0-0	1-2	5	4	11	0	3	0	0	31
Nance	2-7	0-0	0-2	6	4	4	6	3	1	1	38
Sullivan	4-5	0-0	0-1	6	4	8	1	3	1	2	26
Green	5-9	3-6	0-0	3	0	13	1	3	0	1	21
Nicks	1-3	1-3	3-4	6	4	6	4	3	0	0	20
Arnold	2-7	0-2	0-0	3	0	4	1	0	1	0	28
Ndoumba	2-5	0-0	0-1	2	4	4	0	2	0	0	16
Austin	0-0	0-0	0-0	2	5	0	2	2	0	0	20
Team				3				1			
Totals	21-49	4-11	4-10	37	25	50	15	20	3	4	200
	FG%: .429		3PT%: .360				FT%: .400				

IOWA -- 57

Name	FG	3-PT	FT	RB	PF	TP	A	TO	BK	S	MN
Cole	2-2	0-0	0-2	4	1	4	0	2	0	1	21
Looby	1-2	0-0	0-0	1	1	2	0	2	2	0	9
Johnson	3-10	2-7	2-2	4	4	10	4	1	1	2	35
Peterson	0-2	0-1	0-0	1	1	0	0	2	0	1	12
Kelly	1-7	0-1	4-6	1	2	6	3	1	0	2	37
Palmer	0-1	0-0	0-0	1	1	0	0	1	0	0	4
Angle	4-7	3-7	1-2	0	1	10	2	0	1	3	23
Freeman	3-8	2-5	7-11	7	2	15	4	1	0	3	34
Tate	3-3	0-0	4-7	6	5	10	0	3	0	0	14
Gorney	0-1	0-0	0-0	1	0	0	0	0	0	0	11
Team				2							
Totals	16-43	7-21	18-30	28	18	57	13	13	4	12	200
	FG%: .372		3PT%: .333				FT%: .600				

Score by Periods:

SE Louisiana	25	25	50
Iowa	18	39	57

Attendance: 10,806

(14) INDIANA 79, IOWA 76
January 2, 2008, Carver-Hawkeye Arena, Iowa City, IA

Iowa rallied in the final two minutes after trailing by 13 points, but time ran out as No. 11/12 Indiana left Carver-Hawkeye Arena with a 79-76 win. The Hoosiers used an 11-1 scoring run to take a 70-57 advantage with 2:10 remaining before Iowa senior Justin Johnson went on a three-point spree that nearly carried Iowa to an upset victory.

Johnson hit six three-point baskets in the final 1:55, and even added a free throw after being fouled on one of the attempts for a four-point play. His final trey came from roughly 40-feet with four seconds to play to cut the deficit to 78-76. Indiana's Lance Stemler then hit one of two free throws and Iowa was unable to get a final shot attempt as time expired.

Johnson ended the game with a career-high 29 points (10-15 FG, 8-13 treys). He also collected six rebounds, three assists and three blocked shots. Tony Freeman added 12 points and nine assists and Seth Gorney had seven points and 10 rebounds.

The Hoosiers led by as many as nine points in the first half, but Iowa rallied late in the period and the score was knotted at 34 at intermission. Iowa rallied from an eight point deficit in the second half and trailed 59-56 with 6:50 remaining before Indiana regained control with its scoring run over the next five minutes.

Iowa shot 43.1% from the field, compared to 49.1% for Indiana. The Hoosiers connected on 71.9% from the foul line (23-32), compared to 60% (15-25) for Iowa. The rebounding was even.

INDIANA -- 79

Name	FG	3-PT	FT	RB	PF	TP	A	TO	BK	S	M
White, D.J.	6-13	0-0	4-6	15	3	16	1	2	0	0	34
White, Mike	0-1	0-0	0-0	1	3	0	1	1	0	1	14
Bassett	0-1	0-0	0-0	0	1	0	0	0	0	0	3
Ellis	6-10	0-2	3-4	7	1	15	7	1	1	5	35
Gordon	7-12	2-5	9-11	1	2	25	2	4	0	0	37
Thomas	1-4	0-0	2-2	1	4	4	1	0	0	0	6
Crawford	4-7	1-2	3-5	4	2	12	0	3	1	1	30
Ratliff	1-3	0-2	0-0	1	5	2	0	0	0	1	15
Stemler	1-2	1-2	2-4	5	2	5	1	0	0	1	26
Team				1							
Totals	26-53	4-13	23-32	36	23	79	13	11	2	9	200
	FG%: .491		3PT%: .308				FT%: .719				

IOWA -- 76

Name	FG	3-PT	FT	RB	PF	TP	A	TO	BK	S	MN
Tate	3-3	0-0	2-5	7	2	8	0	1	0	0	20
Gorney	2-6	0-0	3-4	10	4	7	3	1	1	0	30
Freeman	3-14	2-6	4-8	1	5	12	9	5	0	0	39
Johnson	10-15	8-13	1-1	6	2	29	3	2	3	1	37
Kelly	0-0	0-0	0-0	1	0	0	0	0	0	0	5
Palmer	0-0	0-0	0-0	2	3	0	0	0	0	0	1
Angle	2-7	1-6	0-0	2	3	5	2	0	0	0	25
Peterson	2-9	0-2	2-2	2	3	6	4	2	0	1	33
Looby	3-4	0-0	3-5	4	1	9	0	1	2	0	10
Team				1							
Totals	25-58	11-27	15-25	36	23	76	21	13	6	2	200
	FG%: .431		3PT%: .407				FT%: .600				

Score by Periods:

Indiana	34	45	79
Iowa	34	42	76

Attendance: 9,890

2007-08 Game Summaries

(15) WISCONSIN 64, IOWA 51
January 5, 2008, Kohl Center, Madison, WI

Wisconsin used a 17-4 scoring run over a nine minute period in the second half in taking a 64-51 win in Madison. The Hawkeyes trailed by six, 28-22 at intermission, but scored the first six points of the second half to pull even.

From there the Badgers held Iowa without a field goal for just under nine minutes in gaining control. Iowa was able to cut the deficit to nine, 54-45, with just under five minutes remaining, but could get no closer.

The Hawkeyes had trailed by as many as nine in the first half before closing the gap to two points, 24-22, in the last two minutes of the period. Iowa shot 52.9% from the field in the opening half, including 57.1% (4-7) from three-point range. Iowa was unable to maintain that accuracy in the second half, shooting just 35.7%.

After shooting 31% in the first half, Wisconsin shot 55% in the second half and added 12-18 (66.7%) free throws after the break. For the game Wisconsin shot 70.4% from the foul line, compared to just 46.7% (7-15) for Iowa.

Wisconsin won the rebounding battle 34-31 and collected seven steals while forcing 14 Iowa turnovers. Ten of Iowa's turnovers occurred in the first half and the Hawkeyes were guilty of a season-high 27 personal fouls.

Justin Johnson led Iowa with 13 points, while Cyrus Tate, Tony Freeman and Jeff Peterson each added eight. Johnson made his first two three-point attempts, running his streak to eight straight before missing. Tate led Iowa with eight rebounds, while Freeman and Jake Kelly each collected three assists.

IOWA -- 51

Name	FG	3-PT	FT	RB	PF	TP	A	TO	BK	S	M
Tate	3-8	0-0	2-6	8	4	8	1	1	2	0	33
Gorney	0-3	0-0	0-0	5	3	0	1	1	1	1	26
Freeman	3-7	1-5	1-3	3	2	8	3	3	0	0	28
Johnson	4-8	3-5	2-2	4	5	13	0	1	0	0	31
Kelly	1-3	1-1	0-0	1	5	3	3	0	0	0	27
Angle	3-6	1-3	0-0	3	2	7	2	2	0	0	21
Peterson	3-7	0-3	2-3	2	4	8	2	5	0	1	25
Looby	2-3	0-0	0-1	2	2	4	0	0	1	0	9
Team				3				1			
Totals	19-45	6-17	7-15	31	27	51	12	14	4	2	200
	FG%: .422	3PT%: .353	FT%: .467								

WISCONSIN -- 64

Name	FG	3-PT	FT	RB	PF	TP	A	TO	BK	S	MN
Landry	1-8	0-0	3-4	6	2	5	2	1	1	0	32
Butch	7-12	0-3	8-11	7	1	22	1	0	1	1	25
Hughes	2-8	2-4	0-1	3	3	6	2	1	1	3	33
Flowers	4-6	1-3	1-1	4	2	10	2	1	0	1	37
Krabbenhoft	3-5	0-0	6-8	7	1	12	1	1	0	1	35
Bohannon	1-6	0-2	0-0	3	3	2	0	1	0	1	19
Leuer	2-3	2-3	1-2	1	1	7	1	1	0	0	14
Stiemsma	0-1	0-0	0-0	0	0	0	0	1	0	0	4
Gullickson	0-0	0-0	0-0	0	1	0	0	0	0	0	1
Team				3							
Totals	20-49	5-15	19-27	34	14	64	9	7	3	7	200
	FG%: .408	3PT%: .333	FT%: .704								

Score by Periods:

Iowa	22	29	51
Wisconsin	28	36	64

Attendance: 17,190

(16) OHIO STATE 79, IOWA 48
January 9, 2008, Value City Arena, Columbus, OH

Iowa dropped its third straight conference game with a 79-48 loss at Ohio State.

The Hawkeyes trailed by four points, 18-14, after a three-point basket with just under 11 minutes to play in the first half when Ohio State took control. The Buckeyes used a 15-1 scoring run over a seven minute period to increase their advantage to 33-15. A 12-2 burst by Ohio State left the Buckeyes with a commanding 45-17 halftime advantage as Iowa matched its lowest scoring first half of the season.

The Buckeyes shot 58.8% from the field in the opening 20 minutes, controlled the rebounding (18-12) and collected five steals and had no turnovers. Iowa, on the other hand, shot just 28.6% from the field and aided the Buckeyes with nine turnovers.

Iowa improved its shooting in the second to 37.1%, but for the game shot 33.9% overall and just 18.2% (6-33) from three-point range against OSU's zone defense. OSU ended the game at 52.4% and held a 36-33 rebounding advantage.

Junior Tony Freeman led Iowa with a career-best 21 points. He added three assists and three rebounds. Cyrus Tate added 10 points and six rebounds and Justin Johnson had nine points and seven rebounds.

IOWA -- 49

Name	FG	3-PT	FT	RB	PF	TP	A	TO	BK	S	M
Tate	4-5	0-0	2-3	6	4	10	0	1	0	0	26
Gorney	0-1	0-0	1-2	3	2	1	1	0	0	0	23
Freeman	9-19	3-10	0-0	3	2	21	3	3	0	0	38
Johnson	3-13	3-13	0-0	7	0	9	2	4	1	0	38
Kelly	0-6	0-3	0-0	1	3	0	0	3	1	0	25
Angle	0-4	0-4	0-0	0	0	0	0	1	0	0	11
Bohall	0-1	0-1	0-0	0	1	0	2	0	0	0	9
Peterson	0-3	0-2	0-0	2	1	0	0	2	0	1	8
Looby	3-4	0-0	1-2	4	0	7	1	0	2	0	22
Team				7				1			
Totals	19-56	6-33	4-7	33	13	48	9	15	4	1	200
	FG%: .339	3PT%: .182	FT%: .571								

OHIO STATE -- 79

Name	FG	3-PT	FT	RB	PF	TP	A	TO	BK	S	MN
Turner	2-4	1-3	1-2	3	0	6	2	1	0	1	23
Koufos	3-7	0-1	0-0	3	1	6	1	0	0	0	18
Hunter	7-9	0-0	0-0	4	1	14	0	0	0	0	18
Butler	3-7	2-5	0-0	3	1	8	9	0	0	1	21
Lighty	6-8	2-2	0-1	3	1	14	3	1	0	3	21
Wallace	4-8	0-0	2-2	8	1	10	0	1	0	0	16
Hill	3-6	1-3	0-0	1	0	7	3	1	0	1	19
Peters	1-2	0-1	0-0	0	0	2	0	0	0	1	3
Madsen	0-1	0-0	0-0	2	0	0	1	0	0	0	13
Diebler	1-5	0-4	4-4	1	2	6	1	2	0	2	18
Titus	0-0	0-0	0-0	1	1	0	0	0	0	0	2
Terwilliger	1-2	0-1	0-0	0	0	2	0	0	0	0	9
Lauderdale	2-4	0-0	0-0	4	1	4	0	0	1	0	19
Team				3							
Totals	33-63	6-20	7-9	36	9	79	20	6	1	9	200
	FG%: .524	3PT%: .300	FT%: .778								

Score by Periods:

Iowa	17	31	48
Ohio State	45	34	79

Attendance: 18,473

2007-08 Game Summaries

(17) IOWAS 43, MICHIGAN STATE 36 January 12, 2008, Carver-Hawkeye Arena, Iowa City, IA

Iowa ended a three-game losing streak with a 43-36 win over sixth-ranked Michigan State in Iowa City, earning Coach Todd Lickliter his first win in the Big Ten Conference.

Michigan State scored the first seven points of the game and held an 18-9 advantage with 8:08 to play in the first half. The Spartans failed to score the rest of the half, as Iowa scored the final 11 points of the period to lead 20-18 at the break.

The Spartans ended their scoring draught two minutes into the second half, but Iowa answered each Spartan run to maintain a small advantage throughout the second half. Iowa led by five with 14 minutes remaining before the Spartans closed to within one on three occasions, the last at 35-34 with 3:48 remaining. Kurt Looby hit one of two free throws before Tony Freeman hit a three-point basket to give Iowa a 39-34 advantage with 1:12 remaining. Freeman added two free throws with 53 seconds to play and the Spartans were never closer than seven the rest of the way.

Iowa shot just 27.5% from the field and 55.2% from the free throw line, but the Hawkeyes had just 10 turnovers (four in the second half) and allowed Michigan State just four free throw attempts.

Michigan State shot just 30.8%, including 25% from three-point range (3-12) and the free throw line (1-4). MSU held a 40-35 rebounding advantage, but was guilty of 18 turnovers.

Freeman led Iowa with a career-best 22 points, hitting 5-9 treys and 7-9 free throws. He added four steals and three assists. Looby added nine points and eight rebounds and Tate collected nine points and seven rebounds.

MICHIGAN STATE -- 36

Name	FG	3-PT	FT	RB	PF	TP	A	TO	BK	S	MN
Morgan	5-12	0-1	0-2	4	4	10	0	4	0	2	30
Naymick	0-1	0-0	0-0	4	3	0	0	0	1	0	19
Suton	4-9	0-0	1-2	11	3	9	1	4	0	0	31
Walton	0-1	0-0	0-0	1	3	0	3	3	0	0	25
Neitzel	4-14	2-8	0-0	4	2	10	6	1	0	4	31
Ibok	1-1	0-0	0-0	2	2	2	0	2	0	0	4
Lucas	0-8	0-1	0-0	1	4	0	1	1	0	0	20
Allen	1-2	1-2	0-0	0	1	3	0	0	0	0	12
Summers	1-3	0-0	0-0	1	0	2	0	1	1	0	10
Dahlman	0-0	0-0	0-0	0	0	0	0	0	0	0	0+
Gray	0-1	0-0	0-0	8	3	0	0	2	0	0	18
Team				4							
Totals	16-52	3-12	1-4	40	25	36	11	18	2	6	200
	FG%: .308	3PT%: .250	FT%: .250								

IOWA -- 43

Name	FG	3-PT	FT	RB	PF	TP	A	TO	BK	S	M
Tate	2-3	0-0	5-12	7	2	9	0	0	0	2	28
Gorney	0-2	0-0	0-0	6	2	0	1	0	2	1	31
Freeman	5-12	5-9	7-9	2	2	22	3	4	0	4	38
Johnson	1-11	0-7	0-0	6	2	2	2	0	1	0	34
Kelly	0-5	0-3	1-2	4	0	1	0	2	0	0	34
Bohall	0-0	0-0	0-0	0	0	0	0	0	0	0	1
Peterson	0-2	0-2	0-0	1	1	0	2	2	0	0	12
Looby	3-5	0-0	3-6	8	1	9	1	0	0	0	22
Team				1				2			
Totals	11-40	5-21	16-29	35	10	43	9	10	3	7	200
	FG%: .275	3PT%: .238	FT%: .552								

Score by Periods:

Michigan State	18	18	36
Iowa	20	23	43

Attendance: 13,044

(18) PURDUE 67, IOWA 62 January 16, 2008, Carver-Hawkeye Arena, Iowa City, IA

Purdue had the last scoring streak in the second half and left Iowa City with a 67-62 win. Neither team led by more than five points in the first half, which ended with Purdue holding a 32-31 advantage. Overall, the game featured seven ties and 11 lead changes.

The Boilermakers used an 8-0 scoring run to take a 40-33 advantage three minutes into the second half. Iowa answered with a 12-0 run, taking a 45-40 advantage with just under 12 minutes to play. That's when Purdue responded with a 12-0 run of its own for a 52-45 advantage with nine minutes to play.

The Hawkeyes cut the deficit to three, 54-51, before the Boilermakers hit a three-point shot just before the shot clock expired with five minutes left in the game. Iowa rallied again, closing to 59-56 on a rebound basket by Seth Gorney at the 1:40 mark. Purdue added a basket with 49 seconds remaining and added six straight free throws in the final 30 seconds to secure the win.

Iowa shot 43.5% from the field and 77.3% from the foul line while holding a 33-30 rebounding advantage. While Purdue shot just 38.6% overall, it did connect on 11-24 (45.8%) three-point attempts and all 12 of its free throws.

The Hawkeye offense featured one of its most balanced games of the season, with four starters scoring in double figures. Tony Freeman led the scoring with 19 points, while Jake Kelly added 12 and Gorney and Cyrus Tate each had 10. Justin Johnson led Iowa with nine rebounds, Gorney had eight and Kurt Looby contributed five blocked shots.

PURDUE -- 67

Name	FG	3-PT	FT	RB	PF	TP	A	TO	BK	S	M
Johnson	0-2	0-0	0-0	3	1	0	2	0	1	1	11
Kramer	3-6	0-2	0-0	1	4	6	2	2	0	1	34
Grant	6-11	4-6	6-6	4	3	22	1	2	0	1	29
Green	0-4	0-3	0-0	3	0	0	2	0	0	0	13
Moore	5-10	3-5	0-0	4	3	13	2	3	0	1	25
Hummel	3-8	1-2	6-6	2	4	13	5	2	1	1	29
Crump	0-2	0-0	0-0	1	2	0	0	0	0	0	13
Martin	3-9	1-3	0-0	4	2	7	1	3	0	1	27
Calasan	2-5	2-3	0-0	4	1	6	0	0	1	0	19
Team				4							
Totals	22-57	11-24	12-12	30	20	67	15	12	3	6	200
	FG%: .386	3PT%: .458	FT%: .100								

IOWA -- 62

Name	FG	3-PT	FT	RB	PF	TP	A	TO	BK	S	MN
Tate	3-3	0-0	4-8	5	4	10	0	2	0	1	28
Gorney	5-6	0-0	0-0	8	2	10	2	3	0	0	30
Freeman	5-18	3-9	6-7	2	0	19	4	0	0	2	39
Johnson	2-8	1-4	2-2	9	2	7	3	1	0	0	39
Kelly	3-6	1-2	5-5	1	2	12	2	6	1	1	31
Angle	0-0	0-0	0-0	0	0	0	0	0	0	0	0+
Peterson	2-5	0-1	0-0	1	0	4	2	2	0	0	11
Looby	0-0	0-0	0-0	6	3	0	1	0	5	1	22
Team				1							
Totals	20-46	5-16	17-22	33	13	62	14	14	6	5	200
	FG%: .435	3PT%: .313	FT%: .773								

Score by Periods:

Purdue	32	35	67
Iowa	31	31	62

Attendance: 9,701

2007-08 Game Summaries

(19) IOWA 68, MICHIGAN 60
January 19, 2008, Crisler Arena, Ann Arbor, MI

Iowa overcame an early deficit and held off a late rally in taking a 68-60 win at Michigan. Michigan led 9-2 after three minutes as Iowa started slowly on offense. Iowa scored the last eight points of the first half over the final three minutes to take a 29-27 advantage at the break. Iowa shot just 38.5% in the first 20 minutes, including 30.8% from three-point range.

The Hawkeyes outscored Michigan 12-3 over the first eight minutes of the second half to maintain control. Iowa built its advantage to as many as 16 points (52-36) with just under six minutes to play before the Wolverines rallied. Michigan found the range from three-point distance and quickly closed the gap, using a four-point play with 1:22 remaining to cut the margin to four. Jeff Peterson and Jake Kelly each added two free throws and Tony Freeman made 6-9 free shots in the final minutes as the Hawkeyes held on for its third straight win in Ann Arbor.

Iowa shot 61.9% from the field in the second half and 48.9% for the game. Iowa also held a 37-25 rebounding advantage and has a season-low nine personal fouls. Freeman led Iowa's scoring attack with a career-best 28 points, including six three-point baskets.

Junior forward Cyrus Tate recorded career-bests in points (21) and rebounds (11), recording the second double-double of his career. Senior Seth Gorney led Iowa with a career-high 12 rebounds and freshman guard Jeff Peterson matched a career-high with nine assists.

IOWA -- 68

Name	FG	3-PT	FT	RB	PF	TP	A	TO	BK	S	MN
Kelly	2-6	0-2	2-2	0	2	6	1	1	1	0	29
Tate	8-10	0-0	5-11	11	2	21	0	2	0	0	33
Gorney	2-5	0-0	0-0	12	1	4	2	2	0	1	36
Freeman	8-14	6-11	6-9	5	2	28	1	4	0	0	40
Johnson	1-6	1-5	0-0	1	1	3	2	1	0	0	23
Peterson	0-4	0-1	2-2	3	1	2	9	2	0	1	28
Looby	2-2	0-0	0-0	3	0	4	0	2	1	0	11
Team				2							
Totals	23-47	7-19	15-24	37	9	68	15	14	2	2	200
	FG%: .489	3PT%: .368	FT%: .625								

MICHIGAN -- 62

Name	FG	3-PT	FT	RB	PF	TP	A	TO	BK	S	M
Shepherd	5-7	1-2	0-0	3	2	11	1	1	0	1	31
Sims	6-15	5-10	1-2	4	3	18	1	3	1	2	33
Udoh	1-3	0-0	1-2	0	1	3	0	1	2	0	18
Lee	1-2	0-1	0-0	2	1	2	1	0	0	2	15
Harris	4-12	1-3	2-2	6	5	11	3	4	0	2	37
Coleman	0-0	0-0	0-0	1	0	0	0	0	0	0	3
Grady	2-4	2-4	0-0	2	2	6	4	1	0	0	17
Wright	0-4	0-3	0-0	1	1	0	1	1	0	0	13
Gibson	3-7	2-5	0-0	5	2	8	1	1	2	0	22
Merritt	0-0	0-0	1-2	1	1	1	1	0	0	0	11
Team				0							
Totals	22-54	11-28	5-8	25	18	60	13	12	5	7	200
	FG%: .407	3PT%: .393	FT%: .625								

Score by Periods:				Attendance: 11,638
Iowa	29	39	68	
Michigan	27	33	60	

(20) INDIANA 65, IOWA 43
January 23, 2008, Assembly Hall, Bloomington, IN

Iowa played well in the early going, but cold shooting in the second half proved costly as the Hawkeyes dropped a 65-43 decision at No. 7/8 Indiana. Iowa scored the first two baskets of the game and was in the game throughout the majority of the first half, trailing just 28-24 with three minutes left. Indiana used a 9-2 run to close the half with a 37-26 advantage. Iowa was never closer than 11 after the Hoosiers opened the second half with a 6-2 run.

The Hawkeyes shot 56.3% in the first half and connected on four of their first 10 field goal attempts in the second half. Indiana's defense gained control from there, as Iowa made just two of its final 18 field goal attempts. Iowa shot 34.1% for the game, including 29.4% 9-17) from three-point range.

The Hoosiers were on target most of the night, shooting 59.3% in the first half and 53.2% for the game. Indiana scored 31 points following 20 Iowa turnovers and collected 32 points in the paint. The 20 miscues by the Hawkeyes mark a high in Big Ten games this season. Indiana collected 10 steals and held a 30-28 rebounding advantage.

Tony Freeman led Iowa's scoring with 14 points and Cyrus Tate added eight. Tate and Seth Gorney led Iowa with five rebounds.

IOWA -- 43

Name	FG	3-PT	FT	RB	PF	TP	A	TO	BK	S	M
Tate	3-5	0-0	2-4	5	3	8	0	1	1	0	30
Gorney	1-3	0-0	0-1	5	2	2	1	5	0	0	30
Freeman	5-13	4-8	0-0	2	3	14	1	6	0	2	28
Johnson	1-6	1-4	-3-4	4	1	6	2	3	0	2	33
Kelly	3-8	0-2	0-0	0	3	6	1	2	0	1	34
Angle	0-4	0-2	0-0	4	0	0	0	0	0	0	6
Bohall	0-0	0-0	0-2	0	1	0	0	0	0	0	4
Peterson	1-4	0-1	1-1	1	0	3	1	2	0	0	21
Looby	1-1	0-0	2-2	4	4	4	0	1	0	0	14
Team				3							
Totals	15-44	5-17	8-14	28	17	43	6	20	1	5	200
	FG%: .341	3PT%: .294	FT%: .571								

INDIANA -- 65

Name	FG	3-PT	FT	RB	PF	TP	A	TO	BK	S	MN
DeAndre	1-2	0-0	0-2	2	3	2	1	4	0	1	19
White	8-13	0-0	3-5	4	2	19	0	0	0	0	34
Bassett	3-3	2-2	0-0	3	1	8	3	0	0	2	31
Ellis	3-7	0-2	6-7	8	3	12	4	4	0	2	33
Gordon	7-11	0-3	3-4	2	2	17	3	2	3	4	32
Finkelmeier	0-0	0-0	0-0	0	0	0	0	0	0	0	1
Crawford	2-5	1-2	0-0	2	0	5	2	4	0	0	21
Ratliff	0-2	0-2	0-0	1	2	0	0	0	0	0	6
Stemler	0-3	0-3	0-0	3	4	0	0	0	0	1	19
McGee	1-1	0-0	0-0	0	0	2	0	0	0	0	1
White	0-0	0-0	0-0	1	0	0	0	0	0	0	1
Ahlfeld	0-0	0-0	0-0	0	0	0	0	0	0	0	1
Taber	0-0	0-0	0-0	1	0	0	0	0	0	0	1
Team				3							
Totals	25-47	3-14	12-18	30	17	65	13	14	3	10	200
	FG%: .532	3PT%: .214	FT%: .667								

Score by Periods:				Attendance: 17,269
Iowa	26	17	43	
Indiana	37	28	65	

2007-08 Game Summaries

(21) IOWA 64, PENN STATE 49

January 26, 2008, Carver-Hawkeye Arena, Iowa City, IA

Iowa scored the first five points of the game and never trailed in taking a 64-49 win over Penn State. Iowa led by as many as 18 points in the first half as the Nittany Lions scored just nine points in the first 15 minutes. Penn State rallied at the end of the half and trailed 29-17 at intermission. Iowa shot 52.6% from the field in the opening half, while holding the visitors to 29.2%. Penn State made just one of its six three-point attempts in the opening 20 minutes.

Penn State closed its deficit to nine points twice in the second half, the last at 40-31 with 12:29 remaining. Iowa responded with five straight points and led by 11 or more the rest of the way. Iowa ended the game shooting 47.4% from the field, including 36% from three-point range. Iowa also connected on 19-22 free throws (86.4%), surpassing 80% from the line for just the fourth time in 21 games.

The Hawkeye defense held its 10th opponent to less than 50 points. Penn State shot just 39.2% from the field, including 25% from three-point range. Iowa held a 34-22 rebounding advantage.

Freshman guard Jeff Peterson came off the bench to lead Iowa's attack. On the eve of his 19th birthday, Peterson scored 19 points by connecting on all four of his field goal attempts (2-2 three-pointers) and 9-9 free throws. He added five assists and three rebounds.

Iowa's balanced attack featured four players in double figures, as Seth Gorney, Justin Johnson and Jake Kelly all added 11 points. Cyrus Tate led Iowa with a career-best 13 rebounds and Gorney added eight. Tony Freeman matched Peterson with five assists.

PENN STATE -- 49

Name	FG	3-PT	FT	RB	PF	TP	A	TO	BK	S	M
Cornley	7-10	0-0	1-2	5	2	15	1	3	0	0	33
Pringle	7-16	3-5	0-1	4	1	17	2	4	0	4	35
Jackson	1-4	0-1	2-4	4	3	4	0	1	0	1	29
Battle	4-15	1-8	2-4	3	4	11	2	1	0	4	38
Morrissey	0-1	0-1	0-0	2	4	0	0	0	0	0	20
Walker	0-0	0-0	0-0	0	2	0	1	0	0	0	16
Jones	1-1	0-0	0-0	4	0	2	0	2	0	0	14
Hassell	0-0	0-0	0-0	0	0	0	0	0	0	0	4
Brooks	0-4	0-1	0-0	0	3	0	1	0	0	0	11
Team								1			
Totals	20-51	4-16	5-11	22	19	49	7	12	0	9	200
	FG%: .392		3PT%: .250					FT%: .455			

IOWA -- 64

Name	FG	3-PT	FT	RB	PF	TP	A	TO	BK	S	MN
Tate	2-2	0-0	3-6	13	2	7	0	1	0	1	30
Gorney	3-3	1-1	4-4	8	3	11	0	2	1	0	35
Freeman	1-7	1-7	2-2	4	2	5	5	5	0	1	32
Johnson	4-11	2-8	1-1	2	2	11	4	2	0	0	33
Kelly	4-8	3-4	0-0	0	3	11	0	3	0	0	19
Angle	0-0	0-0	0-0	0	0	0	0	0	0	0	1
Bohall	0-3	0-3	0-0	0	2	0	0	0	0	0	8
Peterson	4-4	2-2	9-9	3	1	19	5	3	0	1	27
Looby	0-0	0-0	0-0	4	0	0	0	2	0	0	15
Totals	18-38	9-25	19-22	34	15	64	14	18	1	3	200
	FG%: .474		3PT%: .360					FT%: .864			

Score by Periods:

Penn State	17	32	49
Iowa	29	35	64

Attendance: 14,572

(22) PURDUE 51, IOWA 50

January 30, 2008, Mackey Arena, West Lafayette, IN

Iowa rallied to tie the game with five seconds remaining before Purdue used a free throw with one second remaining to take a 51-50 win over the Hawkeyes in West Lafayette.

Trailing by as many as seven points in the second half, Iowa fought back from a 50-45 deficit with 1:54 remaining. Jeff Peterson scored from the lane to cut the Purdue advantage to three points with 47 seconds to play and the Hawkeye defense forced a missed shot with 12 seconds left. Peterson grabbed the rebound and passed up court to Jake Kelly, who drove to the basket and was fouled with five seconds remaining. Purdue was called for goal tending on the play and Kelly made his free throw attempt to tie the game.

After each team used its last timeout, Purdue's Keaton Grant drove to the basket and was fouled with 1.4 seconds remaining. His first attempt was good and Iowa was unable to get a shot when the second attempt was missed.

The Hawkeyes enjoyed their best shooting night of the season, shooting 52.8% (19-36) from the field. Iowa shot 43.8% from three-point range and held a 27-21 rebounding advantage, but the Hawkeyes were guilty of 22 turnovers and shot just 55.6% (5-9) from the foul line. Kelly's free throw to tie the game in the final seconds was Iowa's only free throw attempt of the second half.

The Boilermakers led by five points on two occasions in the first half. Iowa rallied to lead by as many as three late in the half before Purdue led 25-24 at intermission. Overall, the game featured four ties and 10 lead changes.

Justin Johnson led Iowa's scoring attack with 14 points, while Tony Freeman added 13. Johnson, Freeman, Cyrus Tate and Seth Gorney each had five rebounds, while Gorney added three assists and Freeman collected three steals.

IOWA -- 50

Name	FG	3-PT	FT	RB	PF	TP	A	TO	BK	S	M
Freeman	5-10	3-8	0-0	5	3	13	2	6	0	3	37
Johnson	5-11	4-7	0-0	5	1	14	2	0	0	0	39
Kelly	2-4	0-1	1-3	1	3	5	0	3	0	0	21
Tate	1-1	0-0	0-0	5	2	2	0	4	1	0	15
Gorney	2-5	0-0	1-2	5	3	5	3	1	2	1	37
Peterson	2-3	0-0	3-4	3	4	7	2	5	0	0	23
Looby	2-2	0-0	0-0	2	1	4	0	0	2	0	27
Bohall	0-0	0-0	0-0	0	0	0	0	0	0	0	1
Team								1			
Totals	19-36	7-16	5-9	27	17	50	9	22	5	4	200
	FG%: .528		3PT%: .438					FT%: .556			

PURDUE -- 51

Name	FG	3-PT	FT	RB	PF	TP	A	TO	BK	S	MN
Kramer	2-3	0-0	0-0	3	2	4	3	1	1	3	30
Hummel	2-6	1-3	1-2	3	3	6	3	0	0	0	21
Grant	2-4	1-1	1-2	1	1	6	2	4	0	2	32
Calasan	2-5	1-2	1-2	3	0	6	0	3	0	0	15
Moore	5-10	2-5	0-2	4	3	12	3	0	0	2	32
Johnson	1-4	0-0	0-0	0	2	2	1	1	0	1	15
Crump	2-3	0-0	0-0	2	1	4	1	2	0	0	11
Martin	3-9	2-5	3-4	1	2	11	2	1	1	1	28
Green	0-2	0-1	0-0	3	0	0	0	0	0	1	16
Team								1			
Totals	19-46	7-17	6-12	21	14	51	15	12	2	10	200
	FG%: .413		3PT%: .412					FT%: .500			

Score by Periods:

Iowa	24	26	50
Purdue	25	26	51

Attendance: 13,370

2007-08 Game Summaries

(23) IOWA 53, OHIO STATE 48

February 2, 2008, Carver-Hawkeye Arena, Iowa City, IA

Iowa rode a solid defensive effort and hot shooting by Justin Johnson from three-point range to take a 53-48 win over Ohio State in Iowa City. The Hawkeyes earned a season split with the Buckeyes.

The Iowa defense allowed Ohio State to shoot just 37.5% from the field, including 14.3% (3-21) from three-point range. The game included three ties and six lead changes, all in the first half. Iowa led by seven points in the opening eight minutes, but Ohio State rallied for an 18-17 advantage with six minutes left in the opening half. A basket from the lane by Seth Gorney gave Iowa a 24-22 advantage with three minutes left in the half and Iowa led the rest of the way. A three-point basket by Johnson gave Iowa a 27-22 halftime advantage.

The Hawkeyes led by as many as eight in the second half, but could never pull away. The Buckeyes trailed by two, 46-44, with just under six minutes to play when another three-pointer by Johnson extended Iowa's lead. The Hawkeyes held a slim 49-46 advantage with 34 seconds left when Tony Freeman connected on two free throws. Cyrus Tate rebounded an OSU miss and added two additional free throws with 27 seconds to play and the Buckeyes could only add one field goal in the closing seconds.

Iowa shot 43.2% from the field, including 44% from three-point range, and made four of five free throws in the final minute.

Johnson led Iowa with 24 points, hitting 8-13 treys. The eight three-point baskets are one shy of the Iowa school record for a single game. Johnson also made eight in a home loss to Indiana. He added seven rebounds and three assists. Gorney also had a solid all-around performance, collecting 10 points, seven rebounds and four assists.

OHIO STATE -- 48

Name	FG	3-PT	FT	RB	PF	TP	A	TO	BK	S	M
Turner	2-9	0-4	0-0	3	5	4	0	2	1	2	32
Hunter	4-9	0-0	1-4	8	1	9	0	0	0	1	25
Koufos	5-9	0-2	0-0	7	1	10	0	3	2	0	28
Butler	4-14	1-7	2-2	5	3	11	4	0	0	2	40
Lighty	4-7	1-2	0-0	1	2	9	1	1	0	0	37
Hill	0-0	0-0	0-0	0	0	0	0	0	0	0	0+
Diebler	0-3	0-3	0-0	4	0	0	0	0	0	0	15
Terwilliger	1-3	1-3	0-0	1	0	3	0	0	0	0	19
Lauderdale	1-2	0-0	0-0	2	1	2	0	2	0	1	4
Team				2							
Totals	21-56	3-21	3-6	33	13	48	5	8	3	6	200
	FG%: .375		3PT%: .143				FT%: .500				

IOWA -- 53

Name	FG	3-PT	FT	RB	PF	TP	A	TO	BK	S	MN
Tate	0-1	0-0	2-2	6	3	2	0	0	0	0	25
Gorney	5-11	0-1	0-0	7	1	10	4	1	0	1	34
Freeman	3-11	1-8	2-2	2	1	9	4	1	0	0	38
Johnson	8-13	8-13	0-0	7	1	24	3	2	1	1	38
Kelly	2-5	1-2	0-0	2	3	5	2	1	0	0	15
Peterson	1-3	1-1	0-1	2	2	3	3	3	0	0	31
Looby	0-0	0-0	0-2	4	1	0	0	1	0	0	19
Team				1				3			
Totals	19-44	11-25	4-7	31	12	53	16	12	1	2	200
	FG%: .432		3PT%: .440				FT%: .571				

Score by Periods:

Ohio State	22	26	48
Iowa	27	26	53

Attendance: 15,235

(24) WISCONSIN 60, IOWA 54

February 6, 2008, Carver-Hawkeye Arena, Iowa City, IA

Wisconsin outscored Iowa 16-10 over the last six minutes in taking a 60-54 win over the Hawkeyes in Iowa City. The score was tied seven times and there were 13 lead changes, the last coming with 6:15 to play when Wisconsin's Marcus Landry converted two free throws to give the Badgers a 45-44 advantage.

Iowa's Justin Johnson hit a three-point basket with 3:44 remaining to cut Iowa's deficit to 48-47 before the Badgers connected on all 10 of their free throw attempts in the final four minutes. Cyrus Tate added a rebound basket for the Hawkeyes with 1:32 left to cut the margin to 54-51 and Jeff Peterson hit a three-pointer to move Iowa within two, 56-54, with 26 seconds remaining.

Joe Krabbenhoft made it a four-point advantage for Wisconsin with 21 seconds left, and, after a missed three-point attempt by Iowa, Landry added two final free shots with 11 seconds to play.

The game was close throughout. Iowa led by as many as five points in the first half and led 29-26 at the break. The Hawkeyes shot 44% from the field in the first half, but just 26.1% in the second half. Iowa shot 35.4% for the game, compared to 43.5% for the Badgers. Wisconsin hit 5-11 (45.5%) three-point shots, compared to 7-20 (35%) for Iowa. The Hawkeyes held a 35-31 rebounding advantage. Iowa had just nine turnovers, its second lowest total of the season and lowest number in Big Ten games.

Tony Freeman led Iowa's scoring with 18 points, while Cyrus Tate added 15 and Seth Gorney scored 10. Tate led Iowa with eight rebounds and Johnson added six.

WISCONSIN -- 60

Name	FG	3-PT	FT	RB	PF	TP	A	TO	BK	S	M
Landry	6-12	0-0	4-4	6	1	16	0	3	2	1	33
Butch	4-9	2-3	2-4	2	5	12	0	0	0	0	21
Hughes	1-6	1-4	1-4	2	1	4	1	1	0	1	32
Flowers	4-7	1-3	0-0	5	1	9	1	1	1	0	39
Krabbenhoft	3-6	0-0	2-2	8	2	8	2	1	0	0	36
Bohannon	1-2	1-1	6-6	1	3	9	1	1	1	1	19
Leuer	0-1	0-0	0-0	0	0	0	0	0	0	0	3
Stiemsma	1-3	0-0	0-0	4	2	2	0	0	0	1	17
Team				3							
Totals	20-46	5-11	15-20	31	15	60	5	7	4	3	200
	FG%: .435		3PT%: .455				FT%: .750				

IOWA -- 54

Name	FG	3-PT	FT	RB	PF	TP	A	TO	BK	S	MN
Tate	4-6	0-0	7-9	8	4	15	0	0	1	1	34
Gorney	5-7	0-1	0-0	4	3	10	1	0	1	1	36
Freeman	5-16	5-13	3-4	4	1	18	2	3	0	1	40
Johnson	1-9	1-5	0-0	6	2	3	2	1	0	0	40
Kelly	0-2	0-0	0-0	0	2	0	2	2	0	0	13
Peterson	1-5	1-1	3-4	3	5	6	4	2	0	0	27
Looby	1-3	0-0	0-0	4	1	2	0	0	0	0	10
Team				6				1			
Totals	17-48	7-20	13-17	35	18	54	11	9	2	3	200
	FG%: .354		3PT%: .350				FT%: .765				

Score by Periods:

Wisconsin	26	34	60
Iowa	29	25	54

Attendance: 12,342

2007-08 Game Summaries

(25) MINNESOTA 63, IOWA 50 February 9, 2008, Williams Arena, Minneapolis, MN

Minnesota used a 16-3 scoring run over an eight minute period late in the second half in taking a 63-50 win over Iowa in Minneapolis. Minnesota started fast, scoring the first eight points of the game before Iowa scored its first basket at the 15:44 mark. Iowa trailed by just four, 26-22, before the Gophers closed the half with an 8-3 run to take a 34-25 halftime advantage.

The Hawkeyes kept the deficit in single digits through the early portion of the second half. A three-point play by Cyrus Tate with 11:16 to play gave Iowa a 42-41 advantage, its only lead of the game. Spencer Tollackson hit two free throws and the Gophers scored following an Iowa turnover to regain control. The Hawkeyes scored just eight points after Tate's three-point play as Minnesota's scoring burst included nine straight points.

Iowa used solid shooting to stay in the game, despite being out-rebounded 31-23 and committing 21 turnovers. Minnesota collected 10 steals and scored 21 points following Iowa mistakes. Iowa shot 55.6% in the first half, but just 40% in the second half and 47.4% for the game. Iowa shot 42.9% (9-21) from three-point range and 71.4% (5-7) from the foul line.

Justin Johnson led Iowa's scoring with 15 points and Tony Freeman added 12. Seth Gorney scored nine points (4-4 FGs) and added 10 rebounds, while Freeman added five assists and two steals.

IOWA -- 50

Name	FG	3-PT	FT	RB	PF	TP	A	TO	BK	S	MN
Tate	3-5	0-0	1-3	3	3	7	0	1	2	0	31
Gorney	4-4	1-1	0-0	10	4	9	2	3	0	0	35
Kelly	0-1	0-0	0-0	0	2	0	2	2	0	1	13
Johnson	5-14	3-11	2-2	1	2	15	2	5	1	2	36
Freeman	4-10	4-8	0-0	5	0	12	5	4	0	2	39
Peterson	2-4	1-1	2-2	3	2	7	4	3	0	0	32
Looby	0-0	0-0	0-0	0	0	0	0	0	1	0	14
Team				1				3			
Totals	18-38	9-21	5-7	23	13	50	15	21	4	5	200
	FG%: .474		3PT%: .429					FT%: .714			

MINNESOTA -- 63

Name	FG	3-PT	FT	RB	PF	TP	A	TO	BK	S	M
Abu-Shamala	1-4	1-3	0-0	3	1	3	0	1	0	0	20
Coleman	5-6	0-0	0-0	4	1	10	0	1	1	1	27
Tollackson	3-10	0-0	5-6	4	3	11	1	2	0	0	22
Hoffaber	3-7	2-5	0-0	4	3	8	1	2	0	2	24
Westbrook	0-3	0-0	0-0	2	2	0	4	1	1	1	16
Johnson	4-8	0-2	1-1	7	1	9	2	2	1	2	31
McKenzie	3-9	3-6	2-2	2	1	11	3	1	0	1	31
Nolen	4-6	2-3	1-3	4	1	11	8	2	0	3	29
Team				1				1			
Totals	23-53	8-19	9-12	31	13	63	19	13	3	10	200
	FG%: .434		3PT%: .421					FT%: .750			

Score by Periods:

Iowa	25	25	50
Minnesota	34	29	63

Attendance: 14,625

(26) MICHIGAN 60, IOWA 52 February 14, 2008, Carver-Hawkeye Arena, Iowa City, IA

Michigan used a hot shooting second half to rally for a 60-52 win over Iowa in Iowa City, leaving the teams with a split for the season.

The Wolverines trailed 27-16 at halftime before shooting 54.2% from the field in the second half, scoring 44 points in the final 20 minutes. Michigan made 6-12 three-pointers and 12-15 (80%) free throws in the second half as well. Michigan hit five of its first six shots in the second half, pulling within two points (31-29) in the first four minutes of the half. Iowa used a 7-0 spurt to regain control, but the Wolverines came right back.

Michigan took its first lead of the half at 42-40 with nine minutes to play and the visitors led the rest of the way. Iowa cut the deficit to four (50-54) with one minute remaining before Michigan hit six of its final eight free throw attempts.

Iowa held Michigan to 16 points in the first half as the Wolverines made just 6-18 field goal attempts. The 16 points matched the lowest first half total by an Iowa opponent this season. Michigan's 44 second half points are the second most allowed by Iowa in a second half this season.

The Hawkeyes struggled with their shooting, hitting just 36.5% from the field and 25% (7-28) from three-point range. Iowa had just 12 turnovers.

Jake Kelly scored 12 points to lead Iowa's scoring, while Cyrus Tate added 10 and Seth Gorney and Justin Johnson nine. Gorney led the Hawkeyes with eight rebounds and collected a career-best three steals. Tate added six rebounds and Jeff Peterson led the team with four assists.

MICHIGAN -- 60

Name	FG	3-PT	FT	RB	PF	TP	A	TO	BK	S	M
Udoh	3-4	0-0	0-0	3	4	6	0	0	1	0	23
Coleman	2-3	1-2	1-2	4	0	6	2	1	0	0	26
Sims	4-12	2-5	0-1	4	0	10	0	1	0	0	33
Harris	3-9	1-2	8-8	3	4	15	3	3	0	3	29
Grady	2-4	1-3	2-2	4	0	7	9	0	0	1	35
Lee	0-0	0-0	0-0	0	0	0	0	2	0	0	7
Merritt	1-1	0-0	0-0	1	2	2	1	1	0	0	9
Wright	3-6	2-5	0-2	4	1	8	0	3	0	0	16
Shepherd	0-0	0-0	0-0	2	0	0	0	0	0	0	5
Gibson	1-3	0-2	4-4	4	1	6	0	0	0	0	17
Team				1							
Totals	19-42	7-19	15-19	30	12	60	15	11	1	4	200
	FG%: .452		3PT%: .368					FT%: .789			

IOWA -- 52

Name	FG	3-PT	FT	RB	PF	TP	A	TO	BK	S	MN
Tate	2-2	0-0	6-7	6	3	10	0	2	0	0	31
Gorney	4-10	0-2	1-2	8	2	9	1	1	0	3	35
Freeman	3-10	2-6	0-0	1	0	8	3	2	0	1	30
Johnson	3-13	3-13	0-0	4	4	9	1	1	0	0	33
Kelly	5-10	2-5	0-0	5	3	12	3	3	2	0	32
Peterson	1-6	0-2	0-0	2	4	2	4	2	0	0	27
Looby	1-1	0-0	0-0	1	1	2	1	1	1	1	12
Team				2							
Totals	19-52	7-28	7-9	29	17	52	13	12	3	5	200
	FG%: .365		3PT%: .250					FT%: .778			

Score by Periods:

Michigan	16	44	60
Iowa	27	25	52

Attendance: 9,662

2007-08 Game Summaries

(27) IOWA 53, NORTHWESTERN 51

February 19, 2008, Carver-Hawkeye Arena, Iowa City, IA

Iowa rallied from a 14-point deficit in the final 13 minutes to take a 53-51 win over Northwestern in Iowa City. Both teams struggled throughout the first half, which ended with Northwestern holding a 17-15 advantage. Iowa was held to its lowest first half scoring total of the season, shooting just 21.1%.

The Wildcats started fast in the second half, racing to a 36-22 advantage with 12:25 remaining. The deficit was still 10 when Tony Freeman connected on three straight three-point baskets, cutting the margin to 39-38 with 7:25 to play.

A steal and a lay-up by Dan Bohall gave Iowa its first lead of the second half and a basket by Cyrus Tate gave Iowa the lead for good at 42-41 with six minutes remaining. Iowa's biggest advantage (six points) came with 2:39 to play before another three-point basket by the Wildcats. Tate added two free throws with two minutes left for a 53-48 advantage before Northwestern's Craig Moore hit his fourth three-pointer of the half with 1:43 remaining.

The Hawkeye defense allowed just 12 points over the final nine minutes, but the Wildcats had a final chance with nine seconds to play following two missed free throws. Following a timeout, Moore's final three-point attempt was off the mark in the final seconds and Iowa had the victory.

The Hawkeyes shot 54.2% from the field and had just two turnovers in the second half. Northwestern shot 38% from the field.

Tate scored 15 of his 18 points in the second half. He also had 11 rebounds for the third double-double of his career and added three steals. Freeman scored 14 points, Jake Kelly had 12 points and five assists and Justin Johnson added nine rebounds and six assists.

NORTHWESTERN -- 51

Name	FG	3-PT	FT	RB	PF	TP	A	TO	BK	S	M
Peljusic	2-5	0-1	0-0	5	2	4	0	3	0	0	14
Coble	5-12	2-5	0-0	5	2	12	1	3	0	0	36
Moore	5-13	4-11	1-2	11	3	15	4	2	0	3	40
Thompson	2-6	0-2	0-0	3	4	4	2	2	0	2	37
Williams	0-2	0-0	0-0	1	2	0	2	0	0	0	15
Okrzesik	4-8	3-6	0-0	0	1	11	5	1	0	2	26
Capocci	0-2	0-0	2-2	1	1	2	0	0	0	0	8
Baran	0-1	0-0	0-0	0	3	0	0	0	0	0	4
Nash	1-1	0-0	1-1	6	2	3	1	1	0	1	20
Team				1							
Totals	19-50	9-25	4-5	33	20	51	15	12	0	8	200
	FG%: .380	3PT%: .360	FT%: .800								

IOWA -- 53

Name	FG	3-PT	FT	RB	PF	TP	A	TO	BK	S	MN
Tate	7-9	0-0	4-8	11	2	18	0	2	1	3	32
Gorney	2-5	0-0	0-0	2	2	4	0	1	0	0	18
Freeman	4-9	4-8	2-4	4	1	14	1	5	1	1	40
Johnson	0-7	0-6	0-0	9	0	0	6	1	0	0	40
Kelly	2-7	1-4	7-8	0	1	12	5	1	1	0	40
Palmer	0-0	0-0	0-0	1	1	0	0	0	0	0	3
Angle	0-1	0-0	0-0	0	1	0	0	0	0	0	5
Bohall	2-4	1-3	0-0	1	1	5	1	0	0	1	13
Looby	0-1	0-0	0-0	0	0	0	0	0	0	0	9
Team				2							
Totals	17-43	6-21	13-20	30	9	53	13	10	3	5	200
	FG%: .395	3PT%: .286	FT%: .650								

Score by Periods:

Northwestern	17	34	51
Iowa	15	38	53

Attendance: 9,250

(28) MICHIGAN STATE 66, IOWA 52

February 23, 2008, Breslin Center, East Lansing, MI

Michigan State bolted to a 20-1 lead while holding Iowa without a field goal the first 10 minutes of the game, and went on to a 66-52 win in East Lansing. The Hawkeyes missed their first nine shots and could never dig out of the opening deficit.

Despite the slow start, Iowa played well over the final minutes of the first half, cutting the deficit to nine points and twice having the chance to make free throws to cut the margin to seven. Michigan State scored two baskets in the final 40 seconds of the half and led 31-18 at intermission.

Iowa shot well in the second half, shooting 56.5% from the field and 85.7% from the free throw line. The Hawkeyes also tightened their defense, but it was not enough to win the game. MSU shot only 39.1% for the game after coming into the game shooting over 49%. Despite the improved shooting, Iowa was never closer than 14 points over the final 20 minutes.

Iowa was guilty of 16 turnovers, compared to five for MSU, and the Spartans had a 33-30 rebounding advantage.

Junior forward Cyrus Tate led Iowa's offense. Tate scored a career-high 26 points, hitting 10-13 field goals and 6-7 free throws. Tate added nine rebounds, just missing his second consecutive double-double. Jake Kelly added nine points, Seth Gorney had eight rebounds and Tony Freeman contributed five assists.

IOWA -- 52

Name	FG	3-PT	FT	RB	PF	TP	A	TO	BK	S	MN
Freeman	1-6	1-4	1-4	2	1	4	5	1	1	0	32
Johnson	2-5	1-4	0-0	4	3	5	1	0	1	0	36
Kelly	3-6	1-2	2-3	2	2	9	2	2	0	1	31
Tate	10-13	0-0	6-7	9	3	26	0	2	1	1	32
Gorney	3-9	0-1	0-0	8	3	6	0	5	1	0	36
Palmer	0-0	0-0	0-0	0	0	0	0	0	0	0	1
Bohall	0-0	0-0	0-0	0	0	0	0	0	0	0	1
Peterson	1-4	0-1	0-0	1	0	2	3	4	0	1	21
Looby	0-0	0-0	0-0	2	0	0	0	0	3	0	10
Team				2				2			
Totals	20-43	3-12	9-14	30	12	52	11	16	7	3	200
	FG%: .465	3PT%: .250	FT%: .643								

MICHIGAN STATE -- 66

Name	FG	3-PT	FT	RB	PF	TP	A	TO	BK	S	M
Lucas	4-10	0-2	0-0	0	2	8	3	1	0	2	23
Morgan	6-6	0-0	4-4	4	3	16	1	1	0	1	20
Neitzel	4-15	3-10	1-1	1	2	12	5	0	0	1	28
Suton	2-6	0-0	0-0	4	2	4	2	2	0	0	23
Naymick	2-6	0-0	2-2	8	0	6	0	0	2	0	26
Ibok	0-0	0-0	0-0	1	1	0	0	0	0	0	1
Allen	3-6	1-3	0-0	0	0	7	0	0	0	1	17
Walton	1-3	0-0	0-0	3	2	2	4	0	0	0	25
Crandell	0-0	0-0	0-0	0	0	0	0	0	0	0	1
Summers	0-5	0-0	2-2	2	0	2	1	0	1	0	15
Kebler	0-0	0-0	0-0	0	0	0	0	0	0	0	1
Dahlman	0-1	0-1	0-0	0	1	0	0	0	0	0	2
Herzog	0-1	0-0	0-0	1	2	0	0	1	0	0	5
Gray	3-5	0-0	3-4	4	4	9	0	0	0	0	13
Team				5							
Totals	25-64	4-16	12-13	33	19	66	16	5	3	5	200
	FG%: .391	3PT%: .250	FT%: .923								

Score by Periods:

Iowa	18	34	52
Michigan State	31	35	66

Attendance: 14,759

2007-08 Game Summaries**(29) PENN STATE 65, IOWA 64**

February 27, 2008, Bryce Jordan Center, State College, PA

Penn State converted a three-point play with 18 seconds remaining to score a 65-64 win over Iowa in State College. PSU's David Jackson rebounded a missed three-point attempt and scored, then converted the free throw after the foul to give Penn State its first lead since the opening seconds of the second half.

Iowa had several opportunities in the final seconds. A shot in traffic from the lane rimmed out and two attempted tip-in shots also failed to fall. Iowa was awarded the ball under its own basket with 1.2 seconds remaining, but Justin Johnson was stripped of the ball before he could get a shot.

The loss spoiled Iowa's best shooting night of the season. The Hawkeyes shot 57.5% from the field, 54.5% (12-22) from three-point range and 85.7% (6-7) from the foul line. The rebounding was even (21-21), but Iowa was guilty of 17 turnovers. Penn State also had a 14-6 advantage in made free throws.

Iowa scored the final five points of the first half to pull within one, 31-30, at the break, shooting 63.2% from the field in the opening half. The Hawkeyes added the first 12 points of the second half to build a 42-31 advantage. Iowa led by as many as 12 in the second half, the last time at 45-33 with 15 minutes left.

The Hawkeyes led by seven with 2:40 to play, but failed to score from there. Dan Bohall hit four straight free throws to provide that margin (64-57) before Penn State took advantage of two Hawkeye turnovers in the final minute.

Jake Kelly led Iowa's balanced scoring attack with 17 points. Tony Freeman added 14, Johnson scored 12 and Cyrus Tate 11. Seth Gorney and Freeman each had five rebounds and Freeman added five assists.

IOWA -- 64

Name	FG	3-PT	FT	RB	PF	TP	A	TO	BK	S	MN
Tate	5-7	0-0	1-2	2	5	11	1	3	0	1	19
Gorney	0-0	0-0	0-0	5	3	0	1	1	0	0	39
Freeman	5-14	4-11	0-0	5	1	14	5	3	0	1	40
Johnson	4-5	4-5	0-0	3	0	12	3	2	0	0	32
Kelly	7-9	2-3	1-1	2	3	17	4	3	0	2	33
Bohall	0-1	0-1	4-4	0	1	4	0	0	0	0	4
Peterson	2-2	2-2	0-0	0	4	6	2	4	0	0	15
Looby	0-2	0-0	0-0	3	1	0	0	1	0	0	18
Team				1							
Totals	23-40	12-22	6-7	21	18	64	16	17	0	4	200
	FG%:	.575	3PT%:	.545			FT%:	.857			

PENN STATE -- 65

Name	FG	3-PT	FT	RB	PF	TP	A	TO	BK	S	M
Cornley	10-17	0-1	2-2	7	2	22	0	4	0	1	37
Jackson	2-4	0-0	1-1	2	2	5	2	1	0	2	29
Jones	0-1	0-0	0-2	2	0	0	0	1	0	0	13
Pringle	2-7	2-4	0-0	1	4	6	4	1	1	0	30
Battle	3-7	2-4	1-2	3	3	9	3	2	0	3	33
Walker	1-3	0-2	3-3	0	0	5	1	0	0	0	13
Hassell	0-0	0-0	0-0	1	0	0	0	0	0	0	7
Brooks	1-1	0-0	2-2	2	1	4	1	0	1	0	14
Morrissey	3-7	3-6	5-5	1	2	14	1	1	0	2	24
Team				2							
Totals	22-47	7-17	14-17	21	14	65	12	10	2	8	200
	FG%:	.468	3PT%:	.412			FT%:	.824			

Score by Periods:

Iowa	30	34	64
Penn State	31	34	65

Attendance: 6,058